97-145-7373(2)
MOTC-IOT-97-H2DA001-5-1

# 2007年港灣海氣地象觀測資料年報
# (風力部份)(下冊)

交通部運輸研究所
中華民國97年12月

97-145-7373(2)
MOTC-IOT-97-H2DA001-5-1

# 2007 年港灣海氣地象觀測資料年報 (風力部份)(下冊)

編輯：蘇青和、廖慶堂、徐如娟

交通部運輸研究所
中華民國 97 年 12 月

國家圖書館出版品預行編目資料

**港灣海氣地象觀測資料年報.**

2007 年/　蘇青和、廖慶堂、徐如娟 編輯

-- 初版 -- 臺北市 ： 交通部運研所, 民 97.12

冊 ；　　公分

ISBN 978-986-01-6124-3(全套 ： 平裝)

1.海洋動力學 2.波動力學 3.潮汐 4.海流

5.統計 6.臺灣

351.94　　97021834

2007 年港灣海氣地象觀測資料年報(風力部份)(下冊)

編　　輯：蘇青和、廖慶堂、徐如娟
出版機關：交通部運輸研究所
地　　址：10548 臺北市敦化北路 240 號
網　　址：www.ihmt.gov.tw (中文版＞中心出版品)
電　　話：(04)26587176
出版年月：中華民國 97 年 12 月
印 刷 者：
版(刷)次冊數：初版一刷 110 冊
本書同時登載於交通部運輸研究所網站
定　　價：全套八冊 1200 元
展 售 處：
交通部運輸研究所運輸資訊組•電話：(02)23496880
國家書店松江門市：10485 臺北市中山區松江路 209 號 F1•電話：(02)25180207
五南文化廣場：40042 臺中市中山路 6 號•電話：(04)22260330

GPN：1009703169　　ISBN：978-986-01-6124-3 (全套:平裝)
著作財產權人：中華民國(代表機關：交通部運輸研究所)
本著作保留所有權利，欲利用本著作全部或部份內容者，須徵求交通部運輸研究所書面授權。

# 二〇〇七年港灣海氣地象觀測資料年報（風力部份）（下冊）

交通部運輸研究所

GPN：1009703169

定價全套八冊1200元

# 交通部運輸研究所自行研究計畫出版品摘要表

出版品名稱：2007 年港灣海氣地象觀測資料年報(風力部份)(下冊)

| 國際標準書號(或叢刊號) | 政府出版品統一編號 | 運輸研究所出版品編號 | 計畫編號 |
|---|---|---|---|
| ISBN：978-986-01-6124-3<br>（全套:平裝） | 1009703169 | 97-145-7373(2) | 97-H2DA001-5-1 |


主辦單位：港灣技術研究中心
主管：邱永芳
編輯：蘇青和
助理編輯：廖慶堂、徐如娟
資料蒐集及處理：曾相茂、吳基、林柏青、林受勳、張富東、
江金德、蔡金吉、李江澤
圖表繪製：廖慶堂、徐如娟
光碟製作：單誠基
行政助理：錢爾潔、張惠華、陳正義、馬維倫、張麗瓊
聯絡電話：04-26587175
傳真號碼：04-26571329


研究期間
自 97 年 01 月
至 97 年 12 月


關鍵詞：海氣地象資料、年報、2007 年、風力



摘要：

本報告包括基隆港、臺中港、高雄港、花蓮港、蘇澳港、臺北港、安平港及布袋港等8個港口。2007年海氣地象現場監測資料，項目包括風力(颱風)、波浪、潮汐及海流等資料。內容有觀測記錄表、月報表、原始資料、及各項重要統計量之統計表、統計圖。



| 出版日期 | 頁數 | 定價 | 本出版品取得方式 |
|---|---|---|---|
| 97 年 12 月 | 956 | 全套八冊<br>1200 元 | 凡屬機密性出版品均不對外公開。普通性出版品，公營、公益機關團體及學校可函洽本所免費贈閱；私人及私營機關團體可按定價價購。 |


機密等級：
□密 □機密 □極機密 □絕對機密
（解密條件：□ 年 月 日解密，□公布後解密，□附件抽存後解密，
□工作完成或會議終了時解密，□另行檢討後辦理解密）
■普通

備註：本研究之結論與建議不代表交通部之意見。

**PUBLICATION ABSTRACTS OF RESEARCH PROJECTS**
**INSTITUTE OF TRANSPORTATION**
**MINISTRY OF TRANSPORTATION AND COMMUNICATIONS**

TITLE: Oceanographical Observation Data – Annual Report 2007 (Wind)(Volume II)


| ISBN (OR ISSN) | GOVERNMENT PUBLICATIONS NUMBER | IOT SERIAL NUMBER | PROJECT NUMBER |
|---|---|---|---|
| ISBN：978-986-01-6124-3 (pbk.) | 1009703169 | 97-145-7373(2) | 97-H2DA001-5-1 |



DIVISION: HARBOR & MARINE TECHNOLOGY CENTER
DIVISION DIRECTOR: Yung-Fang Chiu
PRINCIPAL INVESTIGATOR: Ching-Ho Su
ASSISTANT INVESTIGATOR: Ching-Tarng Liaw, Ju-Chung Hsu
PROJECT STAFF: Hsiang-Mao Tseng, Chi Wu, Po-Ching Lin, Fu Ton Chang, Chiang-Tse Lee, Ching-Tarng Liaw, Ju-Chung Hsu, Chin-Chi Tsai, Tommy Lin, Chen-Chi Shan, Wei-Lun Ma, Er-Jier Chien, Hui-Hua Chang, Cheng-Yi Chen and Lee-Chung Chang
PHONE: 886-4-26587175
FAX: 886-4-26571329


PROJECT PERIOD
FROM January 2008
TO December 2008


KEY WORDS: Oceanographical Data, Annual Report, 2007, Wind



ABSTRACT:

This Annual report 2007 covers the observation data of winds, waves, tides and currents near the eight harbors (Keelung Harbor, Taichung Harbor, Kaohsiung Harbor, Hawlien Harbor, Suao Harbor, Taipei Harbor, Anping Harbor and Putai Harbor) in Taiwan. The contents in this Annual report include the records of observation, the monthly reports, the time series of data, statistical diagrams and tables.



| DATE OF PUBLICATION | NUMBER OF PAGES | A SET OF EIGHT BOOKS | CLASSIFICATION |
|---|---|---|---|
| December 2008 | 956 | 1200 | ☐RESTRICTED ☐CONFIDENTIAL ☐SECRET ☐TOP SECRET ■UNCLASSIFIED |



The views expressed in this publication are not necessarily those of the Ministry of Transportation and Communications.

# 2007 年港灣海氣地象觀測資料年報
# (風力部份)
# 目　錄
# (上冊)


中文摘要..... Ⅰ

英文摘要..... Ⅱ

目錄..... Ⅲ

第一章 風力資料蒐集、處理及分析..... 1-1

第二章 2007 年各港風力資料記錄統計表 ..... 2

2.1　2007 年基隆港風力資料記錄統計表..... 2-1

2.2　2007 年臺北港風力資料記錄統計表..... 2-2

2.3　2007 年臺中港風力資料記錄統計表..... 2-3

2.4　2007 年安平港風力資料記錄統計表..... 2-4

2.5　2007 年高雄港風力資料記錄統計表..... 2-5

2.6　2007 年花蓮港風力資料記錄統計表..... 2-6

2.7　2007 年蘇澳港風力資料記錄統計表..... 2-7

2.8　2007 年布袋港風力資料記錄統計表..... 2-8

2.9　2007 年各港颱風期間風力資料記錄統計表..... 2-9

第三章 2007 年各港逐時風速及風向月報表 ..... 3

3.1　2007 年基隆港逐時風速及風向月報表..... 3-1

3.2　2007 年臺北港逐時風速及風向月報表..... 3-2

3.3　2007 年臺中港逐時風速及風向月報表..... 3-3

3.4　2007 年安平港逐時風速及風向月報表..... 3-4

3.5　2007 年高雄港逐時風速及風向月報表..... 3-5

3.6 2007 年花蓮港逐時風速及風向月報表..... **3-6**
3.7 2007 年蘇澳港逐時風速及風向月報表..... **3-7**
3.8 2007 年布袋港逐時風速及風向月報表..... **3-8**
第四章 2007 年各港逐時風資料歷線圖 ..... **4**
4.1 2007 年基隆港逐時風資料歷線圖 ..... **4-1**
4.2 2007 年臺北港逐時風資料歷線圖 ..... **4-2**
4.3 2007 年臺中港逐時風資料歷線圖 ..... **4-3**
4.4 2007 年安平港逐時風資料歷線圖 ..... **4-4**
4.5 2007 年高雄港逐時風資料歷線圖 ..... **4-5**
4.6 2007 年花蓮港逐時風資料歷線圖 ..... **4-6**
4.7 2007 年蘇澳港逐時風資料歷線圖 ..... **4-7**
4.8 2007 年布袋港逐時風資料歷線圖 ..... **4-8**
第五章 2007 年各港風力重要統計量統計表 ..... **5**
5.1 2007 年基隆港風力重要統計量統計表及統計圖..... **5-1**
5.2 2007 年臺北港風力重要統計量統計表及統計圖..... **5-2**
5.3 2007 年臺中港風力重要統計量統計表及統計圖..... **5-3**
5.4 2007 年安平港風力重要統計量統計表及統計圖..... **5-4**
5.5 2007 年高雄港風力重要統計量統計表及統計圖..... **5-5**
5.6 2007 年花蓮港風力重要統計量統計表及統計圖..... **5-6**
5.7 2007 年蘇澳港風力重要統計量統計表及統計圖..... **5-7**
5.8 2007 年布袋港風力重要統計量統計表及統計圖..... **5-8**

# 2007 年港灣海氣地象觀測資料年報
# (風力部份)
# 目　錄
# (下冊)


第六章 2007 年各港風速及風向聯合分佈表 ..... **6**

6.1　2007 年基隆港風速及風向聯合分佈表..... **6-1**

6.2　2007 年臺北港風速及風向聯合分佈表..... **6-2**

6.3　2007 年臺中港風速及風向聯合分佈表..... **6-3**

6.4　2007 年安平港風速及風向聯合分佈表..... **6-4**

6.5　2007 年高雄港風速及風向聯合分佈表..... **6-5**

6.6　2007 年花蓮港風速及風向聯合分佈表..... **6-6**

6.7　2007 年蘇澳港風速及風向聯合分佈表..... **6-7**

6.8　2007 年布袋港風速及風向聯合分佈表..... **6-8**

第七章 2007 年各港風方塊圖 ..... **7**

7.1　2007 年基隆港風方塊圖 ..... **7-1**

7.2　2007 年臺北港風方塊圖 ..... **7-2**

7.3　2007 年臺中港風方塊圖 ..... **7-3**

7.4　2007 年安平港風方塊圖 ..... **7-4**

7.5　2007 年高雄港風方塊圖 ..... **7-5**

7.6　2007 年花蓮港風方塊圖 ..... **7-6**

7.7　2007 年蘇澳港風方塊圖 ..... **7-7**

7.8　2007 年布袋港風方塊圖 ..... **7-8**

第八章 2007 年各港風玫瑰圖 ..... **8**

8.1　2007 年基隆港風玫瑰圖 ..... **8-1**

8.2 2007 年臺北港風玫瑰圖 ..... **8-2**
8.3 2007 年臺中港風玫瑰圖 ..... **8-3**
8.4 2007 年安平港風玫瑰圖 ..... **8-4**
8.5 2007 年高雄港風玫瑰圖 ..... **8-5**
8.6 2007 年花蓮港風玫瑰圖 ..... **8-6**
8.7 2007 年蘇澳港風玫瑰圖 ..... **8-7**
8.8 2007 年布袋港風玫瑰圖 ..... **8-8**
第九章 2007 年各港風向量圖 ..... **9**
9.1 2007 年基隆港風向量圖 ..... **9-1**
9.2 2007 年臺北港風向量圖 ..... **9-2**
9.3 2007 年臺中港風向量圖 ..... **9-3**
9.4 2007 年安平港風向量圖 ..... **9-4**
9.5 2007 年高雄港風向量圖 ..... **9-5**
9.6 2007 年花蓮港風向量圖 ..... **9-6**
9.7 2007 年蘇澳港風向量圖 ..... **9-7**
9.8 2007 年布袋港風向量圖 ..... **9-8**
第十章 2007 年各港風力相關分析 ..... **10**
10.1 2007 年基隆港風力相關分析 ..... **10-1**
10.2 2007 年臺北港風力相關分析 ..... **10-2**
10.3 2007 年臺中港風力相關分析 ..... **10-3**
10.4 2007 年安平港風力相關分析 ..... **10-4**
10.5 2007 年高雄港風力相關分析 ..... **10-5**
10.6 2007 年花蓮港風力相關分析 ..... **10-6**
10.7 2007 年蘇澳港風力相關分析 ..... **10-7**
10.8 2007 年布袋港風力相關分析 ..... **10-8**

第十一章 2007 年各港颱風期間風報表、歷線圖及統計表..... **11**
11.1 2007 颱風路徑圖及概況表..... **11-1**
11.2 2007 年基隆港颱風期間風報表、歷線圖..... **11-2**
11.3 2007 年臺北港颱風期間風報表、歷線圖..... **11-3**
11.4 2007 年臺中港颱風期間風報表、歷線圖..... **11-4**
11.5 2007 年安平港颱風期間風報表、歷線圖..... **11-5**
11.6 2007 年高雄港颱風期間風報表、歷線圖..... **11-6**
11.7 2007 年花蓮港颱風期間風報表、歷線圖..... **11-7**
11.8 2007 年蘇澳港颱風期間風報表、歷線圖..... **11-8**
11.9 2007 年布袋港颱風期間風報表、歷線圖..... **11-9**
11.10 2007 年各港颱風期間最大風速統計表..... **11-10**
參考文獻..... **12-1**

# 第六章、2007年各港風速及風向聯合分佈表

（基隆港）
（臺北港）
（臺中港）
（安平港）
（高雄港）
（花蓮港）
（蘇澳港）
（布袋港）

# 6.1　2007年基隆港風速及風向聯合分佈表

# 表6.1.1　2006年 12月 基隆港測站1風速及風向聯合分佈百分比 (%) 統計表

**2006年12月 1日 1時 ~ 2006年12月25日16時**

| 風向<br>風速 | N | NNE | NE | ENE | E | ESE | SE | SSE | S | SSW | SW | WSW | W | WNW | NW | NNW | 合計<br>(%) |
|---|---|---|---|---|---|---|---|---|---|---|---|---|---|---|---|---|---|
| **.3m/s** | 1.1 | .6 | .3 | .6 | .0 | .0 | .3 | .0 | .3 | .3 | .8 | .6 | .3 | .0 | .0 | .3 | 5.4 |
| **1m/s** | 2.0 | 1.7 | 3.1 | 2.0 | .6 | .3 | .0 | .0 | .0 | .0 | .6 | .3 | .0 | .0 | .0 | .0 | 10.5 |
| **2m/s** | .8 | 1.4 | 2.8 | 5.4 | .8 | .0 | .0 | .0 | .0 | .0 | .0 | .0 | .0 | .0 | .0 | .0 | 11.3 |
| **3m/s** | .6 | 2.5 | 3.4 | 2.3 | .6 | .8 | .0 | .0 | .0 | .0 | .0 | .0 | .3 | .0 | .0 | .0 | 10.5 |
| **4m/s** | 2.0 | 2.0 | 2.5 | 1.4 | .6 | 1.1 | .6 | .0 | .0 | .0 | .3 | .0 | .3 | .0 | .3 | .3 | 11.3 |
| **5m/s** | 1.1 | 4.0 | 3.7 | 2.3 | .0 | .3 | .3 | .0 | .0 | .0 | .0 | .0 | .0 | .0 | .0 | .3 | 11.9 |
| **6m/s** | 1.1 | 3.1 | 5.1 | 3.1 | .3 | .0 | .0 | .0 | .0 | .0 | .0 | .0 | .3 | .3 | .0 | .3 | 13.6 |
| **7m/s** | 1.4 | 5.4 | 5.1 | 2.0 | .0 | .0 | .0 | .0 | .0 | .0 | .0 | .0 | .0 | .0 | .0 | .0 | 13.9 |
| **8m/s** | 1.4 | 4.8 | 2.0 | .3 | .0 | .0 | .0 | .0 | .0 | .0 | .0 | .0 | .0 | .0 | .3 | .0 | 8.8 |
| **10m/s** | 1.1 | .6 | .0 | .0 | .0 | .0 | .0 | .0 | .0 | .0 | .0 | .0 | .0 | .0 | .0 | .0 | 1.7 |
| **12m/s** | .0 | .0 | .0 | .0 | .0 | .0 | .0 | .0 | .0 | .0 | .0 | .0 | .0 | .0 | .0 | .0 | .0 |
| **14m/s** | .0 | .0 | .0 | .0 | .0 | .0 | .0 | .0 | .0 | .0 | .0 | .0 | .0 | .0 | .0 | .6 | .6 |
| **16m/s** | .0 | .0 | .0 | .0 | .0 | .0 | .0 | .0 | .0 | .0 | .0 | .0 | .0 | .0 | .0 | .0 | .0 |
| **18m/s** | .0 | .0 | .0 | .0 | .0 | .0 | .0 | .0 | .0 | .0 | .0 | .0 | .0 | .0 | .0 | .0 | .0 |
| **20m/s** | .0 | .0 | .0 | .0 | .0 | .0 | .0 | .0 | .0 | .0 | .0 | .0 | .0 | .0 | .0 | .0 | .0 |
| **25m/s** | .0 | .0 | .0 | .0 | .0 | .0 | .0 | .0 | .0 | .0 | .0 | .0 | .0 | .0 | .0 | .0 | .0 |
| **30m/s** | .0 | .0 | .0 | .0 | .0 | .0 | .0 | .0 | .0 | .0 | .0 | .0 | .0 | .0 | .0 | .0 | .0 |
| **35m/s** | .0 | .0 | .0 | .0 | .0 | .0 | .0 | .0 | .0 | .0 | .0 | .0 | .0 | .0 | .0 | .0 | .0 |
| **40m/s** | .0 | .0 | .0 | .0 | .0 | .0 | .0 | .0 | .0 | .0 | .0 | .0 | .0 | .0 | .0 | .0 | .0 |
| **100m/s** | | | | | | | | | | | | | | | | | |
| 合計 (%) | 12.7 | 26.1 | 28.0 | 19.3 | 2.8 | 2.5 | 1.1 | .0 | .3 | .3 | 1.7 | .8 | 1.1 | .3 | .6 | 1.7 | 99.4 |

[註**1**]: 風速介於 **7.0m/s~ 8.0m/s** 佔 **13.9%** 。主風向 **NE** 佔 **28.0%** 。

[註**2**]: 風速平均值 **= 5.0m/s** , 風速最大值 **= 15.3m/s** , 其風向爲 **NNW**。

[註**3**]: 風速小於**5m/s** 佔 **49.6%**; 介於**5~10m/s** 佔 **48.2%** ; 風速大於**10m/s** 佔 **2.3%**。

[註**4**]: 風向介於 **N~E** 佔 **82.2%**;**E~S** 佔 **5.9%** ;**S~W** 佔 **3.1%** ;**W~N** 佔 **8.2%**; 靜風佔 **.6%** 。

[註**5**]: 資料每小時記錄一次 , 合計 **353**筆 ( **47.4%**) , 檔名 : **W06CKL10.1HA** 。

# 表6.1.2　2007年 1月 基隆港測站1風速及風向聯合分佈百分比 (%) 統計表

**2007年 1月 1日 0時 ~ 2007年 1月31日23時**

| 風向<br>風速 | N | NNE | NE | ENE | E | ESE | SE | SSE | S | SSW | SW | WSW | W | WNW | NW | NNW | 合計<br>(%) |
|---|---|---|---|---|---|---|---|---|---|---|---|---|---|---|---|---|---|
| **.3m/s** | 3.8 | .0 | .0 | .0 | .0 | .0 | .0 | .0 | .0 | 5.8 | .0 | .0 | .0 | .0 | .0 | .0 | 9.6 |
| **1m/s** | 5.8 | .0 | .0 | 3.8 | 1.9 | .0 | .0 | .0 | 9.6 | 5.8 | 1.9 | .0 | .0 | .0 | .0 | .0 | 28.8 |
| **2m/s** | 1.9 | 1.9 | .0 | 7.7 | .0 | .0 | .0 | .0 | 1.9 | .0 | .0 | .0 | .0 | .0 | .0 | .0 | 13.5 |
| **3m/s** | 9.6 | 5.8 | 3.8 | .0 | .0 | .0 | .0 | .0 | .0 | .0 | .0 | .0 | .0 | .0 | .0 | .0 | 19.2 |
| **4m/s** | 3.8 | .0 | .0 | .0 | .0 | .0 | .0 | .0 | .0 | .0 | .0 | .0 | .0 | .0 | .0 | .0 | 3.8 |
| **5m/s** | .0 | .0 | .0 | .0 | .0 | .0 | .0 | .0 | .0 | .0 | .0 | .0 | .0 | 1.9 | .0 | .0 | 1.9 |
| **6m/s** | 3.8 | 5.8 | 1.9 | .0 | .0 | .0 | .0 | .0 | .0 | .0 | .0 | .0 | .0 | .0 | .0 | .0 | 11.5 |
| **7m/s** | 1.9 | .0 | .0 | .0 | .0 | .0 | .0 | .0 | .0 | .0 | .0 | .0 | .0 | .0 | .0 | .0 | 1.9 |
| **8m/s** | 5.8 | 1.9 | .0 | .0 | .0 | .0 | .0 | .0 | .0 | .0 | .0 | .0 | .0 | .0 | .0 | .0 | 7.7 |
| **10m/s** | .0 | .0 | .0 | .0 | .0 | .0 | .0 | .0 | .0 | .0 | .0 | .0 | .0 | .0 | .0 | .0 | .0 |
| **12m/s** | .0 | .0 | .0 | .0 | .0 | .0 | .0 | .0 | .0 | .0 | .0 | .0 | .0 | .0 | .0 | .0 | .0 |
| **14m/s** | .0 | .0 | .0 | .0 | .0 | .0 | .0 | .0 | .0 | .0 | .0 | .0 | .0 | .0 | .0 | .0 | .0 |
| **16m/s** | .0 | .0 | .0 | .0 | .0 | .0 | .0 | .0 | .0 | .0 | .0 | .0 | .0 | .0 | .0 | .0 | .0 |
| **18m/s** | .0 | .0 | .0 | .0 | .0 | .0 | .0 | .0 | .0 | .0 | .0 | .0 | .0 | .0 | .0 | .0 | .0 |
| **20m/s** | .0 | .0 | .0 | .0 | .0 | .0 | .0 | .0 | .0 | .0 | .0 | .0 | .0 | .0 | .0 | .0 | .0 |
| **25m/s** | .0 | .0 | .0 | .0 | .0 | .0 | .0 | .0 | .0 | .0 | .0 | .0 | .0 | .0 | .0 | .0 | .0 |
| **30m/s** | .0 | .0 | .0 | .0 | .0 | .0 | .0 | .0 | .0 | .0 | .0 | .0 | .0 | .0 | .0 | .0 | .0 |
| **35m/s** | .0 | .0 | .0 | .0 | .0 | .0 | .0 | .0 | .0 | .0 | .0 | .0 | .0 | .0 | .0 | .0 | .0 |
| **40m/s** | .0 | .0 | .0 | .0 | .0 | .0 | .0 | .0 | .0 | .0 | .0 | .0 | .0 | .0 | .0 | .0 | .0 |
| **100m/s** | | | | | | | | | | | | | | | | | |
| 合計 (%) | 36.5 | 15.4 | 5.8 | 11.5 | 1.9 | .0 | .0 | .0 | 11.5 | 11.5 | 1.9 | .0 | .0 | 1.9 | .0 | .0 | 98.1 |

[註**1**]: 風速介於 **1.0m/s~ 2.0m/s** 佔 **28.8%** 。主風向 **N** 佔 **36.5%** 。

[註**2**]: 風速平均值 **= 3.3m/s** , 風速最大值 **= 9.5m/s** , 其風向爲 **N** 。

[註**3**]: 風速小於**5m/s** 佔 **76.9%**; 介於**5~10m/s** 佔 **23.1%** ; 風速大於**10m/s** 佔 **.0%**。

[註**4**]: 風向介於 **N~E** 佔 **57.7%**;**E~S** 佔 **7.7%** ;**S~W** 佔 **19.2%** ;**W~N** 佔 **13.5%**; 靜風佔 **1.9%** 。

[註**5**]: 資料每小時記錄一次 , 合計 **52**筆 ( **7.0%**) , 檔名 : **W071KL10.1HA** 。

# 表6.1.3　2007年 2月 基隆港測站1風速及風向聯合分佈百分比 (%) 統計表

**2007年 2月 1日 0時 ~ 2007年 2月28日23時**

| 風向<br>風速 | N | NNE | NE | ENE | E | ESE | SE | SSE | S | SSW | SW | WSW | W | WNW | NW | NNW | 合計<br>(%) |
|---|---|---|---|---|---|---|---|---|---|---|---|---|---|---|---|---|---|
| **.3m/s** | 2.4 | 1.5 | 1.9 | 1.0 | .4 | .0 | .1 | .1 | 1.0 | 1.5 | 1.9 | 1.2 | 1.8 | .3 | .3 | .6 | 16.2 |
| **1m/s** | 1.8 | .7 | 2.2 | 2.5 | .6 | .1 | .9 | .4 | 1.5 | 2.2 | 3.9 | 3.4 | .3 | .1 | .1 | .1 | 21.1 |
| **2m/s** | 2.1 | 1.5 | 2.2 | 4.9 | .7 | .3 | .0 | .1 | 1.0 | .7 | 2.5 | .4 | .3 | .0 | .1 | .4 | 17.6 |
| **3m/s** | 1.6 | 2.5 | 2.1 | 1.3 | .7 | .0 | .1 | .3 | .3 | .4 | .1 | .1 | .0 | .1 | .4 | .7 | 11.2 |
| **4m/s** | 2.7 | 1.6 | 1.5 | .7 | .1 | .0 | .4 | .3 | .0 | .0 | .0 | .4 | .0 | .0 | .6 | 1.6 | 10.1 |
| **5m/s** | 2.8 | 2.7 | .3 | .0 | .0 | .3 | .1 | .4 | .1 | .0 | .0 | .0 | .1 | .0 | .0 | .7 | 7.7 |
| **6m/s** | 4.2 | 1.5 | .6 | .0 | .1 | .0 | .0 | .1 | .0 | .0 | .0 | .0 | .0 | .0 | .1 | .3 | 7.0 |
| **7m/s** | 3.7 | .9 | .1 | .0 | .0 | .0 | .1 | .0 | .0 | .0 | .0 | .0 | .0 | .0 | .0 | .0 | 4.9 |
| **8m/s** | 1.8 | .3 | .0 | .0 | .0 | .0 | .0 | .0 | .0 | .0 | .0 | .0 | .0 | .0 | .0 | .0 | 2.1 |
| **10m/s** | .4 | .0 | .0 | .0 | .0 | .0 | .0 | .0 | .0 | .0 | .0 | .0 | .0 | .0 | .0 | .0 | .4 |
| **12m/s** | .0 | .0 | .0 | .0 | .0 | .0 | .0 | .0 | .0 | .0 | .0 | .0 | .0 | .0 | .0 | .0 | .0 |
| **14m/s** | .0 | .0 | .0 | .0 | .0 | .0 | .0 | .0 | .0 | .0 | .0 | .0 | .0 | .0 | .0 | .0 | .0 |
| **16m/s** | .0 | .0 | .0 | .0 | .0 | .0 | .0 | .0 | .0 | .0 | .0 | .0 | .0 | .0 | .0 | .0 | .0 |
| **18m/s** | .0 | .0 | .0 | .0 | .0 | .0 | .0 | .0 | .0 | .0 | .0 | .0 | .0 | .0 | .0 | .0 | .0 |
| **20m/s** | .0 | .0 | .0 | .0 | .0 | .0 | .0 | .0 | .0 | .0 | .0 | .0 | .0 | .0 | .0 | .0 | .0 |
| **25m/s** | .0 | .0 | .0 | .0 | .0 | .0 | .0 | .0 | .0 | .0 | .0 | .0 | .0 | .0 | .0 | .0 | .0 |
| **30m/s** | .0 | .0 | .0 | .0 | .0 | .0 | .0 | .0 | .0 | .0 | .0 | .0 | .0 | .0 | .0 | .0 | .0 |
| **35m/s** | .0 | .0 | .0 | .0 | .0 | .0 | .0 | .0 | .0 | .0 | .0 | .0 | .0 | .0 | .0 | .0 | .0 |
| **40m/s** | .0 | .0 | .0 | .0 | .0 | .0 | .0 | .0 | .0 | .0 | .0 | .0 | .0 | .0 | .0 | .0 | .0 |
| **100m/s** | | | | | | | | | | | | | | | | | |
| 合計 (%) | 23.5 | 13.2 | 11.0 | 10.6 | 2.8 | .7 | 1.9 | 1.9 | 4.0 | 4.9 | 8.5 | 5.7 | 2.5 | .6 | 1.8 | 4.6 | 98.4 |

[註**1**]: 風速介於 **1.0m/s~ 2.0m/s** 佔 **21.1%** 。主風向 **N** 佔 **23.5%** 。

[註**2**]: 風速平均值 **= 3.2m/s** , 風速最大值 **= 10.8m/s** , 其風向爲 **N** 。

[註**3**]: 風速小於**5m/s** 佔 **77.8%**; 介於**5~10m/s** 佔 **21.7%** ; 風速大於**10m/s** 佔 **.4%**。

[註**4**]: 風向介於 **N~E** 佔 **50.7%**;**E~S** 佔 **7.6%** ;**S~W** 佔 **22.0%** ;**W~N** 佔 **18.0%**; 靜風佔 **1.6%** 。

[註**5**]: 資料每小時記錄一次 , 合計 **672**筆 **(100.0%)** , 檔名 : **W072KL10.1HA** 。

# 表6.1.4　2007年 3月 基隆港測站1風速及風向聯合分佈百分比 (%) 統計表

**2007年 3月 1日 0時 ~ 2007年 3月31日23時**

| 風向<br>風速 | N | NNE | NE | ENE | E | ESE | SE | SSE | S | SSW | SW | WSW | W | WNW | NW | NNW | 合計<br>(%) |
|---|---|---|---|---|---|---|---|---|---|---|---|---|---|---|---|---|---|
| **.3m/s** | 2.6 | .8 | .9 | .4 | .1 | .1 | .0 | .1 | .3 | .9 | 2.2 | 2.3 | 1.5 | .3 | .0 | .0 | 12.5 |
| **1m/s** | 3.4 | 1.3 | 2.0 | .9 | .4 | .5 | .3 | .9 | 1.2 | 2.0 | 3.2 | 2.3 | .9 | .4 | .5 | .3 | 20.7 |
| **2m/s** | 2.8 | 1.5 | 2.4 | 3.9 | .5 | .1 | .4 | .0 | 1.5 | 1.7 | 2.8 | .9 | .4 | .0 | .3 | .7 | 20.0 |
| **3m/s** | 2.4 | .7 | 1.3 | 1.3 | .7 | .0 | .3 | .4 | .9 | .7 | .9 | .3 | .3 | .0 | .5 | .3 | 11.0 |
| **4m/s** | 2.7 | .8 | 1.1 | 1.2 | .0 | .1 | .0 | .1 | .1 | .0 | .3 | .0 | .0 | .0 | .0 | .0 | 6.5 |
| **5m/s** | 1.1 | 2.0 | 1.6 | .4 | .1 | .1 | .1 | .0 | .0 | .0 | .0 | .0 | .0 | .0 | .0 | .3 | 5.8 |
| **6m/s** | 1.5 | 3.9 | 2.4 | .4 | .0 | .1 | .0 | .0 | .0 | .0 | .0 | .0 | .0 | .0 | .0 | .0 | 8.3 |
| **7m/s** | 1.1 | 3.8 | 1.2 | .1 | .0 | .1 | .0 | .0 | .0 | .0 | .0 | .0 | .0 | .0 | .0 | .0 | 6.3 |
| **8m/s** | 2.8 | 3.5 | .4 | .0 | .0 | .0 | .0 | .0 | .0 | .0 | .0 | .0 | .0 | .0 | .0 | .0 | 6.7 |
| **10m/s** | .1 | .5 | .0 | .0 | .0 | .0 | .0 | .0 | .0 | .0 | .0 | .0 | .0 | .0 | .0 | .0 | .7 |
| **12m/s** | .0 | .0 | .0 | .0 | .0 | .0 | .0 | .0 | .0 | .0 | .0 | .0 | .0 | .0 | .0 | .0 | .0 |
| **14m/s** | .0 | .0 | .0 | .0 | .0 | .0 | .0 | .0 | .0 | .0 | .0 | .0 | .0 | .0 | .0 | .0 | .0 |
| **16m/s** | .0 | .0 | .0 | .0 | .0 | .0 | .0 | .0 | .0 | .0 | .0 | .0 | .0 | .0 | .0 | .0 | .0 |
| **18m/s** | .0 | .0 | .0 | .0 | .0 | .0 | .0 | .0 | .0 | .0 | .0 | .0 | .0 | .0 | .0 | .0 | .0 |
| **20m/s** | .0 | .0 | .0 | .0 | .0 | .0 | .0 | .0 | .0 | .0 | .0 | .0 | .0 | .0 | .0 | .0 | .0 |
| **25m/s** | .0 | .0 | .0 | .0 | .0 | .0 | .0 | .0 | .0 | .0 | .0 | .0 | .0 | .0 | .0 | .0 | .0 |
| **30m/s** | .0 | .0 | .0 | .0 | .0 | .0 | .0 | .0 | .0 | .0 | .0 | .0 | .0 | .0 | .0 | .0 | .0 |
| **35m/s** | .0 | .0 | .0 | .0 | .0 | .0 | .0 | .0 | .0 | .0 | .0 | .0 | .0 | .0 | .0 | .0 | .0 |
| **40m/s** | .0 | .0 | .0 | .0 | .0 | .0 | .0 | .0 | .0 | .0 | .0 | .0 | .0 | .0 | .0 | .0 | .0 |
| **100m/s** | | | | | | | | | | | | | | | | | |
| 合計 (%) | 20.4 | 18.8 | 13.4 | 8.7 | 1.9 | 1.3 | 1.1 | 1.6 | 4.0 | 5.4 | 9.4 | 5.8 | 3.1 | .7 | 1.3 | 1.5 | 98.5 |

[註**1**]: 風速介於 **1.0m/s~ 2.0m/s** 佔 **20.7%** 。主風向 **N** 佔 **20.4%** 。

[註**2**]: 風速平均值 **= 3.5m/s** , 風速最大值 **= 11.8m/s** , 其風向爲 **NNE**。

[註**3**]: 風速小於**5m/s** 佔 **72.2%**; 介於**5~10m/s** 佔 **27.2%** ; 風速大於**10m/s** 佔 **.7%**。

[註**4**]: 風向介於 **N~E** 佔 **53.0%**;**E~S** 佔 **6.7%** ;**S~W** 佔 **24.2%** ;**W~N** 佔 **14.7%**; 靜風佔 **1.5%** 。

[註**5**]: 資料每小時記錄一次 , 合計 **744**筆 **(100.0%)** , 檔名 **: W073KL10.1HA** 。

# 表6.1.5　2007年 4月 基隆港測站1風速及風向聯合分佈百分比 (%) 統計表

**2007年 4月 1日 0時 ~ 2007年 4月30日23時**

| 風向<br>風速 | N | NNE | NE | ENE | E | ESE | SE | SSE | S | SSW | SW | WSW | W | WNW | NW | NNW | 合計<br>(%) |
|---|---|---|---|---|---|---|---|---|---|---|---|---|---|---|---|---|---|
| **.3m/s** | 3.5 | .8 | .7 | .6 | .1 | .0 | .0 | .4 | .4 | .6 | 1.3 | .7 | .4 | .0 | .0 | .0 | 9.4 |
| **1m/s** | 3.1 | 2.2 | 2.9 | 1.3 | .4 | .3 | .0 | 1.3 | 1.1 | 2.9 | 3.5 | 1.7 | 1.1 | .3 | .3 | .3 | 22.5 |
| **2m/s** | 1.3 | 3.3 | 3.9 | 2.6 | .4 | .3 | .4 | .8 | .7 | 1.7 | 1.8 | .3 | .4 | .0 | .3 | .1 | 18.3 |
| **3m/s** | 1.8 | 2.5 | 2.2 | 1.9 | .1 | .0 | .7 | .3 | .6 | .7 | .7 | .1 | .0 | .1 | .3 | .1 | 12.2 |
| **4m/s** | 2.5 | 2.5 | 1.5 | 1.1 | .3 | .1 | .7 | .4 | .1 | .3 | .1 | .1 | .1 | .1 | .3 | .4 | 10.8 |
| **5m/s** | 3.3 | 2.6 | .3 | .7 | .0 | .6 | .6 | .1 | .1 | .0 | .0 | .3 | .1 | .0 | .1 | .6 | 9.4 |
| **6m/s** | 2.6 | 1.9 | 1.5 | .1 | .1 | .0 | .3 | .0 | .1 | .0 | .0 | .0 | .0 | .0 | .0 | .3 | 7.1 |
| **7m/s** | 1.5 | 1.4 | 1.1 | .1 | .0 | .0 | .0 | .1 | .0 | .0 | .1 | .0 | .0 | .0 | .1 | .0 | 4.6 |
| **8m/s** | 1.3 | 1.3 | .3 | .1 | .0 | .0 | .0 | .0 | .0 | .0 | .0 | .0 | .0 | .0 | .0 | .1 | 3.1 |
| **10m/s** | .7 | .6 | .0 | .0 | .0 | .0 | .0 | .0 | .0 | .0 | .0 | .0 | .0 | .0 | .0 | .1 | 1.4 |
| **12m/s** | .1 | .1 | .0 | .0 | .0 | .0 | .0 | .0 | .0 | .0 | .0 | .0 | .0 | .0 | .0 | .0 | .3 |
| **14m/s** | .0 | .0 | .0 | .0 | .0 | .0 | .0 | .0 | .0 | .0 | .0 | .0 | .0 | .0 | .0 | .0 | .0 |
| **16m/s** | .0 | .0 | .0 | .0 | .0 | .0 | .0 | .0 | .0 | .0 | .0 | .0 | .0 | .0 | .0 | .0 | .0 |
| **18m/s** | .0 | .0 | .0 | .0 | .0 | .0 | .0 | .0 | .0 | .0 | .0 | .0 | .0 | .0 | .0 | .0 | .0 |
| **20m/s** | .0 | .0 | .0 | .0 | .0 | .0 | .0 | .0 | .0 | .0 | .0 | .0 | .0 | .0 | .0 | .0 | .0 |
| **25m/s** | .0 | .0 | .0 | .0 | .0 | .0 | .0 | .0 | .0 | .0 | .0 | .0 | .0 | .0 | .0 | .0 | .0 |
| **30m/s** | .0 | .0 | .0 | .0 | .0 | .0 | .0 | .0 | .0 | .0 | .0 | .0 | .0 | .0 | .0 | .0 | .0 |
| **35m/s** | .0 | .0 | .0 | .0 | .0 | .0 | .0 | .0 | .0 | .0 | .0 | .0 | .0 | .0 | .0 | .0 | .0 |
| **40m/s** | .0 | .0 | .0 | .0 | .0 | .0 | .0 | .0 | .0 | .0 | .0 | .0 | .0 | .0 | .0 | .0 | .0 |
| **100m/s** | | | | | | | | | | | | | | | | | |
| 合計 (%) | 21.7 | 19.3 | 14.4 | 8.6 | 1.5 | 1.3 | 2.6 | 3.5 | 3.2 | 6.1 | 7.5 | 3.2 | 2.2 | .6 | 1.4 | 2.1 | 99.2 |

[註**1**]: 風速介於 **1.0m/s~ 2.0m/s** 佔 **22.5%** 。主風向 **N** 佔 **21.7%** 。

[註**2**]: 風速平均值 **= 3.5m/s** , 風速最大值 **= 13.4m/s** , 其風向爲 **N** 。

[註**3**]: 風速小於**5m/s** 佔 **74.2%**; 介於**5~10m/s** 佔 **24.2%** ; 風速大於**10m/s** 佔 **1.7%**。

[註**4**]: 風向介於 **N~E** 佔 **54.3%**;**E~S** 佔 **9.4%** ;**S~W** 佔 **19.2%** ;**W~N** 佔 **16.3%**; 靜風佔 **.8%** 。

[註**5**]: 資料每小時記錄一次 , 合計 **720**筆 **(100.0%)** , 檔名 : **W074KL10.1HA** 。

# 表6.1.6　2007年 5月 基隆港測站1風速及風向聯合分佈百分比 (%) 統計表

**2007年 5月 1日 0時 ~ 2007年 5月31日23時**

| 風向<br>風速 | N | NNE | NE | ENE | E | ESE | SE | SSE | S | SSW | SW | WSW | W | WNW | NW | NNW | 合計<br>(%) |
|---|---|---|---|---|---|---|---|---|---|---|---|---|---|---|---|---|---|
| **.3m/s** | 5.0 | 1.2 | 1.2 | .4 | .3 | .3 | .0 | .1 | .7 | 1.7 | 2.7 | 1.9 | .9 | .3 | .1 | .3 | 17.1 |
| **1m/s** | 3.6 | 3.0 | 4.2 | 1.3 | .8 | .0 | .4 | .5 | 2.2 | 3.1 | 4.8 | 2.4 | .4 | .0 | .3 | .5 | 27.6 |
| **2m/s** | 3.2 | 3.6 | 3.9 | 2.3 | 1.2 | .4 | .7 | .4 | 1.9 | 2.7 | 4.0 | 2.4 | .7 | .3 | .3 | .1 | 28.1 |
| **3m/s** | 2.0 | 1.1 | 1.3 | 3.1 | .9 | .3 | .4 | .3 | .0 | 2.2 | .9 | .7 | .3 | .1 | .0 | .4 | 14.0 |
| **4m/s** | .4 | .7 | .4 | .4 | .4 | .3 | .5 | .4 | .1 | .0 | .3 | .4 | .1 | .1 | .0 | .5 | 5.1 |
| **5m/s** | .4 | .0 | .0 | .4 | .3 | .8 | .7 | .7 | .3 | .1 | .0 | .0 | .0 | .0 | .0 | .1 | 3.8 |
| **6m/s** | .0 | .1 | .0 | .0 | .1 | .7 | .3 | .4 | .0 | .0 | .0 | .0 | .0 | .0 | .0 | .1 | 1.7 |
| **7m/s** | .0 | .0 | .3 | .1 | .0 | .0 | .0 | .1 | .0 | .0 | .0 | .0 | .0 | .0 | .0 | .0 | .5 |
| **8m/s** | .0 | .0 | .3 | .1 | .0 | .0 | .0 | .0 | .0 | .0 | .0 | .0 | .0 | .0 | .0 | .0 | .4 |
| **10m/s** | .0 | .0 | .0 | .0 | .0 | .0 | .0 | .0 | .0 | .0 | .0 | .0 | .0 | .0 | .0 | .0 | .0 |
| **12m/s** | .0 | .0 | .0 | .0 | .0 | .0 | .0 | .0 | .0 | .0 | .0 | .0 | .0 | .0 | .0 | .0 | .0 |
| **14m/s** | .0 | .0 | .0 | .0 | .0 | .0 | .0 | .0 | .0 | .0 | .0 | .0 | .0 | .0 | .0 | .0 | .0 |
| **16m/s** | .0 | .0 | .0 | .0 | .0 | .0 | .0 | .0 | .0 | .0 | .0 | .0 | .0 | .0 | .0 | .0 | .0 |
| **18m/s** | .0 | .0 | .0 | .0 | .0 | .0 | .0 | .0 | .0 | .0 | .0 | .0 | .0 | .0 | .0 | .0 | .0 |
| **20m/s** | .0 | .0 | .0 | .0 | .0 | .0 | .0 | .0 | .0 | .0 | .0 | .0 | .0 | .0 | .0 | .0 | .0 |
| **25m/s** | .0 | .0 | .0 | .0 | .0 | .0 | .0 | .0 | .0 | .0 | .0 | .0 | .0 | .0 | .0 | .0 | .0 |
| **30m/s** | .0 | .0 | .0 | .0 | .0 | .0 | .0 | .0 | .0 | .0 | .0 | .0 | .0 | .0 | .0 | .0 | .0 |
| **35m/s** | .0 | .0 | .0 | .0 | .0 | .0 | .0 | .0 | .0 | .0 | .0 | .0 | .0 | .0 | .0 | .0 | .0 |
| **40m/s** | .0 | .0 | .0 | .0 | .0 | .0 | .0 | .0 | .0 | .0 | .0 | .0 | .0 | .0 | .0 | .0 | .0 |
| **100m/s** | | | | | | | | | | | | | | | | | |
| 合計 (%) | 14.7 | 9.7 | 11.6 | 8.2 | 4.0 | 2.7 | 3.0 | 3.0 | 5.1 | 9.8 | 12.8 | 7.8 | 2.4 | .8 | .7 | 2.2 | 98.3 |

[註**1**]: 風速介於 **2.0m/s~ 3.0m/s** 佔 **28.1%** 。主風向 **N** 佔 **14.7%** 。

[註**2**]: 風速平均值 **= 2.3m/s** , 風速最大值 **= 8.5m/s** , 其風向爲 **NE** 。

[註**3**]: 風速小於**5m/s** 佔 **93.5%**; 介於**5~10m/s** 佔 **6.5%** ; 風速大於**10m/s** 佔 **.0%**。

[註**4**]: 風向介於 **N~E** 佔 **40.2%**;**E~S** 佔 **13.2%** ;**S~W** 佔 **33.7%** ;**W~N** 佔 **11.2%**; 靜風佔 **1.7%** 。

[註**5**]: 資料每小時記錄一次 , 合計 **744**筆 **(100.0%)** , 檔名 : **W075KL10.1HA** 。

# 表6.1.7　2007年 6月 基隆港測站1風速及風向聯合分佈百分比 (%) 統計表

**2007年 6月 1日 0時 ~ 2007年 6月30日23時**

| 風向<br>風速 | N | NNE | NE | ENE | E | ESE | SE | SSE | S | SSW | SW | WSW | W | WNW | NW | NNW | 合計<br>(%) |
|---|---|---|---|---|---|---|---|---|---|---|---|---|---|---|---|---|---|
| **.3m/s** | 8.9 | 1.7 | 1.3 | .4 | .0 | .4 | .1 | .4 | 1.5 | 1.3 | 3.2 | 3.3 | 1.0 | 1.1 | .3 | .7 | 25.6 |
| **1m/s** | 6.3 | 3.3 | 5.3 | 1.3 | .3 | .3 | .4 | .6 | 4.2 | 4.0 | 7.2 | 3.2 | 1.5 | .6 | .4 | .4 | 39.2 |
| **2m/s** | 4.3 | 3.3 | 4.9 | .8 | .3 | .1 | .4 | .1 | 1.4 | 1.9 | 1.7 | .7 | .3 | .3 | .4 | .4 | 21.4 |
| **3m/s** | 2.2 | 1.8 | .8 | .3 | .0 | .0 | .0 | .3 | .1 | .1 | .8 | .4 | .1 | .0 | .3 | .3 | 7.6 |
| **4m/s** | .3 | .7 | .6 | .0 | .0 | .0 | .0 | .0 | .4 | .0 | .0 | .0 | .0 | .1 | .0 | .1 | 2.2 |
| **5m/s** | .0 | .1 | .1 | .1 | .1 | .0 | .0 | .1 | .0 | .0 | .0 | .0 | .0 | .0 | .0 | .0 | .7 |
| **6m/s** | .0 | .0 | .0 | .1 | .0 | .0 | .0 | .0 | .0 | .0 | .0 | .0 | .0 | .0 | .0 | .0 | .1 |
| **7m/s** | .0 | .0 | .0 | .0 | .0 | .0 | .0 | .0 | .0 | .0 | .0 | .0 | .0 | .0 | .0 | .0 | .0 |
| **8m/s** | .0 | .0 | .0 | .0 | .0 | .0 | .0 | .0 | .0 | .0 | .0 | .0 | .0 | .0 | .0 | .0 | .0 |
| **10m/s** | .0 | .0 | .0 | .0 | .0 | .0 | .0 | .0 | .0 | .0 | .0 | .0 | .0 | .0 | .0 | .0 | .0 |
| **12m/s** | .0 | .0 | .0 | .0 | .0 | .0 | .0 | .0 | .0 | .0 | .0 | .0 | .0 | .0 | .0 | .0 | .0 |
| **14m/s** | .0 | .0 | .0 | .0 | .0 | .0 | .0 | .0 | .0 | .0 | .0 | .0 | .0 | .0 | .0 | .0 | .0 |
| **16m/s** | .0 | .0 | .0 | .0 | .0 | .0 | .0 | .0 | .0 | .0 | .0 | .0 | .0 | .0 | .0 | .0 | .0 |
| **18m/s** | .0 | .0 | .0 | .0 | .0 | .0 | .0 | .0 | .0 | .0 | .0 | .0 | .0 | .0 | .0 | .0 | .0 |
| **20m/s** | .0 | .0 | .0 | .0 | .0 | .0 | .0 | .0 | .0 | .0 | .0 | .0 | .0 | .0 | .0 | .0 | .0 |
| **25m/s** | .0 | .0 | .0 | .0 | .0 | .0 | .0 | .0 | .0 | .0 | .0 | .0 | .0 | .0 | .0 | .0 | .0 |
| **30m/s** | .0 | .0 | .0 | .0 | .0 | .0 | .0 | .0 | .0 | .0 | .0 | .0 | .0 | .0 | .0 | .0 | .0 |
| **35m/s** | .0 | .0 | .0 | .0 | .0 | .0 | .0 | .0 | .0 | .0 | .0 | .0 | .0 | .0 | .0 | .0 | .0 |
| **40m/s** | .0 | .0 | .0 | .0 | .0 | .0 | .0 | .0 | .0 | .0 | .0 | .0 | .0 | .0 | .0 | .0 | .0 |
| **100m/s** | | | | | | | | | | | | | | | | | |
| 合計 (%) | 21.9 | 11.0 | 12.9 | 3.1 | .7 | .8 | 1.0 | 1.5 | 7.6 | 7.4 | 12.9 | 7.6 | 2.9 | 2.1 | 1.4 | 1.9 | 96.8 |

[註1]: 風速介於 **1.0m/s~ 2.0m/s** 佔 **39.2%** 。主風向 **N** 佔 **21.9%** 。

[註2]: 風速平均值 **= 1.7m/s** , 風速最大值 **= 6.9m/s** , 其風向爲 **ENE**。

[註3]: 風速小於**5m/s** 佔 **99.2%**; 介於**5~10m/s** 佔 **.8%** ; 風速大於**10m/s** 佔 **.0%**。

[註4]: 風向介於 **N~E** 佔 **38.1%**;**E~S** 佔 **7.8%** ;**S~W** 佔 **33.3%** ;**W~N** 佔 **17.6%**; 靜風佔 **3.2%** 。

[註5]: 資料每小時記錄一次 , 合計 **720**筆 **(100.0%)** , 檔名 **: W076KL10.1HA** 。

# 表6.1.8　2007年 7月 基隆港測站1風速及風向聯合分佈百分比 (%) 統計表

**2007年 7月 1日 0時 ~ 2007年 7月31日23時**

| 風向<br>風速 | N | NNE | NE | ENE | E | ESE | SE | SSE | S | SSW | SW | WSW | W | WNW | NW | NNW | 合計<br>(%) |
|---|---|---|---|---|---|---|---|---|---|---|---|---|---|---|---|---|---|
| **.3m/s** | 2.0 | .4 | .4 | .0 | .1 | .0 | .0 | .0 | 1.3 | 1.6 | 2.3 | 1.3 | .7 | .1 | .4 | .3 | 11.0 |
| **1m/s** | 2.3 | 1.3 | 1.5 | .9 | .5 | .3 | .1 | 1.1 | 1.9 | 4.8 | 8.1 | 4.0 | .4 | .3 | .0 | .4 | 28.0 |
| **2m/s** | 1.3 | 3.6 | 4.3 | .7 | .9 | .9 | .7 | .3 | 1.7 | 4.0 | 6.7 | 2.8 | .9 | .1 | .4 | .4 | 30.0 |
| **3m/s** | 2.0 | 3.2 | 3.2 | .7 | .3 | .1 | .5 | .3 | .5 | 2.3 | 2.6 | 2.3 | .4 | .1 | .4 | .1 | 19.1 |
| **4m/s** | .5 | 2.0 | 2.0 | .1 | .0 | .1 | .0 | .1 | .0 | .4 | 1.1 | .3 | .4 | .1 | .5 | .1 | 7.9 |
| **5m/s** | .1 | .3 | .4 | .0 | .0 | .0 | .0 | .0 | .0 | .1 | .4 | .1 | .1 | .1 | .0 | .5 | 2.3 |
| **6m/s** | .0 | .0 | .0 | .0 | .0 | .0 | .0 | .0 | .0 | .0 | .1 | .1 | .1 | .0 | .3 | .0 | .7 |
| **7m/s** | .0 | .0 | .0 | .0 | .0 | .0 | .0 | .0 | .0 | .0 | .0 | .0 | .0 | .0 | .0 | .0 | .0 |
| **8m/s** | .0 | .0 | .0 | .0 | .0 | .0 | .0 | .0 | .0 | .0 | .0 | .0 | .0 | .0 | .0 | .0 | .0 |
| **10m/s** | .0 | .0 | .0 | .0 | .0 | .0 | .0 | .0 | .0 | .0 | .0 | .0 | .0 | .0 | .0 | .0 | .0 |
| **12m/s** | .0 | .0 | .0 | .0 | .0 | .0 | .0 | .0 | .0 | .0 | .0 | .0 | .0 | .0 | .0 | .0 | .0 |
| **14m/s** | .0 | .0 | .0 | .0 | .0 | .0 | .0 | .0 | .0 | .0 | .0 | .0 | .0 | .0 | .0 | .0 | .0 |
| **16m/s** | .0 | .0 | .0 | .0 | .0 | .0 | .0 | .0 | .0 | .0 | .0 | .0 | .0 | .0 | .0 | .0 | .0 |
| **18m/s** | .0 | .0 | .0 | .0 | .0 | .0 | .0 | .0 | .0 | .0 | .0 | .0 | .0 | .0 | .0 | .0 | .0 |
| **20m/s** | .0 | .0 | .0 | .0 | .0 | .0 | .0 | .0 | .0 | .0 | .0 | .0 | .0 | .0 | .0 | .0 | .0 |
| **25m/s** | .0 | .0 | .0 | .0 | .0 | .0 | .0 | .0 | .0 | .0 | .0 | .0 | .0 | .0 | .0 | .0 | .0 |
| **30m/s** | .0 | .0 | .0 | .0 | .0 | .0 | .0 | .0 | .0 | .0 | .0 | .0 | .0 | .0 | .0 | .0 | .0 |
| **35m/s** | .0 | .0 | .0 | .0 | .0 | .0 | .0 | .0 | .0 | .0 | .0 | .0 | .0 | .0 | .0 | .0 | .0 |
| **40m/s** | .0 | .0 | .0 | .0 | .0 | .0 | .0 | .0 | .0 | .0 | .0 | .0 | .0 | .0 | .0 | .0 | .0 |
| **100m/s** | | | | | | | | | | | | | | | | | |
| 合計 (%) | 8.3 | 10.9 | 11.8 | 2.4 | 1.9 | 1.5 | 1.3 | 1.7 | 5.5 | 13.3 | 21.2 | 11.0 | 3.1 | .9 | 2.0 | 1.9 | 98.9 |

[註**1**]: 風速介於 **2.0m/s~ 3.0m/s** 佔 **30.0%** 。主風向 **SW** 佔 **21.2%** 。

[註**2**]: 風速平均值 **= 2.4m/s** , 風速最大值 **= 6.6m/s** , 其風向爲 **NW** 。

[註**3**]: 風速小於**5m/s** 佔 **97.0%**; 介於**5~10m/s** 佔 **3.0%** ; 風速大於**10m/s** 佔 **.0%**。

[註**4**]: 風向介於 **N~E** 佔 **30.5%**;**E~S** 佔 **8.6%** ;**S~W** 佔 **49.5%** ;**W~N** 佔 **10.3%**; 靜風佔 **1.1%** 。

[註**5**]: 資料每小時記錄一次 , 合計 **744**筆 **(100.0%)** , 檔名 **: W077KL10.1HA** 。

# 表6.1.9　2007年 8月 基隆港測站1風速及風向聯合分佈百分比 (%) 統計表

**2007年 8月 1日 0時 ~ 2007年 8月31日23時**

| 風向<br>風速 | N | NNE | NE | ENE | E | ESE | SE | SSE | S | SSW | SW | WSW | W | WNW | NW | NNW | 合計<br>(%) |
|---|---|---|---|---|---|---|---|---|---|---|---|---|---|---|---|---|---|
| **.3m/s** | 1.7 | .3 | .5 | .3 | .1 | .1 | .0 | .1 | .8 | 1.3 | 1.6 | 1.7 | .9 | .1 | .0 | .3 | 10.1 |
| **1m/s** | 2.2 | 1.1 | 1.7 | .9 | .3 | .4 | .3 | .5 | 3.0 | 3.9 | 6.9 | 5.0 | .7 | .1 | .1 | .1 | 27.2 |
| **2m/s** | 1.1 | 2.7 | 3.9 | 1.3 | .0 | .1 | .3 | .9 | .9 | 3.0 | 5.1 | 2.3 | .3 | .0 | .1 | .4 | 22.4 |
| **3m/s** | .5 | 1.7 | 3.1 | 1.1 | .7 | .8 | 1.1 | .7 | 1.3 | .7 | 1.3 | .7 | .3 | .0 | .3 | .0 | 14.2 |
| **4m/s** | .1 | .7 | 1.7 | 1.5 | .7 | .4 | 1.5 | 1.7 | .5 | .1 | .5 | .3 | .0 | .1 | .0 | .0 | 9.9 |
| **5m/s** | .0 | .1 | .4 | .7 | .3 | .3 | .7 | .1 | .7 | .1 | .1 | .0 | .0 | .0 | .0 | .0 | 3.5 |
| **6m/s** | .0 | .0 | .4 | .8 | .3 | .5 | .5 | .7 | .5 | .0 | .0 | .0 | .1 | .0 | .0 | .0 | 3.9 |
| **7m/s** | .0 | .0 | .0 | .8 | .4 | .3 | .0 | .1 | .1 | .0 | .0 | .0 | .0 | .0 | .0 | .0 | 1.7 |
| **8m/s** | .0 | .0 | .1 | 1.1 | .7 | .1 | .1 | .0 | .1 | .0 | .0 | .0 | .0 | .0 | .0 | .0 | 2.3 |
| **10m/s** | .0 | .0 | .0 | .1 | .3 | .0 | .1 | .7 | .3 | .0 | .0 | .0 | .0 | .0 | .0 | .0 | 1.5 |
| **12m/s** | .0 | .0 | .0 | .0 | .1 | .4 | .4 | .1 | .0 | .0 | .0 | .0 | .0 | .0 | .0 | .0 | 1.1 |
| **14m/s** | .0 | .0 | .0 | .0 | .1 | .4 | .0 | .3 | .0 | .0 | .0 | .0 | .0 | .0 | .0 | .0 | .8 |
| **16m/s** | .0 | .0 | .0 | .0 | .0 | .0 | .0 | .0 | .0 | .0 | .0 | .0 | .0 | .0 | .0 | .0 | .0 |
| **18m/s** | .0 | .0 | .0 | .0 | .0 | .0 | .0 | .0 | .0 | .0 | .0 | .0 | .0 | .0 | .0 | .0 | .0 |
| **20m/s** | .0 | .0 | .0 | .0 | .0 | .0 | .0 | .0 | .0 | .0 | .0 | .0 | .0 | .0 | .0 | .0 | .0 |
| **25m/s** | .0 | .0 | .0 | .0 | .0 | .0 | .0 | .0 | .0 | .0 | .0 | .0 | .0 | .0 | .0 | .0 | .0 |
| **30m/s** | .0 | .0 | .0 | .0 | .0 | .0 | .0 | .0 | .0 | .0 | .0 | .0 | .0 | .0 | .0 | .0 | .0 |
| **35m/s** | .0 | .0 | .0 | .0 | .0 | .0 | .0 | .0 | .0 | .0 | .0 | .0 | .0 | .0 | .0 | .0 | .0 |
| **40m/s** | .0 | .0 | .0 | .0 | .0 | .0 | .0 | .0 | .0 | .0 | .0 | .0 | .0 | .0 | .0 | .0 | .0 |
| **100m/s** | | | | | | | | | | | | | | | | | |
| 合計 (%) | 5.6 | 6.6 | 12.0 | 8.6 | 3.9 | 3.9 | 5.0 | 6.0 | 8.3 | 9.1 | 15.6 | 9.9 | 2.3 | .4 | .5 | .8 | 98.7 |

[註1]: 風速介於 **1.0m/s~ 2.0m/s** 佔 **27.2%** 。主風向 **SW** 佔 **15.6%** 。

[註2]: 風速平均值 = **3.2m/s** , 風速最大值 = **15.2m/s** , 其風向爲 **ESE**。

[註3]: 風速小於**5m/s** 佔 **85.2%**; 介於**5~10m/s** 佔 **11.4%** ; 風速大於**10m/s** 佔 **3.4%**。

[註4]: 風向介於 **N~E** 佔 **32.4%**;**E~S** 佔 **21.0%** ;**S~W** 佔 **40.6%** ;**W~N** 佔 **4.7%**; 靜風佔 **1.3%** 。

[註5]: 資料每小時記錄一次 , 合計 **744**筆 **(100.0%)** , 檔名 : **W078KL10.1HA** 。

# 表6.1.10　2007年 9月 基隆港測站1風速及風向聯合分佈百分比 (%) 統計表

**2007年 9月 1日 0時 ~ 2007年 9月30日23時**

| 風向<br>風速 | N | NNE | NE | ENE | E | ESE | SE | SSE | S | SSW | SW | WSW | W | WNW | NW | NNW | 合計<br>(%) |
|---|---|---|---|---|---|---|---|---|---|---|---|---|---|---|---|---|---|
| **.3m/s** | 2.1 | .3 | .7 | .7 | .1 | .0 | .0 | .0 | .3 | 1.0 | 1.0 | .7 | .4 | .0 | .3 | .1 | 7.6 |
| **1m/s** | 1.4 | 1.3 | 2.4 | 2.2 | .6 | .0 | .0 | .4 | 1.1 | 1.8 | 3.5 | .7 | .7 | .1 | .1 | .1 | 16.4 |
| **2m/s** | 1.8 | 1.9 | 4.7 | 3.5 | 1.1 | .3 | .0 | .0 | .3 | .7 | 1.7 | 1.1 | .0 | .3 | .3 | .6 | 18.2 |
| **3m/s** | 1.1 | 3.3 | 5.8 | 4.2 | .6 | .8 | .3 | .1 | .0 | .3 | .7 | .6 | .1 | .0 | .4 | .8 | 19.2 |
| **4m/s** | 1.5 | 3.1 | 4.6 | 2.1 | .4 | .6 | .3 | .1 | .0 | .8 | .3 | .1 | .1 | .0 | .3 | .4 | 14.7 |
| **5m/s** | 1.3 | 3.5 | 2.4 | .4 | .8 | 1.0 | .3 | .0 | .0 | .3 | .3 | .0 | .0 | .0 | .0 | .0 | 10.1 |
| **6m/s** | 1.9 | .7 | .1 | 1.3 | .4 | .3 | .0 | .0 | .0 | .0 | .0 | .1 | .1 | .0 | .0 | .0 | 5.0 |
| **7m/s** | .6 | .7 | .1 | .7 | .3 | .3 | .3 | .0 | .0 | .0 | .1 | .0 | .0 | .0 | .0 | .0 | 3.1 |
| **8m/s** | .6 | .3 | .1 | .4 | .0 | .0 | .0 | .0 | .0 | .1 | .1 | .0 | .0 | .0 | .1 | .1 | 1.9 |
| **10m/s** | 2.2 | .0 | .0 | .0 | .0 | .0 | .0 | .0 | .0 | .0 | .0 | .0 | .0 | .0 | .0 | .3 | 2.5 |
| **12m/s** | .4 | .1 | .0 | .0 | .0 | .0 | .0 | .0 | .0 | .0 | .0 | .0 | .0 | .0 | .0 | .0 | .6 |
| **14m/s** | .0 | .0 | .0 | .0 | .0 | .0 | .0 | .0 | .0 | .0 | .0 | .0 | .0 | .0 | .0 | .0 | .0 |
| **16m/s** | .0 | .0 | .0 | .0 | .0 | .0 | .0 | .0 | .0 | .0 | .0 | .0 | .0 | .0 | .0 | .0 | .0 |
| **18m/s** | .0 | .0 | .0 | .0 | .0 | .0 | .0 | .0 | .0 | .0 | .0 | .0 | .0 | .0 | .0 | .0 | .0 |
| **20m/s** | .0 | .0 | .0 | .0 | .0 | .0 | .0 | .0 | .0 | .0 | .0 | .0 | .0 | .0 | .0 | .0 | .0 |
| **25m/s** | .0 | .0 | .0 | .0 | .0 | .0 | .0 | .0 | .0 | .0 | .0 | .0 | .0 | .0 | .0 | .0 | .0 |
| **30m/s** | .0 | .0 | .0 | .0 | .0 | .0 | .0 | .0 | .0 | .0 | .0 | .0 | .0 | .0 | .0 | .0 | .0 |
| **35m/s** | .0 | .0 | .0 | .0 | .0 | .0 | .0 | .0 | .0 | .0 | .0 | .0 | .0 | .0 | .0 | .0 | .0 |
| **40m/s** | .0 | .0 | .0 | .0 | .0 | .0 | .0 | .0 | .0 | .0 | .0 | .0 | .0 | .0 | .0 | .0 | .0 |
| **100m/s** | | | | | | | | | | | | | | | | | |
| 合計 (%) | 14.9 | 15.1 | 21.0 | 15.4 | 4.3 | 3.2 | 1.1 | .7 | 1.7 | 5.0 | 7.6 | 3.3 | 1.5 | .4 | 1.5 | 2.5 | 99.3 |

[註**1**]: 風速介於 **3.0m/s**~ **4.0m/s** 佔 **19.2%** 。主風向 **NE** 佔 **21.0%** 。

[註**2**]: 風速平均值 = **3.7m/s** , 風速最大值 = **12.8m/s** , 其風向爲 **NNE**。

[註**3**]: 風速小於**5m/s** 佔 **76.8%**; 介於**5**~**10m/s** 佔 **20.1%** ; 風速大於**10m/s** 佔 **3.1%**。

[註**4**]: 風向介於 **N**~**E** 佔 **60.4%**;**E**~**S** 佔 **8.8%** ;**S**~**W** 佔 **18.1%** ;**W**~**N** 佔 **12.1%**; 靜風佔 **.7%** 。

[註**5**]: 資料每小時記錄一次 , 合計 **720**筆 **(100.0%)** , 檔名 : **W079KL10.1HA** 。

# 表6.1.11　2007年 10月 基隆港測站1風速及風向聯合分佈百分比 (%) 統計表

**2007年10月 1日 0時 ~ 2007年10月29日12時**

| 風向<br>風速 | N | NNE | NE | ENE | E | ESE | SE | SSE | S | SSW | SW | WSW | W | WNW | NW | NNW | 合計<br>(%) |
|---|---|---|---|---|---|---|---|---|---|---|---|---|---|---|---|---|---|
| **.3m/s** | 2.9 | .8 | .9 | .3 | .2 | .2 | .0 | .0 | .5 | .8 | 1.4 | .6 | .2 | .0 | .0 | .0 | 8.5 |
| **1m/s** | 1.4 | 1.4 | 3.8 | 3.9 | .8 | .0 | .3 | .3 | 1.1 | .9 | 1.1 | .3 | .2 | .0 | .0 | .0 | 15.3 |
| **2m/s** | .8 | 2.1 | 5.0 | 5.2 | .8 | .0 | .0 | .2 | .2 | .3 | .0 | .0 | .0 | .0 | .2 | .5 | 15.0 |
| **3m/s** | 1.8 | 3.2 | 4.1 | 3.2 | .2 | .5 | .3 | .0 | .0 | .2 | .2 | .0 | .0 | .0 | .0 | .3 | 13.8 |
| **4m/s** | 2.0 | 5.5 | 2.7 | 1.2 | .3 | .0 | .2 | .0 | .0 | .0 | .3 | .0 | .3 | .0 | .0 | .0 | 12.4 |
| **5m/s** | 3.5 | 6.7 | 2.3 | .5 | .0 | .2 | .2 | .0 | .2 | .0 | .0 | .0 | .0 | .0 | .0 | .2 | 13.5 |
| **6m/s** | 4.4 | 3.6 | 1.5 | .5 | .0 | .0 | .0 | .0 | .0 | .0 | .0 | .2 | .0 | .0 | .0 | .0 | 10.2 |
| **7m/s** | 3.2 | 1.1 | .3 | .2 | .0 | .0 | .0 | .0 | .0 | .0 | .0 | .0 | .0 | .0 | .0 | .0 | 4.7 |
| **8m/s** | 1.2 | .3 | .3 | .0 | .0 | .0 | .0 | .0 | .2 | .0 | .0 | .0 | .0 | .0 | .0 | .0 | 2.0 |
| **10m/s** | .3 | .0 | .0 | .0 | .0 | .0 | .0 | .0 | .0 | .0 | .0 | .0 | .0 | .0 | .0 | .0 | .3 |
| **12m/s** | .6 | .0 | .0 | .0 | .0 | .0 | .0 | .0 | .0 | .0 | .0 | .0 | .0 | .0 | .0 | .0 | .6 |
| **14m/s** | .6 | .2 | .2 | .0 | .0 | .0 | .0 | .0 | .0 | .0 | .0 | .0 | .0 | .0 | .0 | .0 | .9 |
| **16m/s** | .8 | .0 | .0 | .0 | .0 | .0 | .0 | .0 | .0 | .0 | .0 | .0 | .0 | .0 | .0 | .0 | .8 |
| **18m/s** | .0 | .0 | .0 | .0 | .0 | .0 | .0 | .0 | .0 | .0 | .0 | .0 | .0 | .0 | .0 | .0 | .0 |
| **20m/s** | .3 | .2 | .2 | .0 | .0 | .0 | .0 | .0 | .0 | .0 | .0 | .0 | .0 | .0 | .0 | .0 | .6 |
| **25m/s** | .3 | .0 | .0 | .0 | .0 | .0 | .0 | .0 | .0 | .0 | .0 | .0 | .0 | .0 | .0 | .0 | .3 |
| **30m/s** | .0 | .0 | .0 | .0 | .0 | .0 | .0 | .0 | .0 | .0 | .0 | .0 | .0 | .0 | .0 | .0 | .0 |
| **35m/s** | .0 | .0 | .0 | .0 | .0 | .0 | .0 | .0 | .0 | .0 | .0 | .0 | .0 | .0 | .0 | .0 | .0 |
| **40m/s** | .0 | .0 | .0 | .0 | .0 | .0 | .0 | .0 | .0 | .0 | .0 | .0 | .0 | .0 | .0 | .0 | .0 |
| **100m/s** | | | | | | | | | | | | | | | | | |
| 合計 (%) | 23.9 | 24.8 | 21.2 | 14.8 | 2.1 | .8 | .9 | .5 | 2.0 | 2.1 | 2.9 | 1.1 | .6 | .0 | .2 | .9 | 98.8 |

[註1]: 風速介於 **1.0m/s~ 2.0m/s** 佔 **15.3%** 。主風向 **NNE** 佔 **24.8%** 。

[註2]: 風速平均值 = **4.2m/s** , 風速最大值 = **26.9m/s** , 其風向爲 **N** 。

[註3]: 風速小於**5m/s** 佔 **66.2%**; 介於**5~10m/s** 佔 **30.3%** ; 風速大於**10m/s** 佔 **3.5%**。

[註4]: 風向介於 **N~E** 佔 **78.5%**;**E~S** 佔 **4.5%** ;**S~W** 佔 **7.7%** ;**W~N** 佔 **8.0%**; 靜風佔 **1.2%** 。

[註5]: 資料每小時記錄一次 , 合計 **660**筆 ( **88.7%**) , 檔名 : **W07AKL10.1HA** 。

# 表6.1.12　2007年 11月 基隆港測站1風速及風向聯合分佈百分比 (%) 統計表

**2007年11月 1日10時 ~ 2007年11月30日23時**

| 風向<br>風速 | N | NNE | NE | ENE | E | ESE | SE | SSE | S | SSW | SW | WSW | W | WNW | NW | NNW | 合計<br>(%) |
|---|---|---|---|---|---|---|---|---|---|---|---|---|---|---|---|---|---|
| **.3m/s** | 3.0 | 1.0 | 1.1 | .1 | .0 | .0 | .0 | .0 | .0 | .0 | .1 | .0 | .0 | .0 | .0 | .0 | 5.4 |
| **1m/s** | .7 | 1.1 | 2.3 | 2.3 | .1 | .0 | .1 | .0 | .0 | .0 | .0 | .0 | .3 | .0 | .0 | .0 | 6.9 |
| **2m/s** | 1.0 | .6 | 2.8 | 2.3 | .0 | .6 | .0 | .0 | .0 | .0 | .0 | .0 | .0 | .0 | .1 | .0 | 7.3 |
| **3m/s** | .4 | .1 | 2.5 | 2.7 | .1 | .1 | .0 | .3 | .0 | .0 | .1 | .0 | .0 | .0 | .0 | .0 | 6.5 |
| **4m/s** | .7 | 1.1 | 2.3 | 1.8 | .4 | .0 | .3 | .0 | .0 | .0 | .0 | .0 | .0 | .0 | .0 | .0 | 6.6 |
| **5m/s** | 1.5 | 6.2 | 4.8 | 1.3 | .3 | .3 | .0 | .0 | .0 | .0 | .0 | .1 | .0 | .0 | .0 | .0 | 14.5 |
| **6m/s** | 3.4 | 7.2 | 4.4 | 1.0 | .1 | .1 | .1 | .1 | .0 | .0 | .0 | .0 | .0 | .0 | .0 | .0 | 16.5 |
| **7m/s** | 4.2 | 6.3 | 4.6 | .6 | .0 | .1 | .0 | .0 | .0 | .0 | .0 | .0 | .0 | .0 | .0 | .0 | 15.9 |
| **8m/s** | 3.7 | 3.1 | 1.4 | .0 | .0 | .0 | .0 | .0 | .0 | .0 | .0 | .0 | .0 | .0 | .0 | .0 | 8.2 |
| **10m/s** | 5.4 | 1.5 | .1 | .0 | .0 | .0 | .0 | .0 | .0 | .0 | .0 | .0 | .0 | .0 | .0 | .0 | 7.0 |
| **12m/s** | 2.1 | .1 | .0 | .0 | .0 | .0 | .0 | .0 | .0 | .0 | .0 | .0 | .0 | .0 | .0 | .0 | 2.3 |
| **14m/s** | 1.0 | .0 | .0 | .0 | .0 | .0 | .0 | .0 | .0 | .0 | .0 | .0 | .0 | .0 | .0 | .0 | 1.0 |
| **16m/s** | .0 | .0 | .0 | .0 | .0 | .0 | .0 | .0 | .0 | .0 | .0 | .0 | .0 | .0 | .0 | .0 | .0 |
| **18m/s** | .0 | .0 | .0 | .0 | .0 | .0 | .0 | .0 | .0 | .0 | .0 | .0 | .0 | .0 | .0 | .0 | .0 |
| **20m/s** | .0 | .0 | .0 | .0 | .0 | .0 | .0 | .0 | .0 | .0 | .0 | .0 | .0 | .0 | .0 | .0 | .0 |
| **25m/s** | .0 | .0 | .0 | .0 | .0 | .0 | .0 | .0 | .0 | .0 | .0 | .0 | .0 | .0 | .0 | .0 | .0 |
| **30m/s** | .0 | .0 | .0 | .0 | .0 | .0 | .0 | .0 | .0 | .0 | .0 | .0 | .0 | .0 | .0 | .0 | .0 |
| **35m/s** | .0 | .0 | .0 | .0 | .0 | .0 | .0 | .0 | .0 | .0 | .0 | .0 | .0 | .0 | .0 | .0 | .0 |
| **40m/s** | .0 | .0 | .0 | .0 | .0 | .0 | .0 | .0 | .0 | .0 | .0 | .0 | .0 | .0 | .0 | .0 | .0 |
| **100m/s** | | | | | | | | | | | | | | | | | |
| 合計 (%) | 27.0 | 28.5 | 26.3 | 12.0 | 1.1 | 1.3 | .6 | .4 | .0 | .0 | .3 | .1 | .3 | .0 | .1 | .0 | 98.0 |

[註1]: 風速介於 **6.0m/s~ 7.0m/s** 佔 **16.5%** 。主風向 **NNE** 佔 **28.5%** 。

[註2]: 風速平均值 = **5.8m/s** , 風速最大值 = **15.2m/s** , 其風向爲 **N** 。

[註3]: 風速小於**5m/s** 佔 **34.6%**; 介於**5~10m/s** 佔 **55.1%** ; 風速大於**10m/s** 佔 **10.3%**。

[註4]: 風向介於 **N~E** 佔 **84.1%**;**E~S** 佔 **2.8%** ;**S~W** 佔 **.4%** ;**W~N** 佔 **10.7%**; 靜風佔 **2.0%** 。

[註5]: 資料每小時記錄一次 , 合計 **710**筆 ( **98.6%**) , 檔名 : **W07BKL10.1HA** 。

# 表6.1.13　2007年 冬季 基隆港測站1風速及風向聯合分佈百分比 (%) 統計表

**2006年12月 1日 1時 ~ 2007年 2月28日23時**

| 風向<br>風速 | N | NNE | NE | ENE | E | ESE | SE | SSE | S | SSW | SW | WSW | W | WNW | NW | NNW | 合計<br>(%) |
|---|---|---|---|---|---|---|---|---|---|---|---|---|---|---|---|---|---|
| **.3m/s** | 2.0 | 1.1 | 1.3 | .8 | .3 | .0 | .2 | .1 | .7 | 1.3 | 1.5 | .9 | 1.2 | .2 | .2 | .5 | 12.3 |
| **1m/s** | 2.0 | 1.0 | 2.4 | 2.4 | .6 | .2 | .6 | .3 | 1.4 | 1.7 | 2.7 | 2.2 | .2 | .1 | .1 | .1 | 18.0 |
| **2m/s** | 1.7 | 1.5 | 2.3 | 5.2 | .7 | .2 | .0 | .1 | .7 | .5 | 1.6 | .3 | .2 | .0 | .1 | .3 | 15.3 |
| **3m/s** | 1.7 | 2.7 | 2.6 | 1.6 | .6 | .3 | .1 | .2 | .2 | .3 | .1 | .1 | .1 | .1 | .3 | .5 | 11.3 |
| **4m/s** | 2.5 | 1.7 | 1.8 | .9 | .3 | .4 | .5 | .2 | .0 | .0 | .1 | .3 | .1 | .0 | .5 | 1.1 | 10.2 |
| **5m/s** | 2.1 | 3.0 | 1.4 | .7 | .0 | .3 | .2 | .3 | .1 | .0 | .0 | .0 | .1 | .1 | .0 | .6 | 8.8 |
| **6m/s** | 3.2 | 2.2 | 2.1 | 1.0 | .2 | .0 | .0 | .1 | .0 | .0 | .0 | .0 | .1 | .1 | .1 | .3 | 9.4 |
| **7m/s** | 2.9 | 2.3 | 1.8 | .6 | .0 | .0 | .1 | .0 | .0 | .0 | .0 | .0 | .0 | .0 | .0 | .0 | 7.7 |
| **8m/s** | 1.9 | 1.9 | .6 | .1 | .0 | .0 | .0 | .0 | .0 | .0 | .0 | .0 | .0 | .0 | .1 | .0 | 4.5 |
| **10m/s** | .6 | .2 | .0 | .0 | .0 | .0 | .0 | .0 | .0 | .0 | .0 | .0 | .0 | .0 | .0 | .0 | .8 |
| **12m/s** | .0 | .0 | .0 | .0 | .0 | .0 | .0 | .0 | .0 | .0 | .0 | .0 | .0 | .0 | .0 | .0 | .0 |
| **14m/s** | .0 | .0 | .0 | .0 | .0 | .0 | .0 | .0 | .0 | .0 | .0 | .0 | .0 | .0 | .0 | .2 | .2 |
| **16m/s** | .0 | .0 | .0 | .0 | .0 | .0 | .0 | .0 | .0 | .0 | .0 | .0 | .0 | .0 | .0 | .0 | .0 |
| **18m/s** | .0 | .0 | .0 | .0 | .0 | .0 | .0 | .0 | .0 | .0 | .0 | .0 | .0 | .0 | .0 | .0 | .0 |
| **20m/s** | .0 | .0 | .0 | .0 | .0 | .0 | .0 | .0 | .0 | .0 | .0 | .0 | .0 | .0 | .0 | .0 | .0 |
| **25m/s** | .0 | .0 | .0 | .0 | .0 | .0 | .0 | .0 | .0 | .0 | .0 | .0 | .0 | .0 | .0 | .0 | .0 |
| **30m/s** | .0 | .0 | .0 | .0 | .0 | .0 | .0 | .0 | .0 | .0 | .0 | .0 | .0 | .0 | .0 | .0 | .0 |
| **35m/s** | .0 | .0 | .0 | .0 | .0 | .0 | .0 | .0 | .0 | .0 | .0 | .0 | .0 | .0 | .0 | .0 | .0 |
| **40m/s** | .0 | .0 | .0 | .0 | .0 | .0 | .0 | .0 | .0 | .0 | .0 | .0 | .0 | .0 | .0 | .0 | .0 |
| **100m/s** | | | | | | | | | | | | | | | | | |
| 合計 (%) | 20.6 | 17.5 | 16.3 | 13.5 | 2.8 | 1.3 | 1.6 | 1.2 | 3.2 | 3.7 | 5.9 | 3.8 | 1.9 | .6 | 1.3 | 3.4 | 98.7 |

[註**1**]: 風速介於 **1.0m/s~ 2.0m/s** 佔 **18.0%** 。主風向 **N** 佔 **20.6%** 。

[註**2**]: 風速平均值 **= 3.8m/s** , 風速最大值 **= 15.3m/s** , 其風向爲 **NNW**。

[註**3**]: 風速小於**5m/s** 佔 **68.5%**; 介於**5~10m/s** 佔 **30.5%** ; 風速大於**10m/s** 佔 **1.0%**。

[註**4**]: 風向介於 **N~E** 佔 **61.4%**;**E~S** 佔 **7.1%** ;**S~W** 佔 **15.7%** ;**W~N** 佔 **14.6%**; 靜風佔 **1.3%** 。

[註**5**]: 資料每小時記錄一次 , 合計 **1077**筆 ( **49.9%**) , 檔名 : **W07WKL10.1HY** 。

# 表6.1.14　2007年 春季 基隆港測站1風速及風向聯合分佈百分比 (%) 統計表

**2007年 3月 1日 0時 ~ 2007年 5月31日23時**

| 風向<br>風速 | N | NNE | NE | ENE | E | ESE | SE | SSE | S | SSW | SW | WSW | W | WNW | NW | NNW | 合計<br>(%) |
|---|---|---|---|---|---|---|---|---|---|---|---|---|---|---|---|---|---|
| **.3m/s** | 3.7 | 1.0 | 1.0 | .5 | .2 | .1 | .0 | .2 | .5 | 1.1 | 2.0 | 1.6 | 1.0 | .2 | .0 | .1 | 13.0 |
| **1m/s** | 3.4 | 2.2 | 3.0 | 1.2 | .5 | .3 | .2 | .9 | 1.5 | 2.7 | 3.8 | 2.1 | .8 | .2 | .4 | .4 | 23.6 |
| **2m/s** | 2.4 | 2.8 | 3.4 | 2.9 | .7 | .3 | .5 | .4 | 1.4 | 2.0 | 2.9 | 1.2 | .5 | .1 | .3 | .3 | 22.2 |
| **3m/s** | 2.1 | 1.4 | 1.6 | 2.1 | .6 | .1 | .5 | .3 | .5 | 1.2 | .9 | .4 | .2 | .1 | .3 | .3 | 12.4 |
| **4m/s** | 1.9 | 1.3 | 1.0 | .9 | .2 | .2 | .4 | .3 | .1 | .1 | .2 | .2 | .1 | .1 | .1 | .3 | 7.4 |
| **5m/s** | 1.6 | 1.5 | .6 | .5 | .1 | .5 | .5 | .3 | .1 | .0 | .0 | .1 | .0 | .0 | .0 | .3 | 6.3 |
| **6m/s** | 1.4 | 2.0 | 1.3 | .2 | .1 | .3 | .2 | .1 | .0 | .0 | .0 | .0 | .0 | .0 | .0 | .1 | 5.7 |
| **7m/s** | .9 | 1.7 | .9 | .1 | .0 | .0 | .0 | .1 | .0 | .0 | .0 | .0 | .0 | .0 | .0 | .0 | 3.8 |
| **8m/s** | 1.4 | 1.6 | .3 | .1 | .0 | .0 | .0 | .0 | .0 | .0 | .0 | .0 | .0 | .0 | .0 | .0 | 3.4 |
| **10m/s** | .3 | .4 | .0 | .0 | .0 | .0 | .0 | .0 | .0 | .0 | .0 | .0 | .0 | .0 | .0 | .0 | .7 |
| **12m/s** | .0 | .0 | .0 | .0 | .0 | .0 | .0 | .0 | .0 | .0 | .0 | .0 | .0 | .0 | .0 | .0 | .1 |
| **14m/s** | .0 | .0 | .0 | .0 | .0 | .0 | .0 | .0 | .0 | .0 | .0 | .0 | .0 | .0 | .0 | .0 | .0 |
| **16m/s** | .0 | .0 | .0 | .0 | .0 | .0 | .0 | .0 | .0 | .0 | .0 | .0 | .0 | .0 | .0 | .0 | .0 |
| **18m/s** | .0 | .0 | .0 | .0 | .0 | .0 | .0 | .0 | .0 | .0 | .0 | .0 | .0 | .0 | .0 | .0 | .0 |
| **20m/s** | .0 | .0 | .0 | .0 | .0 | .0 | .0 | .0 | .0 | .0 | .0 | .0 | .0 | .0 | .0 | .0 | .0 |
| **25m/s** | .0 | .0 | .0 | .0 | .0 | .0 | .0 | .0 | .0 | .0 | .0 | .0 | .0 | .0 | .0 | .0 | .0 |
| **30m/s** | .0 | .0 | .0 | .0 | .0 | .0 | .0 | .0 | .0 | .0 | .0 | .0 | .0 | .0 | .0 | .0 | .0 |
| **35m/s** | .0 | .0 | .0 | .0 | .0 | .0 | .0 | .0 | .0 | .0 | .0 | .0 | .0 | .0 | .0 | .0 | .0 |
| **40m/s** | .0 | .0 | .0 | .0 | .0 | .0 | .0 | .0 | .0 | .0 | .0 | .0 | .0 | .0 | .0 | .0 | .0 |
| **100m/s** | | | | | | | | | | | | | | | | | |
| 合計 (%) | 18.9 | 15.9 | 13.1 | 8.5 | 2.5 | 1.8 | 2.2 | 2.7 | 4.1 | 7.1 | 9.9 | 5.6 | 2.6 | .7 | 1.1 | 1.9 | 98.6 |

[註1]: 風速介於 **1.0m/s~ 2.0m/s** 佔 **23.6%** 。主風向 **N** 佔 **18.9%** 。

[註2]: 風速平均值 = **3.1m/s** , 風速最大值 = **13.4m/s** , 其風向爲 **N** 。

[註3]: 風速小於**5m/s** 佔 **80.0%**; 介於**5~10m/s** 佔 **19.2%** ; 風速大於**10m/s** 佔 **.8%**。

[註4]: 風向介於 **N~E** 佔 **49.1%**;**E~S** 佔 **9.8%** ;**S~W** 佔 **25.8%** ;**W~N** 佔 **14.0%**; 靜風佔 **1.4%** 。

[註5]: 資料每小時記錄一次 , 合計 **2208**筆 **(100.0%)** , 檔名 : **W07NKL10.1HY** 。

# 表6.1.15　2007年 夏季 基隆港測站1風速及風向聯合分佈百分比 (%) 統計表

**2007年 6月 1日 0時 ~ 2007年 8月31日23時**

| 風向<br>風速 | N | NNE | NE | ENE | E | ESE | SE | SSE | S | SSW | SW | WSW | W | WNW | NW | NNW | 合計<br>(%) |
|---|---|---|---|---|---|---|---|---|---|---|---|---|---|---|---|---|---|
| **.3m/s** | 4.2 | .8 | .7 | .2 | .1 | .2 | .0 | .2 | 1.2 | 1.4 | 2.4 | 2.1 | .9 | .5 | .2 | .4 | 15.4 |
| **1m/s** | 3.5 | 1.9 | 2.8 | 1.0 | .4 | .3 | .3 | .7 | 3.0 | 4.3 | 7.4 | 4.1 | .9 | .3 | .2 | .3 | 31.3 |
| **2m/s** | 2.2 | 3.2 | 4.3 | 1.0 | .4 | .4 | .5 | .5 | 1.4 | 3.0 | 4.5 | 1.9 | .5 | .1 | .3 | .4 | 24.6 |
| **3m/s** | 1.6 | 2.3 | 2.4 | .7 | .3 | .3 | .5 | .4 | .7 | 1.0 | 1.6 | 1.1 | .3 | .0 | .3 | .1 | 13.7 |
| **4m/s** | .3 | 1.1 | 1.4 | .5 | .2 | .2 | .5 | .6 | .3 | .2 | .5 | .2 | .1 | .1 | .2 | .1 | 6.7 |
| **5m/s** | .0 | .2 | .3 | .3 | .1 | .1 | .2 | .1 | .2 | .1 | .2 | .0 | .0 | .0 | .0 | .2 | 2.2 |
| **6m/s** | .0 | .0 | .1 | .3 | .1 | .2 | .2 | .2 | .2 | .0 | .0 | .0 | .1 | .0 | .1 | .0 | 1.6 |
| **7m/s** | .0 | .0 | .0 | .3 | .1 | .1 | .0 | .0 | .0 | .0 | .0 | .0 | .0 | .0 | .0 | .0 | .6 |
| **8m/s** | .0 | .0 | .0 | .4 | .2 | .0 | .0 | .0 | .0 | .0 | .0 | .0 | .0 | .0 | .0 | .0 | .8 |
| **10m/s** | .0 | .0 | .0 | .0 | .1 | .0 | .0 | .2 | .1 | .0 | .0 | .0 | .0 | .0 | .0 | .0 | .5 |
| **12m/s** | .0 | .0 | .0 | .0 | .0 | .1 | .1 | .0 | .0 | .0 | .0 | .0 | .0 | .0 | .0 | .0 | .4 |
| **14m/s** | .0 | .0 | .0 | .0 | .0 | .1 | .0 | .1 | .0 | .0 | .0 | .0 | .0 | .0 | .0 | .0 | .3 |
| **16m/s** | .0 | .0 | .0 | .0 | .0 | .0 | .0 | .0 | .0 | .0 | .0 | .0 | .0 | .0 | .0 | .0 | .0 |
| **18m/s** | .0 | .0 | .0 | .0 | .0 | .0 | .0 | .0 | .0 | .0 | .0 | .0 | .0 | .0 | .0 | .0 | .0 |
| **20m/s** | .0 | .0 | .0 | .0 | .0 | .0 | .0 | .0 | .0 | .0 | .0 | .0 | .0 | .0 | .0 | .0 | .0 |
| **25m/s** | .0 | .0 | .0 | .0 | .0 | .0 | .0 | .0 | .0 | .0 | .0 | .0 | .0 | .0 | .0 | .0 | .0 |
| **30m/s** | .0 | .0 | .0 | .0 | .0 | .0 | .0 | .0 | .0 | .0 | .0 | .0 | .0 | .0 | .0 | .0 | .0 |
| **35m/s** | .0 | .0 | .0 | .0 | .0 | .0 | .0 | .0 | .0 | .0 | .0 | .0 | .0 | .0 | .0 | .0 | .0 |
| **40m/s** | .0 | .0 | .0 | .0 | .0 | .0 | .0 | .0 | .0 | .0 | .0 | .0 | .0 | .0 | .0 | .0 | .0 |
| **100m/s** | | | | | | | | | | | | | | | | | |
| 合計 (%) | 11.9 | 9.5 | 12.2 | 4.7 | 2.2 | 2.1 | 2.4 | 3.1 | 7.2 | 10.0 | 16.6 | 9.6 | 2.8 | 1.1 | 1.3 | 1.5 | 98.1 |

[註1]: 風速介於 **1.0m/s~ 2.0m/s** 佔 **31.3%** 。主風向 **SW** 佔 **16.6%** 。

[註2]: 風速平均值 = **2.4m/s** , 風速最大值 = **15.2m/s** , 其風向爲 **ESE**。

[註3]: 風速小於**5m/s** 佔 **93.8%**; 介於**5~10m/s** 佔 **5.1%** ; 風速大於**10m/s** 佔 **1.1%**。

[註4]: 風向介於 **N~E** 佔 **33.6%**;**E~S** 佔 **12.5%** ;**S~W** 佔 **41.2%** ;**W~N** 佔 **10.8%**; 靜風佔 **1.9%** 。

[註5]: 資料每小時記錄一次 , 合計 **2208**筆 **(100.0%)** , 檔名 : **W07SKL10.1HY** 。

# 表6.1.16　2007年 秋季 基隆港測站1風速及風向聯合分佈百分比 (%) 統計表

**2007年 9月 1日 0時 ~ 2007年11月30日23時**

| 風向<br>風速 | N | NNE | NE | ENE | E | ESE | SE | SSE | S | SSW | SW | WSW | W | WNW | NW | NNW | 合計<br>(%) |
|---|---|---|---|---|---|---|---|---|---|---|---|---|---|---|---|---|---|
| **.3m/s** | 2.6 | .7 | .9 | .4 | .1 | .0 | .0 | .0 | .2 | .6 | .8 | .4 | .2 | .0 | .1 | .0 | 7.1 |
| **1m/s** | 1.1 | 1.2 | 2.8 | 2.8 | .5 | .0 | .1 | .2 | .7 | .9 | 1.5 | .3 | .4 | .0 | .0 | .0 | 12.8 |
| **2m/s** | 1.2 | 1.5 | 4.2 | 3.6 | .6 | .3 | .0 | .0 | .1 | .3 | .6 | .4 | .0 | .1 | .2 | .3 | 13.5 |
| **3m/s** | 1.1 | 2.2 | 4.2 | 3.3 | .3 | .5 | .2 | .1 | .0 | .1 | .3 | .2 | .0 | .0 | .1 | .4 | 13.2 |
| **4m/s** | 1.4 | 3.2 | 3.2 | 1.7 | .4 | .2 | .2 | .0 | .0 | .3 | .2 | .0 | .1 | .0 | .1 | .1 | 11.2 |
| **5m/s** | 2.1 | 5.4 | 3.2 | .7 | .4 | .5 | .1 | .0 | .0 | .1 | .1 | .0 | .0 | .0 | .0 | .0 | 12.7 |
| **6m/s** | 3.2 | 3.8 | 2.0 | .9 | .2 | .1 | .0 | .0 | .0 | .0 | .0 | .1 | .0 | .0 | .0 | .0 | 10.5 |
| **7m/s** | 2.6 | 2.7 | 1.7 | .5 | .1 | .1 | .1 | .0 | .0 | .0 | .0 | .0 | .0 | .0 | .0 | .0 | 7.9 |
| **8m/s** | 1.8 | 1.2 | .6 | .1 | .0 | .0 | .0 | .0 | .0 | .0 | .0 | .0 | .0 | .0 | .0 | .0 | 4.1 |
| **10m/s** | 2.7 | .5 | .0 | .0 | .0 | .0 | .0 | .0 | .0 | .0 | .0 | .0 | .0 | .0 | .0 | .1 | 3.3 |
| **12m/s** | 1.1 | .1 | .0 | .0 | .0 | .0 | .0 | .0 | .0 | .0 | .0 | .0 | .0 | .0 | .0 | .0 | 1.1 |
| **14m/s** | .5 | .0 | .0 | .0 | .0 | .0 | .0 | .0 | .0 | .0 | .0 | .0 | .0 | .0 | .0 | .0 | .6 |
| **16m/s** | .2 | .0 | .0 | .0 | .0 | .0 | .0 | .0 | .0 | .0 | .0 | .0 | .0 | .0 | .0 | .0 | .2 |
| **18m/s** | .0 | .0 | .0 | .0 | .0 | .0 | .0 | .0 | .0 | .0 | .0 | .0 | .0 | .0 | .0 | .0 | .0 |
| **20m/s** | .1 | .0 | .0 | .0 | .0 | .0 | .0 | .0 | .0 | .0 | .0 | .0 | .0 | .0 | .0 | .0 | .2 |
| **25m/s** | .1 | .0 | .0 | .0 | .0 | .0 | .0 | .0 | .0 | .0 | .0 | .0 | .0 | .0 | .0 | .0 | .1 |
| **30m/s** | .0 | .0 | .0 | .0 | .0 | .0 | .0 | .0 | .0 | .0 | .0 | .0 | .0 | .0 | .0 | .0 | .0 |
| **35m/s** | .0 | .0 | .0 | .0 | .0 | .0 | .0 | .0 | .0 | .0 | .0 | .0 | .0 | .0 | .0 | .0 | .0 |
| **40m/s** | .0 | .0 | .0 | .0 | .0 | .0 | .0 | .0 | .0 | .0 | .0 | .0 | .0 | .0 | .0 | .0 | .0 |
| **100m/s** | | | | | | | | | | | | | | | | | |
| 合計 (%) | 21.9 | 22.7 | 22.9 | 14.1 | 2.5 | 1.8 | .9 | .5 | 1.2 | 2.4 | 3.6 | 1.5 | .8 | .1 | .6 | 1.1 | 98.7 |

[註**1**]: 風速介於 **2.0m/s~ 3.0m/s** 佔 **13.5%** 。主風向 **NE** 佔 **22.9%** 。

[註**2**]: 風速平均值 **= 4.6m/s** , 風速最大值 **= 26.9m/s** , 其風向爲 **N** 。

[註**3**]: 風速小於**5m/s** 佔 **59.1%**; 介於**5~10m/s** 佔 **35.2%** ; 風速大於**10m/s** 佔 **5.6%**。

[註**4**]: 風向介於 **N~E** 佔 **74.2%**;**E~S** 佔 **5.4%** ;**S~W** 佔 **8.8%** ;**W~N** 佔 **10.3%**; 靜風佔 **1.3%** 。

[註**5**]: 資料每小時記錄一次 , 合計 **2090**筆 ( **95.7%**) , 檔名 : **W07FKL10.1HY** 。

# 表6.1.17　2007年 整年 基隆港測站1風速及風向聯合分佈百分比 (%) 統計表

**2006年12月 1日 1時 ~ 2007年11月30日23時**

| 風向<br>風速 | N | NNE | NE | ENE | E | ESE | SE | SSE | S | SSW | SW | WSW | W | WNW | NW | NNW | 合計<br>(%) |
|---|---|---|---|---|---|---|---|---|---|---|---|---|---|---|---|---|---|
| **.3m/s** | 3.3 | .8 | .9 | .4 | .1 | .1 | .0 | .1 | .7 | 1.1 | 1.7 | 1.3 | .8 | .2 | .1 | .2 | 12.0 |
| **1m/s** | 2.6 | 1.7 | 2.8 | 1.8 | .5 | .2 | .3 | .6 | 1.7 | 2.5 | 4.1 | 2.2 | .6 | .2 | .2 | .2 | 22.1 |
| **2m/s** | 1.9 | 2.4 | 3.7 | 2.9 | .6 | .3 | .3 | .3 | .9 | 1.6 | 2.5 | 1.1 | .3 | .1 | .2 | .3 | 19.5 |
| **3m/s** | 1.6 | 2.1 | 2.7 | 2.0 | .4 | .3 | .4 | .3 | .4 | .7 | .8 | .5 | .2 | .1 | .3 | .3 | 12.8 |
| **4m/s** | 1.4 | 1.8 | 1.8 | 1.0 | .3 | .2 | .4 | .3 | .1 | .2 | .3 | .2 | .1 | .1 | .2 | .3 | 8.7 |
| **5m/s** | 1.3 | 2.4 | 1.3 | .5 | .2 | .3 | .3 | .1 | .1 | .1 | .1 | .1 | .0 | .0 | .0 | .2 | 7.2 |
| **6m/s** | 1.7 | 2.0 | 1.3 | .5 | .1 | .2 | .1 | .1 | .1 | .0 | .0 | .0 | .1 | .0 | .0 | .1 | 6.4 |
| **7m/s** | 1.4 | 1.6 | 1.0 | .3 | .1 | .1 | .0 | .0 | .0 | .0 | .0 | .0 | .0 | .0 | .0 | .0 | 4.6 |
| **8m/s** | 1.2 | 1.1 | .4 | .2 | .1 | .0 | .0 | .0 | .0 | .0 | .0 | .0 | .0 | .0 | .0 | .0 | 3.0 |
| **10m/s** | .9 | .3 | .0 | .0 | .0 | .0 | .0 | .1 | .0 | .0 | .0 | .0 | .0 | .0 | .0 | .0 | 1.4 |
| **12m/s** | .3 | .0 | .0 | .0 | .0 | .0 | .0 | .0 | .0 | .0 | .0 | .0 | .0 | .0 | .0 | .0 | .4 |
| **14m/s** | .1 | .0 | .0 | .0 | .0 | .0 | .0 | .0 | .0 | .0 | .0 | .0 | .0 | .0 | .0 | .0 | .3 |
| **16m/s** | .1 | .0 | .0 | .0 | .0 | .0 | .0 | .0 | .0 | .0 | .0 | .0 | .0 | .0 | .0 | .0 | .1 |
| **18m/s** | .0 | .0 | .0 | .0 | .0 | .0 | .0 | .0 | .0 | .0 | .0 | .0 | .0 | .0 | .0 | .0 | .0 |
| **20m/s** | .0 | .0 | .0 | .0 | .0 | .0 | .0 | .0 | .0 | .0 | .0 | .0 | .0 | .0 | .0 | .0 | .1 |
| **25m/s** | .0 | .0 | .0 | .0 | .0 | .0 | .0 | .0 | .0 | .0 | .0 | .0 | .0 | .0 | .0 | .0 | .0 |
| **30m/s** | .0 | .0 | .0 | .0 | .0 | .0 | .0 | .0 | .0 | .0 | .0 | .0 | .0 | .0 | .0 | .0 | .0 |
| **35m/s** | .0 | .0 | .0 | .0 | .0 | .0 | .0 | .0 | .0 | .0 | .0 | .0 | .0 | .0 | .0 | .0 | .0 |
| **40m/s** | .0 | .0 | .0 | .0 | .0 | .0 | .0 | .0 | .0 | .0 | .0 | .0 | .0 | .0 | .0 | .0 | .0 |
| **100m/s** | | | | | | | | | | | | | | | | | |
| 合計 (%) | 17.9 | 16.1 | 16.0 | 9.6 | 2.5 | 1.8 | 1.8 | 2.0 | 4.1 | 6.2 | 9.6 | 5.4 | 2.1 | .6 | 1.1 | 1.8 | 98.5 |

[註1]: 風速介於 **1.0m/s~ 2.0m/s** 佔 **22.1%** 。主風向 **N** 佔 **17.9%** 。

[註2]: 風速平均值 = **3.4m/s** , 風速最大值 = **26.9m/s** , 其風向爲 **N** 。

[註3]: 風速小於**5m/s** 佔 **76.6%**; 介於**5~10m/s** 佔 **21.1%** ; 風速大於**10m/s** 佔 **2.3%**。

[註4]: 風向介於 **N~E** 佔 **53.2%**;**E~S** 佔 **9.0%** ;**S~W** 佔 **24.2%** ;**W~N** 佔 **12.1%**; 靜風佔 **1.5%** 。

[註5]: 資料每小時記錄一次 , 合計 **7583**筆 ( **86.6%**) , 檔名 : **W070KL10.1HY** 。

# 表6.1.18　歷年 12月 基隆港測站1風速及風向聯合分佈百分比 (%) 統計表

**2002年12月 1日 1時 ~ 2006年12月25日16時**

| 風向<br>風速 | N | NNE | NE | ENE | E | ESE | SE | SSE | S | SSW | SW | WSW | W | WNW | NW | NNW | 合計<br>(%) |
|---|---|---|---|---|---|---|---|---|---|---|---|---|---|---|---|---|---|
| **.3m/s** | 1.5 | .4 | .4 | .4 | .6 | .3 | .2 | .1 | .8 | .5 | .8 | .3 | .2 | .2 | .1 | .3 | 7.0 |
| **1m/s** | 1.9 | .9 | 1.9 | 1.5 | 2.0 | .5 | .5 | .4 | 1.4 | 1.1 | 1.2 | 1.0 | .5 | .1 | .4 | .5 | 15.6 |
| **2m/s** | 1.4 | 1.1 | 1.8 | 3.3 | 2.2 | .5 | .4 | .3 | .9 | .5 | .8 | .2 | .1 | .2 | .2 | .5 | 14.4 |
| **3m/s** | 1.3 | .7 | 1.4 | 3.1 | 2.6 | .8 | .2 | .1 | .1 | .1 | .3 | .0 | .2 | .1 | .3 | .5 | 11.8 |
| **4m/s** | 1.1 | .8 | 1.6 | 2.1 | 2.0 | 1.3 | .3 | .1 | .1 | .2 | .2 | .1 | .2 | .1 | .2 | .2 | 10.5 |
| **5m/s** | 1.0 | 2.1 | 2.6 | 1.5 | 1.8 | .4 | .1 | .0 | .1 | .1 | .1 | .0 | .0 | .0 | .2 | .2 | 10.2 |
| **6m/s** | 1.2 | 3.3 | 3.1 | 1.0 | 1.1 | .2 | .0 | .0 | .0 | .0 | .1 | .0 | .1 | .1 | .3 | .2 | 10.5 |
| **7m/s** | 1.8 | 3.8 | 2.0 | .6 | .4 | .0 | .0 | .0 | .0 | .0 | .0 | .0 | .0 | .0 | .2 | .3 | 9.2 |
| **8m/s** | 3.0 | 3.2 | 1.0 | .1 | .0 | .1 | .0 | .0 | .0 | .0 | .0 | .0 | .0 | .0 | .2 | .4 | 7.9 |
| **10m/s** | 1.1 | .5 | .0 | .0 | .0 | .0 | .1 | .0 | .0 | .0 | .0 | .0 | .0 | .0 | .0 | .1 | 1.8 |
| **12m/s** | .0 | .0 | .0 | .0 | .0 | .0 | .0 | .0 | .0 | .0 | .0 | .0 | .0 | .0 | .0 | .0 | .1 |
| **14m/s** | .0 | .0 | .0 | .0 | .0 | .0 | .0 | .0 | .0 | .0 | .0 | .0 | .0 | .0 | .0 | .1 | .1 |
| **16m/s** | .0 | .0 | .0 | .0 | .0 | .0 | .0 | .0 | .0 | .0 | .0 | .0 | .0 | .0 | .0 | .0 | .0 |
| **18m/s** | .0 | .0 | .0 | .0 | .0 | .0 | .0 | .0 | .0 | .0 | .0 | .0 | .0 | .0 | .0 | .0 | .0 |
| **20m/s** | .0 | .0 | .0 | .0 | .0 | .0 | .0 | .0 | .0 | .0 | .0 | .0 | .0 | .0 | .0 | .0 | .0 |
| **25m/s** | .0 | .0 | .0 | .0 | .0 | .0 | .0 | .0 | .0 | .0 | .0 | .0 | .0 | .0 | .0 | .0 | .0 |
| **30m/s** | .0 | .0 | .0 | .0 | .0 | .0 | .0 | .0 | .0 | .0 | .0 | .0 | .0 | .0 | .0 | .0 | .0 |
| **35m/s** | .0 | .0 | .0 | .0 | .0 | .0 | .0 | .0 | .0 | .0 | .0 | .0 | .0 | .0 | .0 | .0 | .0 |
| **40m/s** | .0 | .0 | .0 | .0 | .0 | .0 | .0 | .0 | .0 | .0 | .0 | .0 | .0 | .0 | .0 | .0 | .0 |
| **100m/s** | | | | | | | | | | | | | | | | | |
| 合計 (%) | 15.2 | 17.0 | 15.7 | 13.6 | 12.6 | 4.0 | 1.8 | 1.1 | 3.5 | 2.6 | 3.3 | 1.6 | 1.2 | .7 | 1.8 | 3.2 | 99.0 |

[註**1**]: 風速介於 **1.0m/s**~ **2.0m/s** 佔 **15.6%** 。主風向 **NNE** 佔 **17.0%** 。

[註**2**]: 風速平均值 = **4.4m/s** , 風速最大值 = **15.3m/s** , 其風向爲 **NNW**。

[註**3**]: 風速小於**5m/s** 佔 **60.3%**; 介於**5**~**10m/s** 佔 **37.8%** ; 風速大於**10m/s** 佔 **1.9%**。

[註**4**]: 風向介於 **N**~**E** 佔 **61.0%**;**E**~**S** 佔 **14.7%** ;**S**~**W** 佔 **10.1%** ;**W**~**N** 佔 **13.2%**; 靜風佔 **1.0%** 。

[註**5**]: 資料每小時記錄一次 , 合計 **3326**筆 ( **89.4%**) , 檔名 : **W44CKL10.1HY** 。

# 表6.1.19　歷年 1月 基隆港測站1風速及風向聯合分佈百分比 (%) 統計表

**2003年 1月 1日 0時 ~ 2007年 1月31日23時**

| 風向<br>風速 | N | NNE | NE | ENE | E | ESE | SE | SSE | S | SSW | SW | WSW | W | WNW | NW | NNW | 合計<br>(%) |
|---|---|---|---|---|---|---|---|---|---|---|---|---|---|---|---|---|---|
| **.3m/s** | 2.2 | .7 | .7 | .3 | .3 | .2 | .0 | .2 | .5 | .9 | .9 | .5 | .3 | .0 | .1 | .1 | 8.0 |
| **1m/s** | 2.2 | 1.6 | 2.0 | 1.9 | .8 | .2 | .4 | .2 | 1.5 | 2.5 | 1.8 | .6 | .4 | .2 | .3 | .2 | 16.7 |
| **2m/s** | 2.2 | 1.6 | 2.1 | 4.2 | .8 | .4 | .2 | .2 | .7 | 1.2 | .8 | .3 | .3 | .1 | .2 | .5 | 15.8 |
| **3m/s** | 1.7 | 1.7 | 2.3 | 2.7 | .6 | .3 | .3 | .2 | .3 | .5 | .6 | .2 | .1 | .2 | .2 | .5 | 12.2 |
| **4m/s** | 1.8 | 2.3 | 2.8 | 2.1 | .3 | .2 | .2 | .0 | .1 | .0 | .2 | .1 | .0 | .2 | .3 | .2 | 10.8 |
| **5m/s** | 1.8 | 3.5 | 4.0 | 1.4 | .1 | .2 | .1 | .1 | .1 | .0 | .0 | .0 | .2 | .1 | .2 | .6 | 12.4 |
| **6m/s** | 2.8 | 3.9 | 2.0 | .7 | .0 | .0 | .1 | .0 | .0 | .0 | .1 | .0 | .0 | .0 | .2 | .4 | 10.2 |
| **7m/s** | 2.6 | 2.9 | 1.0 | .4 | .0 | .0 | .0 | .0 | .0 | .0 | .0 | .0 | .0 | .0 | .0 | .3 | 7.2 |
| **8m/s** | 2.0 | 2.0 | .4 | .0 | .0 | .0 | .0 | .0 | .0 | .0 | .0 | .0 | .0 | .0 | .1 | .2 | 4.9 |
| **10m/s** | .2 | .3 | .1 | .0 | .0 | .0 | .0 | .0 | .0 | .0 | .0 | .0 | .0 | .0 | .0 | .0 | .6 |
| **12m/s** | .0 | .0 | .0 | .0 | .0 | .0 | .0 | .0 | .0 | .0 | .0 | .0 | .0 | .0 | .0 | .0 | .1 |
| **14m/s** | .0 | .0 | .0 | .0 | .0 | .0 | .0 | .0 | .0 | .0 | .0 | .0 | .0 | .0 | .0 | .0 | .0 |
| **16m/s** | .0 | .0 | .0 | .0 | .0 | .0 | .0 | .0 | .0 | .0 | .0 | .0 | .0 | .0 | .0 | .0 | .0 |
| **18m/s** | .0 | .0 | .0 | .0 | .0 | .0 | .0 | .0 | .0 | .0 | .0 | .0 | .0 | .0 | .0 | .0 | .0 |
| **20m/s** | .0 | .0 | .0 | .0 | .0 | .0 | .0 | .0 | .0 | .0 | .0 | .0 | .0 | .0 | .0 | .0 | .0 |
| **25m/s** | .0 | .0 | .0 | .0 | .0 | .0 | .0 | .0 | .0 | .0 | .0 | .0 | .0 | .0 | .0 | .0 | .0 |
| **30m/s** | .0 | .0 | .0 | .0 | .0 | .0 | .0 | .0 | .0 | .0 | .0 | .0 | .0 | .0 | .0 | .0 | .0 |
| **35m/s** | .0 | .0 | .0 | .0 | .0 | .0 | .0 | .0 | .0 | .0 | .0 | .0 | .0 | .0 | .0 | .0 | .0 |
| **40m/s** | .0 | .0 | .0 | .0 | .0 | .0 | .0 | .0 | .0 | .0 | .0 | .0 | .0 | .0 | .0 | .0 | .0 |
| **100m/s** | | | | | | | | | | | | | | | | | |
| 合計 (%) | 19.6 | 20.5 | 17.5 | 13.6 | 2.9 | 1.5 | 1.4 | 1.0 | 3.1 | 5.1 | 4.4 | 1.7 | 1.3 | .8 | 1.7 | 2.9 | 98.8 |

[註**1**]: 風速介於 **1.0m/s~ 2.0m/s** 佔 **16.7%** 。主風向 **NNE** 佔 **20.5%** 。

[註**2**]: 風速平均值 **= 4.0m/s** , 風速最大值 **= 15.4m/s** , 其風向爲 **NNE**。

[註**3**]: 風速小於**5m/s** 佔 **64.7%**; 介於**5~10m/s** 佔 **34.6%** ; 風速大於**10m/s** 佔 **.7%**。

[註**4**]: 風向介於 **N~E** 佔 **62.3%**;**E~S** 佔 **6.8%** ;**S~W** 佔 **13.5%** ;**W~N** 佔 **16.2%**; 靜風佔 **1.2%** 。

[註**5**]: 資料每小時記錄一次 , 合計 **3028**筆 ( **81.4%**) , 檔名 : **W441KL10.1HY** 。

# 表6.1.20　歷年 2月 基隆港測站1風速及風向聯合分佈百分比 (%) 統計表

**2003年 2月 1日 0時 ~ 2007年 2月28日23時**

| 風向<br>風速 | N | NNE | NE | ENE | E | ESE | SE | SSE | S | SSW | SW | WSW | W | WNW | NW | NNW | 合計<br>(%) |
|---|---|---|---|---|---|---|---|---|---|---|---|---|---|---|---|---|---|
| **.3m/s** | 2.7 | .7 | 1.3 | .5 | .1 | .0 | .1 | .2 | .7 | 1.2 | 1.5 | .7 | .6 | .2 | .1 | .2 | 10.6 |
| **1m/s** | 2.9 | 2.1 | 2.5 | 2.0 | .6 | .2 | .3 | .5 | 1.5 | 2.6 | 2.8 | 1.5 | .4 | .1 | .3 | .2 | 20.6 |
| **2m/s** | 2.1 | 2.0 | 2.6 | 3.8 | .7 | .1 | .2 | .4 | 1.1 | 1.1 | 1.4 | .5 | .1 | .1 | .2 | .3 | 16.6 |
| **3m/s** | 2.0 | 2.5 | 2.0 | 2.8 | .6 | .3 | .2 | .2 | .5 | .4 | .2 | .3 | .1 | .1 | .3 | .6 | 13.0 |
| **4m/s** | 1.6 | 2.6 | 1.5 | 2.1 | .4 | .2 | .3 | .2 | .2 | .2 | .1 | .2 | .1 | .0 | .5 | .6 | 10.6 |
| **5m/s** | 1.8 | 2.4 | 1.9 | 1.2 | .2 | .3 | .2 | .1 | .2 | .1 | .1 | .1 | .0 | .1 | .2 | .4 | 9.1 |
| **6m/s** | 1.3 | 1.6 | 1.9 | .9 | .1 | .0 | .1 | .0 | .0 | .0 | .0 | .0 | .0 | .0 | .2 | .1 | 6.4 |
| **7m/s** | 2.0 | 1.3 | 1.9 | .5 | .0 | .1 | .0 | .0 | .0 | .0 | .0 | .0 | .0 | .0 | .0 | .1 | 6.0 |
| **8m/s** | 1.4 | 1.7 | .8 | .1 | .0 | .0 | .0 | .0 | .0 | .0 | .0 | .0 | .0 | .0 | .0 | .0 | 4.1 |
| **10m/s** | .6 | .1 | .0 | .0 | .0 | .0 | .0 | .0 | .0 | .0 | .0 | .0 | .0 | .0 | .0 | .0 | .7 |
| **12m/s** | .1 | .0 | .0 | .0 | .0 | .0 | .0 | .0 | .0 | .0 | .0 | .0 | .0 | .0 | .0 | .0 | .1 |
| **14m/s** | .0 | .0 | .0 | .0 | .0 | .0 | .0 | .0 | .0 | .0 | .0 | .0 | .0 | .0 | .0 | .0 | .0 |
| **16m/s** | .0 | .0 | .0 | .0 | .0 | .0 | .0 | .0 | .0 | .0 | .0 | .0 | .0 | .0 | .0 | .0 | .0 |
| **18m/s** | .0 | .0 | .0 | .0 | .0 | .0 | .0 | .0 | .0 | .0 | .0 | .0 | .0 | .0 | .0 | .0 | .0 |
| **20m/s** | .0 | .0 | .0 | .0 | .0 | .0 | .0 | .0 | .0 | .0 | .0 | .0 | .0 | .0 | .0 | .0 | .0 |
| **25m/s** | .0 | .0 | .0 | .0 | .0 | .0 | .0 | .0 | .0 | .0 | .0 | .0 | .0 | .0 | .0 | .0 | .0 |
| **30m/s** | .0 | .0 | .0 | .0 | .0 | .0 | .0 | .0 | .0 | .0 | .0 | .0 | .0 | .0 | .0 | .0 | .0 |
| **35m/s** | .0 | .0 | .0 | .0 | .0 | .0 | .0 | .0 | .0 | .0 | .0 | .0 | .0 | .0 | .0 | .0 | .0 |
| **40m/s** | .0 | .0 | .0 | .0 | .0 | .0 | .0 | .0 | .0 | .0 | .0 | .0 | .0 | .0 | .0 | .0 | .0 |
| **100m/s** | | | | | | | | | | | | | | | | | |
| 合計 (%) | 18.5 | 17.0 | 16.5 | 13.9 | 2.8 | 1.2 | 1.2 | 1.6 | 4.2 | 5.5 | 6.0 | 3.2 | 1.3 | .5 | 1.9 | 2.5 | 97.8 |

[註**1**]: 風速介於 **1.0m/s~ 2.0m/s** 佔 **20.6%** 。主風向 **N** 佔 **18.5%** 。

[註**2**]: 風速平均值 **= 3.5m/s** , 風速最大值 **= 12.7m/s** , 其風向爲 **N** 。

[註**3**]: 風速小於**5m/s** 佔 **73.6%**; 介於**5~10m/s** 佔 **25.6%** ; 風速大於**10m/s** 佔 **.8%**。

[註**4**]: 風向介於 **N~E** 佔 **60.0%**;**E~S** 佔 **7.5%** ;**S~W** 佔 **17.3%** ;**W~N** 佔 **13.0%**; 靜風佔 **2.2%** 。

[註**5**]: 資料每小時記錄一次 , 合計 **3292**筆 ( **97.3%**) , 檔名 : **W442KL10.1HY** 。

# 表6.1.21　歷年 3月 基隆港測站1風速及風向聯合分佈百分比 (%) 統計表

**2003年 3月 1日 0時 ~ 2007年 3月31日23時**

| 風向<br>風速 | N | NNE | NE | ENE | E | ESE | SE | SSE | S | SSW | SW | WSW | W | WNW | NW | NNW | 合計<br>(%) |
|---|---|---|---|---|---|---|---|---|---|---|---|---|---|---|---|---|---|
| **.3m/s** | 2.4 | .6 | 1.0 | .3 | .1 | .1 | .1 | .2 | .7 | 1.0 | 1.3 | .9 | .7 | .1 | .1 | .1 | 9.7 |
| **1m/s** | 2.7 | 1.7 | 2.3 | 1.2 | .3 | .2 | .2 | .6 | 1.7 | 2.4 | 2.4 | 1.3 | .7 | .2 | .4 | .2 | 18.6 |
| **2m/s** | 2.3 | 2.3 | 2.7 | 2.8 | .5 | .2 | .2 | .1 | 1.1 | 1.6 | 1.6 | .4 | .3 | .0 | .3 | .5 | 17.0 |
| **3m/s** | 2.4 | 3.1 | 2.2 | 2.1 | .9 | .1 | .1 | .2 | .4 | .7 | .6 | .2 | .1 | .1 | .3 | .4 | 13.8 |
| **4m/s** | 1.7 | 3.7 | 2.5 | 1.7 | .3 | .2 | .2 | .2 | .3 | .2 | .3 | .0 | .1 | .1 | .2 | .2 | 11.9 |
| **5m/s** | 1.1 | 3.0 | 2.7 | 1.2 | .1 | .1 | .2 | .3 | .3 | .1 | .1 | .1 | .0 | .0 | .2 | .2 | 9.6 |
| **6m/s** | 1.2 | 3.4 | 1.7 | .5 | .1 | .1 | .1 | .1 | .1 | .0 | .0 | .0 | .0 | .0 | .1 | .1 | 7.5 |
| **7m/s** | 1.2 | 2.2 | .7 | .1 | .0 | .1 | .1 | .1 | .0 | .0 | .0 | .0 | .0 | .0 | .0 | .0 | 4.4 |
| **8m/s** | 1.8 | 1.9 | .4 | .1 | .0 | .0 | .0 | .0 | .0 | .0 | .0 | .0 | .0 | .0 | .0 | .0 | 4.3 |
| **10m/s** | .6 | .4 | .0 | .0 | .0 | .0 | .0 | .0 | .0 | .0 | .0 | .0 | .0 | .0 | .0 | .0 | 1.0 |
| **12m/s** | .3 | .1 | .0 | .0 | .0 | .0 | .0 | .0 | .0 | .0 | .0 | .0 | .0 | .0 | .0 | .0 | .4 |
| **14m/s** | .0 | .0 | .0 | .0 | .0 | .0 | .0 | .0 | .0 | .0 | .0 | .0 | .0 | .0 | .0 | .0 | .0 |
| **16m/s** | .0 | .0 | .0 | .0 | .0 | .0 | .0 | .0 | .0 | .0 | .0 | .0 | .0 | .0 | .0 | .0 | .0 |
| **18m/s** | .0 | .0 | .0 | .0 | .0 | .0 | .0 | .0 | .0 | .0 | .0 | .0 | .0 | .0 | .0 | .0 | .0 |
| **20m/s** | .0 | .0 | .0 | .0 | .0 | .0 | .0 | .0 | .0 | .0 | .0 | .0 | .0 | .0 | .0 | .0 | .0 |
| **25m/s** | .0 | .0 | .0 | .0 | .0 | .0 | .0 | .0 | .0 | .0 | .0 | .0 | .0 | .0 | .0 | .0 | .0 |
| **30m/s** | .0 | .0 | .0 | .0 | .0 | .0 | .0 | .0 | .0 | .0 | .0 | .0 | .0 | .0 | .0 | .0 | .0 |
| **35m/s** | .0 | .0 | .0 | .0 | .0 | .0 | .0 | .0 | .0 | .0 | .0 | .0 | .0 | .0 | .0 | .0 | .0 |
| **40m/s** | .0 | .0 | .0 | .0 | .0 | .0 | .0 | .0 | .0 | .0 | .0 | .0 | .0 | .0 | .0 | .0 | .0 |
| **100m/s** | | | | | | | | | | | | | | | | | |
| 合計 (%) | 17.8 | 22.3 | 16.2 | 10.0 | 2.3 | 1.1 | 1.3 | 1.6 | 4.5 | 6.0 | 6.2 | 3.0 | 2.0 | .5 | 1.5 | 1.7 | 98.2 |

[註**1**]: 風速介於 **1.0m/s~ 2.0m/s** 佔 **18.6%** 。主風向 **NNE** 佔 **22.3%** 。

[註**2**]: 風速平均值 **= 3.7m/s** , 風速最大值 **= 13.9m/s** , 其風向爲 **N** 。

[註**3**]: 風速小於**5m/s** 佔 **72.8%**; 介於**5~10m/s** 佔 **25.8%** ; 風速大於**10m/s** 佔 **1.4%**。

[註**4**]: 風向介於 **N~E** 佔 **58.9%**;**E~S** 佔 **7.6%** ;**S~W** 佔 **18.4%** ;**W~N** 佔 **13.3%**; 靜風佔 **1.8%** 。

[註**5**]: 資料每小時記錄一次 , 合計 **3720**筆 **(100.0%)** , 檔名 : **W443KL10.1HY** 。

# 表6.1.22　歷年 4月 基隆港測站1風速及風向聯合分佈百分比 (%) 統計表

**2003年 4月 1日 0時 ~ 2007年 4月30日23時**

| 風向<br>風速 | N | NNE | NE | ENE | E | ESE | SE | SSE | S | SSW | SW | WSW | W | WNW | NW | NNW | 合計<br>(%) |
|---|---|---|---|---|---|---|---|---|---|---|---|---|---|---|---|---|---|
| **.3m/s** | 3.1 | .9 | 1.5 | .5 | .1 | .0 | .2 | .3 | .9 | 1.6 | 1.6 | .8 | .3 | .1 | .1 | .1 | 12.2 |
| **1m/s** | 3.5 | 2.8 | 3.9 | 1.9 | .7 | .2 | .3 | .9 | 2.4 | 3.7 | 2.8 | .9 | .6 | .1 | .3 | .3 | 25.3 |
| **2m/s** | 2.2 | 3.0 | 3.4 | 3.2 | .9 | .3 | .5 | .8 | 1.8 | 1.9 | 1.5 | .4 | .3 | .2 | .3 | .2 | 20.8 |
| **3m/s** | 1.4 | 2.6 | 3.1 | 2.8 | .5 | .2 | .3 | .2 | .7 | .5 | .5 | .2 | .1 | .2 | .1 | .2 | 13.4 |
| **4m/s** | 1.4 | 1.9 | 2.2 | 1.8 | .5 | .1 | .3 | .3 | .3 | .2 | .2 | .2 | .1 | .1 | .1 | .3 | 10.1 |
| **5m/s** | 1.2 | 1.8 | 1.6 | .6 | .3 | .2 | .3 | .2 | .2 | .0 | .1 | .1 | .1 | .0 | .1 | .2 | 6.9 |
| **6m/s** | 1.1 | 1.0 | 1.1 | .5 | .1 | .2 | .1 | .1 | .1 | .0 | .1 | .0 | .0 | .0 | .0 | .2 | 4.6 |
| **7m/s** | .5 | .9 | .5 | .3 | .0 | .0 | .2 | .2 | .0 | .0 | .0 | .0 | .0 | .0 | .0 | .0 | 2.6 |
| **8m/s** | .3 | .4 | .3 | .1 | .0 | .0 | .1 | .0 | .1 | .0 | .0 | .0 | .0 | .0 | .0 | .1 | 1.4 |
| **10m/s** | .2 | .1 | .0 | .0 | .0 | .0 | .0 | .0 | .0 | .0 | .0 | .0 | .0 | .0 | .0 | .1 | .3 |
| **12m/s** | .0 | .0 | .0 | .0 | .0 | .0 | .0 | .0 | .0 | .0 | .0 | .0 | .0 | .0 | .0 | .0 | .1 |
| **14m/s** | .0 | .0 | .0 | .0 | .0 | .0 | .0 | .0 | .0 | .0 | .0 | .0 | .0 | .0 | .0 | .0 | .0 |
| **16m/s** | .0 | .0 | .0 | .0 | .0 | .0 | .0 | .0 | .0 | .0 | .0 | .0 | .0 | .0 | .0 | .0 | .0 |
| **18m/s** | .0 | .0 | .0 | .0 | .0 | .0 | .0 | .0 | .0 | .0 | .0 | .0 | .0 | .0 | .0 | .0 | .0 |
| **20m/s** | .0 | .0 | .0 | .0 | .0 | .0 | .0 | .0 | .0 | .0 | .0 | .0 | .0 | .0 | .0 | .0 | .0 |
| **25m/s** | .0 | .0 | .0 | .0 | .0 | .0 | .0 | .0 | .0 | .0 | .0 | .0 | .0 | .0 | .0 | .0 | .0 |
| **30m/s** | .0 | .0 | .0 | .0 | .0 | .0 | .0 | .0 | .0 | .0 | .0 | .0 | .0 | .0 | .0 | .0 | .0 |
| **35m/s** | .0 | .0 | .0 | .0 | .0 | .0 | .0 | .0 | .0 | .0 | .0 | .0 | .0 | .0 | .0 | .0 | .0 |
| **40m/s** | .0 | .0 | .0 | .0 | .0 | .0 | .0 | .0 | .0 | .0 | .0 | .0 | .0 | .0 | .0 | .0 | .0 |
| **100m/s** | | | | | | | | | | | | | | | | | |
| 合計 (%) | 14.9 | 15.4 | 17.6 | 11.8 | 3.0 | 1.3 | 2.3 | 3.0 | 6.5 | 7.9 | 6.9 | 2.5 | 1.6 | .7 | 1.0 | 1.6 | 97.8 |

[註1]: 風速介於 **1.0m/s~ 2.0m/s** 佔 **25.3%** 。主風向 **NE** 佔 **17.6%** 。

[註2]: 風速平均值 = **2.9m/s** , 風速最大值 = **13.4m/s** , 其風向爲 **N** 。

[註3]: 風速小於**5m/s** 佔 **84.1%**; 介於**5~10m/s** 佔 **15.5%** ; 風速大於**10m/s** 佔 **.4%**。

[註4]: 風向介於 **N~E** 佔 **54.5%**;**E~S** 佔 **11.4%** ;**S~W** 佔 **21.4%** ;**W~N** 佔 **10.5%**; 靜風佔 **2.2%** 。

[註5]: 資料每小時記錄一次 , 合計 **3600**筆 **(100.0%)** , 檔名 : **W444KL10.1HY** 。

# 表6.1.23　歷年 5月 基隆港測站1風速及風向聯合分佈百分比 (%) 統計表

**2003年 5月 1日 0時 ~ 2007年 5月31日23時**

| 風向<br>風速 | N | NNE | NE | ENE | E | ESE | SE | SSE | S | SSW | SW | WSW | W | WNW | NW | NNW | 合計<br>(%) |
|---|---|---|---|---|---|---|---|---|---|---|---|---|---|---|---|---|---|
| **.3m/s** | 4.5 | 1.2 | 1.4 | .8 | .2 | .1 | .2 | .3 | 1.1 | 2.0 | 2.0 | 1.2 | .9 | .2 | .1 | .2 | 16.4 |
| **1m/s** | 4.4 | 3.0 | 4.3 | 2.0 | 1.0 | .3 | .3 | .8 | 3.0 | 4.4 | 3.8 | 1.5 | .7 | .3 | .3 | .5 | 30.4 |
| **2m/s** | 2.5 | 3.0 | 4.4 | 2.4 | .8 | .3 | .3 | .4 | 1.6 | 2.1 | 2.2 | .8 | .4 | .2 | .4 | .3 | 22.3 |
| **3m/s** | 1.0 | 1.9 | 2.6 | 2.0 | .8 | .5 | .3 | .2 | .2 | .7 | .7 | .4 | .2 | .1 | .2 | .3 | 12.2 |
| **4m/s** | .8 | 1.1 | 1.6 | 1.2 | .3 | .5 | .4 | .2 | .1 | .2 | .2 | .3 | .1 | .0 | .0 | .1 | 7.3 |
| **5m/s** | .6 | .8 | 1.6 | .4 | .2 | .3 | .2 | .2 | .1 | .1 | .1 | .1 | .0 | .1 | .0 | .1 | 4.7 |
| **6m/s** | .1 | .8 | .8 | .0 | .1 | .3 | .1 | .1 | .0 | .0 | .0 | .1 | .0 | .0 | .0 | .1 | 2.6 |
| **7m/s** | .1 | .5 | .2 | .1 | .0 | .0 | .0 | .0 | .0 | .0 | .0 | .0 | .0 | .0 | .0 | .0 | .9 |
| **8m/s** | .3 | .3 | .1 | .1 | .0 | .0 | .0 | .0 | .0 | .0 | .0 | .0 | .0 | .0 | .0 | .0 | .8 |
| **10m/s** | .0 | .0 | .0 | .0 | .0 | .0 | .0 | .0 | .0 | .0 | .0 | .0 | .0 | .0 | .0 | .0 | .1 |
| **12m/s** | .0 | .0 | .0 | .0 | .0 | .0 | .0 | .0 | .0 | .0 | .0 | .0 | .0 | .0 | .0 | .0 | .0 |
| **14m/s** | .0 | .0 | .0 | .0 | .0 | .0 | .0 | .0 | .0 | .0 | .0 | .0 | .0 | .0 | .0 | .0 | .0 |
| **16m/s** | .0 | .0 | .0 | .0 | .0 | .0 | .0 | .0 | .0 | .0 | .0 | .0 | .0 | .0 | .0 | .0 | .0 |
| **18m/s** | .0 | .0 | .0 | .0 | .0 | .0 | .0 | .0 | .0 | .0 | .0 | .0 | .0 | .0 | .0 | .0 | .0 |
| **20m/s** | .0 | .0 | .0 | .0 | .0 | .0 | .0 | .0 | .0 | .0 | .0 | .0 | .0 | .0 | .0 | .0 | .0 |
| **25m/s** | .0 | .0 | .0 | .0 | .0 | .0 | .0 | .0 | .0 | .0 | .0 | .0 | .0 | .0 | .0 | .0 | .0 |
| **30m/s** | .0 | .0 | .0 | .0 | .0 | .0 | .0 | .0 | .0 | .0 | .0 | .0 | .0 | .0 | .0 | .0 | .0 |
| **35m/s** | .0 | .0 | .0 | .0 | .0 | .0 | .0 | .0 | .0 | .0 | .0 | .0 | .0 | .0 | .0 | .0 | .0 |
| **40m/s** | .0 | .0 | .0 | .0 | .0 | .0 | .0 | .0 | .0 | .0 | .0 | .0 | .0 | .0 | .0 | .0 | .0 |
| **100m/s** | | | | | | | | | | | | | | | | | |
| 合計 (%) | 14.3 | 12.6 | 16.9 | 9.0 | 3.5 | 2.4 | 1.7 | 2.2 | 6.2 | 9.5 | 9.0 | 4.4 | 2.2 | .9 | 1.1 | 1.7 | 97.6 |

[註1]: 風速介於 **1.0m/s~ 2.0m/s** 佔 **30.4%** 。主風向 **NE** 佔 **16.9%** 。

[註2]: 風速平均值 = **2.4m/s** , 風速最大值 = **12.3m/s** , 其風向爲 **NNW**。

[註3]: 風速小於**5m/s** 佔 **90.9%**; 介於**5~10m/s** 佔 **9.0%** ; 風速大於**10m/s** 佔 **.1%**。

[註4]: 風向介於 **N~E** 佔 **48.2%**;**E~S** 佔 **11.3%** ;**S~W** 佔 **27.1%** ;**W~N** 佔 **11.0%**; 靜風佔 **2.4%** 。

[註5]: 資料每小時記錄一次 , 合計 **3720**筆 **(100.0%)** , 檔名 : **W445KL10.1HY** 。

# 表6.1.24　歷年 6月 基隆港測站1風速及風向聯合分佈百分比 (%) 統計表

**2002年 6月24日16時 ~ 2007年 6月30日23時**

| 風向<br>風速 | N | NNE | NE | ENE | E | ESE | SE | SSE | S | SSW | SW | WSW | W | WNW | NW | NNW | 合計<br>(%) |
|---|---|---|---|---|---|---|---|---|---|---|---|---|---|---|---|---|---|
| **.3m/s** | 5.4 | 1.2 | 1.4 | .8 | .3 | .2 | .2 | .6 | 2.5 | 1.6 | 2.4 | 1.8 | .9 | .5 | .4 | .4 | 20.6 |
| **1m/s** | 4.8 | 2.7 | 4.7 | 1.7 | .9 | .4 | .4 | .8 | 4.0 | 4.1 | 5.0 | 2.2 | 1.1 | .4 | .5 | .7 | 34.5 |
| **2m/s** | 2.6 | 3.3 | 4.3 | 1.5 | 1.1 | .3 | .3 | .3 | 1.9 | 2.5 | 2.1 | .7 | .3 | .2 | .5 | .4 | 22.2 |
| **3m/s** | 1.3 | 1.8 | 3.0 | 1.2 | .5 | .3 | .1 | .3 | .4 | .5 | .6 | .4 | .2 | .1 | .3 | .3 | 11.1 |
| **4m/s** | .4 | .8 | 1.5 | .6 | .1 | .3 | .1 | .0 | .2 | .1 | .3 | .2 | .1 | .1 | .0 | .1 | 4.7 |
| **5m/s** | .2 | .2 | .9 | .4 | .3 | .1 | .1 | .1 | .0 | .1 | .0 | .1 | .0 | .0 | .0 | .1 | 2.5 |
| **6m/s** | .1 | .1 | .4 | .3 | .0 | .0 | .1 | .0 | .0 | .0 | .0 | .0 | .0 | .0 | .0 | .1 | 1.3 |
| **7m/s** | .1 | .0 | .1 | .0 | .0 | .0 | .1 | .0 | .0 | .0 | .0 | .0 | .0 | .0 | .0 | .0 | .4 |
| **8m/s** | .0 | .0 | .0 | .1 | .0 | .0 | .0 | .0 | .0 | .0 | .0 | .0 | .0 | .0 | .0 | .0 | .1 |
| **10m/s** | .0 | .0 | .0 | .0 | .0 | .0 | .0 | .0 | .0 | .0 | .0 | .0 | .0 | .0 | .0 | .0 | .0 |
| **12m/s** | .0 | .0 | .0 | .0 | .0 | .0 | .0 | .0 | .0 | .0 | .0 | .0 | .0 | .0 | .0 | .0 | .0 |
| **14m/s** | .0 | .0 | .0 | .0 | .0 | .0 | .0 | .0 | .0 | .0 | .0 | .0 | .0 | .0 | .0 | .0 | .0 |
| **16m/s** | .0 | .0 | .0 | .0 | .0 | .0 | .0 | .0 | .0 | .0 | .0 | .0 | .0 | .0 | .0 | .0 | .0 |
| **18m/s** | .0 | .0 | .0 | .0 | .0 | .0 | .0 | .0 | .0 | .0 | .0 | .0 | .0 | .0 | .0 | .0 | .0 |
| **20m/s** | .0 | .0 | .0 | .0 | .0 | .0 | .0 | .0 | .0 | .0 | .0 | .0 | .0 | .0 | .0 | .0 | .0 |
| **25m/s** | .0 | .0 | .0 | .0 | .0 | .0 | .0 | .0 | .0 | .0 | .0 | .0 | .0 | .0 | .0 | .0 | .0 |
| **30m/s** | .0 | .0 | .0 | .0 | .0 | .0 | .0 | .0 | .0 | .0 | .0 | .0 | .0 | .0 | .0 | .0 | .0 |
| **35m/s** | .0 | .0 | .0 | .0 | .0 | .0 | .0 | .0 | .0 | .0 | .0 | .0 | .0 | .0 | .0 | .0 | .0 |
| **40m/s** | .0 | .0 | .0 | .0 | .0 | .0 | .0 | .0 | .0 | .0 | .0 | .0 | .0 | .0 | .0 | .0 | .0 |
| **100m/s** | | | | | | | | | | | | | | | | | |
| 合計 (%) | 14.8 | 10.1 | 16.4 | 6.5 | 3.1 | 1.5 | 1.4 | 2.2 | 9.1 | 8.9 | 10.4 | 5.4 | 2.6 | 1.4 | 1.7 | 2.0 | 97.6 |

[註**1**]: 風速介於 **1.0m/s~ 2.0m/s** 佔 **34.5%** 。主風向 **NE** 佔 **16.4%** 。

[註**2**]: 風速平均值 **= 2.1m/s** , 風速最大值 **= 10.9m/s** , 其風向爲 **NE** 。

[註**3**]: 風速小於**5m/s** 佔 **95.7%**; 介於**5~10m/s** 佔 **4.3%** ; 風速大於**10m/s** 佔 **.0%**。

[註**4**]: 風向介於 **N~E** 佔 **42.4%**;**E~S** 佔 **11.1%** ;**S~W** 佔 **30.8%** ;**W~N** 佔 **13.3%**; 靜風佔 **2.4%** 。

[註**5**]: 資料每小時記錄一次 , 合計 **3686**筆 ( **85.3%**) , 檔名 : **W446KL10.1HY** 。

# 表6.1.25　歷年 7月 基隆港測站1風速及風向聯合分佈百分比 (%) 統計表

**2002年 7月 1日 0時 ~ 2007年 7月31日23時**

| 風向<br>風速 | N | NNE | NE | ENE | E | ESE | SE | SSE | S | SSW | SW | WSW | W | WNW | NW | NNW | 合計<br>(%) |
|---|---|---|---|---|---|---|---|---|---|---|---|---|---|---|---|---|---|
| **.3m/s** | 2.4 | .7 | .9 | .2 | .4 | .2 | .2 | .6 | 1.9 | 2.1 | 1.8 | .6 | .6 | .4 | .5 | .2 | 13.7 |
| **1m/s** | 2.7 | 1.8 | 2.8 | .7 | .8 | .5 | .8 | 1.5 | 4.5 | 4.3 | 4.8 | 1.7 | .8 | .6 | .8 | .8 | 29.9 |
| **2m/s** | 1.9 | 2.6 | 3.8 | .7 | .9 | .6 | .7 | .6 | 2.3 | 2.9 | 3.1 | .9 | .6 | .4 | .6 | .6 | 23.0 |
| **3m/s** | 1.2 | 1.5 | 2.0 | .4 | .6 | .5 | .4 | .5 | .7 | .9 | 1.4 | .8 | .4 | .3 | .5 | .5 | 12.6 |
| **4m/s** | .3 | .9 | .9 | .2 | .7 | .3 | .7 | .3 | .2 | .4 | .5 | .1 | .2 | .1 | .3 | .2 | 6.4 |
| **5m/s** | .1 | .3 | .3 | .1 | .6 | .5 | .5 | .4 | .3 | .2 | .3 | .1 | .1 | .0 | .1 | .2 | 4.3 |
| **6m/s** | .1 | .1 | .1 | .0 | .3 | .5 | .5 | .3 | .1 | .0 | .1 | .0 | .0 | .0 | .1 | .1 | 2.5 |
| **7m/s** | .0 | .2 | .0 | .2 | .1 | .4 | .6 | .2 | .1 | .0 | .0 | .0 | .0 | .0 | .0 | .0 | 1.9 |
| **8m/s** | .1 | .2 | .0 | .2 | .1 | .1 | .7 | .3 | .1 | .0 | .0 | .0 | .0 | .0 | .0 | .1 | 2.0 |
| **10m/s** | .0 | .2 | .0 | .0 | .0 | .0 | .2 | .2 | .1 | .0 | .0 | .0 | .0 | .0 | .1 | .1 | 1.2 |
| **12m/s** | .0 | .1 | .0 | .0 | .0 | .1 | .0 | .0 | .0 | .0 | .0 | .0 | .0 | .0 | .0 | .0 | .3 |
| **14m/s** | .0 | .1 | .0 | .0 | .0 | .0 | .0 | .1 | .0 | .0 | .0 | .0 | .0 | .0 | .0 | .0 | .3 |
| **16m/s** | .0 | .0 | .0 | .0 | .0 | .0 | .0 | .0 | .0 | .0 | .0 | .0 | .0 | .0 | .0 | .0 | .1 |
| **18m/s** | .0 | .0 | .0 | .0 | .0 | .0 | .0 | .0 | .0 | .0 | .0 | .0 | .0 | .0 | .0 | .0 | .1 |
| **20m/s** | .0 | .0 | .0 | .0 | .0 | .0 | .0 | .0 | .0 | .0 | .0 | .0 | .0 | .0 | .0 | .0 | .0 |
| **25m/s** | .0 | .0 | .0 | .0 | .0 | .0 | .0 | .0 | .0 | .0 | .0 | .0 | .0 | .0 | .0 | .0 | .0 |
| **30m/s** | .0 | .0 | .0 | .0 | .0 | .0 | .0 | .0 | .0 | .0 | .0 | .0 | .0 | .0 | .0 | .0 | .0 |
| **35m/s** | .0 | .0 | .0 | .0 | .0 | .0 | .0 | .0 | .0 | .0 | .0 | .0 | .0 | .0 | .0 | .0 | .0 |
| **40m/s** | .0 | .0 | .0 | .0 | .0 | .0 | .0 | .0 | .0 | .0 | .0 | .0 | .0 | .0 | .0 | .0 | .0 |
| **100m/s** | | | | | | | | | | | | | | | | | |
| 合計 (%) | 8.9 | 8.8 | 11.1 | 2.9 | 4.6 | 3.8 | 5.3 | 5.0 | 10.2 | 10.9 | 12.1 | 4.2 | 2.8 | 1.8 | 3.0 | 3.0 | 98.3 |

[註1]: 風速介於 **1.0m/s~ 2.0m/s** 佔 **29.9%** 。主風向 **SW** 佔 **12.1%** 。

[註2]: 風速平均值 = **2.8m/s** , 風速最大值 = **20.1m/s** , 其風向爲 **NE** 。

[註3]: 風速小於**5m/s** 佔 **87.3%**; 介於**5~10m/s** 佔 **10.7%** ; 風速大於**10m/s** 佔 **2.0%**。

[註4]: 風向介於 **N~E** 佔 **29.4%**;**E~S** 佔 **21.4%** ;**S~W** 佔 **33.9%** ;**W~N** 佔 **13.6%**; 靜風佔 **1.7%** 。

[註5]: 資料每小時記錄一次 , 合計 **4422**筆 ( **99.1%**) , 檔名 : **W447KL10.1HY** 。

# 表6.1.26　歷年 8月 基隆港測站1風速及風向聯合分佈百分比 (%) 統計表

**2002年 8月 1日 0時 ~ 2007年 8月31日23時**

| 風向<br>風速 | N | NNE | NE | ENE | E | ESE | SE | SSE | S | SSW | SW | WSW | W | WNW | NW | NNW | 合計<br>(%) |
|---|---|---|---|---|---|---|---|---|---|---|---|---|---|---|---|---|---|
| **.3m/s** | 1.3 | .5 | 1.0 | .3 | .7 | .4 | .4 | .3 | 1.6 | 1.5 | 1.1 | .8 | .7 | .2 | .2 | .2 | 11.2 |
| **1m/s** | 2.5 | 1.4 | 2.7 | 1.1 | 1.3 | .8 | .7 | 1.3 | 3.7 | 3.9 | 4.6 | 1.8 | .8 | .4 | .6 | .5 | 28.0 |
| **2m/s** | 2.0 | 2.0 | 3.7 | 1.2 | 1.5 | .6 | .4 | .7 | 1.9 | 2.5 | 3.0 | .9 | .4 | .2 | .2 | .5 | 21.9 |
| **3m/s** | .9 | 1.3 | 2.1 | .8 | 1.6 | .9 | .9 | .4 | .7 | .5 | 1.0 | .4 | .2 | .1 | .2 | .3 | 12.5 |
| **4m/s** | .6 | .6 | 1.1 | .6 | 1.6 | 1.5 | .8 | .6 | .4 | .1 | .4 | .3 | .1 | .2 | .2 | .1 | 9.0 |
| **5m/s** | .3 | .2 | .4 | .2 | .7 | 1.0 | .8 | .2 | .3 | .2 | .1 | .0 | .0 | .0 | .1 | .2 | 4.6 |
| **6m/s** | .2 | .1 | .2 | .2 | .5 | 1.2 | .6 | .4 | .3 | .0 | .1 | .0 | .0 | .0 | .0 | .2 | 4.2 |
| **7m/s** | .1 | .0 | .0 | .2 | .2 | .6 | .3 | .4 | .2 | .0 | .1 | .0 | .0 | .0 | .0 | .1 | 2.4 |
| **8m/s** | .3 | .0 | .0 | .2 | .3 | .3 | .4 | .2 | .1 | .0 | .0 | .0 | .0 | .0 | .1 | .1 | 2.2 |
| **10m/s** | .1 | .0 | .0 | .0 | .0 | .1 | .2 | .2 | .1 | .0 | .0 | .0 | .0 | .0 | .2 | .0 | 1.1 |
| **12m/s** | .2 | .0 | .0 | .0 | .0 | .2 | .1 | .1 | .0 | .0 | .0 | .0 | .0 | .0 | .2 | .2 | 1.1 |
| **14m/s** | .0 | .0 | .0 | .0 | .0 | .1 | .0 | .0 | .0 | .0 | .0 | .0 | .0 | .0 | .2 | .0 | .4 |
| **16m/s** | .0 | .0 | .0 | .0 | .0 | .0 | .0 | .0 | .0 | .0 | .0 | .0 | .0 | .0 | .0 | .0 | .1 |
| **18m/s** | .0 | .0 | .0 | .0 | .0 | .0 | .0 | .0 | .0 | .0 | .0 | .0 | .0 | .0 | .0 | .0 | .1 |
| **20m/s** | .0 | .0 | .0 | .0 | .0 | .0 | .0 | .0 | .0 | .0 | .0 | .0 | .0 | .0 | .0 | .0 | .0 |
| **25m/s** | .0 | .0 | .0 | .0 | .0 | .0 | .0 | .0 | .0 | .0 | .0 | .0 | .0 | .0 | .0 | .0 | .0 |
| **30m/s** | .0 | .0 | .0 | .0 | .0 | .0 | .0 | .0 | .0 | .0 | .0 | .0 | .0 | .0 | .0 | .0 | .0 |
| **35m/s** | .0 | .0 | .0 | .0 | .0 | .0 | .0 | .0 | .0 | .0 | .0 | .0 | .0 | .0 | .0 | .0 | .0 |
| **40m/s** | .0 | .0 | .0 | .0 | .0 | .0 | .0 | .0 | .0 | .0 | .0 | .0 | .0 | .0 | .0 | .0 | .0 |
| **100m/s** | | | | | | | | | | | | | | | | | |
| 合計 (%) | 8.7 | 6.2 | 11.2 | 4.8 | 8.5 | 7.6 | 5.8 | 4.9 | 9.3 | 8.8 | 10.6 | 4.3 | 2.4 | 1.1 | 2.2 | 2.6 | 98.9 |

[註**1**]: 風速介於 **1.0m/s~ 2.0m/s** 佔 **28.0%** 。主風向 **NE** 佔 **11.2%** 。

[註**2**]: 風速平均值 **= 3.1m/s** , 風速最大值 **= 20.1m/s** , 其風向爲 **N** 。

[註**3**]: 風速小於**5m/s** 佔 **83.8%**; 介於**5~10m/s** 佔 **13.5%** ; 風速大於**10m/s** 佔 **2.8%**。

[註**4**]: 風向介於 **N~E** 佔 **30.9%**;**E~S** 佔 **27.3%** ;**S~W** 佔 **29.7%** ;**W~N** 佔 **10.9%**; 靜風佔 **1.1%** 。

[註**5**]: 資料每小時記錄一次 , 合計 **4464**筆 **(100.0%)** , 檔名 : **W448KL10.1HY** 。

# 表6.1.27　歷年 9月 基隆港測站1風速及風向聯合分佈百分比 (%) 統計表

**2002年 9月 1日 0時 ~ 2007年 9月30日23時**

| 風向<br>風速 | N | NNE | NE | ENE | E | ESE | SE | SSE | S | SSW | SW | WSW | W | WNW | NW | NNW | 合計<br>(%) |
|---|---|---|---|---|---|---|---|---|---|---|---|---|---|---|---|---|---|
| **.3m/s** | 2.0 | .4 | .8 | .6 | .4 | .2 | .3 | .6 | 1.0 | .6 | .8 | .5 | .3 | .0 | .3 | .1 | 8.9 |
| **1m/s** | 2.5 | 1.1 | 2.5 | 2.0 | 2.3 | 1.3 | .8 | .8 | 2.4 | 2.0 | 2.4 | 1.0 | .4 | .2 | .3 | .3 | 22.4 |
| **2m/s** | 1.5 | 1.0 | 3.1 | 2.8 | 2.4 | 1.2 | .8 | .4 | .8 | 1.1 | 1.1 | .7 | .5 | .2 | .3 | .4 | 18.3 |
| **3m/s** | .8 | 1.1 | 3.5 | 2.2 | 2.3 | 1.2 | .8 | .5 | .3 | .3 | .4 | .5 | .3 | .0 | .5 | .5 | 15.2 |
| **4m/s** | .7 | 1.4 | 3.4 | 1.2 | 1.6 | .9 | .8 | .5 | .2 | .2 | .2 | .2 | .3 | .2 | .3 | .3 | 12.3 |
| **5m/s** | .5 | 1.6 | 2.0 | .5 | .9 | .9 | .5 | .2 | .2 | .1 | .1 | .1 | .2 | .0 | .1 | .2 | 8.2 |
| **6m/s** | .9 | .7 | 1.0 | .5 | .3 | .5 | .2 | .2 | .1 | .0 | .1 | .1 | .2 | .0 | .3 | .2 | 5.1 |
| **7m/s** | .4 | .6 | .3 | .3 | .1 | .2 | .2 | .1 | .0 | .0 | .1 | .0 | .0 | .1 | .1 | .3 | 2.9 |
| **8m/s** | .7 | .6 | .1 | .1 | .2 | .0 | .1 | .1 | .0 | .0 | .1 | .0 | .1 | .1 | .3 | .3 | 2.9 |
| **10m/s** | .9 | .3 | .1 | .1 | .1 | .1 | .0 | .0 | .0 | .0 | .0 | .0 | .0 | .0 | .1 | .3 | 1.9 |
| **12m/s** | .3 | .1 | .0 | .1 | .0 | .0 | .0 | .0 | .0 | .0 | .0 | .0 | .0 | .0 | .0 | .0 | .7 |
| **14m/s** | .0 | .0 | .0 | .0 | .0 | .0 | .0 | .0 | .0 | .0 | .0 | .0 | .0 | .0 | .0 | .0 | .1 |
| **16m/s** | .0 | .0 | .0 | .0 | .0 | .0 | .0 | .0 | .0 | .0 | .0 | .0 | .0 | .0 | .0 | .0 | .1 |
| **18m/s** | .0 | .0 | .0 | .0 | .0 | .0 | .0 | .0 | .0 | .0 | .0 | .0 | .0 | .0 | .0 | .0 | .0 |
| **20m/s** | .0 | .0 | .0 | .1 | .0 | .0 | .0 | .0 | .0 | .0 | .0 | .0 | .0 | .0 | .0 | .0 | .1 |
| **25m/s** | .0 | .0 | .0 | .0 | .0 | .0 | .0 | .0 | .0 | .0 | .0 | .0 | .0 | .0 | .0 | .0 | .0 |
| **30m/s** | .0 | .0 | .0 | .0 | .0 | .0 | .0 | .0 | .0 | .0 | .0 | .0 | .0 | .0 | .0 | .0 | .0 |
| **35m/s** | .0 | .0 | .0 | .0 | .0 | .0 | .0 | .0 | .0 | .0 | .0 | .0 | .0 | .0 | .0 | .0 | .0 |
| **40m/s** | .0 | .0 | .0 | .0 | .0 | .0 | .0 | .0 | .0 | .0 | .0 | .0 | .0 | .0 | .0 | .0 | .0 |
| **100m/s** | | | | | | | | | | | | | | | | | |
| 合計 (%) | 11.1 | 8.8 | 16.9 | 10.4 | 10.6 | 6.7 | 4.5 | 3.4 | 5.0 | 4.4 | 5.3 | 3.2 | 2.4 | .9 | 2.7 | 2.9 | 99.0 |

[註1]: 風速介於 **1.0m/s~ 2.0m/s** 佔 **22.4%** 。主風向 **NE** 佔 **16.9%** 。

[註2]: 風速平均值 = **3.5m/s** , 風速最大值 = **26.1m/s** , 其風向爲 **ENE**。

[註3]: 風速小於**5m/s** 佔 **78.0%**; 介於**5~10m/s** 佔 **19.1%** ; 風速大於**10m/s** 佔 **3.0%**。

[註4]: 風向介於 **N~E** 佔 **47.4%**;**E~S** 佔 **22.2%** ;**S~W** 佔 **16.6%** ;**W~N** 佔 **12.9%**; 靜風佔 **1.0%** 。

[註5]: 資料每小時記錄一次 , 合計 **4289**筆 ( **99.3%**) , 檔名 : **W449KL10.1HY** 。

# 表6.1.28　歷年 10月 基隆港測站1風速及風向聯合分佈百分比 (%) 統計表

**2002年10月 1日 0時 ~ 2007年10月29日12時**

| 風向<br>風速 | N | NNE | NE | ENE | E | ESE | SE | SSE | S | SSW | SW | WSW | W | WNW | NW | NNW | 合計<br>(%) |
|---|---|---|---|---|---|---|---|---|---|---|---|---|---|---|---|---|---|
| **.3m/s** | 1.7 | .4 | .6 | .6 | .7 | .2 | .2 | .2 | .7 | .5 | .5 | .3 | .1 | .0 | .1 | .1 | 7.0 |
| **1m/s** | 1.7 | 1.0 | 2.0 | 2.2 | 2.5 | .5 | .4 | .2 | 1.2 | .9 | .7 | .2 | .1 | .2 | .3 | .1 | 14.2 |
| **2m/s** | 1.0 | 1.4 | 3.0 | 2.6 | 2.9 | .6 | .3 | .2 | .5 | .5 | .3 | .1 | .0 | .0 | .0 | .2 | 13.8 |
| **3m/s** | 1.1 | 2.2 | 3.7 | 1.8 | 1.9 | 1.1 | .3 | .2 | .5 | .3 | .0 | .0 | .0 | .0 | .1 | .2 | 13.5 |
| **4m/s** | 1.6 | 3.2 | 4.2 | 1.3 | 1.8 | .7 | .4 | .2 | .3 | .4 | .1 | .1 | .0 | .0 | .1 | .3 | 14.5 |
| **5m/s** | 1.7 | 3.7 | 4.0 | .7 | 1.2 | .5 | .3 | .1 | .1 | .1 | .0 | .0 | .0 | .0 | .1 | .2 | 12.8 |
| **6m/s** | 2.2 | 3.0 | 3.1 | .4 | .4 | .1 | .1 | .1 | .0 | .0 | .0 | .0 | .0 | .0 | .1 | .1 | 9.7 |
| **7m/s** | 1.8 | 2.3 | 1.5 | .3 | .0 | .0 | .0 | .0 | .0 | .0 | .0 | .0 | .0 | .0 | .1 | .1 | 6.1 |
| **8m/s** | 1.6 | 2.0 | 1.0 | .1 | .0 | .0 | .1 | .0 | .0 | .0 | .0 | .0 | .0 | .0 | .2 | .1 | 5.0 |
| **10m/s** | .7 | .4 | .1 | .0 | .0 | .0 | .1 | .0 | .0 | .0 | .0 | .0 | .0 | .0 | .0 | .0 | 1.6 |
| **12m/s** | .3 | .0 | .0 | .0 | .1 | .0 | .0 | .0 | .0 | .0 | .0 | .0 | .0 | .0 | .0 | .0 | .5 |
| **14m/s** | .1 | .0 | .0 | .0 | .0 | .0 | .0 | .0 | .0 | .0 | .0 | .0 | .0 | .0 | .0 | .0 | .2 |
| **16m/s** | .1 | .0 | .0 | .0 | .0 | .0 | .0 | .0 | .0 | .0 | .0 | .0 | .0 | .0 | .0 | .0 | .1 |
| **18m/s** | .0 | .0 | .0 | .0 | .0 | .0 | .0 | .0 | .0 | .0 | .0 | .0 | .0 | .0 | .0 | .0 | .0 |
| **20m/s** | .0 | .0 | .0 | .0 | .0 | .0 | .0 | .0 | .0 | .0 | .0 | .0 | .0 | .0 | .0 | .0 | .1 |
| **25m/s** | .0 | .0 | .0 | .0 | .0 | .0 | .0 | .0 | .0 | .0 | .0 | .0 | .0 | .0 | .0 | .0 | .0 |
| **30m/s** | .0 | .0 | .0 | .0 | .0 | .0 | .0 | .0 | .0 | .0 | .0 | .0 | .0 | .0 | .0 | .0 | .0 |
| **35m/s** | .0 | .0 | .0 | .0 | .0 | .0 | .0 | .0 | .0 | .0 | .0 | .0 | .0 | .0 | .0 | .0 | .0 |
| **40m/s** | .0 | .0 | .0 | .0 | .0 | .0 | .0 | .0 | .0 | .0 | .0 | .0 | .0 | .0 | .0 | .0 | .0 |
| **100m/s** | | | | | | | | | | | | | | | | | |
| 合計 (%) | 15.6 | 19.7 | 23.3 | 10.1 | 11.5 | 3.8 | 2.3 | 1.2 | 3.5 | 2.7 | 1.7 | .7 | .3 | .4 | 1.1 | 1.2 | 99.2 |

[註**1**]: 風速介於 **4.0m/s~ 5.0m/s** 佔 **14.5%** 。主風向 **NE** 佔 **23.3%** 。

[註**2**]: 風速平均值 **= 4.3m/s** , 風速最大值 **= 26.9m/s** , 其風向爲 **N** 。

[註**3**]: 風速小於**5m/s** 佔 **63.9%**; 介於**5~10m/s** 佔 **33.5%** ; 風速大於**10m/s** 佔 **2.6%**。

[註**4**]: 風向介於 **N~E** 佔 **68.2%**;**E~S** 佔 **14.8%** ;**S~W** 佔 **7.1%** ;**W~N** 佔 **9.1%**; 靜風佔 **.8%** 。

[註**5**]: 資料每小時記錄一次 , 合計 **4379**筆 ( **98.1%**) , 檔名 : **W44AKL10.1HY** 。

# 表6.1.29　歷年 11月 基隆港測站1風速及風向聯合分佈百分比 (%) 統計表

**2002年11月 1日 0時 ~ 2007年11月30日23時**

| 風向<br>風速 | N | NNE | NE | ENE | E | ESE | SE | SSE | S | SSW | SW | WSW | W | WNW | NW | NNW | 合計<br>(%) |
|---|---|---|---|---|---|---|---|---|---|---|---|---|---|---|---|---|---|
| **.3m/s** | 1.9 | .7 | .9 | .2 | .4 | .1 | .1 | .1 | .7 | .6 | .7 | .3 | .3 | .0 | .1 | .1 | 7.2 |
| **1m/s** | 2.2 | 1.2 | 2.1 | 2.1 | 1.0 | .4 | .3 | .3 | 1.0 | 1.1 | 1.1 | .6 | .2 | .3 | .2 | .2 | 14.1 |
| **2m/s** | 1.3 | 1.2 | 2.6 | 3.2 | 2.2 | .8 | .2 | .3 | .6 | .4 | .7 | .2 | .1 | .0 | .2 | .4 | 14.4 |
| **3m/s** | 1.0 | .8 | 2.2 | 3.0 | 2.5 | .9 | .4 | .2 | .5 | .2 | .3 | .1 | .1 | .0 | .1 | .1 | 12.4 |
| **4m/s** | .5 | 1.3 | 2.4 | 1.9 | 2.4 | .9 | .6 | .3 | .3 | .0 | .1 | .0 | .0 | .0 | .1 | .0 | 11.0 |
| **5m/s** | .9 | 2.5 | 2.9 | 1.4 | 1.6 | .5 | .5 | .2 | .1 | .0 | .0 | .0 | .0 | .0 | .0 | .1 | 10.8 |
| **6m/s** | 1.3 | 3.0 | 3.5 | .8 | .6 | .1 | .1 | .1 | .0 | .0 | .0 | .0 | .0 | .0 | .0 | .1 | 9.7 |
| **7m/s** | 1.6 | 3.5 | 3.2 | .6 | .3 | .1 | .1 | .0 | .0 | .0 | .0 | .0 | .0 | .0 | .0 | .0 | 9.4 |
| **8m/s** | 1.5 | 3.0 | 1.7 | .1 | .1 | .0 | .0 | .0 | .0 | .0 | .0 | .0 | .0 | .0 | .0 | .0 | 6.5 |
| **10m/s** | 1.3 | .7 | .1 | .0 | .0 | .0 | .0 | .0 | .0 | .0 | .0 | .0 | .0 | .0 | .0 | .0 | 2.2 |
| **12m/s** | .3 | .0 | .0 | .0 | .0 | .0 | .0 | .0 | .0 | .0 | .0 | .0 | .0 | .0 | .0 | .0 | .4 |
| **14m/s** | .2 | .0 | .0 | .0 | .0 | .0 | .0 | .0 | .0 | .0 | .0 | .0 | .0 | .0 | .0 | .0 | .2 |
| **16m/s** | .0 | .0 | .0 | .0 | .0 | .0 | .0 | .0 | .0 | .0 | .0 | .0 | .0 | .0 | .0 | .0 | .0 |
| **18m/s** | .0 | .0 | .0 | .0 | .0 | .0 | .0 | .0 | .0 | .0 | .0 | .0 | .0 | .0 | .0 | .0 | .0 |
| **20m/s** | .0 | .0 | .0 | .0 | .0 | .0 | .0 | .0 | .0 | .0 | .0 | .0 | .0 | .0 | .0 | .0 | .0 |
| **25m/s** | .0 | .0 | .0 | .0 | .0 | .0 | .0 | .0 | .0 | .0 | .0 | .0 | .0 | .0 | .0 | .0 | .0 |
| **30m/s** | .0 | .0 | .0 | .0 | .0 | .0 | .0 | .0 | .0 | .0 | .0 | .0 | .0 | .0 | .0 | .0 | .0 |
| **35m/s** | .0 | .0 | .0 | .0 | .0 | .0 | .0 | .0 | .0 | .0 | .0 | .0 | .0 | .0 | .0 | .0 | .0 |
| **40m/s** | .0 | .0 | .0 | .0 | .0 | .0 | .0 | .0 | .0 | .0 | .0 | .0 | .0 | .0 | .0 | .0 | .0 |
| **100m/s** | | | | | | | | | | | | | | | | | |
| 合計 (%) | 14.0 | 18.0 | 21.5 | 13.4 | 11.1 | 3.9 | 2.3 | 1.4 | 3.3 | 2.3 | 2.8 | 1.1 | .8 | .4 | .6 | 1.0 | 98.2 |

[註**1**]: 風速介於 **2.0m/s~ 3.0m/s** 佔 **14.4%** 。主風向 **NE** 佔 **21.5%** 。

[註**2**]: 風速平均值 **= 4.3m/s** , 風速最大值 **= 15.2m/s** , 其風向爲 **N** 。

[註**3**]: 風速小於**5m/s** 佔 **60.9%**; 介於**5~10m/s** 佔 **36.3%** ; 風速大於**10m/s** 佔 **2.7%**。

[註**4**]: 風向介於 **N~E** 佔 **66.6%**;**E~S** 佔 **15.2%** ;**S~W** 佔 **8.2%** ;**W~N** 佔 **8.3%**; 靜風佔 **1.8%** 。

[註**5**]: 資料每小時記錄一次 , 合計 **4310**筆 ( **99.8%**) , 檔名 : **W44BKL10.1HY** 。

# 表6.1.30　歷年 冬季 基隆港測站1風速及風向聯合分佈百分比 (%) 統計表

**2002年12月 1日 1時 ~ 2007年 2月28日23時**

| 風向<br>風速 | N | NNE | NE | ENE | E | ESE | SE | SSE | S | SSW | SW | WSW | W | WNW | NW | NNW | 合計 (%) |
|---|---|---|---|---|---|---|---|---|---|---|---|---|---|---|---|---|---|
| **.3m/s** | 2.1 | .6 | .8 | .4 | .3 | .2 | .1 | .2 | .7 | .8 | 1.0 | .5 | .4 | .1 | .1 | .2 | 8.5 |
| **1m/s** | 2.3 | 1.5 | 2.1 | 1.8 | 1.1 | .3 | .4 | .4 | 1.5 | 2.0 | 1.9 | 1.1 | .4 | .1 | .3 | .3 | 17.6 |
| **2m/s** | 1.9 | 1.6 | 2.2 | 3.7 | 1.3 | .3 | .3 | .3 | .9 | .9 | 1.0 | .3 | .2 | .1 | .2 | .4 | 15.6 |
| **3m/s** | 1.6 | 1.6 | 1.9 | 2.9 | 1.3 | .5 | .2 | .2 | .3 | .3 | .4 | .1 | .1 | .1 | .3 | .5 | 12.3 |
| **4m/s** | 1.5 | 1.9 | 1.9 | 2.1 | .9 | .5 | .3 | .1 | .1 | .1 | .2 | .1 | .1 | .1 | .3 | .4 | 10.6 |
| **5m/s** | 1.5 | 2.7 | 2.8 | 1.4 | .7 | .3 | .1 | .1 | .1 | .1 | .1 | .0 | .1 | .1 | .2 | .4 | 10.5 |
| **6m/s** | 1.7 | 2.9 | 2.4 | .8 | .4 | .1 | .1 | .0 | .0 | .0 | .0 | .0 | .1 | .0 | .2 | .2 | 9.0 |
| **7m/s** | 2.1 | 2.7 | 1.7 | .5 | .2 | .0 | .0 | .0 | .0 | .0 | .0 | .0 | .0 | .0 | .1 | .2 | 7.5 |
| **8m/s** | 2.2 | 2.3 | .7 | .1 | .0 | .0 | .0 | .0 | .0 | .0 | .0 | .0 | .0 | .0 | .1 | .2 | 5.7 |
| **10m/s** | .7 | .3 | .0 | .0 | .0 | .0 | .0 | .0 | .0 | .0 | .0 | .0 | .0 | .0 | .0 | .0 | 1.0 |
| **12m/s** | .1 | .0 | .0 | .0 | .0 | .0 | .0 | .0 | .0 | .0 | .0 | .0 | .0 | .0 | .0 | .0 | .1 |
| **14m/s** | .0 | .0 | .0 | .0 | .0 | .0 | .0 | .0 | .0 | .0 | .0 | .0 | .0 | .0 | .0 | .0 | .0 |
| **16m/s** | .0 | .0 | .0 | .0 | .0 | .0 | .0 | .0 | .0 | .0 | .0 | .0 | .0 | .0 | .0 | .0 | .0 |
| **18m/s** | .0 | .0 | .0 | .0 | .0 | .0 | .0 | .0 | .0 | .0 | .0 | .0 | .0 | .0 | .0 | .0 | .0 |
| **20m/s** | .0 | .0 | .0 | .0 | .0 | .0 | .0 | .0 | .0 | .0 | .0 | .0 | .0 | .0 | .0 | .0 | .0 |
| **25m/s** | .0 | .0 | .0 | .0 | .0 | .0 | .0 | .0 | .0 | .0 | .0 | .0 | .0 | .0 | .0 | .0 | .0 |
| **30m/s** | .0 | .0 | .0 | .0 | .0 | .0 | .0 | .0 | .0 | .0 | .0 | .0 | .0 | .0 | .0 | .0 | .0 |
| **35m/s** | .0 | .0 | .0 | .0 | .0 | .0 | .0 | .0 | .0 | .0 | .0 | .0 | .0 | .0 | .0 | .0 | .0 |
| **40m/s** | .0 | .0 | .0 | .0 | .0 | .0 | .0 | .0 | .0 | .0 | .0 | .0 | .0 | .0 | .0 | .0 | .0 |
| **100m/s** | | | | | | | | | | | | | | | | | |
| 合計 (%) | 17.7 | 18.1 | 16.5 | 13.7 | 6.2 | 2.2 | 1.5 | 1.2 | 3.6 | 4.3 | 4.6 | 2.2 | 1.3 | .7 | 1.8 | 2.9 | 98.5 |

[註**1**]: 風速介於 **1.0m/s~ 2.0m/s** 佔 **17.6%** 。主風向 **NNE** 佔 **18.1%** 。

[註**2**]: 風速平均值 **= 4.0m/s** , 風速最大值 **= 15.4m/s** , 其風向爲 **NNE**。

[註**3**]: 風速小於**5m/s** 佔 **66.2%**; 介於**5~10m/s** 佔 **32.6%** ; 風速大於**10m/s** 佔 **1.2%**。

[註**4**]: 風向介於 **N~E** 佔 **61.1%**;**E~S** 佔 **9.8%** ;**S~W** 佔 **13.6%** ;**W~N** 佔 **14.1%**; 靜風佔 **1.5%** 。

[註**5**]: 資料每小時記錄一次 , 合計 **9646**筆 ( **89.1%**) , 檔名 : **W44WKL10.1HY** 。

# 表6.1.31　歷年 春季 基隆港測站1風速及風向聯合分佈百分比 (%) 統計表

**2003年 3月 1日 0時 ~ 2007年 5月31日23時**

| 風向<br>風速 | N | NNE | NE | ENE | E | ESE | SE | SSE | S | SSW | SW | WSW | W | WNW | NW | NNW | 合計<br>(%) |
|---|---|---|---|---|---|---|---|---|---|---|---|---|---|---|---|---|---|
| **.3m/s** | 3.3 | .9 | 1.3 | .5 | .1 | .1 | .1 | .3 | .9 | 1.5 | 1.6 | 1.0 | .6 | .1 | .1 | .1 | 12.8 |
| **1m/s** | 3.5 | 2.5 | 3.5 | 1.7 | .6 | .3 | .3 | .8 | 2.4 | 3.5 | 3.0 | 1.3 | .7 | .2 | .3 | .3 | 24.8 |
| **2m/s** | 2.3 | 2.8 | 3.5 | 2.8 | .7 | .3 | .3 | .4 | 1.5 | 1.9 | 1.8 | .5 | .3 | .1 | .3 | .4 | 20.0 |
| **3m/s** | 1.6 | 2.5 | 2.6 | 2.3 | .7 | .2 | .2 | .2 | .4 | .6 | .6 | .3 | .1 | .1 | .2 | .3 | 13.1 |
| **4m/s** | 1.3 | 2.2 | 2.1 | 1.6 | .4 | .3 | .3 | .2 | .2 | .2 | .2 | .2 | .1 | .1 | .1 | .2 | 9.7 |
| **5m/s** | 1.0 | 1.9 | 1.9 | .7 | .2 | .2 | .3 | .2 | .2 | .1 | .1 | .1 | .0 | .0 | .1 | .2 | 7.0 |
| **6m/s** | .8 | 1.7 | 1.2 | .3 | .1 | .2 | .1 | .1 | .1 | .0 | .0 | .1 | .0 | .0 | .0 | .1 | 4.9 |
| **7m/s** | .6 | 1.2 | .5 | .1 | .0 | .0 | .1 | .1 | .0 | .0 | .0 | .0 | .0 | .0 | .0 | .0 | 2.6 |
| **8m/s** | .8 | .9 | .3 | .1 | .0 | .0 | .0 | .0 | .0 | .0 | .0 | .0 | .0 | .0 | .0 | .0 | 2.2 |
| **10m/s** | .2 | .2 | .0 | .0 | .0 | .0 | .0 | .0 | .0 | .0 | .0 | .0 | .0 | .0 | .0 | .0 | .5 |
| **12m/s** | .1 | .0 | .0 | .0 | .0 | .0 | .0 | .0 | .0 | .0 | .0 | .0 | .0 | .0 | .0 | .0 | .2 |
| **14m/s** | .0 | .0 | .0 | .0 | .0 | .0 | .0 | .0 | .0 | .0 | .0 | .0 | .0 | .0 | .0 | .0 | .0 |
| **16m/s** | .0 | .0 | .0 | .0 | .0 | .0 | .0 | .0 | .0 | .0 | .0 | .0 | .0 | .0 | .0 | .0 | .0 |
| **18m/s** | .0 | .0 | .0 | .0 | .0 | .0 | .0 | .0 | .0 | .0 | .0 | .0 | .0 | .0 | .0 | .0 | .0 |
| **20m/s** | .0 | .0 | .0 | .0 | .0 | .0 | .0 | .0 | .0 | .0 | .0 | .0 | .0 | .0 | .0 | .0 | .0 |
| **25m/s** | .0 | .0 | .0 | .0 | .0 | .0 | .0 | .0 | .0 | .0 | .0 | .0 | .0 | .0 | .0 | .0 | .0 |
| **30m/s** | .0 | .0 | .0 | .0 | .0 | .0 | .0 | .0 | .0 | .0 | .0 | .0 | .0 | .0 | .0 | .0 | .0 |
| **35m/s** | .0 | .0 | .0 | .0 | .0 | .0 | .0 | .0 | .0 | .0 | .0 | .0 | .0 | .0 | .0 | .0 | .0 |
| **40m/s** | .0 | .0 | .0 | .0 | .0 | .0 | .0 | .0 | .0 | .0 | .0 | .0 | .0 | .0 | .0 | .0 | .0 |
| **100m/s** | | | | | | | | | | | | | | | | | |
| 合計 (%) | 15.7 | 16.8 | 16.9 | 10.2 | 2.9 | 1.6 | 1.8 | 2.3 | 5.7 | 7.8 | 7.4 | 3.3 | 1.9 | .7 | 1.2 | 1.7 | 97.9 |

[註**1**]: 風速介於 **1.0m/s~ 2.0m/s** 佔 **24.8%** 。主風向 **NE** 佔 **16.9%** 。

[註**2**]: 風速平均值 **= 3.0m/s** , 風速最大值 **= 13.9m/s** , 其風向爲 **N** 。

[註**3**]: 風速小於**5m/s** 佔 **82.6%**; 介於**5~10m/s** 佔 **16.8%** ; 風速大於**10m/s** 佔 **.6%**。

[註**4**]: 風向介於 **N~E** 佔 **53.9%**;**E~S** 佔 **10.1%** ;**S~W** 佔 **22.3%** ;**W~N** 佔 **11.6%**; 靜風佔 **2.1%** 。

[註**5**]: 資料每小時記錄一次 , 合計 **11040**筆 **(100.0%)** , 檔名 : **W44NKL10.1HY** 。

# 表6.1.32　歷年 夏季 基隆港測站1風速及風向聯合分佈百分比 (%) 統計表

**2002年 6月24日16時 ~ 2007年 8月31日23時**

| 風向<br>風速 | N | NNE | NE | ENE | E | ESE | SE | SSE | S | SSW | SW | WSW | W | WNW | NW | NNW | 合計<br>(%) |
|---|---|---|---|---|---|---|---|---|---|---|---|---|---|---|---|---|---|
| **.3m/s** | 2.9 | .8 | 1.1 | .4 | .5 | .2 | .3 | .5 | 2.0 | 1.8 | 1.8 | 1.0 | .7 | .3 | .3 | .3 | 14.9 |
| **1m/s** | 3.3 | 1.9 | 3.3 | 1.1 | 1.0 | .5 | .6 | 1.2 | 4.1 | 4.1 | 4.8 | 1.9 | .9 | .5 | .6 | .7 | 30.6 |
| **2m/s** | 2.1 | 2.6 | 3.9 | 1.1 | 1.1 | .5 | .5 | .6 | 2.0 | 2.6 | 2.8 | .8 | .5 | .3 | .4 | .5 | 22.4 |
| **3m/s** | 1.2 | 1.5 | 2.3 | .8 | .9 | .6 | .5 | .4 | .6 | .7 | 1.0 | .5 | .3 | .2 | .3 | .4 | 12.1 |
| **4m/s** | .5 | .8 | 1.2 | .5 | .8 | .7 | .5 | .3 | .2 | .2 | .4 | .2 | .1 | .1 | .2 | .1 | 6.8 |
| **5m/s** | .2 | .2 | .5 | .2 | .5 | .6 | .5 | .3 | .2 | .1 | .1 | .1 | .0 | .0 | .1 | .2 | 3.9 |
| **6m/s** | .1 | .1 | .2 | .2 | .3 | .6 | .4 | .2 | .2 | .0 | .1 | .0 | .0 | .0 | .0 | .2 | 2.8 |
| **7m/s** | .1 | .1 | .1 | .1 | .1 | .4 | .3 | .2 | .1 | .0 | .0 | .0 | .0 | .0 | .0 | .0 | 1.7 |
| **8m/s** | .1 | .1 | .0 | .2 | .1 | .2 | .4 | .2 | .1 | .0 | .0 | .0 | .0 | .0 | .0 | .1 | 1.5 |
| **10m/s** | .1 | .1 | .0 | .0 | .0 | .1 | .1 | .1 | .0 | .0 | .0 | .0 | .0 | .0 | .1 | .1 | .8 |
| **12m/s** | .1 | .1 | .0 | .0 | .0 | .1 | .1 | .0 | .0 | .0 | .0 | .0 | .0 | .0 | .1 | .1 | .5 |
| **14m/s** | .0 | .0 | .0 | .0 | .0 | .0 | .0 | .0 | .0 | .0 | .0 | .0 | .0 | .0 | .1 | .0 | .2 |
| **16m/s** | .0 | .0 | .0 | .0 | .0 | .0 | .0 | .0 | .0 | .0 | .0 | .0 | .0 | .0 | .0 | .0 | .1 |
| **18m/s** | .0 | .0 | .0 | .0 | .0 | .0 | .0 | .0 | .0 | .0 | .0 | .0 | .0 | .0 | .0 | .0 | .0 |
| **20m/s** | .0 | .0 | .0 | .0 | .0 | .0 | .0 | .0 | .0 | .0 | .0 | .0 | .0 | .0 | .0 | .0 | .0 |
| **25m/s** | .0 | .0 | .0 | .0 | .0 | .0 | .0 | .0 | .0 | .0 | .0 | .0 | .0 | .0 | .0 | .0 | .0 |
| **30m/s** | .0 | .0 | .0 | .0 | .0 | .0 | .0 | .0 | .0 | .0 | .0 | .0 | .0 | .0 | .0 | .0 | .0 |
| **35m/s** | .0 | .0 | .0 | .0 | .0 | .0 | .0 | .0 | .0 | .0 | .0 | .0 | .0 | .0 | .0 | .0 | .0 |
| **40m/s** | .0 | .0 | .0 | .0 | .0 | .0 | .0 | .0 | .0 | .0 | .0 | .0 | .0 | .0 | .0 | .0 | .0 |
| **100m/s** | | | | | | | | | | | | | | | | | |
| 合計 (%) | 10.5 | 8.3 | 12.7 | 4.6 | 5.5 | 4.5 | 4.3 | 4.2 | 9.6 | 9.6 | 11.1 | 4.6 | 2.6 | 1.4 | 2.4 | 2.5 | 98.3 |

[註1]: 風速介於 **1.0m/s~ 2.0m/s** 佔 **30.6%** 。主風向 **NE** 佔 **12.7%** 。

[註2]: 風速平均值 = **2.7m/s** , 風速最大值 = **20.1m/s** , 其風向爲 **NE** 。

[註3]: 風速小於**5m/s** 佔 **88.5%**; 介於**5~10m/s** 佔 **9.8%** ; 風速大於**10m/s** 佔 **1.7%**。

[註4]: 風向介於 **N~E** 佔 **33.8%**;**E~S** 佔 **20.5%** ;**S~W** 佔 **31.5%** ;**W~N** 佔 **12.5%**; 靜風佔 **1.7%** 。

[註5]: 資料每小時記錄一次 , 合計 **12572**筆 ( **94.9%**) , 檔名 : **W44SKL10.1HY** 。

# 表6.1.33　歷年 秋季 基隆港測站1風速及風向聯合分佈百分比 (%) 統計表

**2002年 9月 1日 0時 ~ 2007年11月30日23時**

| 風向<br>風速 | N | NNE | NE | ENE | E | ESE | SE | SSE | S | SSW | SW | WSW | W | WNW | NW | NNW | 合計<br>(%) |
|---|---|---|---|---|---|---|---|---|---|---|---|---|---|---|---|---|---|
| **.3m/s** | 1.8 | .5 | .8 | .5 | .5 | .2 | .2 | .3 | .8 | .6 | .7 | .4 | .2 | .0 | .2 | .1 | 7.7 |
| **1m/s** | 2.1 | 1.1 | 2.2 | 2.1 | 1.9 | .7 | .5 | .4 | 1.5 | 1.3 | 1.4 | .6 | .3 | .2 | .3 | .2 | 16.9 |
| **2m/s** | 1.3 | 1.2 | 2.9 | 2.9 | 2.5 | .9 | .4 | .3 | .6 | .7 | .7 | .3 | .2 | .1 | .2 | .3 | 15.5 |
| **3m/s** | 1.0 | 1.4 | 3.1 | 2.3 | 2.2 | 1.0 | .5 | .3 | .4 | .3 | .2 | .2 | .2 | .0 | .2 | .3 | 13.7 |
| **4m/s** | .9 | 1.9 | 3.4 | 1.4 | 2.0 | .8 | .6 | .3 | .2 | .2 | .1 | .1 | .1 | .1 | .2 | .2 | 12.6 |
| **5m/s** | 1.0 | 2.6 | 3.0 | .9 | 1.2 | .7 | .4 | .2 | .2 | .1 | .1 | .1 | .1 | .0 | .1 | .1 | 10.6 |
| **6m/s** | 1.5 | 2.2 | 2.5 | .6 | .4 | .2 | .1 | .1 | .0 | .0 | .0 | .0 | .1 | .0 | .1 | .1 | 8.2 |
| **7m/s** | 1.2 | 2.1 | 1.6 | .4 | .1 | .1 | .1 | .0 | .0 | .0 | .0 | .0 | .0 | .0 | .1 | .1 | 6.1 |
| **8m/s** | 1.3 | 1.9 | .9 | .1 | .1 | .0 | .1 | .0 | .0 | .0 | .0 | .0 | .0 | .0 | .2 | .1 | 4.8 |
| **10m/s** | 1.0 | .5 | .1 | .0 | .0 | .1 | .1 | .0 | .0 | .0 | .0 | .0 | .0 | .0 | .0 | .1 | 1.9 |
| **12m/s** | .3 | .1 | .0 | .0 | .0 | .0 | .0 | .0 | .0 | .0 | .0 | .0 | .0 | .0 | .0 | .0 | .5 |
| **14m/s** | .1 | .0 | .0 | .0 | .0 | .0 | .0 | .0 | .0 | .0 | .0 | .0 | .0 | .0 | .0 | .0 | .2 |
| **16m/s** | .0 | .0 | .0 | .0 | .0 | .0 | .0 | .0 | .0 | .0 | .0 | .0 | .0 | .0 | .0 | .0 | .1 |
| **18m/s** | .0 | .0 | .0 | .0 | .0 | .0 | .0 | .0 | .0 | .0 | .0 | .0 | .0 | .0 | .0 | .0 | .0 |
| **20m/s** | .0 | .0 | .0 | .0 | .0 | .0 | .0 | .0 | .0 | .0 | .0 | .0 | .0 | .0 | .0 | .0 | .1 |
| **25m/s** | .0 | .0 | .0 | .0 | .0 | .0 | .0 | .0 | .0 | .0 | .0 | .0 | .0 | .0 | .0 | .0 | .0 |
| **30m/s** | .0 | .0 | .0 | .0 | .0 | .0 | .0 | .0 | .0 | .0 | .0 | .0 | .0 | .0 | .0 | .0 | .0 |
| **35m/s** | .0 | .0 | .0 | .0 | .0 | .0 | .0 | .0 | .0 | .0 | .0 | .0 | .0 | .0 | .0 | .0 | .0 |
| **40m/s** | .0 | .0 | .0 | .0 | .0 | .0 | .0 | .0 | .0 | .0 | .0 | .0 | .0 | .0 | .0 | .0 | .0 |
| **100m/s** | | | | | | | | | | | | | | | | | |
| 合計 (%) | 13.6 | 15.5 | 20.6 | 11.3 | 11.1 | 4.8 | 3.0 | 2.0 | 3.9 | 3.1 | 3.3 | 1.7 | 1.2 | .6 | 1.5 | 1.7 | 98.8 |

[註1]: 風速介於 **1.0m/s~ 2.0m/s** 佔 **16.9%** 。主風向 **NE** 佔 **20.6%** 。

[註2]: 風速平均值 = **4.1m/s** , 風速最大值 = **26.9m/s** , 其風向爲 **N** 。

[註3]: 風速小於**5m/s** 佔 **67.6%**; 介於**5~10m/s** 佔 **29.7%** ; 風速大於**10m/s** 佔 **2.8%**。

[註4]: 風向介於 **N~E** 佔 **60.8%**;**E~S** 佔 **17.4%** ;**S~W** 佔 **10.6%** ;**W~N** 佔 **10.1%**; 靜風佔 **1.2%** 。

[註5]: 資料每小時記錄一次 , 合計 **12978**筆 ( **99.0%**) , 檔名 : **W44FKL10.1HY** 。

# 表6.1.34　歷年 基隆港測站1風速及風向聯合分佈百分比 (%) 統計表

**2002年 6月24日16時 ~ 2007年11月30日23時**

| 風向<br>風速 | N | NNE | NE | ENE | E | ESE | SE | SSE | S | SSW | SW | WSW | W | WNW | NW | NNW | 合計<br>(%) |
|---|---|---|---|---|---|---|---|---|---|---|---|---|---|---|---|---|---|
| **.3m/s** | 2.5 | .7 | 1.0 | .5 | .4 | .2 | .2 | .3 | 1.1 | 1.2 | 1.3 | .7 | .5 | .2 | .2 | .2 | 11.0 |
| **1m/s** | 2.8 | 1.7 | 2.8 | 1.7 | 1.2 | .5 | .5 | .7 | 2.4 | 2.8 | 2.8 | 1.2 | .6 | .3 | .4 | .4 | 22.7 |
| **2m/s** | 1.9 | 2.0 | 3.2 | 2.5 | 1.4 | .5 | .4 | .4 | 1.3 | 1.5 | 1.6 | .5 | .3 | .2 | .3 | .4 | 18.5 |
| **3m/s** | 1.3 | 1.7 | 2.5 | 2.0 | 1.3 | .6 | .4 | .3 | .5 | .5 | .6 | .3 | .2 | .1 | .3 | .4 | 12.9 |
| **4m/s** | 1.0 | 1.7 | 2.2 | 1.3 | 1.1 | .6 | .4 | .2 | .2 | .2 | .2 | .1 | .1 | .1 | .2 | .2 | 9.9 |
| **5m/s** | .9 | 1.8 | 2.0 | .8 | .7 | .4 | .3 | .2 | .2 | .1 | .1 | .1 | .1 | .0 | .1 | .2 | 7.9 |
| **6m/s** | 1.0 | 1.7 | 1.6 | .5 | .3 | .3 | .2 | .1 | .1 | .0 | .1 | .0 | .0 | .0 | .1 | .2 | 6.1 |
| **7m/s** | .9 | 1.5 | .9 | .3 | .1 | .1 | .1 | .1 | .0 | .0 | .0 | .0 | .0 | .0 | .0 | .1 | 4.4 |
| **8m/s** | 1.0 | 1.2 | .5 | .1 | .1 | .1 | .1 | .1 | .0 | .0 | .0 | .0 | .0 | .0 | .1 | .1 | 3.5 |
| **10m/s** | .5 | .3 | .0 | .0 | .0 | .0 | .1 | .0 | .0 | .0 | .0 | .0 | .0 | .0 | .0 | .1 | 1.1 |
| **12m/s** | .1 | .0 | .0 | .0 | .0 | .0 | .0 | .0 | .0 | .0 | .0 | .0 | .0 | .0 | .0 | .0 | .3 |
| **14m/s** | .0 | .0 | .0 | .0 | .0 | .0 | .0 | .0 | .0 | .0 | .0 | .0 | .0 | .0 | .0 | .0 | .1 |
| **16m/s** | .0 | .0 | .0 | .0 | .0 | .0 | .0 | .0 | .0 | .0 | .0 | .0 | .0 | .0 | .0 | .0 | .0 |
| **18m/s** | .0 | .0 | .0 | .0 | .0 | .0 | .0 | .0 | .0 | .0 | .0 | .0 | .0 | .0 | .0 | .0 | .0 |
| **20m/s** | .0 | .0 | .0 | .0 | .0 | .0 | .0 | .0 | .0 | .0 | .0 | .0 | .0 | .0 | .0 | .0 | .0 |
| **25m/s** | .0 | .0 | .0 | .0 | .0 | .0 | .0 | .0 | .0 | .0 | .0 | .0 | .0 | .0 | .0 | .0 | .0 |
| **30m/s** | .0 | .0 | .0 | .0 | .0 | .0 | .0 | .0 | .0 | .0 | .0 | .0 | .0 | .0 | .0 | .0 | .0 |
| **35m/s** | .0 | .0 | .0 | .0 | .0 | .0 | .0 | .0 | .0 | .0 | .0 | .0 | .0 | .0 | .0 | .0 | .0 |
| **40m/s** | .0 | .0 | .0 | .0 | .0 | .0 | .0 | .0 | .0 | .0 | .0 | .0 | .0 | .0 | .0 | .0 | .0 |
| **100m/s** | | | | | | | | | | | | | | | | | |
| 合計 (%) | 14.1 | 14.4 | 16.7 | 9.7 | 6.6 | 3.4 | 2.7 | 2.5 | 5.8 | 6.3 | 6.6 | 3.0 | 1.7 | .9 | 1.7 | 2.2 | 98.4 |

[註**1**]: 風速介於 **1.0m/s~ 2.0m/s** 佔 **22.7%** 。主風向 **NE** 佔 **16.7%** 。

[註**2**]: 風速平均值 **= 3.4m/s** , 風速最大值 **= 26.9m/s** , 其風向爲 **N** 。

[註**3**]: 風速小於**5m/s** 佔 **76.6%**; 介於**5~10m/s** 佔 **21.8%** ; 風速大於**10m/s** 佔 **1.6%**。

[註**4**]: 風向介於 **N~E** 佔 **51.8%**;**E~S** 佔 **14.9%** ;**S~W** 佔 **19.7%** ;**W~N** 佔 **12.0%**; 靜風佔 **1.6%** 。

[註**5**]: 資料每小時記錄一次 , 合計 **46236**筆 ( **95.9%**) , 檔名 : **W440KL10.1HY** 。

# 表6.1.35　2006年 12月 基隆港測站 W 風速及風向聯合分佈百分比 (%) 統計表

**2006年12月 1日11時 ~ 2006年12月31日23時**

| 風向<br>風速 | N | NNE | NE | ENE | E | ESE | SE | SSE | S | SSW | SW | WSW | W | WNW | NW | NNW | 合計<br>(%) |
|---|---|---|---|---|---|---|---|---|---|---|---|---|---|---|---|---|---|
| **.3m/s** | 1.0 | .3 | .1 | .4 | .3 | .1 | .1 | .1 | .1 | .4 | .7 | .3 | .5 | .0 | .1 | .1 | 4.8 |
| **1m/s** | .5 | .7 | 1.0 | 1.4 | 1.0 | 1.4 | .1 | .3 | .4 | .5 | .4 | .3 | .1 | .1 | .0 | .1 | 8.4 |
| **2m/s** | 1.0 | 1.4 | 3.4 | 2.2 | 1.1 | .7 | .4 | .3 | .1 | .7 | .1 | .3 | .0 | .0 | .0 | .1 | 11.8 |
| **3m/s** | 1.4 | 3.2 | 4.0 | 4.5 | .8 | .1 | .5 | .0 | .3 | .1 | .5 | .0 | .0 | .0 | .0 | .8 | 16.3 |
| **4m/s** | 2.2 | 4.4 | 6.6 | 5.6 | .4 | .1 | .0 | .0 | .0 | .0 | .0 | .0 | .0 | .0 | .0 | .3 | 19.6 |
| **5m/s** | 2.3 | 6.4 | 6.4 | 3.4 | .0 | .0 | .0 | .0 | .0 | .0 | .0 | .0 | .0 | .0 | .0 | .3 | 18.9 |
| **6m/s** | 2.5 | 5.9 | 2.6 | .3 | .0 | .0 | .0 | .0 | .0 | .0 | .0 | .0 | .0 | .0 | .0 | .0 | 11.2 |
| **7m/s** | 2.1 | 1.6 | .8 | .0 | .0 | .0 | .0 | .0 | .0 | .0 | .0 | .0 | .0 | .0 | .0 | .0 | 4.5 |
| **8m/s** | 1.9 | .4 | .3 | .0 | .0 | .0 | .0 | .0 | .0 | .0 | .0 | .0 | .0 | .0 | .0 | .0 | 2.6 |
| **10m/s** | .1 | .0 | .0 | .0 | .0 | .0 | .0 | .0 | .0 | .0 | .0 | .0 | .0 | .0 | .0 | .0 | .1 |
| **12m/s** | .0 | .0 | .0 | .0 | .0 | .0 | .0 | .0 | .0 | .0 | .0 | .0 | .0 | .0 | .0 | .0 | .0 |
| **14m/s** | .0 | .0 | .0 | .0 | .0 | .0 | .0 | .0 | .0 | .0 | .0 | .0 | .0 | .0 | .0 | .0 | .0 |
| **16m/s** | .0 | .0 | .0 | .0 | .0 | .0 | .0 | .0 | .0 | .0 | .0 | .0 | .0 | .0 | .0 | .0 | .0 |
| **18m/s** | .0 | .0 | .0 | .0 | .0 | .0 | .0 | .0 | .0 | .0 | .0 | .0 | .0 | .0 | .0 | .0 | .0 |
| **20m/s** | .0 | .0 | .0 | .0 | .0 | .0 | .0 | .0 | .0 | .0 | .0 | .0 | .0 | .0 | .0 | .0 | .0 |
| **25m/s** | .0 | .0 | .0 | .0 | .0 | .0 | .0 | .0 | .0 | .0 | .0 | .0 | .0 | .0 | .0 | .0 | .0 |
| **30m/s** | .0 | .0 | .0 | .0 | .0 | .0 | .0 | .0 | .0 | .0 | .0 | .0 | .0 | .0 | .0 | .0 | .0 |
| **35m/s** | .0 | .0 | .0 | .0 | .0 | .0 | .0 | .0 | .0 | .0 | .0 | .0 | .0 | .0 | .0 | .0 | .0 |
| **40m/s** | .0 | .0 | .0 | .0 | .0 | .0 | .0 | .0 | .0 | .0 | .0 | .0 | .0 | .0 | .0 | .0 | .0 |
| **100m/s** | | | | | | | | | | | | | | | | | |
| 合計 (%) | 14.9 | 24.2 | 25.2 | 17.8 | 3.6 | 2.5 | 1.2 | .7 | 1.0 | 1.8 | 1.8 | .8 | .7 | .1 | .1 | 1.8 | 98.2 |

[註**1**]: 風速介於 **4.0m/s~ 5.0m/s** 佔 **19.6%** 。主風向 **NE** 佔 **25.2%** 。

[註**2**]: 風速平均值 **= 4.2m/s** , 風速最大值 **= 10.2m/s** , 其風向爲 **N** 。

[註**3**]: 風速小於**5m/s** 佔 **62.6%**; 介於**5~10m/s** 佔 **37.3%** ; 風速大於**10m/s** 佔 **.1%**。

[註**4**]: 風向介於 **N~E** 佔 **82.9%**;**E~S** 佔 **6.2%** ;**S~W** 佔 **5.3%** ;**W~N** 佔 **3.8%**; 靜風佔 **1.8%** 。

[註**5**]: 資料每小時記錄一次 , 合計 **730**筆 ( **98.1%**) , 檔名 : **W06CKLW0.1HA** 。

# 表6.1.36　2007年 1月 基隆港測站 W 風速及風向聯合分佈百分比 (%) 統計表

**2007年 1月 1日 0時 ~ 2007年 1月31日23時**

| 風向<br>風速 | N | NNE | NE | ENE | E | ESE | SE | SSE | S | SSW | SW | WSW | W | WNW | NW | NNW | 合計<br>(%) |
|---|---|---|---|---|---|---|---|---|---|---|---|---|---|---|---|---|---|
| **.3m/s** | .5 | .1 | .1 | .3 | .4 | .1 | .1 | .1 | .7 | .4 | .1 | .8 | .7 | .3 | .1 | .0 | 5.0 |
| **1m/s** | 1.2 | .8 | 1.5 | 1.3 | .8 | .1 | .3 | .1 | 1.1 | 2.4 | 2.0 | .7 | .9 | .4 | .0 | .4 | 14.2 |
| **2m/s** | 1.9 | 1.2 | 3.8 | 5.1 | 1.1 | .1 | .0 | .0 | .1 | 1.5 | .8 | .3 | .1 | .0 | .1 | .1 | 16.3 |
| **3m/s** | 3.6 | 3.9 | 3.9 | 4.7 | .4 | .0 | .0 | .1 | .0 | .1 | .4 | .0 | .0 | .0 | .0 | .7 | 17.9 |
| **4m/s** | 5.8 | 5.7 | 6.1 | .7 | .0 | .0 | .0 | .0 | .0 | .0 | .0 | .0 | .0 | .0 | .0 | .3 | 18.5 |
| **5m/s** | 7.0 | 5.9 | 2.8 | .3 | .0 | .0 | .0 | .0 | .0 | .0 | .0 | .0 | .0 | .0 | .0 | .0 | 16.0 |
| **6m/s** | 4.2 | 1.8 | .5 | .0 | .0 | .0 | .0 | .0 | .0 | .0 | .0 | .0 | .0 | .0 | .0 | .0 | 6.5 |
| **7m/s** | 1.9 | .4 | .0 | .0 | .0 | .0 | .0 | .0 | .0 | .0 | .0 | .0 | .0 | .0 | .0 | .0 | 2.3 |
| **8m/s** | 1.2 | .0 | .0 | .0 | .0 | .0 | .0 | .0 | .0 | .0 | .0 | .0 | .0 | .0 | .0 | .0 | 1.2 |
| **10m/s** | .1 | .0 | .0 | .0 | .0 | .0 | .0 | .0 | .0 | .0 | .0 | .0 | .0 | .0 | .0 | .0 | .1 |
| **12m/s** | .0 | .0 | .0 | .0 | .0 | .0 | .0 | .0 | .0 | .0 | .0 | .0 | .0 | .0 | .0 | .0 | .0 |
| **14m/s** | .0 | .0 | .0 | .0 | .0 | .0 | .0 | .0 | .0 | .0 | .0 | .0 | .0 | .0 | .0 | .0 | .0 |
| **16m/s** | .0 | .0 | .0 | .0 | .0 | .0 | .0 | .0 | .0 | .0 | .0 | .0 | .0 | .0 | .0 | .0 | .0 |
| **18m/s** | .0 | .0 | .0 | .0 | .0 | .0 | .0 | .0 | .0 | .0 | .0 | .0 | .0 | .0 | .0 | .0 | .0 |
| **20m/s** | .0 | .0 | .0 | .0 | .0 | .0 | .0 | .0 | .0 | .0 | .0 | .0 | .0 | .0 | .0 | .0 | .0 |
| **25m/s** | .0 | .0 | .0 | .0 | .0 | .0 | .0 | .0 | .0 | .0 | .0 | .0 | .0 | .0 | .0 | .0 | .0 |
| **30m/s** | .0 | .0 | .0 | .0 | .0 | .0 | .0 | .0 | .0 | .0 | .0 | .0 | .0 | .0 | .0 | .0 | .0 |
| **35m/s** | .0 | .0 | .0 | .0 | .0 | .0 | .0 | .0 | .0 | .0 | .0 | .0 | .0 | .0 | .0 | .0 | .0 |
| **40m/s** | .0 | .0 | .0 | .0 | .0 | .0 | .0 | .0 | .0 | .0 | .0 | .0 | .0 | .0 | .0 | .0 | .0 |
| **100m/s** | | | | | | | | | | | | | | | | | |
| 合計 (%) | 27.5 | 19.8 | 18.7 | 12.4 | 2.7 | .4 | .4 | .4 | 1.9 | 4.4 | 3.4 | 1.8 | 1.8 | .7 | .3 | 1.5 | 98.0 |

[註1]: 風速介於 **4.0m/s~ 5.0m/s** 佔 **18.5%** 。主風向 **N** 佔 **27.5%** 。

[註2]: 風速平均值 = **3.6m/s** , 風速最大值 = **10.7m/s** , 其風向爲 **N** 。

[註3]: 風速小於**5m/s** 佔 **73.9%**; 介於**5~10m/s** 佔 **26.0%** ; 風速大於**10m/s** 佔 **.1%**。

[註4]: 風向介於 **N~E** 佔 **76.8%**;**E~S** 佔 **2.6%** ;**S~W** 佔 **11.7%** ;**W~N** 佔 **6.9%**; 靜風佔 **2.0%** 。

[註5]: 資料每小時記錄一次 , 合計 **742**筆 ( **99.7%**) , 檔名 : **W071KLW0.1HA** 。

# 表6.1.37　2007年 2月 基隆港測站 W 風速及風向聯合分佈百分比 (%) 統計表

**2007年 2月 1日 0時 ~ 2007年 2月28日23時**

| 風向<br>風速 | N | NNE | NE | ENE | E | ESE | SE | SSE | S | SSW | SW | WSW | W | WNW | NW | NNW | 合計<br>(%) |
|---|---|---|---|---|---|---|---|---|---|---|---|---|---|---|---|---|---|
| **.3m/s** | 1.0 | .4 | 1.2 | .7 | .1 | .0 | .4 | .1 | 1.0 | .4 | 1.0 | 1.3 | 1.5 | .4 | .3 | .6 | 10.9 |
| **1m/s** | 1.2 | 1.9 | 2.1 | 1.2 | .9 | .3 | .6 | 1.0 | 2.1 | 2.8 | 3.4 | 3.1 | 1.0 | .3 | .6 | .3 | 22.9 |
| **2m/s** | 2.2 | 1.8 | 3.9 | 4.3 | 1.3 | .1 | .7 | .6 | .9 | 1.6 | 2.1 | .6 | .1 | .0 | .3 | 1.2 | 21.9 |
| **3m/s** | 4.2 | 3.0 | 2.2 | 3.6 | .4 | .3 | .0 | .0 | .0 | .0 | 1.6 | .4 | .0 | .0 | .6 | 1.8 | 18.2 |
| **4m/s** | 4.0 | 4.2 | 1.3 | .6 | .0 | .0 | .1 | .1 | .0 | .0 | .3 | .1 | .0 | .0 | .0 | .7 | 11.6 |
| **5m/s** | 4.9 | 1.8 | .6 | .3 | .0 | .0 | .0 | .0 | .0 | .0 | .1 | .0 | .0 | .0 | .1 | .0 | 7.9 |
| **6m/s** | 1.6 | .3 | .0 | .0 | .0 | .0 | .0 | .0 | .0 | .0 | .0 | .1 | .0 | .0 | .0 | .0 | 2.1 |
| **7m/s** | 1.0 | .0 | .0 | .0 | .0 | .0 | .0 | .0 | .0 | .0 | .0 | .0 | .0 | .0 | .0 | .0 | 1.0 |
| **8m/s** | .3 | .0 | .0 | .0 | .0 | .0 | .0 | .0 | .0 | .0 | .0 | .0 | .0 | .0 | .0 | .0 | .3 |
| **10m/s** | .0 | .0 | .0 | .0 | .0 | .0 | .0 | .0 | .0 | .0 | .0 | .0 | .0 | .0 | .0 | .0 | .0 |
| **12m/s** | .0 | .0 | .0 | .0 | .0 | .0 | .0 | .0 | .0 | .0 | .0 | .0 | .0 | .0 | .0 | .0 | .0 |
| **14m/s** | .0 | .0 | .0 | .0 | .0 | .0 | .0 | .0 | .0 | .0 | .0 | .0 | .0 | .0 | .0 | .0 | .0 |
| **16m/s** | .0 | .0 | .0 | .0 | .0 | .0 | .0 | .0 | .0 | .0 | .0 | .0 | .0 | .0 | .0 | .0 | .0 |
| **18m/s** | .0 | .0 | .0 | .0 | .0 | .0 | .0 | .0 | .0 | .0 | .0 | .0 | .0 | .0 | .0 | .0 | .0 |
| **20m/s** | .0 | .0 | .0 | .0 | .0 | .0 | .0 | .0 | .0 | .0 | .0 | .0 | .0 | .0 | .0 | .0 | .0 |
| **25m/s** | .0 | .0 | .0 | .0 | .0 | .0 | .0 | .0 | .0 | .0 | .0 | .0 | .0 | .0 | .0 | .0 | .0 |
| **30m/s** | .0 | .0 | .0 | .0 | .0 | .0 | .0 | .0 | .0 | .0 | .0 | .0 | .0 | .0 | .0 | .0 | .0 |
| **35m/s** | .0 | .0 | .0 | .0 | .0 | .0 | .0 | .0 | .0 | .0 | .0 | .0 | .0 | .0 | .0 | .0 | .0 |
| **40m/s** | .0 | .0 | .0 | .0 | .0 | .0 | .0 | .0 | .0 | .0 | .0 | .0 | .0 | .0 | .0 | .0 | .0 |
| **100m/s** | | | | | | | | | | | | | | | | | |
| 合計 (%) | 20.5 | 13.4 | 11.3 | 10.7 | 2.8 | .7 | 1.9 | 1.9 | 4.0 | 4.9 | 8.6 | 5.8 | 2.7 | .7 | 1.9 | 4.6 | 96.7 |

[註1]: 風速介於 **1.0m/s~ 2.0m/s** 佔 **22.9%** 。主風向 **N** 佔 **20.5%** 。

[註2]: 風速平均值 = **2.7m/s** , 風速最大值 = **9.3m/s** , 其風向爲 **N** 。

[註3]: 風速小於**5m/s** 佔 **88.7%**; 介於**5~10m/s** 佔 **11.3%** ; 風速大於**10m/s** 佔 **.0%**。

[註4]: 風向介於 **N~E** 佔 **53.6%**;**E~S** 佔 **7.4%** ;**S~W** 佔 **23.8%** ;**W~N** 佔 **11.9%**; 靜風佔 **3.3%** 。

[註5]: 資料每小時記錄一次 , 合計 **672**筆 **(100.0%)** , 檔名 : **W072KLW0.1HA** 。

# 表6.1.38　2007年 3月 基隆港測站 W 風速及風向聯合分佈百分比 (%) 統計表

**2007年 3月 1日 0時 ~ 2007年 3月31日23時**

| 風向<br>風速 | N | NNE | NE | ENE | E | ESE | SE | SSE | S | SSW | SW | WSW | W | WNW | NW | NNW | 合計<br>(%) |
|---|---|---|---|---|---|---|---|---|---|---|---|---|---|---|---|---|---|
| **.3m/s** | .7 | .5 | .5 | .3 | .4 | .5 | .4 | .7 | .3 | 1.2 | 1.6 | 1.6 | 2.2 | .4 | .1 | .5 | 12.0 |
| **1m/s** | 1.9 | 1.5 | 2.0 | .8 | .5 | .4 | .4 | .5 | 2.3 | 2.0 | 2.4 | 2.3 | .5 | .3 | .5 | .5 | 19.0 |
| **2m/s** | 3.0 | 1.7 | 2.3 | 2.4 | .9 | .4 | .1 | .1 | .9 | 1.3 | 2.3 | .8 | .3 | .0 | .3 | .3 | 17.2 |
| **3m/s** | 3.8 | 3.0 | 3.2 | 4.2 | .0 | .0 | .1 | .3 | .5 | .7 | 2.2 | .5 | .1 | .0 | .1 | .0 | 18.7 |
| **4m/s** | 2.6 | 3.8 | 2.2 | 1.1 | .0 | .0 | .0 | .0 | .0 | .1 | .7 | .5 | .0 | .0 | .1 | .3 | 11.3 |
| **5m/s** | 3.1 | 4.8 | 1.7 | .0 | .0 | .0 | .0 | .0 | .0 | .0 | .3 | .0 | .0 | .0 | .0 | .0 | 10.0 |
| **6m/s** | 1.3 | 2.7 | 1.3 | .0 | .0 | .0 | .0 | .0 | .0 | .0 | .1 | .1 | .0 | .0 | .0 | .0 | 5.7 |
| **7m/s** | .3 | 1.2 | .3 | .0 | .0 | .0 | .0 | .0 | .0 | .0 | .0 | .0 | .0 | .0 | .0 | .0 | 1.7 |
| **8m/s** | .0 | .0 | .0 | .0 | .0 | .0 | .0 | .0 | .0 | .0 | .0 | .0 | .0 | .0 | .0 | .0 | .0 |
| **10m/s** | .0 | .0 | .0 | .0 | .0 | .0 | .0 | .0 | .0 | .0 | .0 | .0 | .0 | .0 | .0 | .0 | .0 |
| **12m/s** | .0 | .0 | .0 | .0 | .0 | .0 | .0 | .0 | .0 | .0 | .0 | .0 | .0 | .0 | .0 | .0 | .0 |
| **14m/s** | .0 | .0 | .0 | .0 | .0 | .0 | .0 | .0 | .0 | .0 | .0 | .0 | .0 | .0 | .0 | .0 | .0 |
| **16m/s** | .0 | .0 | .0 | .0 | .0 | .0 | .0 | .0 | .0 | .0 | .0 | .0 | .0 | .0 | .0 | .0 | .0 |
| **18m/s** | .0 | .0 | .0 | .0 | .0 | .0 | .0 | .0 | .0 | .0 | .0 | .0 | .0 | .0 | .0 | .0 | .0 |
| **20m/s** | .0 | .0 | .0 | .0 | .0 | .0 | .0 | .0 | .0 | .0 | .0 | .0 | .0 | .0 | .0 | .0 | .0 |
| **25m/s** | .0 | .0 | .0 | .0 | .0 | .0 | .0 | .0 | .0 | .0 | .0 | .0 | .0 | .0 | .0 | .0 | .0 |
| **30m/s** | .0 | .0 | .0 | .0 | .0 | .0 | .0 | .0 | .0 | .0 | .0 | .0 | .0 | .0 | .0 | .0 | .0 |
| **35m/s** | .0 | .0 | .0 | .0 | .0 | .0 | .0 | .0 | .0 | .0 | .0 | .0 | .0 | .0 | .0 | .0 | .0 |
| **40m/s** | .0 | .0 | .0 | .0 | .0 | .0 | .0 | .0 | .0 | .0 | .0 | .0 | .0 | .0 | .0 | .0 | .0 |
| **100m/s** | | | | | | | | | | | | | | | | | |
| 合計 (%) | 16.6 | 19.2 | 13.6 | 8.7 | 1.9 | 1.3 | 1.1 | 1.6 | 4.0 | 5.4 | 9.6 | 5.9 | 3.1 | .7 | 1.2 | 1.6 | 95.6 |

[註**1**]: 風速介於 **1.0m/s~ 2.0m/s** 佔 **19.0%** 。主風向 **NNE** 佔 **19.2%** 。

[註**2**]: 風速平均值 **= 2.9m/s** , 風速最大值 **= 7.8m/s** , 其風向爲 **NNE**。

[註**3**]: 風速小於**5m/s** 佔 **82.6%**; 介於**5~10m/s** 佔 **17.4%** ; 風速大於**10m/s** 佔 **.0%**。

[註**4**]: 風向介於 **N~E** 佔 **56.4%**;**E~S** 佔 **5.9%** ;**S~W** 佔 **25.3%** ;**W~N** 佔 **7.9%**; 靜風佔 **4.4%** 。

[註**5**]: 資料每小時記錄一次 , 合計 **743**筆 ( **99.9%**) , 檔名 : **W073KLW0.1HA** 。

# 表6.1.39　2007年 4月 基隆港測站 W 風速及風向聯合分佈百分比 (%) 統計表

**2007年 4月 1日 0時 ~ 2007年 4月30日23時**

| 風向<br>風速 | N | NNE | NE | ENE | E | ESE | SE | SSE | S | SSW | SW | WSW | W | WNW | NW | NNW | 合計<br>(%) |
|---|---|---|---|---|---|---|---|---|---|---|---|---|---|---|---|---|---|
| **.3m/s** | 1.1 | .6 | .8 | 1.1 | .4 | .3 | .6 | 1.1 | 1.5 | 1.4 | 1.1 | .7 | .7 | .4 | .1 | .1 | 12.1 |
| **1m/s** | 1.3 | 2.6 | 2.6 | 1.9 | .4 | .7 | 1.0 | 1.8 | 1.0 | 2.2 | 2.4 | 1.8 | 1.0 | .0 | 1.0 | .4 | 22.1 |
| **2m/s** | 2.5 | 3.5 | 3.5 | 1.4 | .4 | .1 | .4 | .3 | .4 | 1.5 | 1.9 | .6 | .6 | .1 | .1 | .4 | 17.8 |
| **3m/s** | 4.0 | 5.6 | 3.2 | 1.5 | .3 | .1 | .6 | .3 | .3 | .8 | .7 | .0 | .0 | .0 | .0 | .3 | 17.6 |
| **4m/s** | 3.8 | 2.9 | 2.1 | 2.4 | .0 | .0 | .0 | .0 | .0 | .1 | .8 | .1 | .0 | .0 | .1 | .3 | 12.6 |
| **5m/s** | 2.4 | 2.1 | 1.5 | .4 | .0 | .0 | .1 | .0 | .0 | .0 | .4 | .0 | .0 | .0 | .0 | .4 | 7.4 |
| **6m/s** | .7 | 1.8 | .7 | .0 | .0 | .0 | .0 | .0 | .0 | .0 | .0 | .0 | .0 | .0 | .0 | .0 | 3.2 |
| **7m/s** | .1 | .6 | .0 | .0 | .0 | .0 | .0 | .0 | .0 | .0 | .1 | .0 | .0 | .0 | .0 | .1 | 1.0 |
| **8m/s** | .4 | .0 | .0 | .0 | .0 | .0 | .0 | .0 | .0 | .0 | .0 | .0 | .0 | .0 | .0 | .0 | .4 |
| **10m/s** | .1 | .0 | .0 | .0 | .0 | .0 | .0 | .0 | .0 | .0 | .0 | .0 | .0 | .0 | .0 | .0 | .1 |
| **12m/s** | .0 | .0 | .0 | .0 | .0 | .0 | .0 | .0 | .0 | .0 | .0 | .0 | .0 | .0 | .0 | .0 | .0 |
| **14m/s** | .0 | .0 | .0 | .0 | .0 | .0 | .0 | .0 | .0 | .0 | .0 | .0 | .0 | .0 | .0 | .0 | .0 |
| **16m/s** | .0 | .0 | .0 | .0 | .0 | .0 | .0 | .0 | .0 | .0 | .0 | .0 | .0 | .0 | .0 | .0 | .0 |
| **18m/s** | .0 | .0 | .0 | .0 | .0 | .0 | .0 | .0 | .0 | .0 | .0 | .0 | .0 | .0 | .0 | .0 | .0 |
| **20m/s** | .0 | .0 | .0 | .0 | .0 | .0 | .0 | .0 | .0 | .0 | .0 | .0 | .0 | .0 | .0 | .0 | .0 |
| **25m/s** | .0 | .0 | .0 | .0 | .0 | .0 | .0 | .0 | .0 | .0 | .0 | .0 | .0 | .0 | .0 | .0 | .0 |
| **30m/s** | .0 | .0 | .0 | .0 | .0 | .0 | .0 | .0 | .0 | .0 | .0 | .0 | .0 | .0 | .0 | .0 | .0 |
| **35m/s** | .0 | .0 | .0 | .0 | .0 | .0 | .0 | .0 | .0 | .0 | .0 | .0 | .0 | .0 | .0 | .0 | .0 |
| **40m/s** | .0 | .0 | .0 | .0 | .0 | .0 | .0 | .0 | .0 | .0 | .0 | .0 | .0 | .0 | .0 | .0 | .0 |
| **100m/s** | | | | | | | | | | | | | | | | | |
| 合計 (%) | 16.4 | 19.6 | 14.4 | 8.8 | 1.5 | 1.3 | 2.6 | 3.5 | 3.2 | 6.1 | 7.5 | 3.2 | 2.2 | .6 | 1.4 | 2.1 | 94.3 |

[註1]: 風速介於 **1.0m/s~ 2.0m/s** 佔 **22.1%** 。主風向 **NNE** 佔 **19.6%** 。

[註2]: 風速平均值 = **2.7m/s** , 風速最大值 = **11.8m/s** , 其風向爲 **N** 。

[註3]: 風速小於**5m/s** 佔 **87.9%**; 介於**5~10m/s** 佔 **11.9%** ; 風速大於**10m/s** 佔 **.1%**。

[註4]: 風向介於 **N~E** 佔 **56.1%**;**E~S** 佔 **9.7%** ;**S~W** 佔 **20.0%** ;**W~N** 佔 **8.5%**; 靜風佔 **5.7%** 。

[註5]: 資料每小時記錄一次 , 合計 **720**筆 **(100.0%)** , 檔名 : **W074KLW0.1HA** 。

# 表6.1.40　2007年 5月 基隆港測站 W 風速及風向聯合分佈百分比 (%) 統計表

**2007年 5月 1日 0時 ~ 2007年 5月31日23時**

| 風向<br>風速 | N | NNE | NE | ENE | E | ESE | SE | SSE | S | SSW | SW | WSW | W | WNW | NW | NNW | 合計<br>(%) |
|---|---|---|---|---|---|---|---|---|---|---|---|---|---|---|---|---|---|
| **.3m/s** | 1.1 | .8 | .8 | .3 | 1.6 | .3 | .3 | .8 | 1.7 | 1.3 | 1.3 | 1.6 | .7 | .3 | .3 | .8 | 14.0 |
| **1m/s** | 1.3 | 1.9 | 3.6 | 2.7 | 1.5 | .1 | 1.1 | .9 | 3.0 | 3.8 | 3.9 | 2.3 | 1.1 | .1 | .1 | .5 | 28.0 |
| **2m/s** | 1.6 | 2.8 | 3.8 | 3.1 | .3 | 1.1 | 1.2 | .9 | .4 | 3.2 | 3.8 | 1.1 | .0 | .1 | .3 | .3 | 23.9 |
| **3m/s** | 2.6 | 3.0 | 2.3 | 1.3 | .5 | .8 | .3 | .1 | .0 | .9 | 2.4 | 1.3 | .7 | .1 | .0 | .7 | 17.1 |
| **4m/s** | 1.3 | 1.1 | .7 | .7 | .1 | .4 | .1 | .1 | .0 | .4 | 1.3 | 1.5 | .0 | .1 | .0 | .0 | 7.9 |
| **5m/s** | .3 | .3 | .5 | .1 | .0 | .0 | .0 | .0 | .0 | .1 | .0 | .5 | .0 | .0 | .0 | .0 | 1.9 |
| **6m/s** | .1 | .0 | .1 | .0 | .0 | .0 | .0 | .0 | .0 | .0 | .1 | .0 | .0 | .0 | .0 | .0 | .4 |
| **7m/s** | .0 | .0 | .0 | .0 | .0 | .0 | .0 | .0 | .0 | .0 | .0 | .0 | .0 | .0 | .0 | .0 | .0 |
| **8m/s** | .0 | .0 | .0 | .0 | .0 | .0 | .0 | .0 | .0 | .0 | .0 | .0 | .0 | .0 | .0 | .0 | .0 |
| **10m/s** | .0 | .0 | .0 | .0 | .0 | .0 | .0 | .0 | .0 | .0 | .0 | .0 | .0 | .0 | .0 | .0 | .0 |
| **12m/s** | .0 | .0 | .0 | .0 | .0 | .0 | .0 | .0 | .0 | .0 | .0 | .0 | .0 | .0 | .0 | .0 | .0 |
| **14m/s** | .0 | .0 | .0 | .0 | .0 | .0 | .0 | .0 | .0 | .0 | .0 | .0 | .0 | .0 | .0 | .0 | .0 |
| **16m/s** | .0 | .0 | .0 | .0 | .0 | .0 | .0 | .0 | .0 | .0 | .0 | .0 | .0 | .0 | .0 | .0 | .0 |
| **18m/s** | .0 | .0 | .0 | .0 | .0 | .0 | .0 | .0 | .0 | .0 | .0 | .0 | .0 | .0 | .0 | .0 | .0 |
| **20m/s** | .0 | .0 | .0 | .0 | .0 | .0 | .0 | .0 | .0 | .0 | .0 | .0 | .0 | .0 | .0 | .0 | .0 |
| **25m/s** | .0 | .0 | .0 | .0 | .0 | .0 | .0 | .0 | .0 | .0 | .0 | .0 | .0 | .0 | .0 | .0 | .0 |
| **30m/s** | .0 | .0 | .0 | .0 | .0 | .0 | .0 | .0 | .0 | .0 | .0 | .0 | .0 | .0 | .0 | .0 | .0 |
| **35m/s** | .0 | .0 | .0 | .0 | .0 | .0 | .0 | .0 | .0 | .0 | .0 | .0 | .0 | .0 | .0 | .0 | .0 |
| **40m/s** | .0 | .0 | .0 | .0 | .0 | .0 | .0 | .0 | .0 | .0 | .0 | .0 | .0 | .0 | .0 | .0 | .0 |
| **100m/s** | | | | | | | | | | | | | | | | | |
| 合計 (%) | 8.3 | 9.8 | 11.8 | 8.2 | 4.0 | 2.7 | 3.0 | 3.0 | 5.1 | 9.8 | 12.9 | 8.3 | 2.4 | .8 | .7 | 2.3 | 93.1 |

[註1]: 風速介於 **1.0m/s~ 2.0m/s** 佔 **28.0%** 。主風向 **SW** 佔 **12.9%** 。

[註2]: 風速平均值 = **2.1m/s** , 風速最大值 = **6.5m/s** , 其風向爲 **N** 。

[註3]: 風速小於**5m/s** 佔 **97.7%**; 介於**5~10m/s** 佔 **2.3%** ; 風速大於**10m/s** 佔 **.0%**。

[註4]: 風向介於 **N~E** 佔 **37.8%**;**E~S** 佔 **12.4%** ;**S~W** 佔 **36.8%** ;**W~N** 佔 **6.2%**; 靜風佔 **6.9%** 。

[註5]: 資料每小時記錄一次 , 合計 **744**筆 **(100.0%)** , 檔名 : **W075KLW0.1HA** 。

# 表6.1.41　2007年 6月 基隆港測站 W 風速及風向聯合分佈百分比 (%) 統計表

**2007年 6月 1日 0時 ~ 2007年 6月30日23時**

| 風向<br>風速 | N | NNE | NE | ENE | E | ESE | SE | SSE | S | SSW | SW | WSW | W | WNW | NW | NNW | 合計<br>(%) |
|---|---|---|---|---|---|---|---|---|---|---|---|---|---|---|---|---|---|
| **.3m/s** | 1.8 | .7 | 1.7 | .7 | .0 | .1 | .6 | .3 | 1.5 | 2.0 | 3.5 | 2.7 | .8 | 1.0 | .4 | 1.1 | 19.0 |
| **1m/s** | 1.5 | 2.4 | 4.2 | 1.4 | .7 | .1 | .1 | .7 | 4.8 | 4.1 | 5.2 | 2.4 | 1.4 | .7 | .4 | .7 | 31.0 |
| **2m/s** | 2.4 | 4.2 | 4.2 | .4 | .0 | .0 | .0 | .1 | .7 | 1.1 | 3.1 | 2.0 | .6 | .4 | .3 | .3 | 19.9 |
| **3m/s** | 2.8 | 2.3 | 2.3 | .4 | .0 | .0 | .0 | .3 | .1 | .3 | 1.3 | .3 | .3 | .1 | .3 | .1 | 10.8 |
| **4m/s** | 1.3 | 1.1 | .6 | .1 | .0 | .0 | .0 | .0 | .3 | .0 | .3 | .3 | .1 | .0 | .0 | .0 | 4.1 |
| **5m/s** | .0 | .4 | .1 | .0 | .0 | .0 | .0 | .0 | .0 | .0 | .0 | .1 | .0 | .0 | .0 | .1 | .8 |
| **6m/s** | .0 | .1 | .0 | .0 | .0 | .0 | .0 | .0 | .0 | .0 | .0 | .0 | .0 | .0 | .0 | .0 | .1 |
| **7m/s** | .0 | .0 | .0 | .0 | .0 | .0 | .0 | .0 | .0 | .0 | .0 | .0 | .0 | .0 | .0 | .0 | .0 |
| **8m/s** | .0 | .0 | .0 | .0 | .0 | .0 | .0 | .0 | .0 | .0 | .0 | .0 | .0 | .0 | .0 | .0 | .0 |
| **10m/s** | .0 | .0 | .0 | .0 | .0 | .0 | .0 | .0 | .0 | .0 | .0 | .0 | .0 | .0 | .0 | .0 | .0 |
| **12m/s** | .0 | .0 | .0 | .0 | .0 | .0 | .0 | .0 | .0 | .0 | .0 | .0 | .0 | .0 | .0 | .0 | .0 |
| **14m/s** | .0 | .0 | .0 | .0 | .0 | .0 | .0 | .0 | .0 | .0 | .0 | .0 | .0 | .0 | .0 | .0 | .0 |
| **16m/s** | .0 | .0 | .0 | .0 | .0 | .0 | .0 | .0 | .0 | .0 | .0 | .0 | .0 | .0 | .0 | .0 | .0 |
| **18m/s** | .0 | .0 | .0 | .0 | .0 | .0 | .0 | .0 | .0 | .0 | .0 | .0 | .0 | .0 | .0 | .0 | .0 |
| **20m/s** | .0 | .0 | .0 | .0 | .0 | .0 | .0 | .0 | .0 | .0 | .0 | .0 | .0 | .0 | .0 | .0 | .0 |
| **25m/s** | .0 | .0 | .0 | .0 | .0 | .0 | .0 | .0 | .0 | .0 | .0 | .0 | .0 | .0 | .0 | .0 | .0 |
| **30m/s** | .0 | .0 | .0 | .0 | .0 | .0 | .0 | .0 | .0 | .0 | .0 | .0 | .0 | .0 | .0 | .0 | .0 |
| **35m/s** | .0 | .0 | .0 | .0 | .0 | .0 | .0 | .0 | .0 | .0 | .0 | .0 | .0 | .0 | .0 | .0 | .0 |
| **40m/s** | .0 | .0 | .0 | .0 | .0 | .0 | .0 | .0 | .0 | .0 | .0 | .0 | .0 | .0 | .0 | .0 | .0 |
| **100m/s** | | | | | | | | | | | | | | | | | |
| 合計 (%) | 9.9 | 11.3 | 13.1 | 3.1 | .7 | .3 | .7 | 1.4 | 7.5 | 7.5 | 13.4 | 7.7 | 3.2 | 2.3 | 1.4 | 2.4 | 85.8 |

[註**1**]: 風速介於 **1.0m/s~ 2.0m/s** 佔 **31.0%** 。主風向 **SW** 佔 **13.4%** 。

[註**2**]: 風速平均值 **= 1.7m/s** , 風速最大值 **= 6.3m/s** , 其風向爲 **NNE**。

[註**3**]: 風速小於**5m/s** 佔 **99.0%**; 介於**5~10m/s** 佔 **1.0%** ; 風速大於**10m/s** 佔 **.0%**。

[註**4**]: 風向介於 **N~E** 佔 **35.6%**;**E~S** 佔 **3.5%** ;**S~W** 佔 **36.5%** ;**W~N** 佔 **10.1%**; 靜風佔 **14.2%** 。

[註**5**]: 資料每小時記錄一次 , 合計 **710**筆 ( **98.6%**) , 檔名 : **W076KLW0.1HA** 。

# 表6.1.42　2007年 7月 基隆港測站 W 風速及風向聯合分佈百分比 (%) 統計表

**2007年 7月 1日 0時 ~ 2007年 7月31日23時**

| 風向<br>風速 | N | NNE | NE | ENE | E | ESE | SE | SSE | S | SSW | SW | WSW | W | WNW | NW | NNW | 合計<br>(%) |
|---|---|---|---|---|---|---|---|---|---|---|---|---|---|---|---|---|---|
| **.3m/s** | .1 | .4 | .7 | .7 | .7 | .3 | .1 | .9 | 1.3 | 1.9 | 2.3 | 1.3 | .5 | .4 | .3 | .1 | 12.1 |
| **1m/s** | .4 | .5 | 1.6 | .7 | .8 | .9 | .7 | .5 | 3.2 | 4.7 | 5.1 | 3.2 | 1.1 | .1 | .9 | .7 | 25.3 |
| **2m/s** | 1.1 | 1.8 | 1.1 | .8 | .4 | .3 | .5 | .0 | .7 | 3.9 | 5.8 | 1.9 | .3 | .3 | .4 | .5 | 19.7 |
| **3m/s** | 1.3 | 3.5 | 4.9 | .1 | .0 | .0 | .0 | .3 | .3 | 1.5 | 4.7 | 1.9 | .3 | .1 | .3 | .5 | 19.7 |
| **4m/s** | 1.2 | 4.2 | 3.2 | .1 | .0 | .0 | .0 | .0 | .0 | 1.1 | 1.9 | 1.5 | .7 | .0 | .0 | .0 | 13.9 |
| **5m/s** | .3 | .4 | .4 | .0 | .0 | .0 | .0 | .0 | .0 | .4 | 1.1 | .4 | .3 | .0 | .0 | .0 | 3.2 |
| **6m/s** | .0 | .1 | .0 | .0 | .0 | .0 | .0 | .0 | .0 | .0 | .5 | .3 | .0 | .0 | .0 | .0 | .9 |
| **7m/s** | .0 | .0 | .0 | .0 | .0 | .0 | .0 | .0 | .0 | .0 | .1 | .1 | .0 | .0 | .0 | .0 | .3 |
| **8m/s** | .0 | .0 | .0 | .0 | .0 | .0 | .0 | .0 | .0 | .0 | .0 | .3 | .0 | .0 | .0 | .0 | .3 |
| **10m/s** | .0 | .0 | .1 | .0 | .0 | .0 | .0 | .0 | .0 | .0 | .0 | .0 | .0 | .0 | .0 | .0 | .1 |
| **12m/s** | .0 | .0 | .0 | .0 | .0 | .0 | .0 | .0 | .0 | .0 | .0 | .0 | .0 | .0 | .0 | .0 | .0 |
| **14m/s** | .0 | .0 | .0 | .0 | .0 | .0 | .0 | .0 | .0 | .0 | .0 | .0 | .0 | .0 | .0 | .0 | .0 |
| **16m/s** | .0 | .0 | .0 | .0 | .0 | .0 | .0 | .0 | .0 | .0 | .0 | .0 | .0 | .0 | .0 | .0 | .0 |
| **18m/s** | .0 | .0 | .0 | .0 | .0 | .0 | .0 | .0 | .0 | .0 | .0 | .0 | .0 | .0 | .0 | .0 | .0 |
| **20m/s** | .0 | .0 | .0 | .0 | .0 | .0 | .0 | .0 | .0 | .0 | .0 | .0 | .0 | .0 | .0 | .0 | .0 |
| **25m/s** | .0 | .0 | .0 | .0 | .0 | .0 | .0 | .0 | .0 | .0 | .0 | .0 | .0 | .0 | .0 | .0 | .0 |
| **30m/s** | .0 | .0 | .0 | .0 | .0 | .0 | .0 | .0 | .0 | .0 | .0 | .0 | .0 | .0 | .0 | .0 | .0 |
| **35m/s** | .0 | .0 | .0 | .0 | .0 | .0 | .0 | .0 | .0 | .0 | .0 | .0 | .0 | .0 | .0 | .0 | .0 |
| **40m/s** | .0 | .0 | .0 | .0 | .0 | .0 | .0 | .0 | .0 | .0 | .0 | .0 | .0 | .0 | .0 | .0 | .0 |
| **100m/s** | | | | | | | | | | | | | | | | | |
| 合計 (%) | 4.4 | 10.9 | 12.0 | 2.4 | 1.9 | 1.5 | 1.3 | 1.8 | 5.5 | 13.5 | 21.6 | 10.9 | 3.1 | .9 | 1.9 | 1.9 | 95.6 |

[註**1**]: 風速介於 **1.0m/s~ 2.0m/s** 佔 **25.3%** 。主風向 **SW** 佔 **21.6%** 。

[註**2**]: 風速平均值 **= 2.5m/s** , 風速最大值 **= 11.0m/s** , 其風向爲 **NE** 。

[註**3**]: 風速小於**5m/s** 佔 **95.1%**; 介於**5~10m/s** 佔 **4.7%** ; 風速大於**10m/s** 佔 **.1%**。

[註**4**]: 風向介於 **N~E** 佔 **29.5%**;**E~S** 佔 **7.7%** ;**S~W** 佔 **50.8%** ;**W~N** 佔 **7.5%**; 靜風佔 **4.4%** 。

[註**5**]: 資料每小時記錄一次 , 合計 **742**筆 ( **99.7%**) , 檔名 : **W077KLW0.1HA** 。

# 表6.1.43　2007年 8月 基隆港測站 W 風速及風向聯合分佈百分比 (%) 統計表

**2007年 8月 1日 0時 ~ 2007年 8月31日23時**

| 風向<br>風速 | N | NNE | NE | ENE | E | ESE | SE | SSE | S | SSW | SW | WSW | W | WNW | NW | NNW | 合計<br>(%) |
|---|---|---|---|---|---|---|---|---|---|---|---|---|---|---|---|---|---|
| **.3m/s** | .5 | .4 | .1 | .5 | .1 | .5 | .1 | .4 | 1.7 | 1.5 | .9 | 1.1 | .8 | .1 | .0 | .4 | 9.4 |
| **1m/s** | .9 | .9 | 1.5 | .8 | .9 | .5 | 1.6 | 1.1 | 3.1 | 3.6 | 4.8 | 3.9 | 1.1 | .3 | .1 | .1 | 25.4 |
| **2m/s** | .8 | 1.2 | 1.3 | .5 | .8 | 1.2 | 1.2 | 1.3 | 1.3 | 2.7 | 5.4 | 2.7 | .4 | .0 | .3 | .1 | 21.4 |
| **3m/s** | .5 | 2.0 | 3.6 | .8 | .7 | .5 | 1.1 | 1.2 | 1.1 | 1.2 | 3.2 | .9 | .0 | .0 | .1 | .1 | 17.2 |
| **4m/s** | .3 | 1.3 | 2.2 | 1.2 | .5 | .3 | .4 | .8 | .3 | .1 | .7 | .9 | .3 | .0 | .0 | .0 | 9.3 |
| **5m/s** | .1 | .7 | 1.5 | 2.4 | .4 | .0 | .0 | .3 | .3 | .0 | .5 | .4 | .0 | .0 | .0 | .0 | 6.6 |
| **6m/s** | .0 | .1 | .4 | .9 | .0 | .0 | .1 | .1 | .3 | .0 | .1 | .1 | .0 | .0 | .0 | .0 | 2.3 |
| **7m/s** | .0 | .0 | 1.1 | .5 | .1 | .1 | .1 | .3 | .1 | .0 | .0 | .1 | .0 | .0 | .0 | .0 | 2.6 |
| **8m/s** | .0 | .0 | .3 | .4 | .3 | .4 | .3 | .5 | .1 | .0 | .0 | .0 | .0 | .0 | .0 | .0 | 2.3 |
| **10m/s** | .0 | .0 | .0 | .4 | .0 | .3 | .0 | .0 | .0 | .0 | .0 | .0 | .0 | .0 | .0 | .0 | .7 |
| **12m/s** | .0 | .0 | .0 | .0 | .0 | .0 | .0 | .0 | .0 | .0 | .0 | .0 | .0 | .0 | .0 | .0 | .0 |
| **14m/s** | .0 | .0 | .0 | .0 | .0 | .0 | .0 | .0 | .0 | .0 | .0 | .0 | .0 | .0 | .0 | .0 | .0 |
| **16m/s** | .0 | .0 | .0 | .0 | .0 | .0 | .0 | .0 | .0 | .0 | .0 | .0 | .0 | .0 | .0 | .0 | .0 |
| **18m/s** | .0 | .0 | .0 | .0 | .0 | .0 | .0 | .0 | .0 | .0 | .0 | .0 | .0 | .0 | .0 | .0 | .0 |
| **20m/s** | .0 | .0 | .0 | .0 | .0 | .0 | .0 | .0 | .0 | .0 | .0 | .0 | .0 | .0 | .0 | .0 | .0 |
| **25m/s** | .0 | .0 | .0 | .0 | .0 | .0 | .0 | .0 | .0 | .0 | .0 | .0 | .0 | .0 | .0 | .0 | .0 |
| **30m/s** | .0 | .0 | .0 | .0 | .0 | .0 | .0 | .0 | .0 | .0 | .0 | .0 | .0 | .0 | .0 | .0 | .0 |
| **35m/s** | .0 | .0 | .0 | .0 | .0 | .0 | .0 | .0 | .0 | .0 | .0 | .0 | .0 | .0 | .0 | .0 | .0 |
| **40m/s** | .0 | .0 | .0 | .0 | .0 | .0 | .0 | .0 | .0 | .0 | .0 | .0 | .0 | .0 | .0 | .0 | .0 |
| **100m/s** | | | | | | | | | | | | | | | | | |
| 合計 (%) | 3.2 | 6.7 | 12.0 | 8.6 | 3.9 | 3.9 | 5.0 | 6.0 | 8.3 | 9.1 | 15.7 | 10.2 | 2.6 | .4 | .5 | .8 | 97.0 |

[註1]: 風速介於 **1.0m/s~ 2.0m/s** 佔 **25.4%** 。主風向 **SW** 佔 **15.7%** 。

[註2]: 風速平均值 = **2.9m/s** , 風速最大值 = **10.5m/s** , 其風向爲 **ENE**。

[註3]: 風速小於**5m/s** 佔 **85.6%**; 介於**5~10m/s** 佔 **13.7%** ; 風速大於**10m/s** 佔 **.7%**。

[註4]: 風向介於 **N~E** 佔 **31.9%**;**E~S** 佔 **19.5%** ;**S~W** 佔 **41.7%** ;**W~N** 佔 **4.0%**; 靜風佔 **3.0%** 。

[註5]: 資料每小時記錄一次 , 合計 **744**筆 **(100.0%)** , 檔名 : **W078KLW0.1HA** 。

# 表6.1.44　2007年 9月 基隆港測站 W 風速及風向聯合分佈百分比 (%) 統計表

**2007年 9月 1日 0時 ~ 2007年 9月30日23時**

| 風向<br>風速 | N | NNE | NE | ENE | E | ESE | SE | SSE | S | SSW | SW | WSW | W | WNW | NW | NNW | 合計<br>(%) |
|---|---|---|---|---|---|---|---|---|---|---|---|---|---|---|---|---|---|
| **.3m/s** | .3 | .8 | .7 | .6 | 1.0 | .0 | .1 | .3 | .8 | 1.1 | 1.3 | .7 | .6 | .1 | .3 | .3 | 8.9 |
| **1m/s** | .4 | .4 | 1.1 | 1.8 | 1.5 | .6 | .1 | .1 | .8 | 1.7 | 2.8 | 1.0 | .7 | .3 | .7 | .6 | 14.7 |
| **2m/s** | 1.3 | 1.1 | 3.4 | 4.1 | 1.0 | 1.5 | .7 | .1 | .0 | 1.4 | 1.8 | .6 | .1 | .0 | .3 | .3 | 17.6 |
| **3m/s** | 1.4 | 4.7 | 8.4 | 2.8 | .3 | .6 | .1 | .1 | .0 | .3 | .8 | .7 | .0 | .0 | .0 | .4 | 20.7 |
| **4m/s** | 2.2 | 4.1 | 6.0 | 2.8 | .6 | .6 | .0 | .0 | .0 | .4 | .6 | .3 | .0 | .0 | .0 | .1 | 17.6 |
| **5m/s** | 2.8 | 2.7 | 1.1 | 2.8 | .0 | .0 | .0 | .0 | .0 | .0 | .1 | .0 | .0 | .0 | .1 | .0 | 9.6 |
| **6m/s** | .8 | .6 | .4 | .7 | .0 | .0 | .0 | .0 | .0 | .1 | .0 | .0 | .1 | .0 | .0 | .0 | 2.8 |
| **7m/s** | .6 | .6 | .0 | .0 | .0 | .0 | .0 | .0 | .0 | .0 | .1 | .0 | .0 | .0 | .0 | .1 | 1.4 |
| **8m/s** | 1.5 | .3 | .0 | .0 | .0 | .0 | .0 | .0 | .0 | .1 | .3 | .1 | .0 | .0 | .0 | .3 | 2.7 |
| **10m/s** | .3 | .0 | .0 | .0 | .0 | .0 | .0 | .0 | .0 | .0 | .0 | .0 | .0 | .0 | .0 | .0 | .3 |
| **12m/s** | .0 | .0 | .0 | .0 | .0 | .0 | .0 | .0 | .0 | .0 | .0 | .0 | .0 | .0 | .0 | .0 | .0 |
| **14m/s** | .0 | .0 | .0 | .0 | .0 | .0 | .0 | .0 | .0 | .0 | .0 | .0 | .0 | .0 | .0 | .0 | .0 |
| **16m/s** | .0 | .0 | .0 | .0 | .0 | .0 | .0 | .0 | .0 | .0 | .0 | .0 | .0 | .0 | .0 | .0 | .0 |
| **18m/s** | .0 | .0 | .0 | .0 | .0 | .0 | .0 | .0 | .0 | .0 | .0 | .0 | .0 | .0 | .0 | .0 | .0 |
| **20m/s** | .0 | .0 | .0 | .0 | .0 | .0 | .0 | .0 | .0 | .0 | .0 | .0 | .0 | .0 | .0 | .0 | .0 |
| **25m/s** | .0 | .0 | .0 | .0 | .0 | .0 | .0 | .0 | .0 | .0 | .0 | .0 | .0 | .0 | .0 | .0 | .0 |
| **30m/s** | .0 | .0 | .0 | .0 | .0 | .0 | .0 | .0 | .0 | .0 | .0 | .0 | .0 | .0 | .0 | .0 | .0 |
| **35m/s** | .0 | .0 | .0 | .0 | .0 | .0 | .0 | .0 | .0 | .0 | .0 | .0 | .0 | .0 | .0 | .0 | .0 |
| **40m/s** | .0 | .0 | .0 | .0 | .0 | .0 | .0 | .0 | .0 | .0 | .0 | .0 | .0 | .0 | .0 | .0 | .0 |
| **100m/s** | | | | | | | | | | | | | | | | | |
| 合計 (%) | 11.6 | 15.2 | 21.1 | 15.5 | 4.3 | 3.2 | 1.1 | .7 | 1.7 | 5.2 | 7.8 | 3.4 | 1.5 | .4 | 1.4 | 2.1 | 96.2 |

[註**1**]: 風速介於 **3.0m/s**~ **4.0m/s** 佔 **20.7%** 。主風向 **NE** 佔 **21.1%** 。

[註**2**]: 風速平均值 = **3.3m/s** , 風速最大值 = **10.4m/s** , 其風向爲 **N** 。

[註**3**]: 風速小於**5m/s** 佔 **83.2%**; 介於**5**~**10m/s** 佔 **16.5%** ; 風速大於**10m/s** 佔 **.3%**。

[註**4**]: 風向介於 **N**~**E** 佔 **64.7%**;**E**~**S** 佔 **7.8%** ;**S**~**W** 佔 **18.0%** ;**W**~**N** 佔 **5.7%**; 靜風佔 **3.8%** 。

[註**5**]: 資料每小時記錄一次 , 合計 **716**筆 ( **99.4%**) , 檔名 : **W079KLW0.1HA** 。

# 表6.1.45　2007年 10月 基隆港測站 W 風速及風向聯合分佈百分比 (%) 統計表

**2007年10月 1日 0時 ~ 2007年10月31日23時**

| 風向<br>風速 | N | NNE | NE | ENE | E | ESE | SE | SSE | S | SSW | SW | WSW | W | WNW | NW | NNW | 合計<br>(%) |
|---|---|---|---|---|---|---|---|---|---|---|---|---|---|---|---|---|---|
| **.3m/s** | .3 | .1 | .7 | .1 | .4 | .4 | .3 | .3 | .5 | .4 | .9 | .1 | .3 | .0 | .0 | .0 | 4.8 |
| **1m/s** | .7 | 1.3 | 1.7 | 1.3 | .5 | .3 | .4 | .3 | 1.2 | 1.2 | 1.5 | .5 | .3 | .0 | .1 | .1 | 11.6 |
| **2m/s** | 2.3 | 4.3 | 5.4 | 3.8 | .5 | .1 | .3 | .1 | .0 | .1 | .3 | .3 | .0 | .0 | .0 | .5 | 18.0 |
| **3m/s** | 3.6 | 6.6 | 5.5 | 4.2 | .5 | .0 | .0 | .0 | .0 | .3 | .0 | .0 | .0 | .0 | .0 | .0 | 20.7 |
| **4m/s** | 4.0 | 6.5 | 6.3 | 2.8 | .0 | .0 | .0 | .0 | .1 | .0 | .1 | .0 | .0 | .0 | .0 | .0 | 19.9 |
| **5m/s** | 3.9 | 5.9 | 1.7 | 1.2 | .0 | .0 | .0 | .0 | .0 | .0 | .0 | .0 | .0 | .0 | .0 | .0 | 12.8 |
| **6m/s** | 3.0 | 1.3 | .0 | .4 | .0 | .0 | .0 | .0 | .0 | .0 | .0 | .0 | .0 | .0 | .0 | .0 | 4.7 |
| **7m/s** | .9 | .0 | .0 | .0 | .0 | .0 | .0 | .0 | .0 | .0 | .0 | .0 | .0 | .0 | .0 | .0 | .9 |
| **8m/s** | .0 | .0 | .1 | .0 | .0 | .0 | .0 | .0 | .0 | .0 | .0 | .0 | .0 | .0 | .0 | .0 | .1 |
| **10m/s** | .3 | .0 | .3 | .0 | .0 | .0 | .0 | .0 | .0 | .0 | .0 | .0 | .0 | .0 | .0 | .0 | .5 |
| **12m/s** | .5 | .1 | .4 | .0 | .0 | .0 | .0 | .0 | .0 | .0 | .0 | .0 | .0 | .0 | .0 | .0 | 1.1 |
| **14m/s** | .5 | .0 | .0 | .0 | .0 | .0 | .0 | .0 | .0 | .0 | .0 | .0 | .0 | .0 | .0 | .0 | .5 |
| **16m/s** | .3 | .0 | .1 | .0 | .0 | .0 | .0 | .0 | .0 | .0 | .0 | .0 | .0 | .0 | .0 | .0 | .4 |
| **18m/s** | .4 | .1 | .1 | .0 | .0 | .0 | .0 | .0 | .0 | .0 | .0 | .0 | .0 | .0 | .0 | .0 | .7 |
| **20m/s** | .3 | .0 | .0 | .0 | .0 | .0 | .0 | .0 | .0 | .0 | .0 | .0 | .0 | .0 | .0 | .0 | .3 |
| **25m/s** | .0 | .0 | .0 | .0 | .0 | .0 | .0 | .0 | .0 | .0 | .0 | .0 | .0 | .0 | .0 | .0 | .0 |
| **30m/s** | .0 | .0 | .0 | .0 | .0 | .0 | .0 | .0 | .0 | .0 | .0 | .0 | .0 | .0 | .0 | .0 | .0 |
| **35m/s** | .0 | .0 | .0 | .0 | .0 | .0 | .0 | .0 | .0 | .0 | .0 | .0 | .0 | .0 | .0 | .0 | .0 |
| **40m/s** | .0 | .0 | .0 | .0 | .0 | .0 | .0 | .0 | .0 | .0 | .0 | .0 | .0 | .0 | .0 | .0 | .0 |
| **100m/s** | | | | | | | | | | | | | | | | | |
| 合計 (%) | 21.0 | 26.4 | 22.5 | 13.9 | 2.0 | .8 | .9 | .7 | 1.9 | 2.0 | 2.8 | .9 | .5 | .0 | .1 | .7 | 97.2 |

[註**1**]: 風速介於 **3.0m/s**~ **4.0m/s** 佔 **20.7%** 。主風向 **NNE** 佔 **26.4%** 。

[註**2**]: 風速平均值 = **3.9m/s** , 風速最大值 = **22.8m/s** , 其風向爲 **N** 。

[註**3**]: 風速小於**5m/s** 佔 **77.9%**; 介於**5**~**10m/s** 佔 **18.6%** ; 風速大於**10m/s** 佔 **3.5%**。

[註**4**]: 風向介於 **N**~**E** 佔 **85.1%**;**E**~**S** 佔 **3.6%** ;**S**~**W** 佔 **7.3%** ;**W**~**N** 佔 **1.2%**; 靜風佔 **2.8%** 。

[註**5**]: 資料每小時記錄一次 , 合計 **743**筆 ( **99.9%**) , 檔名 : **W07AKLW0.1HA** 。

# 表6.1.46　2007年 11月 基隆港測站 W 風速及風向聯合分佈百分比 (%) 統計表

**2007年11月 1日 0時 ~ 2007年11月30日23時**

| 風向<br>風速 | N | NNE | NE | ENE | E | ESE | SE | SSE | S | SSW | SW | WSW | W | WNW | NW | NNW | 合計<br>(%) |
|---|---|---|---|---|---|---|---|---|---|---|---|---|---|---|---|---|---|
| **.3m/s** | .7 | .6 | .1 | .0 | .0 | .0 | .0 | .0 | .0 | .0 | .1 | .1 | .1 | .0 | .0 | .0 | 1.8 |
| **1m/s** | .8 | 1.0 | 1.1 | 1.0 | .3 | .3 | .4 | .3 | .0 | .0 | .1 | .0 | .1 | .0 | .1 | .0 | 5.6 |
| **2m/s** | 1.3 | 2.2 | 2.1 | 2.9 | .4 | .7 | .1 | .1 | .0 | .0 | .0 | .0 | .0 | .0 | .0 | .0 | 9.9 |
| **3m/s** | 1.3 | 3.2 | 4.7 | 4.2 | .1 | .3 | .0 | .0 | .0 | .0 | .0 | .0 | .0 | .0 | .0 | .0 | 13.8 |
| **4m/s** | 3.9 | 5.6 | 7.4 | 2.1 | .3 | .0 | .0 | .0 | .0 | .0 | .0 | .0 | .0 | .0 | .0 | .1 | 19.3 |
| **5m/s** | 3.8 | 8.5 | 7.2 | 1.1 | .0 | .0 | .0 | .0 | .0 | .0 | .0 | .0 | .0 | .0 | .0 | .0 | 20.6 |
| **6m/s** | 3.3 | 4.2 | 3.1 | .6 | .0 | .0 | .0 | .0 | .0 | .0 | .0 | .0 | .0 | .0 | .0 | .0 | 11.1 |
| **7m/s** | 3.1 | 2.2 | .7 | .0 | .0 | .0 | .0 | .0 | .0 | .0 | .0 | .0 | .0 | .0 | .0 | .0 | 6.0 |
| **8m/s** | 5.0 | 1.3 | .1 | .0 | .0 | .0 | .0 | .0 | .0 | .0 | .0 | .0 | .0 | .0 | .0 | .0 | 6.4 |
| **10m/s** | 2.2 | .0 | .0 | .0 | .0 | .0 | .0 | .0 | .0 | .0 | .0 | .0 | .0 | .0 | .0 | .0 | 2.2 |
| **12m/s** | .6 | .0 | .0 | .0 | .0 | .0 | .0 | .0 | .0 | .0 | .0 | .0 | .0 | .0 | .0 | .0 | .6 |
| **14m/s** | .0 | .0 | .0 | .0 | .0 | .0 | .0 | .0 | .0 | .0 | .0 | .0 | .0 | .0 | .0 | .0 | .0 |
| **16m/s** | .0 | .0 | .0 | .0 | .0 | .0 | .0 | .0 | .0 | .0 | .0 | .0 | .0 | .0 | .0 | .0 | .0 |
| **18m/s** | .0 | .0 | .0 | .0 | .0 | .0 | .0 | .0 | .0 | .0 | .0 | .0 | .0 | .0 | .0 | .0 | .0 |
| **20m/s** | .0 | .0 | .0 | .0 | .0 | .0 | .0 | .0 | .0 | .0 | .0 | .0 | .0 | .0 | .0 | .0 | .0 |
| **25m/s** | .0 | .0 | .0 | .0 | .0 | .0 | .0 | .0 | .0 | .0 | .0 | .0 | .0 | .0 | .0 | .0 | .0 |
| **30m/s** | .0 | .0 | .0 | .0 | .0 | .0 | .0 | .0 | .0 | .0 | .0 | .0 | .0 | .0 | .0 | .0 | .0 |
| **35m/s** | .0 | .0 | .0 | .0 | .0 | .0 | .0 | .0 | .0 | .0 | .0 | .0 | .0 | .0 | .0 | .0 | .0 |
| **40m/s** | .0 | .0 | .0 | .0 | .0 | .0 | .0 | .0 | .0 | .0 | .0 | .0 | .0 | .0 | .0 | .0 | .0 |
| **100m/s** | | | | | | | | | | | | | | | | | |
| 合計 (%) | 25.8 | 28.6 | 26.5 | 11.8 | 1.1 | 1.3 | .6 | .4 | .0 | .0 | .3 | .1 | .3 | .0 | .1 | .1 | 97.1 |

[註**1**]: 風速介於 **5.0m/s**~ **6.0m/s** 佔 **20.6%** 。主風向 **NNE** 佔 **28.6%** 。

[註**2**]: 風速平均值 = **4.8m/s** , 風速最大值 = **13.9m/s** , 其風向爲 **N** 。

[註**3**]: 風速小於**5m/s** 佔 **53.2%**; 介於**5**~**10m/s** 佔 **44.0%** ; 風速大於**10m/s** 佔 **2.8%**。

[註**4**]: 風向介於 **N**~**E** 佔 **92.8%**;**E**~**S** 佔 **2.6%** ;**S**~**W** 佔 **.6%** ;**W**~**N** 佔 **1.1%**; 靜風佔 **2.9%** 。

[註**5**]: 資料每小時記錄一次 , 合計 **720**筆 **(100.0%)** , 檔名 : **W07BKLW0.1HA** 。

# 表6.1.47　2007年 冬季 基隆港測站 W 風速及風向聯合分佈百分比 (%) 統計表

**2006年12月 1日11時 ~ 2007年 2月28日23時**

| 風向<br>風速 | N | NNE | NE | ENE | E | ESE | SE | SSE | S | SSW | SW | WSW | W | WNW | NW | NNW | 合計<br>(%) |
|---|---|---|---|---|---|---|---|---|---|---|---|---|---|---|---|---|---|
| **.3m/s** | .8 | .3 | .5 | .5 | .3 | .1 | .2 | .1 | .6 | .4 | .6 | .8 | .9 | .2 | .2 | .2 | 6.8 |
| **1m/s** | 1.0 | 1.1 | 1.5 | 1.3 | .9 | .6 | .3 | .5 | 1.2 | 1.9 | 1.9 | 1.3 | .7 | .3 | .2 | .3 | 14.9 |
| **2m/s** | 1.7 | 1.4 | 3.7 | 3.9 | 1.2 | .3 | .4 | .3 | .4 | 1.3 | 1.0 | .4 | .1 | .0 | .1 | .5 | 16.5 |
| **3m/s** | 3.0 | 3.4 | 3.4 | 4.3 | .6 | .1 | .2 | .0 | .1 | .1 | .8 | .1 | .0 | .0 | .2 | 1.1 | 17.4 |
| **4m/s** | 4.0 | 4.8 | 4.8 | 2.3 | .1 | .0 | .0 | .0 | .0 | .0 | .1 | .0 | .0 | .0 | .0 | .4 | 16.7 |
| **5m/s** | 4.8 | 4.8 | 3.4 | 1.4 | .0 | .0 | .0 | .0 | .0 | .0 | .0 | .0 | .0 | .0 | .0 | .1 | 14.5 |
| **6m/s** | 2.8 | 2.7 | 1.1 | .1 | .0 | .0 | .0 | .0 | .0 | .0 | .0 | .0 | .0 | .0 | .0 | .0 | 6.7 |
| **7m/s** | 1.7 | .7 | .3 | .0 | .0 | .0 | .0 | .0 | .0 | .0 | .0 | .0 | .0 | .0 | .0 | .0 | 2.7 |
| **8m/s** | 1.2 | .1 | .1 | .0 | .0 | .0 | .0 | .0 | .0 | .0 | .0 | .0 | .0 | .0 | .0 | .0 | 1.4 |
| **10m/s** | .1 | .0 | .0 | .0 | .0 | .0 | .0 | .0 | .0 | .0 | .0 | .0 | .0 | .0 | .0 | .0 | .1 |
| **12m/s** | .0 | .0 | .0 | .0 | .0 | .0 | .0 | .0 | .0 | .0 | .0 | .0 | .0 | .0 | .0 | .0 | .0 |
| **14m/s** | .0 | .0 | .0 | .0 | .0 | .0 | .0 | .0 | .0 | .0 | .0 | .0 | .0 | .0 | .0 | .0 | .0 |
| **16m/s** | .0 | .0 | .0 | .0 | .0 | .0 | .0 | .0 | .0 | .0 | .0 | .0 | .0 | .0 | .0 | .0 | .0 |
| **18m/s** | .0 | .0 | .0 | .0 | .0 | .0 | .0 | .0 | .0 | .0 | .0 | .0 | .0 | .0 | .0 | .0 | .0 |
| **20m/s** | .0 | .0 | .0 | .0 | .0 | .0 | .0 | .0 | .0 | .0 | .0 | .0 | .0 | .0 | .0 | .0 | .0 |
| **25m/s** | .0 | .0 | .0 | .0 | .0 | .0 | .0 | .0 | .0 | .0 | .0 | .0 | .0 | .0 | .0 | .0 | .0 |
| **30m/s** | .0 | .0 | .0 | .0 | .0 | .0 | .0 | .0 | .0 | .0 | .0 | .0 | .0 | .0 | .0 | .0 | .0 |
| **35m/s** | .0 | .0 | .0 | .0 | .0 | .0 | .0 | .0 | .0 | .0 | .0 | .0 | .0 | .0 | .0 | .0 | .0 |
| **40m/s** | .0 | .0 | .0 | .0 | .0 | .0 | .0 | .0 | .0 | .0 | .0 | .0 | .0 | .0 | .0 | .0 | .0 |
| **100m/s** | | | | | | | | | | | | | | | | | |
| 合計 (%) | 21.0 | 19.3 | 18.6 | 13.7 | 3.0 | 1.2 | 1.2 | 1.0 | 2.2 | 3.7 | 4.5 | 2.7 | 1.7 | .5 | .7 | 2.6 | 97.7 |

[註**1**]: 風速介於 **3.0m/s~ 4.0m/s** 佔 **17.4%** 。主風向 **N** 佔 **21.0%** 。

[註**2**]: 風速平均值 **= 3.5m/s** , 風速最大值 **= 10.7m/s** , 其風向爲 **N** 。

[註**3**]: 風速小於**5m/s** 佔 **74.7%**; 介於**5~10m/s** 佔 **25.2%** ; 風速大於**10m/s** 佔 **.1%**。

[註**4**]: 風向介於 **N~E** 佔 **71.6%**;**E~S** 佔 **5.3%** ;**S~W** 佔 **13.3%** ;**W~N** 佔 **7.4%**; 靜風佔 **2.3%** 。

[註**5**]: 資料每小時記錄一次 , 合計 **2144**筆 ( **99.3%**) , 檔名 : **W07WKLW0.1HY** 。

# 表6.1.48　2007年 春季 基隆港測站 W 風速及風向聯合分佈百分比 (%) 統計表

**2007年 3月 1日 0時 ~ 2007年 5月31日23時**

| 風向<br>風速 | N | NNE | NE | ENE | E | ESE | SE | SSE | S | SSW | SW | WSW | W | WNW | NW | NNW | 合計<br>(%) |
|---|---|---|---|---|---|---|---|---|---|---|---|---|---|---|---|---|---|
| **.3m/s** | 1.0 | .6 | .7 | .5 | .8 | .4 | .4 | .9 | 1.2 | 1.3 | 1.4 | 1.3 | 1.2 | .4 | .2 | .5 | 12.7 |
| **1m/s** | 1.5 | 2.0 | 2.8 | 1.8 | .8 | .4 | .8 | 1.1 | 2.1 | 2.7 | 2.9 | 2.1 | .9 | .1 | .5 | .5 | 23.0 |
| **2m/s** | 2.4 | 2.7 | 3.2 | 2.3 | .5 | .5 | .6 | .5 | .6 | 2.0 | 2.7 | .8 | .3 | .1 | .2 | .3 | 19.7 |
| **3m/s** | 3.4 | 3.8 | 2.9 | 2.4 | .3 | .3 | .3 | .2 | .3 | .8 | 1.8 | .6 | .3 | .0 | .0 | .3 | 17.8 |
| **4m/s** | 2.5 | 2.6 | 1.6 | 1.4 | .0 | .1 | .0 | .0 | .0 | .2 | 1.0 | .7 | .0 | .0 | .1 | .2 | 10.6 |
| **5m/s** | 1.9 | 2.4 | 1.3 | .2 | .0 | .0 | .0 | .0 | .0 | .0 | .2 | .2 | .0 | .0 | .0 | .1 | 6.4 |
| **6m/s** | .7 | 1.5 | .7 | .0 | .0 | .0 | .0 | .0 | .0 | .0 | .1 | .0 | .0 | .0 | .0 | .0 | 3.1 |
| **7m/s** | .1 | .6 | .1 | .0 | .0 | .0 | .0 | .0 | .0 | .0 | .0 | .0 | .0 | .0 | .0 | .0 | .9 |
| **8m/s** | .1 | .0 | .0 | .0 | .0 | .0 | .0 | .0 | .0 | .0 | .0 | .0 | .0 | .0 | .0 | .0 | .1 |
| **10m/s** | .0 | .0 | .0 | .0 | .0 | .0 | .0 | .0 | .0 | .0 | .0 | .0 | .0 | .0 | .0 | .0 | .0 |
| **12m/s** | .0 | .0 | .0 | .0 | .0 | .0 | .0 | .0 | .0 | .0 | .0 | .0 | .0 | .0 | .0 | .0 | .0 |
| **14m/s** | .0 | .0 | .0 | .0 | .0 | .0 | .0 | .0 | .0 | .0 | .0 | .0 | .0 | .0 | .0 | .0 | .0 |
| **16m/s** | .0 | .0 | .0 | .0 | .0 | .0 | .0 | .0 | .0 | .0 | .0 | .0 | .0 | .0 | .0 | .0 | .0 |
| **18m/s** | .0 | .0 | .0 | .0 | .0 | .0 | .0 | .0 | .0 | .0 | .0 | .0 | .0 | .0 | .0 | .0 | .0 |
| **20m/s** | .0 | .0 | .0 | .0 | .0 | .0 | .0 | .0 | .0 | .0 | .0 | .0 | .0 | .0 | .0 | .0 | .0 |
| **25m/s** | .0 | .0 | .0 | .0 | .0 | .0 | .0 | .0 | .0 | .0 | .0 | .0 | .0 | .0 | .0 | .0 | .0 |
| **30m/s** | .0 | .0 | .0 | .0 | .0 | .0 | .0 | .0 | .0 | .0 | .0 | .0 | .0 | .0 | .0 | .0 | .0 |
| **35m/s** | .0 | .0 | .0 | .0 | .0 | .0 | .0 | .0 | .0 | .0 | .0 | .0 | .0 | .0 | .0 | .0 | .0 |
| **40m/s** | .0 | .0 | .0 | .0 | .0 | .0 | .0 | .0 | .0 | .0 | .0 | .0 | .0 | .0 | .0 | .0 | .0 |
| **100m/s** | | | | | | | | | | | | | | | | | |
| 合計 (%) | 13.7 | 16.2 | 13.3 | 8.6 | 2.5 | 1.8 | 2.2 | 2.7 | 4.1 | 7.1 | 10.0 | 5.8 | 2.6 | .7 | 1.1 | 2.0 | 94.3 |

[註1]: 風速介於 **1.0m/s~ 2.0m/s** 佔 **23.0%** 。主風向 **NNE** 佔 **16.2%** 。

[註2]: 風速平均值 = **2.6m/s** , 風速最大值 = **11.8m/s** , 其風向爲 **N** 。

[註3]: 風速小於**5m/s** 佔 **89.4%**; 介於**5~10m/s** 佔 **10.5%** ; 風速大於**10m/s** 佔 **.0%**。

[註4]: 風向介於 **N~E** 佔 **50.0%**;**E~S** 佔 **9.3%** ;**S~W** 佔 **27.5%** ;**W~N** 佔 **7.5%**; 靜風佔 **5.7%** 。

[註5]: 資料每小時記錄一次 , 合計 **2207**筆 **(100.0%)** , 檔名 : **W07NKLW0.1HY** 。

# 表6.1.49　2007年 夏季 基隆港測站 W 風速及風向聯合分佈百分比 (%) 統計表

**2007年 6月 1日 0時 ~ 2007年 8月31日23時**

| 風向<br>風速 | N | NNE | NE | ENE | E | ESE | SE | SSE | S | SSW | SW | WSW | W | WNW | NW | NNW | 合計<br>(%) |
|---|---|---|---|---|---|---|---|---|---|---|---|---|---|---|---|---|---|
| **.3m/s** | .8 | .5 | .8 | .6 | .3 | .3 | .3 | .5 | 1.5 | 1.8 | 2.2 | 1.7 | .7 | .5 | .2 | .5 | 13.4 |
| **1m/s** | 1.0 | 1.3 | 2.4 | 1.0 | .8 | .5 | .8 | .8 | 3.7 | 4.1 | 5.1 | 3.2 | 1.2 | .4 | .5 | .5 | 27.2 |
| **2m/s** | 1.4 | 2.4 | 2.2 | .6 | .4 | .5 | .6 | .5 | .9 | 2.6 | 4.8 | 2.2 | .4 | .2 | .3 | .3 | 20.3 |
| **3m/s** | 1.5 | 2.6 | 3.6 | .5 | .2 | .2 | .4 | .6 | .5 | 1.0 | 3.1 | 1.0 | .2 | .1 | .2 | .3 | 16.0 |
| **4m/s** | .9 | 2.2 | 2.0 | .5 | .2 | .1 | .1 | .3 | .2 | .4 | 1.0 | .9 | .4 | .0 | .0 | .0 | 9.2 |
| **5m/s** | .1 | .5 | .7 | .8 | .1 | .0 | .0 | .1 | .1 | .1 | .5 | .3 | .1 | .0 | .0 | .0 | 3.6 |
| **6m/s** | .0 | .1 | .1 | .3 | .0 | .0 | .0 | .0 | .1 | .0 | .2 | .1 | .0 | .0 | .0 | .0 | 1.1 |
| **7m/s** | .0 | .0 | .4 | .2 | .0 | .0 | .0 | .1 | .0 | .0 | .0 | .1 | .0 | .0 | .0 | .0 | 1.0 |
| **8m/s** | .0 | .0 | .1 | .1 | .1 | .1 | .1 | .2 | .0 | .0 | .0 | .1 | .0 | .0 | .0 | .0 | .9 |
| **10m/s** | .0 | .0 | .0 | .1 | .0 | .1 | .0 | .0 | .0 | .0 | .0 | .0 | .0 | .0 | .0 | .0 | .3 |
| **12m/s** | .0 | .0 | .0 | .0 | .0 | .0 | .0 | .0 | .0 | .0 | .0 | .0 | .0 | .0 | .0 | .0 | .0 |
| **14m/s** | .0 | .0 | .0 | .0 | .0 | .0 | .0 | .0 | .0 | .0 | .0 | .0 | .0 | .0 | .0 | .0 | .0 |
| **16m/s** | .0 | .0 | .0 | .0 | .0 | .0 | .0 | .0 | .0 | .0 | .0 | .0 | .0 | .0 | .0 | .0 | .0 |
| **18m/s** | .0 | .0 | .0 | .0 | .0 | .0 | .0 | .0 | .0 | .0 | .0 | .0 | .0 | .0 | .0 | .0 | .0 |
| **20m/s** | .0 | .0 | .0 | .0 | .0 | .0 | .0 | .0 | .0 | .0 | .0 | .0 | .0 | .0 | .0 | .0 | .0 |
| **25m/s** | .0 | .0 | .0 | .0 | .0 | .0 | .0 | .0 | .0 | .0 | .0 | .0 | .0 | .0 | .0 | .0 | .0 |
| **30m/s** | .0 | .0 | .0 | .0 | .0 | .0 | .0 | .0 | .0 | .0 | .0 | .0 | .0 | .0 | .0 | .0 | .0 |
| **35m/s** | .0 | .0 | .0 | .0 | .0 | .0 | .0 | .0 | .0 | .0 | .0 | .0 | .0 | .0 | .0 | .0 | .0 |
| **40m/s** | .0 | .0 | .0 | .0 | .0 | .0 | .0 | .0 | .0 | .0 | .0 | .0 | .0 | .0 | .0 | .0 | .0 |
| **100m/s** | | | | | | | | | | | | | | | | | |
| 合計 (%) | 5.8 | 9.6 | 12.3 | 4.7 | 2.2 | 1.9 | 2.4 | 3.1 | 7.1 | 10.1 | 16.9 | 9.7 | 3.0 | 1.2 | 1.3 | 1.7 | 92.9 |

[註1]: 風速介於 **1.0m/s~ 2.0m/s** 佔 **27.2%** 。主風向 **SW** 佔 **16.9%** 。

[註2]: 風速平均值 = **2.4m/s** , 風速最大值 = **11.0m/s** , 其風向爲 **NE** 。

[註3]: 風速小於**5m/s** 佔 **93.2%**; 介於**5~10m/s** 佔 **6.6%** ; 風速大於**10m/s** 佔 **.3%**。

[註4]: 風向介於 **N~E** 佔 **32.3%**;**E~S** 佔 **10.3%** ;**S~W** 佔 **43.1%** ;**W~N** 佔 **7.2%**; 靜風佔 **7.1%** 。

[註5]: 資料每小時記錄一次 , 合計 **2196**筆 ( **99.5%**) , 檔名 : **W07SKLW0.1HY** 。

# 表6.1.50　2007年 秋季 基隆港測站 W 風速及風向聯合分佈百分比 (%) 統計表

**2007年 9月 1日 0時 ~ 2007年11月30日23時**

| 風向<br>風速 | N | NNE | NE | ENE | E | ESE | SE | SSE | S | SSW | SW | WSW | W | WNW | NW | NNW | 合計<br>(%) |
|---|---|---|---|---|---|---|---|---|---|---|---|---|---|---|---|---|---|
| **.3m/s** | .4 | .5 | .5 | .2 | .5 | .1 | .1 | .2 | .5 | .5 | .8 | .3 | .3 | .0 | .1 | .1 | 5.2 |
| **1m/s** | .6 | .9 | 1.3 | 1.4 | .8 | .4 | .3 | .2 | .7 | 1.0 | 1.5 | .5 | .4 | .1 | .3 | .2 | 10.6 |
| **2m/s** | 1.6 | 2.6 | 3.6 | 3.6 | .6 | .8 | .4 | .1 | .0 | .5 | .7 | .3 | .0 | .0 | .1 | .3 | 15.2 |
| **3m/s** | 2.1 | 4.9 | 6.2 | 3.7 | .3 | .3 | .0 | .0 | .0 | .2 | .3 | .2 | .0 | .0 | .0 | .1 | 18.4 |
| **4m/s** | 3.4 | 5.4 | 6.6 | 2.6 | .3 | .2 | .0 | .0 | .0 | .1 | .2 | .1 | .0 | .0 | .0 | .1 | 19.0 |
| **5m/s** | 3.5 | 5.7 | 3.4 | 1.7 | .0 | .0 | .0 | .0 | .0 | .0 | .0 | .0 | .0 | .0 | .0 | .0 | 14.3 |
| **6m/s** | 2.4 | 2.0 | 1.1 | .6 | .0 | .0 | .0 | .0 | .0 | .0 | .0 | .0 | .0 | .0 | .0 | .0 | 6.2 |
| **7m/s** | 1.5 | .9 | .2 | .0 | .0 | .0 | .0 | .0 | .0 | .0 | .0 | .0 | .0 | .0 | .0 | .0 | 2.8 |
| **8m/s** | 2.2 | .5 | .1 | .0 | .0 | .0 | .0 | .0 | .0 | .0 | .1 | .0 | .0 | .0 | .0 | .1 | 3.0 |
| **10m/s** | .9 | .0 | .1 | .0 | .0 | .0 | .0 | .0 | .0 | .0 | .0 | .0 | .0 | .0 | .0 | .0 | 1.0 |
| **12m/s** | .4 | .0 | .1 | .0 | .0 | .0 | .0 | .0 | .0 | .0 | .0 | .0 | .0 | .0 | .0 | .0 | .6 |
| **14m/s** | .2 | .0 | .0 | .0 | .0 | .0 | .0 | .0 | .0 | .0 | .0 | .0 | .0 | .0 | .0 | .0 | .2 |
| **16m/s** | .1 | .0 | .0 | .0 | .0 | .0 | .0 | .0 | .0 | .0 | .0 | .0 | .0 | .0 | .0 | .0 | .1 |
| **18m/s** | .1 | .0 | .0 | .0 | .0 | .0 | .0 | .0 | .0 | .0 | .0 | .0 | .0 | .0 | .0 | .0 | .2 |
| **20m/s** | .1 | .0 | .0 | .0 | .0 | .0 | .0 | .0 | .0 | .0 | .0 | .0 | .0 | .0 | .0 | .0 | .1 |
| **25m/s** | .0 | .0 | .0 | .0 | .0 | .0 | .0 | .0 | .0 | .0 | .0 | .0 | .0 | .0 | .0 | .0 | .0 |
| **30m/s** | .0 | .0 | .0 | .0 | .0 | .0 | .0 | .0 | .0 | .0 | .0 | .0 | .0 | .0 | .0 | .0 | .0 |
| **35m/s** | .0 | .0 | .0 | .0 | .0 | .0 | .0 | .0 | .0 | .0 | .0 | .0 | .0 | .0 | .0 | .0 | .0 |
| **40m/s** | .0 | .0 | .0 | .0 | .0 | .0 | .0 | .0 | .0 | .0 | .0 | .0 | .0 | .0 | .0 | .0 | .0 |
| **100m/s** | | | | | | | | | | | | | | | | | |
| 合計 (%) | 19.5 | 23.5 | 23.4 | 13.7 | 2.5 | 1.7 | .9 | .6 | 1.2 | 2.4 | 3.6 | 1.5 | .8 | .1 | .6 | 1.0 | 96.8 |

[註1]: 風速介於 **4.0m/s~ 5.0m/s** 佔 **19.0%** 。主風向 **NNE** 佔 **23.5%** 。

[註2]: 風速平均值 = **4.0m/s** , 風速最大值 = **22.8m/s** , 其風向爲 **N** 。

[註3]: 風速小於**5m/s** 佔 **71.5%**; 介於**5~10m/s** 佔 **26.3%** ; 風速大於**10m/s** 佔 **2.2%**。

[註4]: 風向介於 **N~E** 佔 **80.9%**;**E~S** 佔 **4.7%** ;**S~W** 佔 **8.6%** ;**W~N** 佔 **2.7%**; 靜風佔 **3.2%** 。

[註5]: 資料每小時記錄一次 , 合計 **2179**筆 ( **99.8%**) , 檔名 : **W07FKLW0.1HY** 。

# 表6.1.51　2007年 整年 基隆港測站 W 風速及風向聯合分佈百分比 (%) 統計表

**2006年12月 1日11時 ~ 2007年11月30日23時**

| 風向<br>風速 | N | NNE | NE | ENE | E | ESE | SE | SSE | S | SSW | SW | WSW | W | WNW | NW | NNW | 合計<br>(%) |
|---|---|---|---|---|---|---|---|---|---|---|---|---|---|---|---|---|---|
| **.3m/s** | .8 | .5 | .6 | .5 | .5 | .2 | .3 | .4 | 1.0 | 1.0 | 1.2 | 1.0 | .8 | .3 | .2 | .3 | 9.5 |
| **1m/s** | 1.0 | 1.3 | 2.0 | 1.4 | .8 | .5 | .6 | .6 | 1.9 | 2.4 | 2.8 | 1.8 | .8 | .2 | .4 | .4 | 19.0 |
| **2m/s** | 1.8 | 2.3 | 3.2 | 2.6 | .7 | .5 | .5 | .3 | .5 | 1.6 | 2.3 | .9 | .2 | .1 | .2 | .3 | 17.9 |
| **3m/s** | 2.5 | 3.7 | 4.0 | 2.7 | .3 | .2 | .2 | .2 | .2 | .5 | 1.5 | .5 | .1 | .0 | .1 | .4 | 17.4 |
| **4m/s** | 2.7 | 3.7 | 3.7 | 1.7 | .2 | .1 | .1 | .1 | .1 | .2 | .6 | .4 | .1 | .0 | .0 | .2 | 13.8 |
| **5m/s** | 2.6 | 3.3 | 2.2 | 1.0 | .0 | .0 | .0 | .0 | .0 | .0 | .2 | .1 | .0 | .0 | .0 | .1 | 9.6 |
| **6m/s** | 1.5 | 1.6 | .8 | .2 | .0 | .0 | .0 | .0 | .0 | .0 | .1 | .1 | .0 | .0 | .0 | .0 | 4.3 |
| **7m/s** | .8 | .6 | .2 | .0 | .0 | .0 | .0 | .0 | .0 | .0 | .0 | .0 | .0 | .0 | .0 | .0 | 1.8 |
| **8m/s** | .9 | .2 | .1 | .0 | .0 | .0 | .0 | .0 | .0 | .0 | .0 | .0 | .0 | .0 | .0 | .0 | 1.4 |
| **10m/s** | .3 | .0 | .0 | .0 | .0 | .0 | .0 | .0 | .0 | .0 | .0 | .0 | .0 | .0 | .0 | .0 | .4 |
| **12m/s** | .1 | .0 | .0 | .0 | .0 | .0 | .0 | .0 | .0 | .0 | .0 | .0 | .0 | .0 | .0 | .0 | .1 |
| **14m/s** | .0 | .0 | .0 | .0 | .0 | .0 | .0 | .0 | .0 | .0 | .0 | .0 | .0 | .0 | .0 | .0 | .0 |
| **16m/s** | .0 | .0 | .0 | .0 | .0 | .0 | .0 | .0 | .0 | .0 | .0 | .0 | .0 | .0 | .0 | .0 | .0 |
| **18m/s** | .0 | .0 | .0 | .0 | .0 | .0 | .0 | .0 | .0 | .0 | .0 | .0 | .0 | .0 | .0 | .0 | .1 |
| **20m/s** | .0 | .0 | .0 | .0 | .0 | .0 | .0 | .0 | .0 | .0 | .0 | .0 | .0 | .0 | .0 | .0 | .0 |
| **25m/s** | .0 | .0 | .0 | .0 | .0 | .0 | .0 | .0 | .0 | .0 | .0 | .0 | .0 | .0 | .0 | .0 | .0 |
| **30m/s** | .0 | .0 | .0 | .0 | .0 | .0 | .0 | .0 | .0 | .0 | .0 | .0 | .0 | .0 | .0 | .0 | .0 |
| **35m/s** | .0 | .0 | .0 | .0 | .0 | .0 | .0 | .0 | .0 | .0 | .0 | .0 | .0 | .0 | .0 | .0 | .0 |
| **40m/s** | .0 | .0 | .0 | .0 | .0 | .0 | .0 | .0 | .0 | .0 | .0 | .0 | .0 | .0 | .0 | .0 | .0 |
| **100m/s** | | | | | | | | | | | | | | | | | |
| 合計 (%) | 15.0 | 17.1 | 16.9 | 10.2 | 2.5 | 1.7 | 1.7 | 1.8 | 3.7 | 5.8 | 8.8 | 4.9 | 2.0 | .6 | .9 | 1.8 | 95.4 |

[註1]: 風速介於 **1.0m/s~ 2.0m/s** 佔 **19.0%** 。主風向 **NNE** 佔 **17.1%** 。

[註2]: 風速平均值 = **3.1m/s** , 風速最大值 = **22.8m/s** , 其風向爲 **N** 。

[註3]: 風速小於**5m/s** 佔 **82.3%**; 介於**5~10m/s** 佔 **17.1%** ; 風速大於**10m/s** 佔 **.7%**。

[註4]: 風向介於 **N~E** 佔 **58.6%**;**E~S** 佔 **7.4%** ;**S~W** 佔 **23.2%** ;**W~N** 佔 **6.2%**; 靜風佔 **4.6%** 。

[註5]: 資料每小時記錄一次 , 合計 **8726**筆 ( **99.6%**) , 檔名 : **W070KLW0.1HY** 。

# 表6.1.52　歷年 12月 基隆港測站 W 風速及風向聯合分佈百分比 (%) 統計表

**1999年12月 1日 0時 ~ 2006年12月31日23時**

| 風向<br>風速 | N | NNE | NE | ENE | E | ESE | SE | SSE | S | SSW | SW | WSW | W | WNW | NW | NNW | 合計<br>(%) |
|---|---|---|---|---|---|---|---|---|---|---|---|---|---|---|---|---|---|
| **.3m/s** | .5 | .4 | .5 | .4 | .6 | .3 | .4 | .5 | .8 | .6 | .8 | .5 | .5 | .2 | .2 | .3 | 7.4 |
| **1m/s** | .7 | .9 | 1.2 | 1.4 | 1.8 | .8 | .5 | .4 | 1.6 | 1.2 | 1.2 | .6 | .4 | .3 | .3 | .6 | 13.8 |
| **2m/s** | .9 | 1.7 | 2.6 | 3.5 | 3.2 | 1.0 | .4 | .2 | .5 | .5 | .4 | .2 | .2 | .1 | .3 | .5 | 16.1 |
| **3m/s** | 1.5 | 2.6 | 3.3 | 4.3 | 2.7 | .8 | .2 | .0 | .1 | .1 | .3 | .1 | .0 | .1 | .2 | .5 | 16.8 |
| **4m/s** | 1.6 | 4.2 | 4.2 | 3.9 | 1.8 | .2 | .0 | .1 | .0 | .1 | .1 | .0 | .0 | .0 | .1 | .2 | 16.5 |
| **5m/s** | 1.7 | 4.4 | 4.1 | 1.8 | .5 | .1 | .0 | .0 | .0 | .0 | .0 | .0 | .0 | .0 | .1 | .2 | 12.9 |
| **6m/s** | 1.6 | 3.5 | 1.8 | .4 | .1 | .0 | .0 | .0 | .0 | .0 | .0 | .0 | .0 | .0 | .1 | .1 | 7.5 |
| **7m/s** | 1.5 | 1.6 | .5 | .0 | .0 | .0 | .0 | .0 | .0 | .0 | .0 | .0 | .0 | .0 | .0 | .1 | 3.7 |
| **8m/s** | .8 | .6 | .1 | .0 | .0 | .0 | .0 | .0 | .0 | .0 | .0 | .0 | .0 | .0 | .0 | .0 | 1.6 |
| **10m/s** | .1 | .1 | .0 | .0 | .0 | .0 | .0 | .0 | .0 | .0 | .0 | .0 | .0 | .0 | .0 | .0 | .2 |
| **12m/s** | .0 | .0 | .0 | .0 | .0 | .0 | .0 | .0 | .0 | .0 | .0 | .0 | .0 | .0 | .0 | .0 | .0 |
| **14m/s** | .0 | .0 | .0 | .0 | .0 | .0 | .0 | .0 | .0 | .0 | .0 | .0 | .0 | .0 | .0 | .0 | .0 |
| **16m/s** | .0 | .0 | .0 | .0 | .0 | .0 | .0 | .0 | .0 | .0 | .0 | .0 | .0 | .0 | .0 | .0 | .0 |
| **18m/s** | .0 | .0 | .0 | .0 | .0 | .0 | .0 | .0 | .0 | .0 | .0 | .0 | .0 | .0 | .0 | .0 | .0 |
| **20m/s** | .0 | .0 | .0 | .0 | .0 | .0 | .0 | .0 | .0 | .0 | .0 | .0 | .0 | .0 | .0 | .0 | .0 |
| **25m/s** | .0 | .0 | .0 | .0 | .0 | .0 | .0 | .0 | .0 | .0 | .0 | .0 | .0 | .0 | .0 | .0 | .0 |
| **30m/s** | .0 | .0 | .0 | .0 | .0 | .0 | .0 | .0 | .0 | .0 | .0 | .0 | .0 | .0 | .0 | .0 | .0 |
| **35m/s** | .0 | .0 | .0 | .0 | .0 | .0 | .0 | .0 | .0 | .0 | .0 | .0 | .0 | .0 | .0 | .0 | .0 |
| **40m/s** | .0 | .0 | .0 | .0 | .0 | .0 | .0 | .0 | .0 | .0 | .0 | .0 | .0 | .0 | .0 | .0 | .0 |
| **100m/s** | | | | | | | | | | | | | | | | | |
| 合計 (%) | 10.8 | 20.1 | 18.2 | 15.7 | 10.7 | 3.1 | 1.6 | 1.1 | 2.9 | 2.6 | 2.9 | 1.4 | 1.1 | .6 | 1.3 | 2.4 | 96.6 |

[註1]: 風速介於 **3.0m/s~ 4.0m/s** 佔 **16.8%** 。主風向 **NNE** 佔 **20.1%** 。

[註2]: 風速平均值 = **3.6m/s** , 風速最大值 = **11.2m/s** , 其風向爲 **N** 。

[註3]: 風速小於**5m/s** 佔 **74.1%**; 介於**5~10m/s** 佔 **25.7%** ; 風速大於**10m/s** 佔 **.2%**。

[註4]: 風向介於 **N~E** 佔 **67.0%**;**E~S** 佔 **13.8%** ;**S~W** 佔 **9.2%** ;**W~N** 佔 **6.6%**; 靜風佔 **3.4%** 。

[註5]: 資料每小時記錄一次 , 合計 **5912**筆 ( **99.3%**) , 檔名 : **W44CKLW0.1HY** 。

# 表6.1.53　歷年 1月 基隆港測站 W 風速及風向聯合分佈百分比 (%) 統計表

**1999年 1月 1日 0時 ~ 2007年 1月31日23時**

| 風向<br>風速 | N | NNE | NE | ENE | E | ESE | SE | SSE | S | SSW | SW | WSW | W | WNW | NW | NNW | 合計<br>(%) |
|---|---|---|---|---|---|---|---|---|---|---|---|---|---|---|---|---|---|
| **.3m/s** | .5 | .6 | .4 | .6 | .5 | .4 | .3 | .4 | 1.1 | 1.1 | .9 | .6 | .7 | .3 | .2 | .3 | 8.8 |
| **1m/s** | .9 | 1.0 | 1.5 | 1.4 | 1.7 | .8 | .4 | .5 | 1.8 | 1.7 | 1.5 | 1.0 | .7 | .3 | .4 | .5 | 16.1 |
| **2m/s** | 1.4 | 1.7 | 2.6 | 3.8 | 2.3 | 1.0 | .5 | .2 | .9 | 1.0 | .8 | .4 | .2 | .2 | .3 | .7 | 17.9 |
| **3m/s** | 1.9 | 2.5 | 3.0 | 4.6 | 2.0 | .4 | .1 | .1 | .2 | .7 | .6 | .2 | .0 | .1 | .1 | .9 | 17.3 |
| **4m/s** | 2.4 | 4.2 | 4.2 | 2.4 | 1.3 | .1 | .0 | .0 | .1 | .2 | .4 | .1 | .0 | .0 | .2 | .6 | 16.1 |
| **5m/s** | 2.8 | 4.0 | 3.4 | .9 | .6 | .0 | .0 | .0 | .0 | .0 | .2 | .0 | .0 | .0 | .1 | .2 | 12.2 |
| **6m/s** | 1.6 | 2.0 | 1.2 | .2 | .1 | .0 | .0 | .0 | .0 | .0 | .0 | .0 | .0 | .0 | .0 | .0 | 5.3 |
| **7m/s** | .7 | .7 | .3 | .0 | .0 | .0 | .0 | .0 | .0 | .0 | .0 | .0 | .0 | .0 | .0 | .0 | 1.8 |
| **8m/s** | .4 | .4 | .1 | .0 | .0 | .0 | .0 | .0 | .0 | .0 | .0 | .0 | .0 | .0 | .0 | .0 | .8 |
| **10m/s** | .0 | .0 | .0 | .0 | .0 | .0 | .0 | .0 | .0 | .0 | .0 | .0 | .0 | .0 | .0 | .0 | .0 |
| **12m/s** | .0 | .0 | .0 | .0 | .0 | .0 | .0 | .0 | .0 | .0 | .0 | .0 | .0 | .0 | .0 | .0 | .0 |
| **14m/s** | .0 | .0 | .0 | .0 | .0 | .0 | .0 | .0 | .0 | .0 | .0 | .0 | .0 | .0 | .0 | .0 | .0 |
| **16m/s** | .0 | .0 | .0 | .0 | .0 | .0 | .0 | .0 | .0 | .0 | .0 | .0 | .0 | .0 | .0 | .0 | .0 |
| **18m/s** | .0 | .0 | .0 | .0 | .0 | .0 | .0 | .0 | .0 | .0 | .0 | .0 | .0 | .0 | .0 | .0 | .0 |
| **20m/s** | .0 | .0 | .0 | .0 | .0 | .0 | .0 | .0 | .0 | .0 | .0 | .0 | .0 | .0 | .0 | .0 | .0 |
| **25m/s** | .0 | .0 | .0 | .0 | .0 | .0 | .0 | .0 | .0 | .0 | .0 | .0 | .0 | .0 | .0 | .0 | .0 |
| **30m/s** | .0 | .0 | .0 | .0 | .0 | .0 | .0 | .0 | .0 | .0 | .0 | .0 | .0 | .0 | .0 | .0 | .0 |
| **35m/s** | .0 | .0 | .0 | .0 | .0 | .0 | .0 | .0 | .0 | .0 | .0 | .0 | .0 | .0 | .0 | .0 | .0 |
| **40m/s** | .0 | .0 | .0 | .0 | .0 | .0 | .0 | .0 | .0 | .0 | .0 | .0 | .0 | .0 | .0 | .0 | .0 |
| **100m/s** | | | | | | | | | | | | | | | | | |
| 合計 (%) | 12.5 | 17.1 | 16.6 | 13.9 | 8.5 | 2.7 | 1.4 | 1.2 | 4.0 | 4.8 | 4.4 | 2.3 | 1.6 | .9 | 1.3 | 3.2 | 96.4 |

[註1]: 風速介於 **2.0m/s~ 3.0m/s** 佔 **17.9%** 。主風向 **NNE** 佔 **17.1%** 。

[註2]: 風速平均值 = **3.2m/s** , 風速最大值 = **12.9m/s** , 其風向爲 **N** 。

[註3]: 風速小於**5m/s** 佔 **79.9%**; 介於**5~10m/s** 佔 **20.1%** ; 風速大於**10m/s** 佔 **.0%**。

[註4]: 風向介於 **N~E** 佔 **60.9%**;**E~S** 佔 **12.0%** ;**S~W** 佔 **15.0%** ;**W~N** 佔 **8.5%**; 靜風佔 **3.6%** 。

[註5]: 資料每小時記錄一次 , 合計 **6494**筆 ( **97.0%**) , 檔名 : **W441KLW0.1HY** 。

# 表6.1.54　歷年 2月 基隆港測站 W 風速及風向聯合分佈百分比 (%) 統計表

**1999年 2月 1日 0時 ~ 2007年 2月28日23時**

| 風向<br>風速 | N | NNE | NE | ENE | E | ESE | SE | SSE | S | SSW | SW | WSW | W | WNW | NW | NNW | 合計<br>(%) |
|---|---|---|---|---|---|---|---|---|---|---|---|---|---|---|---|---|---|
| **.3m/s** | .5 | .4 | .5 | .6 | .5 | .3 | .3 | .5 | 1.1 | .8 | .8 | .7 | .7 | .2 | .3 | .3 | 8.6 |
| **1m/s** | .7 | 1.1 | 1.7 | 1.3 | 1.5 | .6 | .4 | .6 | 2.1 | 1.9 | 1.7 | 1.1 | .5 | .4 | .5 | .5 | 16.6 |
| **2m/s** | 1.2 | 1.9 | 2.8 | 3.5 | 2.6 | .9 | .5 | .2 | .7 | 1.4 | 1.1 | .3 | .1 | .1 | .5 | .9 | 18.8 |
| **3m/s** | 1.7 | 2.3 | 3.5 | 5.0 | 2.0 | .5 | .3 | .1 | .3 | .4 | .7 | .2 | .0 | .0 | .3 | .7 | 18.1 |
| **4m/s** | 1.6 | 2.9 | 3.4 | 3.3 | 1.5 | .4 | .1 | .0 | .0 | .1 | .3 | .0 | .0 | .0 | .1 | .2 | 13.9 |
| **5m/s** | 1.2 | 2.9 | 2.7 | 1.8 | .7 | .1 | .0 | .0 | .0 | .1 | .1 | .1 | .0 | .0 | .1 | .1 | 9.9 |
| **6m/s** | 1.1 | 2.0 | 1.4 | .5 | .3 | .0 | .0 | .0 | .0 | .0 | .0 | .0 | .0 | .0 | .0 | .0 | 5.4 |
| **7m/s** | .6 | 1.3 | .3 | .1 | .0 | .0 | .0 | .0 | .0 | .0 | .0 | .0 | .0 | .0 | .0 | .0 | 2.3 |
| **8m/s** | .4 | .7 | .0 | .0 | .0 | .0 | .0 | .0 | .0 | .0 | .0 | .0 | .0 | .0 | .0 | .0 | 1.1 |
| **10m/s** | .0 | .1 | .0 | .0 | .0 | .0 | .0 | .0 | .0 | .0 | .0 | .0 | .0 | .0 | .0 | .0 | .1 |
| **12m/s** | .0 | .0 | .0 | .0 | .0 | .0 | .0 | .0 | .0 | .0 | .0 | .0 | .0 | .0 | .0 | .0 | .0 |
| **14m/s** | .0 | .0 | .0 | .0 | .0 | .0 | .0 | .0 | .0 | .0 | .0 | .0 | .0 | .0 | .0 | .0 | .0 |
| **16m/s** | .0 | .0 | .0 | .0 | .0 | .0 | .0 | .0 | .0 | .0 | .0 | .0 | .0 | .0 | .0 | .0 | .0 |
| **18m/s** | .0 | .0 | .0 | .0 | .0 | .0 | .0 | .0 | .0 | .0 | .0 | .0 | .0 | .0 | .0 | .0 | .0 |
| **20m/s** | .0 | .0 | .0 | .0 | .0 | .0 | .0 | .0 | .0 | .0 | .0 | .0 | .0 | .0 | .0 | .0 | .0 |
| **25m/s** | .0 | .0 | .0 | .0 | .0 | .0 | .0 | .0 | .0 | .0 | .0 | .0 | .0 | .0 | .0 | .0 | .0 |
| **30m/s** | .0 | .0 | .0 | .0 | .0 | .0 | .0 | .0 | .0 | .0 | .0 | .0 | .0 | .0 | .0 | .0 | .0 |
| **35m/s** | .0 | .0 | .0 | .0 | .0 | .0 | .0 | .0 | .0 | .0 | .0 | .0 | .0 | .0 | .0 | .0 | .0 |
| **40m/s** | .0 | .0 | .0 | .0 | .0 | .0 | .0 | .0 | .0 | .0 | .0 | .0 | .0 | .0 | .0 | .0 | .0 |
| **100m/s** | | | | | | | | | | | | | | | | | |
| 合計 (%) | 9.0 | 15.6 | 16.4 | 15.9 | 9.2 | 2.9 | 1.6 | 1.5 | 4.2 | 4.7 | 4.8 | 2.4 | 1.3 | .7 | 1.8 | 2.8 | 94.8 |

[註1]: 風速介於 **2.0m/s~ 3.0m/s** 佔 **18.8%** 。主風向 **NE** 佔 **16.4%** 。

[註2]: 風速平均值 = **3.2m/s** , 風速最大值 = **11.9m/s** , 其風向爲 **NNE**。

[註3]: 風速小於**5m/s** 佔 **81.1%**; 介於**5~10m/s** 佔 **18.8%** ; 風速大於**10m/s** 佔 **.1%**。

[註4]: 風向介於 **N~E** 佔 **59.2%**;**E~S** 佔 **13.0%** ;**S~W** 佔 **15.5%** ;**W~N** 佔 **7.1%**; 靜風佔 **5.2%** 。

[註5]: 資料每小時記錄一次 , 合計 **6056**筆 ( **99.3%**) , 檔名 : **W442KLW0.1HY** 。

# 表6.1.55　歷年 3月 基隆港測站 W 風速及風向聯合分佈百分比 (%) 統計表

**1999年 3月 1日 0時 ~ 2007年 3月31日23時**

| 風向<br>風速 | N | NNE | NE | ENE | E | ESE | SE | SSE | S | SSW | SW | WSW | W | WNW | NW | NNW | 合計<br>(%) |
|---|---|---|---|---|---|---|---|---|---|---|---|---|---|---|---|---|---|
| **.3m/s** | .8 | .8 | 1.2 | .5 | .5 | .4 | .5 | .5 | 1.3 | 1.1 | 1.2 | .8 | 1.1 | .4 | .3 | .4 | 11.7 |
| **1m/s** | 1.1 | 1.1 | 2.0 | 1.6 | 1.4 | .6 | .4 | .6 | 1.9 | 2.0 | 2.4 | 1.3 | .8 | .5 | .7 | .8 | 19.2 |
| **2m/s** | 1.8 | 2.1 | 3.1 | 2.8 | 1.6 | .8 | .6 | .4 | 1.1 | 1.5 | 1.4 | .6 | .3 | .2 | .6 | 1.0 | 19.7 |
| **3m/s** | 1.8 | 3.1 | 3.0 | 2.9 | 1.7 | .3 | .4 | .1 | .3 | .7 | .9 | .2 | .1 | .1 | .3 | .5 | 16.3 |
| **4m/s** | 1.9 | 4.3 | 2.5 | 1.5 | 1.2 | .4 | .1 | .1 | .1 | .2 | .4 | .2 | .0 | .0 | .1 | .2 | 13.1 |
| **5m/s** | 1.3 | 3.0 | 2.0 | .6 | .4 | .2 | .0 | .0 | .0 | .1 | .1 | .0 | .0 | .0 | .0 | .1 | 7.9 |
| **6m/s** | 1.0 | 2.0 | .9 | .2 | .1 | .0 | .0 | .0 | .0 | .1 | .1 | .0 | .0 | .0 | .0 | .0 | 4.4 |
| **7m/s** | .5 | 1.2 | .3 | .0 | .0 | .0 | .0 | .0 | .0 | .0 | .0 | .0 | .0 | .0 | .0 | .0 | 2.0 |
| **8m/s** | .3 | .5 | .1 | .0 | .0 | .0 | .0 | .0 | .0 | .0 | .0 | .0 | .0 | .0 | .0 | .0 | .9 |
| **10m/s** | .1 | .0 | .0 | .0 | .0 | .0 | .0 | .0 | .0 | .0 | .0 | .0 | .0 | .0 | .0 | .0 | .1 |
| **12m/s** | .0 | .0 | .0 | .0 | .0 | .0 | .0 | .0 | .0 | .0 | .0 | .0 | .0 | .0 | .0 | .0 | .0 |
| **14m/s** | .0 | .0 | .0 | .0 | .0 | .0 | .0 | .0 | .0 | .0 | .0 | .0 | .0 | .0 | .0 | .0 | .0 |
| **16m/s** | .0 | .0 | .0 | .0 | .0 | .0 | .0 | .0 | .0 | .0 | .0 | .0 | .0 | .0 | .0 | .0 | .0 |
| **18m/s** | .0 | .0 | .0 | .0 | .0 | .0 | .0 | .0 | .0 | .0 | .0 | .0 | .0 | .0 | .0 | .0 | .0 |
| **20m/s** | .0 | .0 | .0 | .0 | .0 | .0 | .0 | .0 | .0 | .0 | .0 | .0 | .0 | .0 | .0 | .0 | .0 |
| **25m/s** | .0 | .0 | .0 | .0 | .0 | .0 | .0 | .0 | .0 | .0 | .0 | .0 | .0 | .0 | .0 | .0 | .0 |
| **30m/s** | .0 | .0 | .0 | .0 | .0 | .0 | .0 | .0 | .0 | .0 | .0 | .0 | .0 | .0 | .0 | .0 | .0 |
| **35m/s** | .0 | .0 | .0 | .0 | .0 | .0 | .0 | .0 | .0 | .0 | .0 | .0 | .0 | .0 | .0 | .0 | .0 |
| **40m/s** | .0 | .0 | .0 | .0 | .0 | .0 | .0 | .0 | .0 | .0 | .0 | .0 | .0 | .0 | .0 | .0 | .0 |
| **100m/s** | | | | | | | | | | | | | | | | | |
| 合計 (%) | 10.6 | 18.2 | 14.9 | 10.1 | 6.9 | 2.7 | 2.0 | 1.6 | 4.6 | 5.7 | 6.5 | 3.1 | 2.2 | 1.2 | 2.0 | 3.1 | 95.4 |

[註1]: 風速介於 **2.0m/s~ 3.0m/s** 佔 **19.7%** 。主風向 **NNE** 佔 **18.2%** 。

[註2]: 風速平均值 = **2.9m/s** , 風速最大值 = **12.4m/s** , 其風向爲 **N** 。

[註3]: 風速小於**5m/s** 佔 **84.7%**; 介於**5~10m/s** 佔 **15.2%** ; 風速大於**10m/s** 佔 **.1%**。

[註4]: 風向介於 **N~E** 佔 **54.0%**;**E~S** 佔 **12.4%** ;**S~W** 佔 **19.7%** ;**W~N** 佔 **9.4%**; 靜風佔 **4.6%** 。

[註5]: 資料每小時記錄一次 , 合計 **6626**筆 ( **99.0%**) , 檔名 : **W443KLW0.1HY** 。

# 表6.1.56　歷年 4月 基隆港測站 W 風速及風向聯合分佈百分比 (%) 統計表

**1999年 4月 1日 0時 ~ 2007年 4月30日23時**

| 風向<br>風速 | N | NNE | NE | ENE | E | ESE | SE | SSE | S | SSW | SW | WSW | W | WNW | NW | NNW | 合計<br>(%) |
|---|---|---|---|---|---|---|---|---|---|---|---|---|---|---|---|---|---|
| **.3m/s** | .7 | .7 | 1.0 | .7 | .9 | .4 | .7 | .7 | 1.9 | 1.2 | 1.2 | .9 | .8 | .4 | .5 | .5 | 13.2 |
| **1m/s** | 1.2 | 2.0 | 2.7 | 2.3 | 1.6 | .7 | .9 | 1.0 | 2.7 | 2.3 | 2.0 | 1.1 | .7 | .3 | .5 | .7 | 22.8 |
| **2m/s** | 1.6 | 2.6 | 3.9 | 3.0 | 1.8 | .6 | .5 | .5 | 1.5 | 1.8 | 1.3 | .4 | .3 | .3 | .4 | .7 | 21.1 |
| **3m/s** | 1.7 | 3.5 | 3.3 | 2.3 | 1.6 | .5 | .5 | .4 | .4 | .7 | .6 | .2 | .1 | .0 | .2 | .3 | 16.3 |
| **4m/s** | 1.4 | 2.5 | 2.5 | 1.8 | 1.2 | .2 | .2 | .1 | .3 | .2 | .6 | .1 | .0 | .0 | .1 | .2 | 11.4 |
| **5m/s** | .6 | 1.6 | 1.3 | .7 | 1.0 | .0 | .1 | .0 | .0 | .1 | .3 | .2 | .0 | .0 | .0 | .2 | 6.2 |
| **6m/s** | .3 | .8 | .5 | .2 | .3 | .0 | .0 | .0 | .0 | .0 | .1 | .0 | .0 | .0 | .0 | .0 | 2.4 |
| **7m/s** | .0 | .3 | .1 | .1 | .0 | .0 | .0 | .0 | .0 | .0 | .0 | .0 | .0 | .0 | .0 | .0 | .7 |
| **8m/s** | .0 | .1 | .0 | .0 | .0 | .0 | .0 | .0 | .0 | .0 | .1 | .0 | .0 | .0 | .0 | .0 | .2 |
| **10m/s** | .0 | .0 | .0 | .0 | .0 | .0 | .0 | .0 | .0 | .0 | .0 | .0 | .0 | .0 | .0 | .0 | .0 |
| **12m/s** | .0 | .0 | .0 | .0 | .0 | .0 | .0 | .0 | .0 | .0 | .0 | .0 | .0 | .0 | .0 | .0 | .0 |
| **14m/s** | .0 | .0 | .0 | .0 | .0 | .0 | .0 | .0 | .0 | .0 | .0 | .0 | .0 | .0 | .0 | .0 | .0 |
| **16m/s** | .0 | .0 | .0 | .0 | .0 | .0 | .0 | .0 | .0 | .0 | .0 | .0 | .0 | .0 | .0 | .0 | .0 |
| **18m/s** | .0 | .0 | .0 | .0 | .0 | .0 | .0 | .0 | .0 | .0 | .0 | .0 | .0 | .0 | .0 | .0 | .0 |
| **20m/s** | .0 | .0 | .0 | .0 | .0 | .0 | .0 | .0 | .0 | .0 | .0 | .0 | .0 | .0 | .0 | .0 | .0 |
| **25m/s** | .0 | .0 | .0 | .0 | .0 | .0 | .0 | .0 | .0 | .0 | .0 | .0 | .0 | .0 | .0 | .0 | .0 |
| **30m/s** | .0 | .0 | .0 | .0 | .0 | .0 | .0 | .0 | .0 | .0 | .0 | .0 | .0 | .0 | .0 | .0 | .0 |
| **35m/s** | .0 | .0 | .0 | .0 | .0 | .0 | .0 | .0 | .0 | .0 | .0 | .0 | .0 | .0 | .0 | .0 | .0 |
| **40m/s** | .0 | .0 | .0 | .0 | .0 | .0 | .0 | .0 | .0 | .0 | .0 | .0 | .0 | .0 | .0 | .0 | .0 |
| **100m/s** | | | | | | | | | | | | | | | | | |
| 合計 (%) | 7.6 | 14.0 | 15.5 | 11.3 | 8.4 | 2.4 | 3.0 | 2.7 | 6.9 | 6.3 | 6.3 | 2.8 | 2.0 | 1.0 | 1.6 | 2.6 | 94.4 |

[註1]: 風速介於 **1.0m/s~ 2.0m/s** 佔 **22.8%** 。主風向 **NE** 佔 **15.5%** 。

[註2]: 風速平均值 = **2.6m/s** , 風速最大值 = **11.8m/s** , 其風向爲 **N** 。

[註3]: 風速小於**5m/s** 佔 **90.4%**; 介於**5~10m/s** 佔 **9.5%** ; 風速大於**10m/s** 佔 **.0%**。

[註4]: 風向介於 **N~E** 佔 **49.4%**;**E~S** 佔 **15.9%** ;**S~W** 佔 **21.3%** ;**W~N** 佔 **7.7%**; 靜風佔 **5.6%** 。

[註5]: 資料每小時記錄一次 , 合計 **6394**筆 ( **98.7%**) , 檔名 : **W444KLW0.1HY** 。

# 表6.1.57　歷年 5月 基隆港測站 W 風速及風向聯合分佈百分比 (%) 統計表

**1999年 5月 1日 0時 ~ 2007年 5月31日23時**

| 風向<br>風速 | N | NNE | NE | ENE | E | ESE | SE | SSE | S | SSW | SW | WSW | W | WNW | NW | NNW | 合計<br>(%) |
|---|---|---|---|---|---|---|---|---|---|---|---|---|---|---|---|---|---|
| **.3m/s** | .5 | .6 | .9 | .8 | 1.0 | .6 | .6 | .9 | 1.7 | 1.4 | 1.4 | 1.3 | .9 | .4 | .3 | .4 | 13.7 |
| **1m/s** | 1.1 | 1.5 | 2.8 | 2.2 | 1.9 | 1.0 | 1.1 | 1.1 | 3.5 | 3.0 | 2.6 | 1.0 | .9 | .4 | .5 | .5 | 25.2 |
| **2m/s** | 1.2 | 2.5 | 4.3 | 2.9 | 2.0 | 1.1 | .8 | .5 | 1.3 | 2.1 | 1.7 | .7 | .3 | .2 | .5 | .6 | 22.9 |
| **3m/s** | 1.4 | 2.9 | 4.1 | 1.9 | 2.1 | .5 | .4 | .2 | .2 | .7 | 1.0 | .5 | .2 | .1 | .2 | .5 | 17.0 |
| **4m/s** | .8 | 1.5 | 2.5 | 1.2 | 1.1 | .3 | .1 | .1 | .1 | .2 | .6 | .4 | .1 | .1 | .0 | .0 | 9.0 |
| **5m/s** | .2 | .9 | .9 | .5 | .3 | .0 | .0 | .0 | .0 | .1 | .3 | .2 | .0 | .0 | .0 | .0 | 3.6 |
| **6m/s** | .1 | .3 | .1 | .2 | .0 | .0 | .0 | .0 | .0 | .1 | .1 | .1 | .0 | .0 | .0 | .0 | 1.0 |
| **7m/s** | .0 | .0 | .0 | .0 | .0 | .0 | .0 | .0 | .0 | .0 | .1 | .1 | .0 | .0 | .0 | .0 | .4 |
| **8m/s** | .0 | .0 | .0 | .0 | .0 | .0 | .0 | .0 | .0 | .1 | .0 | .0 | .0 | .0 | .0 | .0 | .2 |
| **10m/s** | .0 | .0 | .0 | .0 | .0 | .0 | .0 | .0 | .0 | .0 | .0 | .0 | .0 | .0 | .0 | .0 | .0 |
| **12m/s** | .0 | .0 | .0 | .0 | .0 | .0 | .0 | .0 | .0 | .0 | .0 | .0 | .0 | .0 | .0 | .0 | .0 |
| **14m/s** | .0 | .0 | .0 | .0 | .0 | .0 | .0 | .0 | .0 | .0 | .0 | .0 | .0 | .0 | .0 | .0 | .0 |
| **16m/s** | .0 | .0 | .0 | .0 | .0 | .0 | .0 | .0 | .0 | .0 | .0 | .0 | .0 | .0 | .0 | .0 | .0 |
| **18m/s** | .0 | .0 | .0 | .0 | .0 | .0 | .0 | .0 | .0 | .0 | .0 | .0 | .0 | .0 | .0 | .0 | .0 |
| **20m/s** | .0 | .0 | .0 | .0 | .0 | .0 | .0 | .0 | .0 | .0 | .0 | .0 | .0 | .0 | .0 | .0 | .0 |
| **25m/s** | .0 | .0 | .0 | .0 | .0 | .0 | .0 | .0 | .0 | .0 | .0 | .0 | .0 | .0 | .0 | .0 | .0 |
| **30m/s** | .0 | .0 | .0 | .0 | .0 | .0 | .0 | .0 | .0 | .0 | .0 | .0 | .0 | .0 | .0 | .0 | .0 |
| **35m/s** | .0 | .0 | .0 | .0 | .0 | .0 | .0 | .0 | .0 | .0 | .0 | .0 | .0 | .0 | .0 | .0 | .0 |
| **40m/s** | .0 | .0 | .0 | .0 | .0 | .0 | .0 | .0 | .0 | .0 | .0 | .0 | .0 | .0 | .0 | .0 | .0 |
| **100m/s** | | | | | | | | | | | | | | | | | |
| 合計 (%) | 5.4 | 10.3 | 15.7 | 9.8 | 8.5 | 3.6 | 3.0 | 2.6 | 6.8 | 7.9 | 7.8 | 4.2 | 2.4 | 1.2 | 1.6 | 2.0 | 92.9 |

[註1]: 風速介於 **1.0m/s~ 2.0m/s** 佔 **25.2%** 。主風向 **NE** 佔 **15.7%** 。

[註2]: 風速平均值 = **2.3m/s** , 風速最大值 = **9.6m/s** , 其風向爲 **N** 。

[註3]: 風速小於**5m/s** 佔 **94.9%**; 介於**5~10m/s** 佔 **5.1%** ; 風速大於**10m/s** 佔 **.0%**。

[註4]: 風向介於 **N~E** 佔 **42.8%**;**E~S** 佔 **16.7%** ;**S~W** 佔 **26.0%** ;**W~N** 佔 **7.5%**; 靜風佔 **7.1%** 。

[註5]: 資料每小時記錄一次 , 合計 **6624**筆 ( **98.9%**) , 檔名 : **W445KLW0.1HY** 。

# 表6.1.58　歷年 6月 基隆港測站 W 風速及風向聯合分佈百分比 (%) 統計表

**1999年 6月 1日 0時 ~ 2007年 6月30日23時**

| 風向<br>風速 | N | NNE | NE | ENE | E | ESE | SE | SSE | S | SSW | SW | WSW | W | WNW | NW | NNW | 合計<br>(%) |
|---|---|---|---|---|---|---|---|---|---|---|---|---|---|---|---|---|---|
| **.3m/s** | .6 | .5 | 1.1 | .6 | .8 | .5 | .4 | .9 | 2.4 | 1.3 | 2.0 | 1.1 | 1.1 | .5 | .4 | .5 | 14.7 |
| **1m/s** | .8 | 1.4 | 2.6 | 1.6 | 1.3 | .7 | .9 | 1.5 | 4.9 | 4.1 | 3.8 | 2.0 | .9 | .5 | .5 | .7 | 28.1 |
| **2m/s** | 1.2 | 2.5 | 4.2 | 2.0 | 1.3 | .5 | .4 | .5 | 2.6 | 3.0 | 2.7 | 1.2 | .6 | .4 | .4 | .3 | 23.8 |
| **3m/s** | 1.3 | 2.0 | 3.7 | 1.4 | 1.0 | .2 | .2 | .2 | .4 | 1.1 | 1.2 | .5 | .4 | .2 | .2 | .2 | 14.2 |
| **4m/s** | .7 | 1.2 | 1.8 | .8 | .9 | .1 | .2 | .1 | .2 | .3 | .5 | .2 | .0 | .2 | .0 | .1 | 7.3 |
| **5m/s** | .3 | .3 | .7 | .5 | .5 | .0 | .0 | .1 | .1 | .1 | .3 | .1 | .1 | .1 | .1 | .0 | 3.3 |
| **6m/s** | .0 | .0 | .3 | .1 | .1 | .0 | .0 | .0 | .1 | .0 | .1 | .1 | .0 | .0 | .0 | .0 | 1.1 |
| **7m/s** | .0 | .0 | .0 | .0 | .1 | .0 | .0 | .0 | .0 | .0 | .0 | .1 | .0 | .0 | .0 | .0 | .4 |
| **8m/s** | .0 | .0 | .0 | .0 | .0 | .0 | .0 | .0 | .0 | .0 | .0 | .0 | .0 | .0 | .0 | .0 | .1 |
| **10m/s** | .0 | .0 | .0 | .0 | .0 | .0 | .0 | .1 | .0 | .0 | .0 | .0 | .0 | .0 | .0 | .0 | .1 |
| **12m/s** | .0 | .0 | .0 | .0 | .0 | .0 | .0 | .0 | .0 | .0 | .0 | .0 | .0 | .0 | .0 | .0 | .0 |
| **14m/s** | .0 | .0 | .0 | .0 | .0 | .0 | .0 | .0 | .0 | .0 | .0 | .0 | .0 | .0 | .0 | .0 | .0 |
| **16m/s** | .0 | .0 | .0 | .0 | .0 | .0 | .0 | .0 | .0 | .0 | .0 | .0 | .0 | .0 | .0 | .0 | .0 |
| **18m/s** | .0 | .0 | .0 | .0 | .0 | .0 | .0 | .0 | .0 | .0 | .0 | .0 | .0 | .0 | .0 | .0 | .0 |
| **20m/s** | .0 | .0 | .0 | .0 | .0 | .0 | .0 | .0 | .0 | .0 | .0 | .0 | .0 | .0 | .0 | .0 | .0 |
| **25m/s** | .0 | .0 | .0 | .0 | .0 | .0 | .0 | .0 | .0 | .0 | .0 | .0 | .0 | .0 | .0 | .0 | .0 |
| **30m/s** | .0 | .0 | .0 | .0 | .0 | .0 | .0 | .0 | .0 | .0 | .0 | .0 | .0 | .0 | .0 | .0 | .0 |
| **35m/s** | .0 | .0 | .0 | .0 | .0 | .0 | .0 | .0 | .0 | .0 | .0 | .0 | .0 | .0 | .0 | .0 | .0 |
| **40m/s** | .0 | .0 | .0 | .0 | .0 | .0 | .0 | .0 | .0 | .0 | .0 | .0 | .0 | .0 | .0 | .0 | .0 |
| **100m/s** | | | | | | | | | | | | | | | | | |
| 合計 (%) | 5.0 | 7.9 | 14.4 | 7.0 | 5.9 | 2.0 | 2.3 | 3.5 | 10.7 | 9.9 | 10.7 | 5.3 | 3.1 | 1.9 | 1.6 | 1.9 | 93.1 |

[註1]: 風速介於 **1.0m/s~ 2.0m/s** 佔 **28.1%** 。主風向 **NE** 佔 **14.4%** 。

[註2]: 風速平均值 = **2.2m/s** , 風速最大值 = **11.6m/s** , 其風向爲 **SSE**。

[註3]: 風速小於**5m/s** 佔 **95.0%**; 介於**5~10m/s** 佔 **4.9%** ; 風速大於**10m/s** 佔 **.1%**。

[註4]: 風向介於 **N~E** 佔 **35.5%**;**E~S** 佔 **14.2%** ;**S~W** 佔 **35.2%** ;**W~N** 佔 **8.2%**; 靜風佔 **6.9%** 。

[註5]: 資料每小時記錄一次 , 合計 **6426**筆 ( **99.2%**) , 檔名 : **W446KLW0.1HY** 。

# 表6.1.59　歷年 7月 基隆港測站 W 風速及風向聯合分佈百分比 (%) 統計表

**1999年 7月 1日 0時 ~ 2007年 7月31日23時**

| 風向<br>風速 | N | NNE | NE | ENE | E | ESE | SE | SSE | S | SSW | SW | WSW | W | WNW | NW | NNW | 合計<br>(%) |
|---|---|---|---|---|---|---|---|---|---|---|---|---|---|---|---|---|---|
| **.3m/s** | .3 | .3 | .6 | .6 | .6 | .3 | .6 | 1.0 | 2.2 | 1.7 | 1.4 | .7 | .6 | .4 | .3 | .2 | 11.9 |
| **1m/s** | .6 | .9 | 1.6 | 1.1 | 1.0 | .9 | 1.1 | 1.6 | 4.8 | 3.8 | 3.7 | 1.3 | .8 | .3 | .8 | .6 | 24.8 |
| **2m/s** | 1.0 | 1.3 | 2.7 | 1.1 | 1.5 | 1.1 | 1.4 | .8 | 2.3 | 3.2 | 3.5 | .8 | .5 | .5 | .5 | .7 | 22.9 |
| **3m/s** | 1.0 | 2.0 | 3.3 | 1.0 | 1.0 | .9 | 1.1 | .7 | .6 | 1.5 | 2.6 | .8 | .3 | .2 | .3 | .5 | 17.8 |
| **4m/s** | .9 | 1.5 | 1.7 | .6 | .8 | .5 | .7 | .4 | .3 | .5 | 1.3 | .6 | .2 | .0 | .1 | .1 | 10.3 |
| **5m/s** | .3 | .5 | .6 | .3 | .3 | .2 | .5 | .3 | .1 | .2 | .5 | .2 | .1 | .0 | .0 | .0 | 4.3 |
| **6m/s** | .0 | .3 | .1 | .2 | .1 | .2 | .2 | .3 | .0 | .1 | .3 | .2 | .1 | .0 | .0 | .0 | 2.2 |
| **7m/s** | .0 | .2 | .0 | .1 | .1 | .1 | .1 | .1 | .1 | .0 | .1 | .1 | .0 | .0 | .0 | .0 | 1.0 |
| **8m/s** | .0 | .1 | .1 | .0 | .0 | .0 | .1 | .1 | .0 | .0 | .1 | .0 | .0 | .0 | .0 | .0 | .6 |
| **10m/s** | .0 | .1 | .0 | .0 | .0 | .0 | .0 | .0 | .0 | .0 | .0 | .0 | .0 | .0 | .0 | .0 | .2 |
| **12m/s** | .0 | .1 | .0 | .0 | .0 | .0 | .0 | .0 | .0 | .0 | .0 | .0 | .0 | .0 | .0 | .0 | .1 |
| **14m/s** | .0 | .0 | .0 | .0 | .0 | .0 | .0 | .0 | .0 | .0 | .0 | .0 | .0 | .0 | .0 | .0 | .1 |
| **16m/s** | .0 | .0 | .0 | .0 | .0 | .0 | .0 | .0 | .0 | .0 | .0 | .0 | .0 | .0 | .0 | .0 | .1 |
| **18m/s** | .0 | .0 | .0 | .0 | .0 | .0 | .0 | .0 | .0 | .0 | .0 | .0 | .0 | .0 | .0 | .0 | .0 |
| **20m/s** | .0 | .0 | .0 | .0 | .0 | .0 | .0 | .0 | .0 | .0 | .0 | .0 | .0 | .0 | .0 | .0 | .0 |
| **25m/s** | .0 | .0 | .0 | .0 | .0 | .0 | .0 | .0 | .0 | .0 | .0 | .0 | .0 | .0 | .0 | .0 | .0 |
| **30m/s** | .0 | .0 | .0 | .0 | .0 | .0 | .0 | .0 | .0 | .0 | .0 | .0 | .0 | .0 | .0 | .0 | .0 |
| **35m/s** | .0 | .0 | .0 | .0 | .0 | .0 | .0 | .0 | .0 | .0 | .0 | .0 | .0 | .0 | .0 | .0 | .0 |
| **40m/s** | .0 | .0 | .0 | .0 | .0 | .0 | .0 | .0 | .0 | .0 | .0 | .0 | .0 | .0 | .0 | .0 | .0 |
| **100m/s** | | | | | | | | | | | | | | | | | |
| 合計 (%) | 4.3 | 7.4 | 10.8 | 5.2 | 5.5 | 4.3 | 5.8 | 5.2 | 10.3 | 11.1 | 13.4 | 4.7 | 2.7 | 1.5 | 2.2 | 2.2 | 96.3 |

[註1]: 風速介於 **1.0m/s~ 2.0m/s** 佔 **24.8%** 。主風向 **SW** 佔 **13.4%** 。

[註2]: 風速平均值 = **2.6m/s** , 風速最大值 = **17.8m/s** , 其風向爲 **NE** 。

[註3]: 風速小於**5m/s** 佔 **91.6%**; 介於**5~10m/s** 佔 **8.0%** ; 風速大於**10m/s** 佔 **.5%**。

[註4]: 風向介於 **N~E** 佔 **28.4%**;**E~S** 佔 **22.2%** ;**S~W** 佔 **37.0%** ;**W~N** 佔 **8.7%**; 靜風佔 **3.7%** 。

[註5]: 資料每小時記錄一次 , 合計 **6677**筆 ( **99.7%**) , 檔名 : **W447KLW0.1HY** 。

# 表6.1.60　歷年 8月 基隆港測站 W 風速及風向聯合分佈百分比 (%) 統計表

**1999年 8月 1日 0時 ~ 2007年 8月31日23時**

| 風向<br>風速 | N | NNE | NE | ENE | E | ESE | SE | SSE | S | SSW | SW | WSW | W | WNW | NW | NNW | 合計<br>(%) |
|---|---|---|---|---|---|---|---|---|---|---|---|---|---|---|---|---|---|
| **.3m/s** | .4 | .4 | .5 | .5 | .6 | .6 | .5 | 1.0 | 1.9 | 1.2 | 1.3 | .7 | .8 | .1 | .2 | .2 | 11.0 |
| **1m/s** | .6 | .8 | 2.0 | 1.3 | 1.7 | .9 | 1.1 | 1.2 | 4.3 | 4.4 | 3.6 | 1.6 | .8 | .4 | .4 | .4 | 25.5 |
| **2m/s** | 1.0 | 1.0 | 3.1 | 1.6 | 2.0 | 1.6 | 1.0 | .6 | 2.0 | 3.0 | 3.6 | 1.2 | .4 | .2 | .5 | .5 | 23.2 |
| **3m/s** | 1.0 | 1.8 | 3.5 | 1.3 | 1.8 | 1.2 | 1.0 | .6 | .5 | 1.4 | 2.0 | .5 | .2 | .2 | .3 | .3 | 17.6 |
| **4m/s** | .9 | 1.1 | 2.1 | .8 | .8 | .9 | .5 | .6 | .1 | .3 | .8 | .4 | .1 | .0 | .1 | .2 | 9.8 |
| **5m/s** | .3 | .5 | 1.2 | .5 | .3 | .4 | .3 | .2 | .1 | .1 | .4 | .2 | .1 | .0 | .0 | .1 | 4.8 |
| **6m/s** | .3 | .1 | .3 | .2 | .1 | .3 | .2 | .2 | .0 | .1 | .2 | .0 | .0 | .0 | .0 | .1 | 2.2 |
| **7m/s** | .1 | .0 | .1 | .1 | .0 | .1 | .1 | .2 | .0 | .0 | .1 | .0 | .0 | .0 | .1 | .0 | 1.0 |
| **8m/s** | .1 | .0 | .0 | .1 | .1 | .1 | .1 | .1 | .0 | .0 | .1 | .0 | .0 | .0 | .1 | .1 | 1.0 |
| **10m/s** | .0 | .0 | .0 | .0 | .0 | .0 | .0 | .0 | .0 | .0 | .1 | .0 | .0 | .0 | .1 | .1 | .4 |
| **12m/s** | .0 | .0 | .0 | .0 | .0 | .0 | .0 | .0 | .0 | .0 | .0 | .0 | .0 | .0 | .1 | .0 | .2 |
| **14m/s** | .0 | .0 | .0 | .0 | .0 | .0 | .0 | .0 | .0 | .0 | .0 | .0 | .0 | .0 | .0 | .0 | .0 |
| **16m/s** | .0 | .0 | .0 | .0 | .0 | .0 | .0 | .0 | .0 | .0 | .0 | .0 | .0 | .0 | .0 | .0 | .0 |
| **18m/s** | .0 | .0 | .0 | .0 | .0 | .0 | .0 | .0 | .0 | .0 | .0 | .0 | .0 | .0 | .0 | .0 | .0 |
| **20m/s** | .0 | .0 | .0 | .0 | .0 | .0 | .0 | .0 | .0 | .0 | .0 | .0 | .0 | .0 | .0 | .0 | .0 |
| **25m/s** | .0 | .0 | .0 | .0 | .0 | .0 | .0 | .0 | .0 | .0 | .0 | .0 | .0 | .0 | .0 | .0 | .0 |
| **30m/s** | .0 | .0 | .0 | .0 | .0 | .0 | .0 | .0 | .0 | .0 | .0 | .0 | .0 | .0 | .0 | .0 | .0 |
| **35m/s** | .0 | .0 | .0 | .0 | .0 | .0 | .0 | .0 | .0 | .0 | .0 | .0 | .0 | .0 | .0 | .0 | .0 |
| **40m/s** | .0 | .0 | .0 | .0 | .0 | .0 | .0 | .0 | .0 | .0 | .0 | .0 | .0 | .0 | .0 | .0 | .0 |
| **100m/s** | | | | | | | | | | | | | | | | | |
| 合計 (%) | 4.9 | 5.8 | 13.0 | 6.5 | 7.3 | 6.0 | 4.9 | 4.7 | 9.0 | 10.5 | 12.1 | 4.7 | 2.4 | .9 | 1.9 | 2.1 | 96.7 |

[註1]: 風速介於 **1.0m/s~ 2.0m/s** 佔 **25.5%** 。主風向 **NE** 佔 **13.0%** 。

[註2]: 風速平均值 = **2.7m/s** , 風速最大值 = **19.2m/s** , 其風向爲 **N** 。

[註3]: 風速小於**5m/s** 佔 **90.2%**; 介於**5~10m/s** 佔 **9.0%** ; 風速大於**10m/s** 佔 **.7%**。

[註4]: 風向介於 **N~E** 佔 **31.1%**;**E~S** 佔 **23.3%** ;**S~W** 佔 **34.8%** ;**W~N** 佔 **7.4%**; 靜風佔 **3.3%** 。

[註5]: 資料每小時記錄一次 , 合計 **6675**筆 ( **99.7%**) , 檔名 : **W448KLW0.1HY** 。

# 表6.1.61　歷年 9月 基隆港測站 W 風速及風向聯合分佈百分比 (%) 統計表

**1999年 9月 1日 0時 ~ 2007年 9月30日23時**

| 風向<br>風速 | N | NNE | NE | ENE | E | ESE | SE | SSE | S | SSW | SW | WSW | W | WNW | NW | NNW | 合計<br>(%) |
|---|---|---|---|---|---|---|---|---|---|---|---|---|---|---|---|---|---|
| **.3m/s** | .2 | .4 | .6 | .6 | 1.0 | .6 | .6 | .8 | 1.8 | .7 | .9 | .7 | .5 | .2 | .2 | .2 | 10.1 |
| **1m/s** | .4 | .6 | 1.2 | 1.8 | 2.5 | 1.6 | .9 | .8 | 2.3 | 2.2 | 1.8 | 1.0 | .7 | .4 | .4 | .3 | 19.0 |
| **2m/s** | .8 | 1.0 | 2.7 | 2.6 | 2.8 | 1.7 | 1.5 | .5 | .9 | 1.4 | 1.4 | .6 | .2 | .1 | .6 | .7 | 19.7 |
| **3m/s** | .9 | 1.9 | 4.4 | 3.2 | 2.1 | 1.0 | .7 | .4 | .4 | .6 | 1.2 | .6 | .3 | .1 | .6 | .7 | 19.0 |
| **4m/s** | 1.2 | 1.9 | 3.9 | 1.7 | 1.2 | .5 | .3 | .4 | .1 | .2 | .6 | .2 | .2 | .0 | .4 | .4 | 13.3 |
| **5m/s** | 1.0 | 1.5 | 1.5 | 1.0 | .4 | .2 | .1 | .1 | .0 | .0 | .3 | .1 | .1 | .0 | .2 | .4 | 7.0 |
| **6m/s** | .7 | .8 | .9 | .4 | .2 | .1 | .0 | .0 | .0 | .0 | .1 | .0 | .0 | .0 | .1 | .2 | 3.7 |
| **7m/s** | .4 | .3 | .2 | .2 | .0 | .0 | .1 | .0 | .0 | .0 | .0 | .0 | .0 | .0 | .1 | .0 | 1.4 |
| **8m/s** | .4 | .4 | .2 | .2 | .0 | .1 | .0 | .0 | .0 | .0 | .0 | .0 | .0 | .0 | .0 | .1 | 1.7 |
| **10m/s** | .2 | .3 | .1 | .1 | .0 | .0 | .0 | .0 | .0 | .0 | .0 | .0 | .0 | .0 | .0 | .0 | .7 |
| **12m/s** | .0 | .0 | .0 | .0 | .0 | .0 | .0 | .0 | .0 | .0 | .0 | .0 | .0 | .0 | .0 | .0 | .1 |
| **14m/s** | .0 | .0 | .0 | .0 | .0 | .0 | .0 | .0 | .0 | .0 | .0 | .0 | .0 | .0 | .0 | .0 | .0 |
| **16m/s** | .0 | .0 | .0 | .0 | .0 | .0 | .0 | .0 | .0 | .0 | .0 | .0 | .0 | .0 | .0 | .0 | .0 |
| **18m/s** | .0 | .0 | .0 | .0 | .0 | .0 | .0 | .0 | .0 | .0 | .0 | .0 | .0 | .0 | .0 | .0 | .0 |
| **20m/s** | .0 | .0 | .0 | .0 | .0 | .0 | .0 | .0 | .0 | .0 | .0 | .0 | .0 | .0 | .0 | .0 | .0 |
| **25m/s** | .0 | .0 | .0 | .0 | .0 | .0 | .0 | .0 | .0 | .0 | .0 | .0 | .0 | .0 | .0 | .0 | .0 |
| **30m/s** | .0 | .0 | .0 | .0 | .0 | .0 | .0 | .0 | .0 | .0 | .0 | .0 | .0 | .0 | .0 | .0 | .0 |
| **35m/s** | .0 | .0 | .0 | .0 | .0 | .0 | .0 | .0 | .0 | .0 | .0 | .0 | .0 | .0 | .0 | .0 | .0 |
| **40m/s** | .0 | .0 | .0 | .0 | .0 | .0 | .0 | .0 | .0 | .0 | .0 | .0 | .0 | .0 | .0 | .0 | .0 |
| **100m/s** | | | | | | | | | | | | | | | | | |
| 合計 (%) | 6.3 | 9.1 | 15.8 | 11.8 | 10.5 | 5.8 | 4.3 | 3.1 | 5.5 | 5.2 | 6.4 | 3.3 | 2.0 | .9 | 2.6 | 3.0 | 95.7 |

[註**1**]: 風速介於 **2.0m/s~ 3.0m/s** 佔 **19.7%** 。主風向 **NE** 佔 **15.8%** 。

[註**2**]: 風速平均值 **= 3.0m/s** , 風速最大值 **= 20.9m/s** , 其風向爲 **N** 。

[註**3**]: 風速小於**5m/s** 佔 **85.3%**; 介於**5~10m/s** 佔 **13.8%** ; 風速大於**10m/s** 佔 **.9%**。

[註**4**]: 風向介於 **N~E** 佔 **44.8%**;**E~S** 佔 **22.1%** ;**S~W** 佔 **19.5%** ;**W~N** 佔 **9.3%**; 靜風佔 **4.3%** 。

[註**5**]: 資料每小時記錄一次 , 合計 **6436**筆 ( **99.3%**) , 檔名 : **W449KLW0.1HY** 。

# 表6.1.62　歷年 10月 基隆港測站 W 風速及風向聯合分佈百分比 (%) 統計表

**1999年10月 1日 0時 ~ 2007年10月31日23時**

| 風向<br>風速 | N | NNE | NE | ENE | E | ESE | SE | SSE | S | SSW | SW | WSW | W | WNW | NW | NNW | 合計<br>(%) |
|---|---|---|---|---|---|---|---|---|---|---|---|---|---|---|---|---|---|
| **.3m/s** | .3 | .3 | .4 | .5 | .6 | .4 | .5 | .4 | 1.0 | .6 | .7 | .2 | .2 | .1 | .1 | .1 | 6.5 |
| **1m/s** | .4 | .9 | 1.7 | 2.2 | 2.4 | .8 | .8 | .4 | 1.4 | 1.2 | .8 | .4 | .2 | .1 | .2 | .3 | 14.2 |
| **2m/s** | 1.0 | 2.0 | 3.6 | 4.4 | 2.5 | .9 | .5 | .2 | .6 | .5 | .3 | .1 | .0 | .1 | .2 | .2 | 17.1 |
| **3m/s** | 1.6 | 3.4 | 4.6 | 3.5 | 2.9 | .7 | .4 | .1 | .2 | .3 | .1 | .0 | .0 | .0 | .1 | .2 | 18.0 |
| **4m/s** | 2.2 | 4.3 | 6.1 | 2.0 | 1.5 | .3 | .1 | .1 | .0 | .0 | .0 | .0 | .0 | .0 | .1 | .2 | 16.9 |
| **5m/s** | 1.9 | 3.5 | 4.5 | 1.0 | .4 | .0 | .0 | .0 | .0 | .0 | .0 | .0 | .0 | .0 | .1 | .1 | 11.7 |
| **6m/s** | 1.6 | 2.2 | 2.3 | .4 | .1 | .0 | .0 | .0 | .0 | .0 | .0 | .0 | .0 | .0 | .1 | .1 | 6.8 |
| **7m/s** | .6 | 1.0 | .8 | .2 | .0 | .0 | .0 | .0 | .0 | .0 | .0 | .0 | .0 | .0 | .0 | .1 | 2.7 |
| **8m/s** | .6 | .5 | .4 | .1 | .0 | .0 | .0 | .0 | .0 | .0 | .0 | .0 | .0 | .0 | .0 | .1 | 1.8 |
| **10m/s** | .2 | .1 | .0 | .0 | .0 | .0 | .0 | .0 | .0 | .0 | .0 | .0 | .0 | .0 | .0 | .0 | .4 |
| **12m/s** | .1 | .0 | .0 | .0 | .0 | .0 | .0 | .0 | .0 | .0 | .0 | .0 | .0 | .0 | .0 | .0 | .2 |
| **14m/s** | .1 | .0 | .0 | .0 | .0 | .0 | .0 | .0 | .0 | .0 | .0 | .0 | .0 | .0 | .0 | .0 | .1 |
| **16m/s** | .0 | .0 | .0 | .0 | .0 | .0 | .0 | .0 | .0 | .0 | .0 | .0 | .0 | .0 | .0 | .0 | .1 |
| **18m/s** | .0 | .0 | .0 | .0 | .0 | .0 | .0 | .0 | .0 | .0 | .0 | .0 | .0 | .0 | .0 | .0 | .1 |
| **20m/s** | .0 | .0 | .0 | .0 | .0 | .0 | .0 | .0 | .0 | .0 | .0 | .0 | .0 | .0 | .0 | .0 | .0 |
| **25m/s** | .0 | .0 | .0 | .0 | .0 | .0 | .0 | .0 | .0 | .0 | .0 | .0 | .0 | .0 | .0 | .0 | .0 |
| **30m/s** | .0 | .0 | .0 | .0 | .0 | .0 | .0 | .0 | .0 | .0 | .0 | .0 | .0 | .0 | .0 | .0 | .0 |
| **35m/s** | .0 | .0 | .0 | .0 | .0 | .0 | .0 | .0 | .0 | .0 | .0 | .0 | .0 | .0 | .0 | .0 | .0 |
| **40m/s** | .0 | .0 | .0 | .0 | .0 | .0 | .0 | .0 | .0 | .0 | .0 | .0 | .0 | .0 | .0 | .0 | .0 |
| **100m/s** | | | | | | | | | | | | | | | | | |
| 合計 (%) | 10.7 | 18.3 | 24.6 | 14.4 | 10.4 | 3.3 | 2.4 | 1.2 | 3.3 | 2.7 | 2.0 | .7 | .4 | .4 | .8 | 1.1 | 96.6 |

[註**1**]: 風速介於 **3.0m/s~ 4.0m/s** 佔 **18.0%** 。主風向 **NE** 佔 **24.6%** 。

[註**2**]: 風速平均值 **= 3.6m/s** , 風速最大值 **= 22.8m/s** , 其風向爲 **N** 。

[註**3**]: 風速小於**5m/s** 佔 **76.2%**; 介於**5~10m/s** 佔 **23.0%** ; 風速大於**10m/s** 佔 **.8%**。

[註**4**]: 風向介於 **N~E** 佔 **69.7%**;**E~S** 佔 **15.6%** ;**S~W** 佔 **7.9%** ;**W~N** 佔 **3.3%**; 靜風佔 **3.4%** 。

[註**5**]: 資料每小時記錄一次 , 合計 **6651**筆 ( **99.3%**) , 檔名 : **W44AKLW0.1HY** 。

# 表6.1.63　歷年 11月 基隆港測站 W 風速及風向聯合分佈百分比 (%) 統計表

**1999年11月 1日 0時 ~ 2007年11月30日23時**

| 風向<br>風速 | N | NNE | NE | ENE | E | ESE | SE | SSE | S | SSW | SW | WSW | W | WNW | NW | NNW | 合計<br>(%) |
|---|---|---|---|---|---|---|---|---|---|---|---|---|---|---|---|---|---|
| **.3m/s** | .3 | .4 | .4 | .5 | .4 | .3 | .3 | .5 | 1.0 | .7 | .6 | .4 | .4 | .2 | .2 | .2 | 6.9 |
| **1m/s** | .8 | 1.3 | 1.5 | 2.1 | 1.8 | .8 | .5 | .5 | 1.3 | 1.0 | 1.1 | .4 | .3 | .1 | .2 | .3 | 14.1 |
| **2m/s** | .9 | 1.6 | 3.2 | 3.3 | 2.7 | 1.0 | .5 | .2 | .6 | .4 | .6 | .2 | .1 | .1 | .1 | .2 | 15.6 |
| **3m/s** | 1.0 | 2.3 | 4.8 | 4.7 | 2.5 | .5 | .4 | .0 | .1 | .2 | .3 | .1 | .0 | .0 | .1 | .1 | 17.1 |
| **4m/s** | 1.4 | 4.2 | 5.3 | 3.6 | 1.3 | .2 | .1 | .1 | .0 | .0 | .1 | .1 | .0 | .0 | .0 | .1 | 16.6 |
| **5m/s** | 1.2 | 4.4 | 4.8 | 1.3 | .6 | .1 | .0 | .0 | .0 | .0 | .0 | .0 | .0 | .0 | .0 | .0 | 12.6 |
| **6m/s** | 1.0 | 3.0 | 2.6 | .4 | .2 | .0 | .0 | .0 | .0 | .0 | .0 | .0 | .0 | .0 | .0 | .0 | 7.3 |
| **7m/s** | .8 | 1.9 | .6 | .0 | .0 | .0 | .0 | .0 | .0 | .0 | .0 | .0 | .0 | .0 | .0 | .0 | 3.4 |
| **8m/s** | .9 | .8 | .1 | .0 | .0 | .0 | .0 | .0 | .0 | .0 | .0 | .0 | .0 | .0 | .0 | .0 | 1.8 |
| **10m/s** | .3 | .0 | .0 | .0 | .0 | .0 | .0 | .0 | .0 | .0 | .0 | .0 | .0 | .0 | .0 | .0 | .3 |
| **12m/s** | .1 | .0 | .0 | .0 | .0 | .0 | .0 | .0 | .0 | .0 | .0 | .0 | .0 | .0 | .0 | .0 | .1 |
| **14m/s** | .0 | .0 | .0 | .0 | .0 | .0 | .0 | .0 | .0 | .0 | .0 | .0 | .0 | .0 | .0 | .0 | .0 |
| **16m/s** | .0 | .0 | .0 | .0 | .0 | .0 | .0 | .0 | .0 | .0 | .0 | .0 | .0 | .0 | .0 | .0 | .0 |
| **18m/s** | .0 | .0 | .0 | .0 | .0 | .0 | .0 | .0 | .0 | .0 | .0 | .0 | .0 | .0 | .0 | .0 | .0 |
| **20m/s** | .0 | .0 | .0 | .0 | .0 | .0 | .0 | .0 | .0 | .0 | .0 | .0 | .0 | .0 | .0 | .0 | .0 |
| **25m/s** | .0 | .0 | .0 | .0 | .0 | .0 | .0 | .0 | .0 | .0 | .0 | .0 | .0 | .0 | .0 | .0 | .0 |
| **30m/s** | .0 | .0 | .0 | .0 | .0 | .0 | .0 | .0 | .0 | .0 | .0 | .0 | .0 | .0 | .0 | .0 | .0 |
| **35m/s** | .0 | .0 | .0 | .0 | .0 | .0 | .0 | .0 | .0 | .0 | .0 | .0 | .0 | .0 | .0 | .0 | .0 |
| **40m/s** | .0 | .0 | .0 | .0 | .0 | .0 | .0 | .0 | .0 | .0 | .0 | .0 | .0 | .0 | .0 | .0 | .0 |
| **100m/s** | | | | | | | | | | | | | | | | | |
| 合計 (%) | 8.8 | 20.0 | 23.4 | 16.0 | 9.6 | 3.0 | 1.8 | 1.5 | 3.0 | 2.3 | 2.7 | 1.2 | .8 | .4 | .6 | 1.0 | 96.0 |

[註**1**]: 風速介於 **3.0m/s**~ **4.0m/s** 佔 **17.1%** 。主風向 **NE** 佔 **23.4%** 。

[註**2**]: 風速平均值 = **3.6m/s** , 風速最大值 = **19.1m/s** , 其風向爲 **N** 。

[註**3**]: 風速小於**5m/s** 佔 **74.4%**; 介於**5**~**10m/s** 佔 **25.1%** ; 風速大於**10m/s** 佔 **.5%**。

[註**4**]: 風向介於 **N**~**E** 佔 **69.8%**;**E**~**S** 佔 **14.2%** ;**S**~**W** 佔 **8.5%** ;**W**~**N** 佔 **3.4%**; 靜風佔 **4.0%** 。

[註**5**]: 資料每小時記錄一次 , 合計 **6427**筆 ( **99.2%**) , 檔名 : **W44BKLW0.1HY** 。

# 表6.1.64　歷年 冬季 基隆港測站 W 風速及風向聯合分佈百分比 (%) 統計表

**1999年 1月 1日 0時 ~ 2007年 2月28日23時**

| 風向<br>風速 | N | NNE | NE | ENE | E | ESE | SE | SSE | S | SSW | SW | WSW | W | WNW | NW | NNW | 合計<br>(%) |
|---|---|---|---|---|---|---|---|---|---|---|---|---|---|---|---|---|---|
| **.3m/s** | .5 | .5 | .5 | .5 | .6 | .3 | .3 | .5 | 1.0 | .8 | .8 | .6 | .6 | .2 | .2 | .3 | 8.3 |
| **1m/s** | .8 | 1.0 | 1.5 | 1.3 | 1.7 | .7 | .5 | .5 | 1.8 | 1.6 | 1.5 | .9 | .5 | .3 | .4 | .5 | 15.5 |
| **2m/s** | 1.1 | 1.8 | 2.7 | 3.6 | 2.7 | .9 | .5 | .2 | .7 | 1.0 | .8 | .3 | .1 | .2 | .4 | .7 | 17.6 |
| **3m/s** | 1.7 | 2.5 | 3.3 | 4.6 | 2.2 | .6 | .2 | .1 | .2 | .4 | .5 | .2 | .0 | .1 | .2 | .7 | 17.4 |
| **4m/s** | 1.9 | 3.8 | 3.9 | 3.2 | 1.5 | .2 | .0 | .0 | .0 | .1 | .2 | .0 | .0 | .0 | .1 | .3 | 15.5 |
| **5m/s** | 1.9 | 3.7 | 3.4 | 1.5 | .6 | .1 | .0 | .0 | .0 | .0 | .1 | .0 | .0 | .0 | .1 | .2 | 11.7 |
| **6m/s** | 1.4 | 2.5 | 1.4 | .4 | .2 | .0 | .0 | .0 | .0 | .0 | .0 | .0 | .0 | .0 | .0 | .0 | 6.0 |
| **7m/s** | .9 | 1.2 | .4 | .0 | .0 | .0 | .0 | .0 | .0 | .0 | .0 | .0 | .0 | .0 | .0 | .0 | 2.6 |
| **8m/s** | .5 | .6 | .1 | .0 | .0 | .0 | .0 | .0 | .0 | .0 | .0 | .0 | .0 | .0 | .0 | .0 | 1.2 |
| **10m/s** | .0 | .1 | .0 | .0 | .0 | .0 | .0 | .0 | .0 | .0 | .0 | .0 | .0 | .0 | .0 | .0 | .1 |
| **12m/s** | .0 | .0 | .0 | .0 | .0 | .0 | .0 | .0 | .0 | .0 | .0 | .0 | .0 | .0 | .0 | .0 | .0 |
| **14m/s** | .0 | .0 | .0 | .0 | .0 | .0 | .0 | .0 | .0 | .0 | .0 | .0 | .0 | .0 | .0 | .0 | .0 |
| **16m/s** | .0 | .0 | .0 | .0 | .0 | .0 | .0 | .0 | .0 | .0 | .0 | .0 | .0 | .0 | .0 | .0 | .0 |
| **18m/s** | .0 | .0 | .0 | .0 | .0 | .0 | .0 | .0 | .0 | .0 | .0 | .0 | .0 | .0 | .0 | .0 | .0 |
| **20m/s** | .0 | .0 | .0 | .0 | .0 | .0 | .0 | .0 | .0 | .0 | .0 | .0 | .0 | .0 | .0 | .0 | .0 |
| **25m/s** | .0 | .0 | .0 | .0 | .0 | .0 | .0 | .0 | .0 | .0 | .0 | .0 | .0 | .0 | .0 | .0 | .0 |
| **30m/s** | .0 | .0 | .0 | .0 | .0 | .0 | .0 | .0 | .0 | .0 | .0 | .0 | .0 | .0 | .0 | .0 | .0 |
| **35m/s** | .0 | .0 | .0 | .0 | .0 | .0 | .0 | .0 | .0 | .0 | .0 | .0 | .0 | .0 | .0 | .0 | .0 |
| **40m/s** | .0 | .0 | .0 | .0 | .0 | .0 | .0 | .0 | .0 | .0 | .0 | .0 | .0 | .0 | .0 | .0 | .0 |
| **100m/s** | | | | | | | | | | | | | | | | | |
| 合計 (%) | 10.8 | 17.6 | 17.1 | 15.2 | 9.4 | 2.9 | 1.5 | 1.3 | 3.8 | 4.0 | 4.0 | 2.1 | 1.3 | .8 | 1.5 | 2.8 | 96.0 |

[註**1**]: 風速介於 **2.0m/s~ 3.0m/s** 佔 **17.6%** 。主風向 **NNE** 佔 **17.6%** 。

[註**2**]: 風速平均值 **= 3.3m/s** , 風速最大值 **= 12.9m/s** , 其風向爲 **N** 。

[註**3**]: 風速小於**5m/s** 佔 **78.4%**; 介於**5~10m/s** 佔 **21.4%** ; 風速大於**10m/s** 佔 **.1%**。

[註**4**]: 風向介於 **N~E** 佔 **62.3%**;**E~S** 佔 **12.9%** ;**S~W** 佔 **13.3%** ;**W~N** 佔 **7.4%**; 靜風佔 **4.0%** 。

[註**5**]: 資料每小時記錄一次 , 合計 **18462**筆 ( **98.5%**) , 檔名 : **W44WKLW0.1HY** 。

# 表6.1.65　歷年 春季 基隆港測站 W 風速及風向聯合分佈百分比 (%) 統計表

**1999年 3月 1日 0時 ~ 2007年 5月31日23時**

| 風向<br>風速 | N | NNE | NE | ENE | E | ESE | SE | SSE | S | SSW | SW | WSW | W | WNW | NW | NNW | 合計<br>(%) |
|---|---|---|---|---|---|---|---|---|---|---|---|---|---|---|---|---|---|
| **.3m/s** | .7 | .7 | 1.0 | .7 | .8 | .5 | .6 | .7 | 1.6 | 1.2 | 1.3 | 1.0 | .9 | .4 | .3 | .4 | 12.8 |
| **1m/s** | 1.2 | 1.6 | 2.5 | 2.0 | 1.6 | .8 | .8 | .9 | 2.7 | 2.4 | 2.3 | 1.1 | .8 | .4 | .6 | .7 | 22.4 |
| **2m/s** | 1.5 | 2.4 | 3.8 | 2.9 | 1.8 | .8 | .6 | .4 | 1.3 | 1.8 | 1.5 | .6 | .3 | .2 | .5 | .8 | 21.2 |
| **3m/s** | 1.6 | 3.2 | 3.5 | 2.4 | 1.8 | .4 | .4 | .2 | .3 | .7 | .8 | .3 | .1 | .1 | .2 | .4 | 16.5 |
| **4m/s** | 1.4 | 2.8 | 2.5 | 1.5 | 1.2 | .3 | .1 | .1 | .2 | .2 | .5 | .2 | .0 | .0 | .1 | .1 | 11.2 |
| **5m/s** | .7 | 1.9 | 1.4 | .6 | .6 | .1 | .1 | .0 | .0 | .1 | .2 | .1 | .0 | .0 | .0 | .1 | 5.9 |
| **6m/s** | .5 | 1.0 | .5 | .2 | .1 | .0 | .0 | .0 | .0 | .1 | .1 | .0 | .0 | .0 | .0 | .0 | 2.6 |
| **7m/s** | .2 | .5 | .1 | .1 | .0 | .0 | .0 | .0 | .0 | .0 | .1 | .0 | .0 | .0 | .0 | .0 | 1.0 |
| **8m/s** | .1 | .2 | .0 | .0 | .0 | .0 | .0 | .0 | .0 | .0 | .0 | .0 | .0 | .0 | .0 | .0 | .4 |
| **10m/s** | .0 | .0 | .0 | .0 | .0 | .0 | .0 | .0 | .0 | .0 | .0 | .0 | .0 | .0 | .0 | .0 | .1 |
| **12m/s** | .0 | .0 | .0 | .0 | .0 | .0 | .0 | .0 | .0 | .0 | .0 | .0 | .0 | .0 | .0 | .0 | .0 |
| **14m/s** | .0 | .0 | .0 | .0 | .0 | .0 | .0 | .0 | .0 | .0 | .0 | .0 | .0 | .0 | .0 | .0 | .0 |
| **16m/s** | .0 | .0 | .0 | .0 | .0 | .0 | .0 | .0 | .0 | .0 | .0 | .0 | .0 | .0 | .0 | .0 | .0 |
| **18m/s** | .0 | .0 | .0 | .0 | .0 | .0 | .0 | .0 | .0 | .0 | .0 | .0 | .0 | .0 | .0 | .0 | .0 |
| **20m/s** | .0 | .0 | .0 | .0 | .0 | .0 | .0 | .0 | .0 | .0 | .0 | .0 | .0 | .0 | .0 | .0 | .0 |
| **25m/s** | .0 | .0 | .0 | .0 | .0 | .0 | .0 | .0 | .0 | .0 | .0 | .0 | .0 | .0 | .0 | .0 | .0 |
| **30m/s** | .0 | .0 | .0 | .0 | .0 | .0 | .0 | .0 | .0 | .0 | .0 | .0 | .0 | .0 | .0 | .0 | .0 |
| **35m/s** | .0 | .0 | .0 | .0 | .0 | .0 | .0 | .0 | .0 | .0 | .0 | .0 | .0 | .0 | .0 | .0 | .0 |
| **40m/s** | .0 | .0 | .0 | .0 | .0 | .0 | .0 | .0 | .0 | .0 | .0 | .0 | .0 | .0 | .0 | .0 | .0 |
| **100m/s** | | | | | | | | | | | | | | | | | |
| 合計 (%) | 7.9 | 14.2 | 15.3 | 10.4 | 7.9 | 2.9 | 2.7 | 2.3 | 6.1 | 6.6 | 6.9 | 3.4 | 2.2 | 1.1 | 1.7 | 2.6 | 94.2 |

[註1]: 風速介於 **1.0m/s~ 2.0m/s** 佔 **22.4%** 。主風向 **NE** 佔 **15.3%** 。

[註2]: 風速平均值 = **2.6m/s** , 風速最大值 = **12.4m/s** , 其風向爲 **N** 。

[註3]: 風速小於**5m/s** 佔 **90.0%**; 介於**5~10m/s** 佔 **10.0%** ; 風速大於**10m/s** 佔 **.1%**。

[註4]: 風向介於 **N~E** 佔 **48.7%**;**E~S** 佔 **15.0%** ;**S~W** 佔 **22.3%** ;**W~N** 佔 **8.2%**; 靜風佔 **5.8%** 。

[註5]: 資料每小時記錄一次 , 合計 **19644**筆 ( **98.9%**) , 檔名 : **W44NKLW0.1HY** 。

# 表6.1.66　歷年 夏季 基隆港測站 W 風速及風向聯合分佈百分比 (%) 統計表

**1999年 6月 1日 0時 ~ 2007年 8月31日23時**

| 風向<br>風速 | N | NNE | NE | ENE | E | ESE | SE | SSE | S | SSW | SW | WSW | W | WNW | NW | NNW | 合計<br>(%) |
|---|---|---|---|---|---|---|---|---|---|---|---|---|---|---|---|---|---|
| **.3m/s** | .4 | .4 | .7 | .6 | .7 | .5 | .5 | 1.0 | 2.2 | 1.4 | 1.6 | .8 | .8 | .3 | .3 | .3 | 12.5 |
| **1m/s** | .7 | 1.0 | 2.1 | 1.3 | 1.4 | .8 | 1.0 | 1.4 | 4.6 | 4.1 | 3.7 | 1.6 | .8 | .4 | .6 | .6 | 26.1 |
| **2m/s** | 1.1 | 1.6 | 3.3 | 1.6 | 1.6 | 1.1 | .9 | .6 | 2.3 | 3.0 | 3.3 | 1.1 | .5 | .3 | .5 | .5 | 23.3 |
| **3m/s** | 1.1 | 1.9 | 3.5 | 1.2 | 1.3 | .8 | .8 | .5 | .5 | 1.3 | 1.9 | .6 | .3 | .2 | .3 | .3 | 16.6 |
| **4m/s** | .8 | 1.3 | 1.9 | .8 | .8 | .5 | .4 | .4 | .2 | .4 | .9 | .4 | .1 | .1 | .1 | .1 | 9.2 |
| **5m/s** | .3 | .4 | .8 | .4 | .4 | .2 | .3 | .2 | .1 | .1 | .4 | .2 | .1 | .0 | .0 | .1 | 4.1 |
| **6m/s** | .1 | .1 | .3 | .2 | .1 | .2 | .2 | .2 | .1 | .1 | .2 | .1 | .0 | .0 | .0 | .0 | 1.8 |
| **7m/s** | .0 | .1 | .1 | .1 | .1 | .0 | .1 | .1 | .0 | .0 | .1 | .1 | .0 | .0 | .0 | .0 | .8 |
| **8m/s** | .1 | .1 | .0 | .0 | .0 | .0 | .1 | .1 | .0 | .0 | .1 | .0 | .0 | .0 | .0 | .0 | .6 |
| **10m/s** | .0 | .0 | .0 | .0 | .0 | .0 | .0 | .0 | .0 | .0 | .0 | .0 | .0 | .0 | .0 | .0 | .3 |
| **12m/s** | .0 | .0 | .0 | .0 | .0 | .0 | .0 | .0 | .0 | .0 | .0 | .0 | .0 | .0 | .0 | .0 | .1 |
| **14m/s** | .0 | .0 | .0 | .0 | .0 | .0 | .0 | .0 | .0 | .0 | .0 | .0 | .0 | .0 | .0 | .0 | .1 |
| **16m/s** | .0 | .0 | .0 | .0 | .0 | .0 | .0 | .0 | .0 | .0 | .0 | .0 | .0 | .0 | .0 | .0 | .0 |
| **18m/s** | .0 | .0 | .0 | .0 | .0 | .0 | .0 | .0 | .0 | .0 | .0 | .0 | .0 | .0 | .0 | .0 | .0 |
| **20m/s** | .0 | .0 | .0 | .0 | .0 | .0 | .0 | .0 | .0 | .0 | .0 | .0 | .0 | .0 | .0 | .0 | .0 |
| **25m/s** | .0 | .0 | .0 | .0 | .0 | .0 | .0 | .0 | .0 | .0 | .0 | .0 | .0 | .0 | .0 | .0 | .0 |
| **30m/s** | .0 | .0 | .0 | .0 | .0 | .0 | .0 | .0 | .0 | .0 | .0 | .0 | .0 | .0 | .0 | .0 | .0 |
| **35m/s** | .0 | .0 | .0 | .0 | .0 | .0 | .0 | .0 | .0 | .0 | .0 | .0 | .0 | .0 | .0 | .0 | .0 |
| **40m/s** | .0 | .0 | .0 | .0 | .0 | .0 | .0 | .0 | .0 | .0 | .0 | .0 | .0 | .0 | .0 | .0 | .0 |
| **100m/s** | | | | | | | | | | | | | | | | | |
| 合計 (%) | 4.7 | 7.0 | 12.7 | 6.2 | 6.2 | 4.1 | 4.3 | 4.5 | 10.0 | 10.5 | 12.1 | 4.9 | 2.7 | 1.4 | 1.9 | 2.0 | 95.4 |

[註**1**]: 風速介於 **1.0m/s~ 2.0m/s** 佔 **26.1%** 。主風向 **NE** 佔 **12.7%** 。

[註**2**]: 風速平均值 **= 2.5m/s** , 風速最大值 **= 19.2m/s** , 其風向爲 **N** 。

[註**3**]: 風速小於**5m/s** 佔 **92.2%**; 介於**5~10m/s** 佔 **7.3%** ; 風速大於**10m/s** 佔 **.4%**。

[註**4**]: 風向介於 **N~E** 佔 **31.6%**;**E~S** 佔 **20.0%** ;**S~W** 佔 **35.7%** ;**W~N** 佔 **8.1%**; 靜風佔 **4.6%** 。

[註**5**]: 資料每小時記錄一次 , 合計 **19778**筆 ( **99.5%**) , 檔名 : **W44SKLW0.1HY** 。

# 表6.1.67　歷年 秋季 基隆港測站 W 風速及風向聯合分佈百分比 (%) 統計表

**1999年 9月 1日 0時 ~ 2007年11月30日23時**

| 風向<br>風速 | N | NNE | NE | ENE | E | ESE | SE | SSE | S | SSW | SW | WSW | W | WNW | NW | NNW | 合計<br>(%) |
|---|---|---|---|---|---|---|---|---|---|---|---|---|---|---|---|---|---|
| **.3m/s** | .3 | .4 | .5 | .6 | .7 | .4 | .4 | .6 | 1.3 | .7 | .7 | .4 | .4 | .2 | .1 | .2 | 7.8 |
| **1m/s** | .5 | 1.0 | 1.5 | 2.0 | 2.2 | 1.1 | .7 | .6 | 1.7 | 1.5 | 1.3 | .6 | .4 | .2 | .3 | .3 | 15.7 |
| **2m/s** | .9 | 1.5 | 3.2 | 3.5 | 2.7 | 1.2 | .8 | .3 | .7 | .7 | .8 | .3 | .1 | .1 | .3 | .3 | 17.4 |
| **3m/s** | 1.2 | 2.5 | 4.6 | 3.8 | 2.5 | .7 | .5 | .2 | .2 | .4 | .5 | .2 | .1 | .1 | .3 | .3 | 18.1 |
| **4m/s** | 1.6 | 3.5 | 5.1 | 2.4 | 1.3 | .3 | .2 | .2 | .0 | .1 | .2 | .1 | .1 | .0 | .2 | .2 | 15.6 |
| **5m/s** | 1.4 | 3.1 | 3.6 | 1.1 | .5 | .1 | .0 | .0 | .0 | .0 | .1 | .1 | .0 | .0 | .1 | .1 | 10.4 |
| **6m/s** | 1.1 | 2.0 | 1.9 | .4 | .2 | .1 | .0 | .0 | .0 | .0 | .0 | .0 | .0 | .0 | .1 | .1 | 6.0 |
| **7m/s** | .6 | 1.1 | .5 | .1 | .0 | .0 | .0 | .0 | .0 | .0 | .0 | .0 | .0 | .0 | .0 | .0 | 2.5 |
| **8m/s** | .6 | .6 | .3 | .1 | .0 | .0 | .0 | .0 | .0 | .0 | .0 | .0 | .0 | .0 | .0 | .1 | 1.7 |
| **10m/s** | .2 | .1 | .1 | .0 | .0 | .0 | .0 | .0 | .0 | .0 | .0 | .0 | .0 | .0 | .0 | .0 | .5 |
| **12m/s** | .0 | .0 | .0 | .0 | .0 | .0 | .0 | .0 | .0 | .0 | .0 | .0 | .0 | .0 | .0 | .0 | .1 |
| **14m/s** | .0 | .0 | .0 | .0 | .0 | .0 | .0 | .0 | .0 | .0 | .0 | .0 | .0 | .0 | .0 | .0 | .0 |
| **16m/s** | .0 | .0 | .0 | .0 | .0 | .0 | .0 | .0 | .0 | .0 | .0 | .0 | .0 | .0 | .0 | .0 | .0 |
| **18m/s** | .0 | .0 | .0 | .0 | .0 | .0 | .0 | .0 | .0 | .0 | .0 | .0 | .0 | .0 | .0 | .0 | .0 |
| **20m/s** | .0 | .0 | .0 | .0 | .0 | .0 | .0 | .0 | .0 | .0 | .0 | .0 | .0 | .0 | .0 | .0 | .0 |
| **25m/s** | .0 | .0 | .0 | .0 | .0 | .0 | .0 | .0 | .0 | .0 | .0 | .0 | .0 | .0 | .0 | .0 | .0 |
| **30m/s** | .0 | .0 | .0 | .0 | .0 | .0 | .0 | .0 | .0 | .0 | .0 | .0 | .0 | .0 | .0 | .0 | .0 |
| **35m/s** | .0 | .0 | .0 | .0 | .0 | .0 | .0 | .0 | .0 | .0 | .0 | .0 | .0 | .0 | .0 | .0 | .0 |
| **40m/s** | .0 | .0 | .0 | .0 | .0 | .0 | .0 | .0 | .0 | .0 | .0 | .0 | .0 | .0 | .0 | .0 | .0 |
| **100m/s** | | | | | | | | | | | | | | | | | |
| 合計 (%) | 8.6 | 15.8 | 21.3 | 14.1 | 10.1 | 4.0 | 2.8 | 1.9 | 3.9 | 3.4 | 3.7 | 1.7 | 1.1 | .5 | 1.3 | 1.7 | 96.1 |

[註1]: 風速介於 **3.0m/s~ 4.0m/s** 佔 **18.1%** 。主風向 **NE** 佔 **21.3%** 。

[註2]: 風速平均值 = **3.4m/s** , 風速最大值 = **22.8m/s** , 其風向爲 **N** 。

[註3]: 風速小於**5m/s** 佔 **78.6%**; 介於**5~10m/s** 佔 **20.7%** ; 風速大於**10m/s** 佔 **.7%**。

[註4]: 風向介於 **N~E** 佔 **61.5%**;**E~S** 佔 **17.3%** ;**S~W** 佔 **11.9%** ;**W~N** 佔 **5.3%**; 靜風佔 **3.9%** 。

[註5]: 資料每小時記錄一次 , 合計 **19514**筆 ( **99.3%**) , 檔名 : **W44FKLW0.1HY** 。

# 表6.1.68　歷年 基隆港測站 W 風速及風向聯合分佈百分比 (%) 統計表

**1999年 1月 1日 0時 ~ 2007年11月30日23時**

| 風向<br>風速 | N | NNE | NE | ENE | E | ESE | SE | SSE | S | SSW | SW | WSW | W | WNW | NW | NNW | 合計<br>(%) |
|---|---|---|---|---|---|---|---|---|---|---|---|---|---|---|---|---|---|
| **.3m/s** | .5 | .5 | .7 | .6 | .7 | .4 | .5 | .7 | 1.5 | 1.0 | 1.1 | .7 | .7 | .3 | .3 | .3 | 10.4 |
| **1m/s** | .8 | 1.1 | 1.9 | 1.7 | 1.7 | .9 | .8 | .9 | 2.7 | 2.4 | 2.2 | 1.1 | .6 | .3 | .4 | .5 | 20.0 |
| **2m/s** | 1.2 | 1.8 | 3.2 | 2.9 | 2.2 | 1.0 | .7 | .4 | 1.2 | 1.7 | 1.6 | .6 | .3 | .2 | .4 | .6 | 20.0 |
| **3m/s** | 1.4 | 2.5 | 3.7 | 3.0 | 1.9 | .6 | .5 | .2 | .3 | .7 | 1.0 | .3 | .1 | .1 | .2 | .4 | 17.1 |
| **4m/s** | 1.4 | 2.8 | 3.3 | 1.9 | 1.2 | .3 | .2 | .2 | .1 | .2 | .5 | .2 | .1 | .0 | .1 | .2 | 12.8 |
| **5m/s** | 1.1 | 2.3 | 2.3 | .9 | .5 | .1 | .1 | .1 | .0 | .1 | .2 | .1 | .0 | .0 | .1 | .1 | 8.0 |
| **6m/s** | .8 | 1.4 | 1.0 | .3 | .1 | .1 | .1 | .0 | .0 | .0 | .1 | .0 | .0 | .0 | .0 | .0 | 4.1 |
| **7m/s** | .4 | .7 | .3 | .1 | .0 | .0 | .0 | .0 | .0 | .0 | .0 | .0 | .0 | .0 | .0 | .0 | 1.7 |
| **8m/s** | .3 | .3 | .1 | .0 | .0 | .0 | .0 | .0 | .0 | .0 | .0 | .0 | .0 | .0 | .0 | .0 | 1.0 |
| **10m/s** | .1 | .1 | .0 | .0 | .0 | .0 | .0 | .0 | .0 | .0 | .0 | .0 | .0 | .0 | .0 | .0 | .2 |
| **12m/s** | .0 | .0 | .0 | .0 | .0 | .0 | .0 | .0 | .0 | .0 | .0 | .0 | .0 | .0 | .0 | .0 | .1 |
| **14m/s** | .0 | .0 | .0 | .0 | .0 | .0 | .0 | .0 | .0 | .0 | .0 | .0 | .0 | .0 | .0 | .0 | .0 |
| **16m/s** | .0 | .0 | .0 | .0 | .0 | .0 | .0 | .0 | .0 | .0 | .0 | .0 | .0 | .0 | .0 | .0 | .0 |
| **18m/s** | .0 | .0 | .0 | .0 | .0 | .0 | .0 | .0 | .0 | .0 | .0 | .0 | .0 | .0 | .0 | .0 | .0 |
| **20m/s** | .0 | .0 | .0 | .0 | .0 | .0 | .0 | .0 | .0 | .0 | .0 | .0 | .0 | .0 | .0 | .0 | .0 |
| **25m/s** | .0 | .0 | .0 | .0 | .0 | .0 | .0 | .0 | .0 | .0 | .0 | .0 | .0 | .0 | .0 | .0 | .0 |
| **30m/s** | .0 | .0 | .0 | .0 | .0 | .0 | .0 | .0 | .0 | .0 | .0 | .0 | .0 | .0 | .0 | .0 | .0 |
| **35m/s** | .0 | .0 | .0 | .0 | .0 | .0 | .0 | .0 | .0 | .0 | .0 | .0 | .0 | .0 | .0 | .0 | .0 |
| **40m/s** | .0 | .0 | .0 | .0 | .0 | .0 | .0 | .0 | .0 | .0 | .0 | .0 | .0 | .0 | .0 | .0 | .0 |
| **100m/s** | | | | | | | | | | | | | | | | | |
| 合計 (%) | 8.0 | 13.6 | 16.6 | 11.4 | 8.4 | 3.5 | 2.9 | 2.5 | 6.0 | 6.2 | 6.7 | 3.0 | 1.8 | 1.0 | 1.6 | 2.3 | 95.4 |

[註**1**]: 風速介於 **1.0m/s**~ **2.0m/s** 佔 **20.0%** 。主風向 **NE** 佔 **16.6%** 。

[註**2**]: 風速平均值 = **2.9m/s** , 風速最大值 = **22.8m/s** , 其風向爲 **N** 。

[註**3**]: 風速小於**5m/s** 佔 **84.9%**; 介於**5**~**10m/s** 佔 **14.7%** ; 風速大於**10m/s** 佔 **.3%**。

[註**4**]: 風向介於 **N**~**E** 佔 **50.8%**;**E**~**S** 佔 **16.3%** ;**S**~**W** 佔 **21.0%** ;**W**~**N** 佔 **7.3%**; 靜風佔 **4.6%** 。

[註**5**]: 資料每小時記錄一次 , 合計 **77398**筆 ( **99.0%**) , 檔名 : **W440KLW0.1HY** 。

## 6.2　2007年臺北港風速及風向聯合分佈表

# 表6.2.1　2006年 12月 臺北港測站1風速及風向聯合分佈百分比 (%) 統計表

**2006年12月 1日 0時 ~ 2006年12月31日23時**

| 風向<br>風速 | N | NNE | NE | ENE | E | ESE | SE | SSE | S | SSW | SW | WSW | W | WNW | NW | NNW | 合計<br>(%) |
|---|---|---|---|---|---|---|---|---|---|---|---|---|---|---|---|---|---|
| **.3m/s** | .0 | .0 | .0 | .0 | .0 | .0 | .0 | .0 | .0 | .0 | .0 | .0 | .0 | .1 | .0 | .0 | .1 |
| **1m/s** | .0 | .0 | .1 | .1 | .5 | .4 | .1 | .3 | .1 | .0 | .0 | .0 | .0 | .0 | .0 | .0 | 1.7 |
| **2m/s** | .0 | .0 | .0 | .0 | .3 | .1 | .3 | .1 | .1 | .1 | .0 | .0 | .0 | .0 | .0 | .0 | 1.1 |
| **3m/s** | .0 | .0 | .4 | 1.1 | 1.1 | 1.2 | .3 | .1 | .1 | .0 | .0 | .0 | .0 | .1 | .0 | .0 | 4.4 |
| **4m/s** | .0 | .0 | .4 | 1.2 | 1.3 | .8 | .4 | .0 | .1 | .0 | .1 | .0 | .0 | .3 | .0 | .0 | 4.7 |
| **5m/s** | .0 | .0 | .7 | .9 | .9 | .9 | .0 | .0 | .0 | .1 | .1 | .0 | .1 | .3 | .0 | .0 | 4.2 |
| **6m/s** | .1 | .0 | 1.3 | 1.7 | .5 | .8 | .3 | .1 | .0 | .0 | .0 | .0 | .0 | .0 | .1 | .0 | 5.1 |
| **7m/s** | .1 | .5 | 1.9 | 1.9 | .8 | .4 | .4 | .0 | .0 | .0 | .0 | .0 | .0 | .0 | .0 | .1 | 6.2 |
| **8m/s** | .8 | 1.9 | 5.4 | 8.1 | .9 | .9 | .7 | .0 | .0 | .0 | .0 | .0 | .0 | .0 | .1 | .5 | 19.4 |
| **10m/s** | .7 | 1.2 | 7.3 | 12.5 | .1 | .3 | .0 | .0 | .0 | .0 | .0 | .0 | .0 | .0 | .1 | .1 | 22.3 |
| **12m/s** | .0 | 1.1 | 9.9 | 7.8 | .4 | .0 | .0 | .0 | .0 | .0 | .0 | .0 | .0 | .0 | .0 | .0 | 19.2 |
| **14m/s** | .0 | .9 | 5.5 | 3.0 | .0 | .0 | .0 | .0 | .0 | .0 | .0 | .0 | .0 | .0 | .0 | .0 | 9.4 |
| **16m/s** | .0 | .3 | 1.3 | .4 | .0 | .0 | .0 | .0 | .0 | .0 | .0 | .0 | .0 | .0 | .0 | .0 | 2.0 |
| **18m/s** | .0 | .0 | .1 | .0 | .0 | .0 | .0 | .0 | .0 | .0 | .0 | .0 | .0 | .0 | .0 | .0 | .1 |
| **20m/s** | .0 | .0 | .0 | .0 | .0 | .0 | .0 | .0 | .0 | .0 | .0 | .0 | .0 | .0 | .0 | .0 | .0 |
| **25m/s** | .0 | .0 | .0 | .0 | .0 | .0 | .0 | .0 | .0 | .0 | .0 | .0 | .0 | .0 | .0 | .0 | .0 |
| **30m/s** | .0 | .0 | .0 | .0 | .0 | .0 | .0 | .0 | .0 | .0 | .0 | .0 | .0 | .0 | .0 | .0 | .0 |
| **35m/s** | .0 | .0 | .0 | .0 | .0 | .0 | .0 | .0 | .0 | .0 | .0 | .0 | .0 | .0 | .0 | .0 | .0 |
| **40m/s** | .0 | .0 | .0 | .0 | .0 | .0 | .0 | .0 | .0 | .0 | .0 | .0 | .0 | .0 | .0 | .0 | .0 |
| **100m/s** | | | | | | | | | | | | | | | | | |
| 合計 (%) | 1.7 | 5.9 | 34.4 | 38.7 | 7.0 | 5.9 | 2.4 | .7 | .5 | .3 | .3 | .0 | .1 | .8 | .4 | .8 | 100.0 |

[註**1**]: 風速介於 **10.0m/s~ 12.0m/s** 佔 **22.3%** 。主風向 **ENE** 佔 **38.7%** 。

[註**2**]: 風速平均值 **= 9.9m/s** , 風速最大值 **= 18.6m/s** , 其風向爲 **NE** 。

[註**3**]: 風速小於**5m/s** 佔 **12.1%**; 介於**5~10m/s** 佔 **34.8%** ; 風速大於**10m/s** 佔 **53.1%**。

[註**4**]: 風向介於 **N~E** 佔 **83.9%**;**E~S** 佔 **12.1%** ;**S~W** 佔 **.8%** ;**W~N** 佔 **3.2%**; 靜風佔 **.0%** 。

[註**5**]: 資料每小時記錄一次 , 合計 **744**筆 **(100.0%)** , 檔名 : **W06CTP10.1HA** 。

# 表6.2.2　2007年 1月 臺北港測站1風速及風向聯合分佈百分比 (%) 統計表

**2007年 1月 1日 0時 ~ 2007年 1月31日23時**

| 風向<br>風速 | N | NNE | NE | ENE | E | ESE | SE | SSE | S | SSW | SW | WSW | W | WNW | NW | NNW | 合計<br>(%) |
|---|---|---|---|---|---|---|---|---|---|---|---|---|---|---|---|---|---|
| **.3m/s** | .1 | .0 | .0 | .0 | .0 | .1 | .1 | .0 | .0 | .0 | .0 | .0 | .1 | .0 | .0 | .0 | .5 |
| **1m/s** | .0 | .1 | .0 | .1 | .0 | .4 | .1 | .1 | .1 | .1 | .1 | .0 | .0 | .3 | .0 | .1 | 1.8 |
| **2m/s** | .1 | .1 | .0 | .4 | .7 | .8 | .1 | .4 | .1 | .0 | .0 | .0 | .1 | .1 | .0 | .1 | 3.2 |
| **3m/s** | .0 | .1 | .5 | .4 | .8 | .5 | .1 | .4 | .0 | .1 | .0 | .0 | .1 | .3 | .1 | .0 | 3.6 |
| **4m/s** | .1 | .0 | .1 | .4 | .9 | 1.4 | .3 | .4 | .0 | .0 | .0 | .1 | .1 | .1 | .1 | .3 | 4.5 |
| **5m/s** | .0 | .1 | .8 | .7 | 1.1 | .9 | .4 | .1 | .0 | .0 | .0 | .0 | .1 | .0 | .1 | .0 | 4.5 |
| **6m/s** | .1 | 1.2 | .5 | .9 | .8 | .3 | .3 | .0 | .0 | .0 | .0 | .0 | .1 | .3 | .0 | .0 | 4.6 |
| **7m/s** | .1 | .7 | 1.5 | 2.6 | .1 | .4 | .3 | .0 | .0 | .0 | .0 | .1 | .0 | .0 | .0 | .0 | 5.8 |
| **8m/s** | .3 | 5.0 | 9.6 | 7.0 | .7 | .8 | .8 | .0 | .0 | .0 | .0 | .0 | .0 | .0 | .0 | .0 | 24.2 |
| **10m/s** | .1 | 3.4 | 15.0 | 8.0 | .0 | .0 | .1 | .0 | .0 | .0 | .0 | .0 | .0 | .0 | .0 | .0 | 26.6 |
| **12m/s** | .0 | 1.8 | 10.8 | 4.5 | .0 | .0 | .0 | .0 | .0 | .0 | .0 | .0 | .0 | .0 | .0 | .0 | 17.0 |
| **14m/s** | .0 | .0 | 2.7 | .3 | .0 | .0 | .0 | .0 | .0 | .0 | .0 | .0 | .0 | .0 | .0 | .0 | 3.0 |
| **16m/s** | .0 | .0 | .4 | .0 | .0 | .0 | .0 | .0 | .0 | .0 | .0 | .0 | .0 | .0 | .0 | .0 | .4 |
| **18m/s** | .0 | .0 | .1 | .0 | .0 | .0 | .0 | .0 | .0 | .0 | .0 | .0 | .0 | .0 | .0 | .0 | .1 |
| **20m/s** | .0 | .0 | .0 | .0 | .0 | .0 | .0 | .0 | .0 | .0 | .0 | .0 | .0 | .0 | .0 | .0 | .0 |
| **25m/s** | .0 | .0 | .0 | .0 | .0 | .0 | .0 | .0 | .0 | .0 | .0 | .0 | .0 | .0 | .0 | .0 | .0 |
| **30m/s** | .0 | .0 | .0 | .0 | .0 | .0 | .0 | .0 | .0 | .0 | .0 | .0 | .0 | .0 | .0 | .0 | .0 |
| **35m/s** | .0 | .0 | .0 | .0 | .0 | .0 | .0 | .0 | .0 | .0 | .0 | .0 | .0 | .0 | .0 | .0 | .0 |
| **40m/s** | .0 | .0 | .0 | .0 | .0 | .0 | .0 | .0 | .0 | .0 | .0 | .0 | .0 | .0 | .0 | .0 | .0 |
| **100m/s** | | | | | | | | | | | | | | | | | |
| 合計 (%) | 1.1 | 12.6 | 42.2 | 25.3 | 5.1 | 5.7 | 2.7 | 1.5 | .3 | .3 | .1 | .3 | .8 | 1.1 | .4 | .5 | 99.9 |

[註**1**]: 風速介於 **10.0m/s~ 12.0m/s** 佔 **26.6%** 。主風向 **NE** 佔 **42.2%** 。

[註**2**]: 風速平均值 **= 9.2m/s** , 風速最大值 **= 18.4m/s** , 其風向爲 **NE** 。

[註**3**]: 風速小於**5m/s** 佔 **13.8%**; 介於**5~10m/s** 佔 **39.1%** ; 風速大於**10m/s** 佔 **47.2%**。

[註**4**]: 風向介於 **N~E** 佔 **84.2%**;**E~S** 佔 **11.8%** ;**S~W** 佔 **1.4%** ;**W~N** 佔 **2.6%**; 靜風佔 **.1%** 。

[註**5**]: 資料每小時記錄一次 , 合計 **740**筆 ( **99.5%**) , 檔名 : **W071TP10.1HA** 。

# 表6.2.3　2007年 2月 臺北港測站1風速及風向聯合分佈百分比 (%) 統計表

**2007年 2月 1日 0時 ~ 2007年 2月28日23時**

| 風向<br>風速 | N | NNE | NE | ENE | E | ESE | SE | SSE | S | SSW | SW | WSW | W | WNW | NW | NNW | 合計<br>(%) |
|---|---|---|---|---|---|---|---|---|---|---|---|---|---|---|---|---|---|
| **.3m/s** | .2 | .3 | .2 | .2 | .3 | .3 | .2 | .5 | .2 | .2 | .3 | .0 | .2 | .2 | .0 | .0 | 2.9 |
| **1m/s** | .6 | .2 | .6 | .3 | .0 | .5 | .5 | 1.4 | .9 | .2 | .3 | .6 | .2 | 1.1 | .8 | .8 | 8.8 |
| **2m/s** | .3 | .5 | .5 | .6 | .6 | .9 | 1.2 | .8 | .5 | .3 | .5 | .2 | .0 | 1.1 | .3 | .3 | 8.5 |
| **3m/s** | .9 | 1.1 | 1.2 | 1.2 | .5 | 1.1 | 1.1 | .3 | .3 | .6 | .2 | .2 | .3 | .9 | .5 | .2 | 10.5 |
| **4m/s** | .3 | 1.2 | .6 | .8 | .6 | 1.1 | .8 | .3 | .2 | .3 | .3 | .2 | .2 | .6 | .2 | .2 | 7.7 |
| **5m/s** | .0 | 1.1 | .3 | 1.1 | .6 | .5 | .3 | .2 | .0 | .2 | .2 | .3 | .2 | .6 | .0 | .0 | 5.4 |
| **6m/s** | .5 | .3 | .6 | 1.7 | .9 | 1.1 | .3 | .0 | .0 | .0 | .2 | .0 | .6 | .2 | .0 | .0 | 6.3 |
| **7m/s** | .5 | .9 | 2.3 | 1.7 | .3 | .2 | .3 | .2 | .0 | .0 | .2 | .2 | .3 | .0 | .0 | .0 | 7.0 |
| **8m/s** | .8 | 1.9 | 7.9 | 5.0 | .3 | .3 | .3 | .0 | .0 | .0 | .0 | .0 | .8 | .2 | .2 | .0 | 17.5 |
| **10m/s** | .2 | .9 | 9.6 | 2.5 | .0 | .3 | .2 | .0 | .0 | .0 | .0 | .0 | .0 | .0 | .0 | .0 | 13.6 |
| **12m/s** | .0 | .6 | 5.7 | 1.2 | .0 | .0 | .2 | .0 | .0 | .0 | .0 | .0 | .0 | .0 | .0 | .0 | 7.7 |
| **14m/s** | .0 | .0 | 1.4 | .5 | .0 | .0 | .2 | .0 | .0 | .0 | .0 | .0 | .0 | .0 | .0 | .0 | 2.0 |
| **16m/s** | .0 | .0 | .2 | .2 | .0 | .0 | .0 | .0 | .0 | .0 | .0 | .0 | .0 | .0 | .0 | .0 | .3 |
| **18m/s** | .0 | .0 | .0 | .0 | .0 | .0 | .0 | .0 | .0 | .0 | .0 | .0 | .0 | .0 | .0 | .0 | .0 |
| **20m/s** | .0 | .0 | .0 | .0 | .0 | .0 | .0 | .0 | .0 | .0 | .0 | .0 | .0 | .0 | .0 | .0 | .0 |
| **25m/s** | .0 | .0 | .0 | .0 | .0 | .0 | .0 | .0 | .0 | .0 | .0 | .0 | .0 | .0 | .0 | .0 | .0 |
| **30m/s** | .0 | .0 | .0 | .0 | .0 | .0 | .0 | .0 | .0 | .0 | .0 | .0 | .0 | .0 | .0 | .0 | .0 |
| **35m/s** | .0 | .0 | .0 | .0 | .0 | .0 | .0 | .0 | .0 | .0 | .0 | .0 | .0 | .0 | .0 | .0 | .0 |
| **40m/s** | .0 | .0 | .0 | .0 | .0 | .0 | .0 | .0 | .0 | .0 | .0 | .0 | .0 | .0 | .0 | .0 | .0 |
| **100m/s** | | | | | | | | | | | | | | | | | |
| 合計 (%) | 4.2 | 9.0 | 31.1 | 16.9 | 4.2 | 6.2 | 5.4 | 3.6 | 2.0 | 1.7 | 2.0 | 1.5 | 2.6 | 4.8 | 1.9 | 1.4 | 98.5 |

[註**1**]: 風速介於 **8.0m/s~ 10.0m/s** 佔 **17.5%** 。主風向 **NE** 佔 **31.1%** 。

[註**2**]: 風速平均值 **= 6.7m/s** , 風速最大值 **= 17.4m/s** , 其風向爲 **ENE**。

[註**3**]: 風速小於**5m/s** 佔 **40.1%**; 介於**5~10m/s** 佔 **36.2%** ; 風速大於**10m/s** 佔 **23.7%**。

[註**4**]: 風向介於 **N~E** 佔 **61.9%**;**E~S** 佔 **18.0%** ;**S~W** 佔 **7.1%** ;**W~N** 佔 **11.5%**; 靜風佔 **1.5%** 。

[註**5**]: 資料每小時記錄一次 , 合計 **646**筆 ( **96.1%**) , 檔名 : **W072TP10.1HA** 。

# 表6.2.4　2007年 3月 臺北港測站1風速及風向聯合分佈百分比 (%) 統計表

**2007年 3月 1日 0時 ~ 2007年 3月11日 8時**

| 風向<br>風速 | N | NNE | NE | ENE | E | ESE | SE | SSE | S | SSW | SW | WSW | W | WNW | NW | NNW | 合計<br>(%) |
|---|---|---|---|---|---|---|---|---|---|---|---|---|---|---|---|---|---|
| **.3m/s** | .0 | .0 | .5 | .5 | .0 | .0 | .0 | .0 | .0 | .0 | .0 | .9 | .0 | .0 | .0 | .0 | 1.9 |
| **1m/s** | .0 | .0 | 1.4 | .0 | .0 | 1.4 | .9 | .9 | .9 | .0 | .0 | .5 | .0 | .5 | .9 | .0 | 7.4 |
| **2m/s** | .0 | .5 | .5 | .9 | .0 | 2.3 | .0 | .0 | .0 | .5 | .9 | .5 | .0 | .9 | .9 | .0 | 7.9 |
| **3m/s** | .5 | 2.3 | .5 | .9 | .0 | .5 | .0 | .0 | .5 | .0 | .5 | .5 | 2.3 | .5 | .0 | .0 | 8.8 |
| **4m/s** | .0 | 1.9 | 2.3 | .0 | .0 | .0 | .0 | .0 | .0 | .5 | .5 | .5 | .5 | .0 | .5 | .5 | 7.0 |
| **5m/s** | .0 | 1.4 | .9 | .5 | .0 | .0 | .0 | .0 | .0 | .0 | .0 | .0 | .0 | .0 | .0 | .0 | 2.8 |
| **6m/s** | .0 | .5 | 1.9 | .9 | .0 | .5 | .0 | .0 | .0 | .0 | .0 | .0 | .0 | .0 | .0 | .0 | 3.7 |
| **7m/s** | .0 | .5 | 1.4 | .0 | .0 | .0 | .0 | .0 | .0 | .0 | .0 | .0 | .0 | .0 | .5 | .0 | 2.3 |
| **8m/s** | .0 | .0 | 2.8 | 6.0 | .0 | .0 | .0 | .0 | .0 | .0 | .0 | .0 | .0 | .0 | .0 | .0 | 8.8 |
| **10m/s** | .0 | .0 | 10.7 | 15.3 | .0 | .0 | .0 | .0 | .0 | .0 | .0 | .0 | .0 | .0 | .0 | .0 | 26.0 |
| **12m/s** | .0 | .5 | 7.9 | 5.6 | .0 | .0 | .0 | .0 | .0 | .0 | .0 | .0 | .0 | .0 | .0 | .0 | 14.0 |
| **14m/s** | .0 | .0 | 2.8 | 4.2 | .0 | .0 | .0 | .0 | .0 | .0 | .0 | .0 | .0 | .0 | .0 | .0 | 7.0 |
| **16m/s** | .0 | .0 | .5 | .0 | .0 | .0 | .0 | .0 | .0 | .0 | .0 | .0 | .0 | .0 | .0 | .0 | .5 |
| **18m/s** | .0 | .0 | .0 | .0 | .0 | .0 | .0 | .0 | .0 | .0 | .0 | .0 | .0 | .0 | .0 | .0 | .0 |
| **20m/s** | .0 | .0 | .0 | .0 | .0 | .0 | .0 | .0 | .0 | .0 | .0 | .0 | .0 | .0 | .0 | .0 | .0 |
| **25m/s** | .0 | .0 | .0 | .0 | .0 | .0 | .0 | .0 | .0 | .0 | .0 | .0 | .0 | .0 | .0 | .0 | .0 |
| **30m/s** | .0 | .0 | .0 | .0 | .0 | .0 | .0 | .0 | .0 | .0 | .0 | .0 | .0 | .0 | .0 | .0 | .0 |
| **35m/s** | .0 | .0 | .0 | .0 | .0 | .0 | .0 | .0 | .0 | .0 | .0 | .0 | .0 | .0 | .0 | .0 | .0 |
| **40m/s** | .0 | .0 | .0 | .0 | .0 | .0 | .0 | .0 | .0 | .0 | .0 | .0 | .0 | .0 | .0 | .0 | .0 |
| **100m/s** | | | | | | | | | | | | | | | | | |
| 合計 (%) | .5 | 7.4 | 34.0 | 34.9 | .0 | 4.7 | .9 | .9 | 1.4 | .9 | 1.9 | 2.8 | 2.8 | 1.9 | 2.8 | .5 | 98.1 |

[註**1**]: 風速介於 **10.0m/s~ 12.0m/s** 佔 **26.0%** 。主風向 **ENE** 佔 **34.9%** 。

[註**2**]: 風速平均值 **= 8.1m/s** , 風速最大值 **= 16.1m/s** , 其風向爲 **NE** 。

[註**3**]: 風速小於**5m/s** 佔 **34.9%**; 介於**5~10m/s** 佔 **17.7%** ; 風速大於**10m/s** 佔 **47.4%**。

[註**4**]: 風向介於 **N~E** 佔 **76.7%**;**E~S** 佔 **7.0%** ;**S~W** 佔 **7.4%** ;**W~N** 佔 **7.0%**; 靜風佔 **1.9%** 。

[註**5**]: 資料每小時記錄一次 , 合計 **215**筆 ( **28.9%**) , 檔名 : **W073TP10.1HA** 。

# 表6.2.5　2007年 5月 臺北港測站1風速及風向聯合分佈百分比 (%) 統計表

**2007年 5月11日12時 ~ 2007年 5月15日 7時**

| 風向<br>風速 | N | NNE | NE | ENE | E | ESE | SE | SSE | S | SSW | SW | WSW | W | WNW | NW | NNW | 合計<br>(%) |
|---|---|---|---|---|---|---|---|---|---|---|---|---|---|---|---|---|---|
| **.3m/s** | .0 | .0 | 1.1 | .0 | .0 | .0 | .0 | .0 | .0 | .0 | .0 | .0 | .0 | .0 | .0 | 1.1 | 2.2 |
| **1m/s** | 1.1 | 1.1 | .0 | .0 | 1.1 | .0 | .0 | 1.1 | 2.2 | .0 | 1.1 | .0 | .0 | 1.1 | .0 | 1.1 | 9.8 |
| **2m/s** | .0 | 2.2 | 1.1 | 2.2 | .0 | .0 | .0 | 2.2 | 1.1 | .0 | .0 | .0 | .0 | 2.2 | 1.1 | .0 | 12.0 |
| **3m/s** | 2.2 | 2.2 | 1.1 | 1.1 | .0 | .0 | .0 | 1.1 | .0 | .0 | 2.2 | .0 | .0 | 1.1 | .0 | 1.1 | 12.0 |
| **4m/s** | .0 | 3.3 | .0 | .0 | .0 | .0 | .0 | .0 | 1.1 | .0 | 2.2 | .0 | 1.1 | .0 | 1.1 | .0 | 8.7 |
| **5m/s** | 1.1 | 2.2 | .0 | .0 | .0 | .0 | 1.1 | .0 | .0 | .0 | 2.2 | .0 | .0 | 1.1 | .0 | .0 | 7.6 |
| **6m/s** | .0 | 1.1 | 2.2 | .0 | .0 | 1.1 | 1.1 | .0 | .0 | .0 | 2.2 | 1.1 | .0 | 1.1 | .0 | .0 | 9.8 |
| **7m/s** | 1.1 | .0 | 3.3 | 1.1 | .0 | .0 | 1.1 | .0 | .0 | .0 | .0 | .0 | .0 | .0 | .0 | .0 | 6.5 |
| **8m/s** | 1.1 | 1.1 | 3.3 | .0 | .0 | .0 | 4.3 | .0 | .0 | .0 | .0 | .0 | .0 | .0 | .0 | .0 | 9.8 |
| **10m/s** | .0 | .0 | 7.6 | 4.3 | .0 | .0 | 3.3 | .0 | .0 | .0 | .0 | .0 | .0 | .0 | .0 | .0 | 15.2 |
| **12m/s** | .0 | .0 | 4.3 | 2.2 | .0 | .0 | .0 | .0 | .0 | .0 | .0 | .0 | .0 | .0 | .0 | .0 | 6.5 |
| **14m/s** | .0 | .0 | .0 | .0 | .0 | .0 | .0 | .0 | .0 | .0 | .0 | .0 | .0 | .0 | .0 | .0 | .0 |
| **16m/s** | .0 | .0 | .0 | .0 | .0 | .0 | .0 | .0 | .0 | .0 | .0 | .0 | .0 | .0 | .0 | .0 | .0 |
| **18m/s** | .0 | .0 | .0 | .0 | .0 | .0 | .0 | .0 | .0 | .0 | .0 | .0 | .0 | .0 | .0 | .0 | .0 |
| **20m/s** | .0 | .0 | .0 | .0 | .0 | .0 | .0 | .0 | .0 | .0 | .0 | .0 | .0 | .0 | .0 | .0 | .0 |
| **25m/s** | .0 | .0 | .0 | .0 | .0 | .0 | .0 | .0 | .0 | .0 | .0 | .0 | .0 | .0 | .0 | .0 | .0 |
| **30m/s** | .0 | .0 | .0 | .0 | .0 | .0 | .0 | .0 | .0 | .0 | .0 | .0 | .0 | .0 | .0 | .0 | .0 |
| **35m/s** | .0 | .0 | .0 | .0 | .0 | .0 | .0 | .0 | .0 | .0 | .0 | .0 | .0 | .0 | .0 | .0 | .0 |
| **40m/s** | .0 | .0 | .0 | .0 | .0 | .0 | .0 | .0 | .0 | .0 | .0 | .0 | .0 | .0 | .0 | .0 | .0 |
| **100m/s** | | | | | | | | | | | | | | | | | |
| 合計 (%) | 6.5 | 13.0 | 23.9 | 10.9 | 1.1 | 1.1 | 10.9 | 4.3 | 4.3 | .0 | 9.8 | 1.1 | 1.1 | 6.5 | 2.2 | 3.3 | 100.0 |

[註**1**]: 風速介於 **10.0m/s~ 12.0m/s** 佔 **15.2%** 。主風向 **NE** 佔 **23.9%** 。

[註**2**]: 風速平均值 **= 6.3m/s** , 風速最大值 **= 13.1m/s** , 其風向爲 **ENE**。

[註**3**]: 風速小於**5m/s** 佔 **44.6%**; 介於**5~10m/s** 佔 **33.7%** ; 風速大於**10m/s** 佔 **21.7%**。

[註**4**]: 風向介於 **N~E** 佔 **52.2%**;**E~S** 佔 **17.4%** ;**S~W** 佔 **14.1%** ;**W~N** 佔 **16.3%**; 靜風佔 **.0%** 。

[註**5**]: 資料每小時記錄一次 , 合計 **92**筆 ( **12.4%**) , 檔名 **: W075TP10.1HA** 。

# 表6.2.6　2007年 6月 臺北港測站1風速及風向聯合分佈百分比 (%) 統計表

**2007年 6月 3日15時 ~ 2007年 6月27日20時**

| 風向<br>風速 | N | NNE | NE | ENE | E | ESE | SE | SSE | S | SSW | SW | WSW | W | WNW | NW | NNW | 合計<br>(%) |
|---|---|---|---|---|---|---|---|---|---|---|---|---|---|---|---|---|---|
| **.3m/s** | .6 | 1.1 | 1.4 | .6 | .6 | .0 | 1.1 | .3 | .3 | .0 | 1.1 | .6 | .3 | .3 | .6 | .6 | 9.1 |
| **1m/s** | .3 | 1.4 | 1.4 | 1.1 | .8 | .8 | 1.7 | 1.9 | 2.2 | 1.9 | 1.4 | 1.1 | 1.1 | .3 | .8 | .8 | 19.1 |
| **2m/s** | 1.1 | 1.4 | 1.4 | 1.7 | .0 | .0 | 1.4 | 3.3 | 6.4 | .6 | .6 | .6 | .3 | 1.1 | 1.4 | .3 | 21.3 |
| **3m/s** | .8 | 1.9 | .8 | .8 | .6 | .6 | .3 | .8 | 1.9 | .3 | 1.4 | .8 | 1.1 | 1.1 | 2.2 | .6 | 16.0 |
| **4m/s** | .0 | .3 | .3 | .3 | .3 | .3 | .0 | .6 | .6 | .6 | 1.9 | .6 | .8 | .8 | .6 | .0 | 7.7 |
| **5m/s** | .0 | .6 | .8 | .3 | .0 | .3 | .3 | .3 | .6 | .0 | .3 | .6 | .3 | 1.7 | .0 | .0 | 5.8 |
| **6m/s** | .3 | .3 | .8 | .0 | .0 | .0 | .0 | .0 | .3 | .3 | .3 | .8 | .3 | 1.4 | .0 | .6 | 5.2 |
| **7m/s** | .0 | .3 | 1.4 | .0 | .0 | .0 | .3 | .0 | .0 | .6 | .0 | 1.7 | .8 | 1.1 | .0 | .0 | 6.1 |
| **8m/s** | .0 | .6 | .8 | .0 | .0 | .0 | .0 | .0 | .0 | .0 | .0 | .6 | 1.4 | 1.1 | .3 | .0 | 4.7 |
| **10m/s** | .0 | .3 | .0 | .0 | .0 | .0 | .0 | .0 | .0 | .0 | .3 | .6 | 1.1 | .6 | .3 | .0 | 3.0 |
| **12m/s** | .0 | .0 | .0 | .0 | .0 | .0 | .0 | .0 | .3 | .0 | .0 | .6 | .6 | .3 | .0 | .0 | 1.7 |
| **14m/s** | .0 | .0 | .0 | .0 | .0 | .0 | .0 | .0 | .0 | .0 | .0 | .0 | .0 | .0 | .0 | .0 | .0 |
| **16m/s** | .0 | .0 | .3 | .0 | .0 | .0 | .0 | .0 | .0 | .0 | .0 | .0 | .0 | .0 | .0 | .0 | .3 |
| **18m/s** | .0 | .0 | .0 | .0 | .0 | .0 | .0 | .0 | .0 | .0 | .0 | .0 | .0 | .0 | .0 | .0 | .0 |
| **20m/s** | .0 | .0 | .0 | .0 | .0 | .0 | .0 | .0 | .0 | .0 | .0 | .0 | .0 | .0 | .0 | .0 | .0 |
| **25m/s** | .0 | .0 | .0 | .0 | .0 | .0 | .0 | .0 | .0 | .0 | .0 | .0 | .0 | .0 | .0 | .0 | .0 |
| **30m/s** | .0 | .0 | .0 | .0 | .0 | .0 | .0 | .0 | .0 | .0 | .0 | .0 | .0 | .0 | .0 | .0 | .0 |
| **35m/s** | .0 | .0 | .0 | .0 | .0 | .0 | .0 | .0 | .0 | .0 | .0 | .0 | .0 | .0 | .0 | .0 | .0 |
| **40m/s** | .0 | .0 | .0 | .0 | .0 | .0 | .0 | .0 | .0 | .0 | .0 | .0 | .0 | .0 | .0 | .0 | .0 |
| **100m/s** | | | | | | | | | | | | | | | | | |
| 合計 (%) | 3.0 | 8.0 | 9.4 | 4.7 | 2.2 | 1.9 | 5.0 | 7.2 | 12.4 | 4.1 | 7.2 | 8.3 | 8.0 | 9.7 | 6.1 | 2.8 | 100.0 |

[註**1**]: 風速介於 **2.0m/s~ 3.0m/s** 佔 **21.3%** 。主風向 **S** 佔 **12.4%** 。

[註**2**]: 風速平均值 **= 3.9m/s** , 風速最大值 **= 17.8m/s** , 其風向爲 **NE** 。

[註**3**]: 風速小於**5m/s** 佔 **73.2%**; 介於**5~10m/s** 佔 **21.8%** ; 風速大於**10m/s** 佔 **5.0%**。

[註**4**]: 風向介於 **N~E** 佔 **25.1%**;**E~S** 佔 **24.6%** ;**S~W** 佔 **24.3%** ;**W~N** 佔 **26.0%**; 靜風佔 **.0%** 。

[註**5**]: 資料每小時記錄一次 , 合計 **362**筆 ( **50.3%**) , 檔名 : **W076TP10.1HA** 。

# 表6.2.7　2007年 7月 臺北港測站1風速及風向聯合分佈百分比 (%) 統計表

**2007年 7月 3日 6時 ~ 2007年 7月31日23時**

| 風向<br>風速 | N | NNE | NE | ENE | E | ESE | SE | SSE | S | SSW | SW | WSW | W | WNW | NW | NNW | 合計<br>(%) |
|---|---|---|---|---|---|---|---|---|---|---|---|---|---|---|---|---|---|
| **.3m/s** | .0 | .0 | .0 | .0 | .0 | .0 | .0 | .2 | .2 | .0 | .2 | .0 | .0 | .0 | .0 | .0 | .7 |
| **1m/s** | .0 | .0 | .0 | .0 | .7 | .2 | .7 | 1.2 | 1.7 | .7 | .2 | .2 | .0 | 1.0 | .5 | .5 | 7.9 |
| **2m/s** | .5 | .0 | .0 | .5 | .2 | .5 | 1.7 | 1.7 | 3.2 | 1.5 | 2.0 | .5 | .2 | .0 | .2 | .0 | 12.8 |
| **3m/s** | .5 | .5 | .5 | .0 | 1.2 | .2 | 2.0 | 3.2 | 4.0 | .7 | 2.0 | 1.0 | 1.2 | 1.5 | .2 | .7 | 19.5 |
| **4m/s** | .0 | .0 | .7 | .2 | 1.2 | .2 | .5 | .5 | 1.2 | .7 | 2.0 | 1.7 | .5 | .2 | .5 | .5 | 10.9 |
| **5m/s** | .5 | .2 | .5 | .0 | 1.2 | .2 | .0 | .2 | .7 | 1.2 | 4.2 | 1.5 | .0 | .2 | .5 | .0 | 11.4 |
| **6m/s** | .2 | .2 | .2 | .0 | 1.5 | .2 | .2 | .0 | .2 | .2 | 2.2 | 1.0 | .5 | 1.0 | .5 | .0 | 8.4 |
| **7m/s** | .0 | .0 | .0 | .0 | .0 | .2 | .0 | .0 | .2 | .0 | 2.0 | .7 | .7 | 1.5 | .2 | .2 | 5.9 |
| **8m/s** | .2 | .5 | .2 | .0 | .0 | .0 | .0 | .0 | .0 | .0 | .0 | 1.7 | 3.7 | 5.4 | 1.0 | .5 | 13.3 |
| **10m/s** | .0 | .0 | .0 | .0 | .0 | .0 | .0 | .0 | .0 | .0 | .0 | 1.2 | 2.5 | 3.2 | .2 | .0 | 7.2 |
| **12m/s** | .0 | .0 | .0 | .0 | .0 | .0 | .0 | .0 | .0 | .0 | .0 | .2 | 1.0 | .2 | .0 | .0 | 1.5 |
| **14m/s** | .0 | .0 | .0 | .0 | .0 | .0 | .0 | .0 | .0 | .0 | .2 | .0 | .0 | .0 | .0 | .0 | .2 |
| **16m/s** | .0 | .0 | .0 | .0 | .0 | .0 | .0 | .0 | .0 | .0 | .0 | .0 | .2 | .0 | .0 | .0 | .2 |
| **18m/s** | .0 | .0 | .0 | .0 | .0 | .0 | .0 | .0 | .0 | .0 | .0 | .0 | .0 | .0 | .0 | .0 | .0 |
| **20m/s** | .0 | .0 | .0 | .0 | .0 | .0 | .0 | .0 | .0 | .0 | .0 | .0 | .0 | .0 | .0 | .0 | .0 |
| **25m/s** | .0 | .0 | .0 | .0 | .0 | .0 | .0 | .0 | .0 | .0 | .0 | .0 | .0 | .0 | .0 | .0 | .0 |
| **30m/s** | .0 | .0 | .0 | .0 | .0 | .0 | .0 | .0 | .0 | .0 | .0 | .0 | .0 | .0 | .0 | .0 | .0 |
| **35m/s** | .0 | .0 | .0 | .0 | .0 | .0 | .0 | .0 | .0 | .0 | .0 | .0 | .0 | .0 | .0 | .0 | .0 |
| **40m/s** | .0 | .0 | .0 | .0 | .0 | .0 | .0 | .0 | .0 | .0 | .0 | .0 | .0 | .0 | .0 | .0 | .0 |
| **100m/s** | | | | | | | | | | | | | | | | | |
| 合計 (%) | 2.0 | 1.5 | 2.2 | .7 | 6.2 | 2.0 | 5.2 | 7.2 | 11.6 | 5.2 | 15.1 | 9.9 | 10.6 | 14.3 | 4.0 | 2.5 | 100.0 |

[註1]: 風速介於 **3.0m/s~ 4.0m/s** 佔 **19.5%** 。主風向 **SW** 佔 **15.1%** 。

[註2]: 風速平均值 = **5.4m/s** , 風速最大值 = **16.9m/s** , 其風向爲 **W** 。

[註3]: 風速小於**5m/s** 佔 **51.9%**; 介於**5~10m/s** 佔 **39.0%** ; 風速大於**10m/s** 佔 **9.1%**。

[註4]: 風向介於 **N~E** 佔 **7.9%**;**E~S** 佔 **23.5%** ;**S~W** 佔 **37.8%** ;**W~N** 佔 **30.9%**; 靜風佔 **.0%** 。

[註5]: 資料每小時記錄一次 , 合計 **405**筆 ( **54.4%**) , 檔名 : **W077TP10.1HA** 。

# 表6.2.8　2007年 8月 臺北港測站1風速及風向聯合分佈百分比 (%) 統計表

**2007年 8月 1日 0時 ~ 2007年 8月31日23時**

| 風向<br>風速 | N | NNE | NE | ENE | E | ESE | SE | SSE | S | SSW | SW | WSW | W | WNW | NW | NNW | 合計<br>(%) |
|---|---|---|---|---|---|---|---|---|---|---|---|---|---|---|---|---|---|
| **.3m/s** | .0 | .1 | .3 | .6 | .0 | .4 | .1 | .0 | .1 | .4 | .1 | .1 | .0 | .3 | .0 | .1 | 3.0 |
| **1m/s** | .3 | .1 | .6 | .7 | .6 | 1.5 | 1.6 | .7 | 1.0 | .9 | .4 | .9 | .6 | .7 | .3 | .3 | 11.5 |
| **2m/s** | .7 | .3 | .6 | 1.2 | 1.5 | 2.5 | 2.8 | 1.0 | 3.0 | 1.5 | 1.0 | .4 | .6 | 1.6 | .7 | .4 | 20.2 |
| **3m/s** | .0 | .1 | .7 | 2.2 | 1.2 | .9 | 3.7 | 1.2 | 1.3 | 1.2 | .4 | .6 | 1.5 | .9 | .3 | .6 | 17.0 |
| **4m/s** | .4 | .7 | .4 | .9 | 1.0 | .4 | 1.6 | .4 | .7 | .7 | .6 | .6 | .6 | .1 | .3 | .4 | 10.3 |
| **5m/s** | .6 | .7 | .1 | 1.2 | 1.2 | .1 | 1.0 | .4 | .0 | .6 | 1.0 | 1.0 | .1 | .0 | .1 | .3 | 8.8 |
| **6m/s** | .1 | .7 | .7 | .3 | 1.0 | .6 | .4 | .1 | .0 | .1 | .7 | 1.2 | .1 | .0 | .0 | .3 | 6.7 |
| **7m/s** | .6 | .0 | .7 | 1.2 | 1.5 | .3 | .1 | .0 | .0 | .4 | .1 | .7 | .0 | .0 | .0 | .0 | 5.8 |
| **8m/s** | .3 | .6 | 1.0 | 1.5 | 2.1 | .1 | .3 | .0 | .0 | .0 | .4 | .7 | .0 | .0 | .0 | .0 | 7.2 |
| **10m/s** | .6 | .1 | .4 | .7 | 1.6 | .0 | .0 | .0 | .0 | .0 | .3 | .0 | .0 | .0 | .0 | .0 | 3.9 |
| **12m/s** | .0 | .0 | .4 | .6 | .7 | .1 | .0 | .0 | .0 | .0 | .0 | .0 | .0 | .0 | .0 | .0 | 1.9 |
| **14m/s** | .0 | .0 | .3 | .1 | .0 | .3 | .0 | .0 | .0 | .0 | .0 | .0 | .0 | .0 | .0 | .0 | .7 |
| **16m/s** | .0 | .0 | .3 | .1 | .3 | .0 | .0 | .0 | .0 | .0 | .0 | .0 | .0 | .0 | .0 | .0 | .7 |
| **18m/s** | .0 | .0 | .1 | .6 | .1 | .1 | .0 | .0 | .0 | .0 | .0 | .0 | .0 | .0 | .0 | .0 | 1.0 |
| **20m/s** | .0 | .0 | .0 | .0 | .1 | .0 | .0 | .0 | .0 | .0 | .0 | .0 | .0 | .0 | .0 | .0 | .1 |
| **25m/s** | .0 | .0 | .0 | .0 | .0 | .0 | .0 | .0 | .0 | .0 | .0 | .0 | .0 | .0 | .0 | .0 | .0 |
| **30m/s** | .0 | .0 | .0 | .0 | .0 | .0 | .0 | .0 | .0 | .0 | .0 | .0 | .0 | .0 | .0 | .0 | .0 |
| **35m/s** | .0 | .0 | .0 | .0 | .0 | .0 | .0 | .0 | .0 | .0 | .0 | .0 | .0 | .0 | .0 | .0 | .0 |
| **40m/s** | .0 | .0 | .0 | .0 | .0 | .0 | .0 | .0 | .0 | .0 | .0 | .0 | .0 | .0 | .0 | .0 | .0 |
| **100m/s** | | | | | | | | | | | | | | | | | |
| 合計 (%) | 3.7 | 3.7 | 7.0 | 12.1 | 13.2 | 7.6 | 12.0 | 4.0 | 6.3 | 6.0 | 5.4 | 6.4 | 3.6 | 3.7 | 1.8 | 2.5 | 99.1 |

[註**1**]: 風速介於 **2.0m/s~ 3.0m/s** 佔 **20.2%** 。主風向 **E** 佔 **13.2%** 。

[註**2**]: 風速平均值 **= 4.9m/s** , 風速最大值 **= 21.3m/s** , 其風向爲 **E** 。

[註**3**]: 風速小於**5m/s** 佔 **62.9%**; 介於**5~10m/s** 佔 **28.6%** ; 風速大於**10m/s** 佔 **8.5%**。

[註**4**]: 風向介於 **N~E** 佔 **32.0%**;**E~S** 佔 **33.3%** ;**S~W** 佔 **22.7%** ;**W~N** 佔 **11.1%**; 靜風佔 **.9%** 。

[註**5**]: 資料每小時記錄一次 , 合計 **669**筆 ( **89.9%**) , 檔名 : **W078TP10.1HA** 。

# 表6.2.9　2007年 9月 臺北港測站1風速及風向聯合分佈百分比 (%) 統計表

**2007年 9月 1日 0時 ~ 2007年 9月30日23時**

| 風向<br>風速 | N | NNE | NE | ENE | E | ESE | SE | SSE | S | SSW | SW | WSW | W | WNW | NW | NNW | 合計<br>(%) |
|---|---|---|---|---|---|---|---|---|---|---|---|---|---|---|---|---|---|
| **.3m/s** | .0 | .2 | .3 | .5 | .0 | .2 | .0 | .0 | .2 | .0 | .2 | .2 | .0 | .0 | .0 | .0 | 1.6 |
| **1m/s** | .2 | .2 | .6 | .8 | .3 | .6 | .6 | .3 | .2 | .0 | .0 | .0 | .2 | .2 | .0 | .2 | 4.2 |
| **2m/s** | .5 | .5 | 1.9 | 1.9 | 1.4 | 1.4 | 1.7 | .2 | .2 | .2 | .0 | .0 | .3 | .0 | .2 | .3 | 10.5 |
| **3m/s** | .3 | .3 | 2.8 | 3.1 | .6 | .3 | 3.6 | .0 | .8 | .0 | .0 | .2 | .2 | .5 | .2 | .9 | 13.8 |
| **4m/s** | .5 | .8 | 1.3 | 1.1 | .5 | .0 | .9 | .2 | .3 | .0 | .0 | .5 | .3 | .2 | .2 | .3 | 6.9 |
| **5m/s** | 1.1 | 1.4 | 1.6 | .9 | 1.3 | .0 | .2 | .0 | .0 | .0 | .2 | .2 | .0 | .0 | .2 | .3 | 7.2 |
| **6m/s** | 1.7 | 2.0 | 1.4 | 1.3 | .5 | .2 | .3 | .0 | .2 | .0 | .0 | .2 | .2 | .0 | .2 | .5 | 8.5 |
| **7m/s** | .6 | 2.5 | 1.7 | 2.0 | 1.4 | .0 | .0 | .0 | .2 | .2 | .0 | .2 | .0 | .0 | .0 | .9 | 9.7 |
| **8m/s** | 6.3 | 8.3 | .9 | 1.9 | 1.6 | .0 | .0 | .2 | .0 | .0 | .0 | .0 | .0 | .0 | .0 | .5 | 19.6 |
| **10m/s** | 2.2 | 4.1 | .0 | 1.3 | .9 | .0 | .0 | .0 | .2 | .5 | .0 | .0 | .2 | .0 | .0 | .6 | 9.9 |
| **12m/s** | .8 | 1.3 | .2 | .5 | .0 | .0 | .0 | .0 | .2 | .0 | .0 | .0 | .0 | .0 | .2 | .6 | 3.6 |
| **14m/s** | .0 | .0 | .0 | .0 | .0 | .0 | .0 | .0 | .2 | .0 | .0 | .0 | .0 | .2 | .6 | .8 | 1.7 |
| **16m/s** | .0 | .0 | .0 | .0 | .0 | .0 | .0 | .0 | .2 | .2 | .0 | .0 | .2 | .0 | .9 | .3 | 1.7 |
| **18m/s** | .0 | .0 | .0 | .0 | .0 | .0 | .0 | .0 | .0 | .0 | .0 | .0 | .2 | .0 | .0 | .0 | .2 |
| **20m/s** | .0 | .0 | .0 | .0 | .0 | .0 | .0 | .0 | .0 | .0 | .3 | .2 | .0 | .0 | .0 | .0 | .5 |
| **25m/s** | .0 | .0 | .0 | .0 | .0 | .0 | .0 | .0 | .0 | .0 | .0 | .0 | .0 | .0 | .0 | .0 | .0 |
| **30m/s** | .0 | .0 | .0 | .0 | .0 | .0 | .0 | .0 | .0 | .0 | .0 | .0 | .0 | .0 | .0 | .0 | .0 |
| **35m/s** | .0 | .0 | .0 | .0 | .0 | .0 | .0 | .0 | .0 | .0 | .0 | .0 | .0 | .0 | .0 | .0 | .0 |
| **40m/s** | .0 | .0 | .0 | .0 | .0 | .0 | .0 | .0 | .0 | .0 | .0 | .0 | .0 | .0 | .0 | .0 | .0 |
| **100m/s** | | | | | | | | | | | | | | | | | |
| 合計 (%) | 14.1 | 21.5 | 12.7 | 15.2 | 8.5 | 2.7 | 7.4 | .8 | 2.5 | .9 | .6 | 1.4 | 1.6 | .9 | 2.5 | 6.3 | 99.5 |

[註1]: 風速介於 **8.0m/s~ 10.0m/s** 佔 **19.6%** 。主風向 **NNE** 佔 **21.5%** 。

[註2]: 風速平均值 = **6.8m/s** , 風速最大值 = **23.4m/s** , 其風向爲 **SW** 。

[註3]: 風速小於**5m/s** 佔 **37.5%**; 介於**5~10m/s** 佔 **45.0%** ; 風速大於**10m/s** 佔 **17.6%**。

[註4]: 風向介於 **N~E** 佔 **64.1%**;**E~S** 佔 **14.1%** ;**S~W** 佔 **5.2%** ;**W~N** 佔 **16.1%**; 靜風佔 **.5%** 。

[註5]: 資料每小時記錄一次 , 合計 **638**筆 ( **88.6%**) , 檔名 : **W079TP10.1HA** 。

# 表6.2.10　2007年 10月 臺北港測站1風速及風向聯合分佈百分比 (%) 統計表

**2007年10月 1日 0時 ~ 2007年10月31日23時**

| 風向<br>風速 | N | NNE | NE | ENE | E | ESE | SE | SSE | S | SSW | SW | WSW | W | WNW | NW | NNW | 合計<br>(%) |
|---|---|---|---|---|---|---|---|---|---|---|---|---|---|---|---|---|---|
| **.3m/s** | .0 | .1 | .0 | .0 | .0 | .0 | .0 | .0 | .1 | .0 | .0 | .0 | .0 | .0 | .0 | .0 | .3 |
| **1m/s** | .0 | .0 | .0 | .1 | .4 | .1 | .1 | .0 | .0 | .0 | .0 | .0 | .0 | .0 | .0 | .0 | .8 |
| **2m/s** | .0 | .1 | .1 | .4 | .4 | .1 | .1 | .1 | .1 | .1 | .0 | .0 | .0 | .0 | .0 | .0 | 1.7 |
| **3m/s** | .1 | .1 | .4 | 1.1 | .4 | .0 | .0 | .1 | .0 | .1 | .1 | .0 | .0 | .0 | .0 | .1 | 2.7 |
| **4m/s** | .0 | .1 | .4 | 1.3 | 1.1 | 1.3 | .0 | .0 | .1 | .1 | .4 | .0 | .0 | .0 | .1 | .0 | 5.1 |
| **5m/s** | .0 | .0 | .1 | 1.2 | 1.2 | .5 | .0 | .0 | .0 | .1 | .0 | .1 | .1 | .0 | .0 | .0 | 3.5 |
| **6m/s** | .0 | .3 | .3 | 2.8 | 1.5 | .4 | .0 | .0 | .0 | .0 | .1 | .0 | .0 | .0 | .0 | .1 | 5.5 |
| **7m/s** | .3 | .3 | .5 | 3.9 | 1.5 | .4 | .0 | .0 | .0 | .0 | .0 | .1 | .0 | .0 | .0 | .0 | 7.0 |
| **8m/s** | .0 | .1 | 10.2 | 10.6 | 1.9 | .7 | .0 | .0 | .0 | .0 | .3 | .8 | .0 | .0 | .0 | .0 | 24.6 |
| **10m/s** | .0 | .1 | 14.9 | 8.6 | .1 | .1 | .0 | .0 | .1 | .1 | .3 | .1 | .1 | .0 | .0 | .0 | 24.7 |
| **12m/s** | .0 | .0 | 11.0 | 3.9 | .0 | .0 | .0 | .0 | .3 | .0 | .1 | .0 | .0 | .0 | .0 | .0 | 15.3 |
| **14m/s** | .0 | .1 | 3.5 | .7 | .0 | .0 | .0 | .0 | .0 | .1 | .0 | .0 | .0 | .0 | .0 | .0 | 4.4 |
| **16m/s** | .0 | .5 | .7 | .0 | .0 | .0 | .0 | .0 | .1 | .0 | .3 | .0 | .0 | .0 | .0 | .0 | 1.6 |
| **18m/s** | .0 | .9 | .1 | .0 | .0 | .0 | .0 | .0 | .0 | .0 | .1 | .0 | .0 | .0 | .0 | .0 | 1.2 |
| **20m/s** | .0 | .4 | .3 | .0 | .0 | .0 | .0 | .0 | .0 | .0 | .3 | .0 | .0 | .0 | .0 | .0 | .9 |
| **25m/s** | .0 | .1 | .0 | .0 | .0 | .0 | .0 | .0 | .0 | .0 | .0 | .0 | .0 | .0 | .0 | .0 | .1 |
| **30m/s** | .0 | .3 | .1 | .0 | .0 | .0 | .0 | .0 | .0 | .0 | .0 | .0 | .0 | .0 | .0 | .0 | .4 |
| **35m/s** | .0 | .0 | .0 | .0 | .0 | .0 | .0 | .0 | .0 | .0 | .0 | .0 | .0 | .0 | .0 | .0 | .0 |
| **40m/s** | .0 | .0 | .0 | .0 | .0 | .0 | .0 | .0 | .0 | .0 | .0 | .0 | .0 | .0 | .0 | .0 | .0 |
| **100m/s** | | | | | | | | | | | | | | | | | |
| 合計 (%) | .4 | 3.8 | 42.7 | 34.7 | 8.5 | 3.8 | .3 | .3 | .9 | .8 | 2.0 | 1.2 | .3 | .0 | .1 | .3 | 100.0 |

[註1]: 風速介於 **10.0m/s~ 12.0m/s** 佔 **24.7%** 。主風向 **NE** 佔 **42.7%** 。

[註2]: 風速平均值 **= 9.9m/s** , 風速最大值 **= 33.4m/s** , 其風向爲 **NNE**。

[註3]: 風速小於**5m/s** 佔 **10.6%**; 介於**5~10m/s** 佔 **40.6%** ; 風速大於**10m/s** 佔 **48.8%**。

[註4]: 風向介於 **N~E** 佔 **85.9%**;**E~S** 佔 **8.9%** ;**S~W** 佔 **4.7%** ;**W~N** 佔 **.5%**; 靜風佔 **.0%** 。

[註5]: 資料每小時記錄一次 , 合計 **744**筆 **(100.0%)** , 檔名 : **W07ATP10.1HA** 。

# 表6.2.11　2007年 11月 臺北港測站1風速及風向聯合分佈百分比 (%) 統計表

**2007年11月 1日 0時 ~ 2007年11月25日21時**

| 風向<br>風速 | N | NNE | NE | ENE | E | ESE | SE | SSE | S | SSW | SW | WSW | W | WNW | NW | NNW | 合計<br>(%) |
|---|---|---|---|---|---|---|---|---|---|---|---|---|---|---|---|---|---|
| **.3m/s** | .0 | .0 | .0 | .0 | .0 | .0 | .0 | .0 | .0 | .0 | .0 | .0 | .0 | .0 | .0 | .0 | .0 |
| **1m/s** | .0 | .2 | .0 | .2 | .2 | .0 | .0 | .0 | .0 | .0 | .0 | .0 | .0 | .0 | .0 | .0 | .5 |
| **2m/s** | .0 | .0 | .2 | .0 | .0 | .0 | .0 | .0 | .0 | .0 | .0 | .0 | .0 | .0 | .0 | .0 | .2 |
| **3m/s** | .0 | .0 | .2 | .0 | .2 | .2 | .0 | .0 | .0 | .0 | .0 | .0 | .0 | .0 | .0 | .0 | .5 |
| **4m/s** | .0 | .0 | .0 | .2 | .0 | .2 | .0 | .0 | .0 | .0 | .0 | .0 | .0 | .0 | .0 | .0 | .3 |
| **5m/s** | .0 | .2 | .3 | .3 | .5 | .3 | .2 | .0 | .0 | .0 | .0 | .0 | .0 | .0 | .0 | .0 | 1.9 |
| **6m/s** | .0 | .0 | .2 | 1.0 | .2 | .0 | .2 | .0 | .0 | .0 | .0 | .0 | .0 | .0 | .0 | .0 | 1.5 |
| **7m/s** | .0 | .0 | 1.0 | 2.6 | .9 | .2 | .0 | .0 | .0 | .0 | .0 | .0 | .0 | .0 | .0 | .0 | 4.6 |
| **8m/s** | .0 | .3 | 9.3 | 11.9 | .5 | .3 | .2 | .0 | .0 | .0 | .0 | .0 | .0 | .0 | .0 | .0 | 22.5 |
| **10m/s** | .0 | .2 | 15.3 | 16.7 | .2 | .0 | .0 | .0 | .0 | .0 | .0 | .0 | .0 | .0 | .0 | .0 | 32.4 |
| **12m/s** | .0 | .3 | 13.9 | 9.3 | .0 | .0 | .0 | .0 | .0 | .0 | .0 | .0 | .0 | .0 | .0 | .0 | 23.6 |
| **14m/s** | .0 | .3 | 5.3 | 3.4 | .0 | .0 | .0 | .0 | .0 | .0 | .0 | .0 | .0 | .0 | .0 | .0 | 9.1 |
| **16m/s** | .0 | .7 | 1.5 | .0 | .0 | .0 | .0 | .0 | .0 | .0 | .0 | .0 | .0 | .0 | .0 | .0 | 2.2 |
| **18m/s** | .0 | .0 | .2 | .2 | .0 | .0 | .0 | .0 | .0 | .0 | .0 | .0 | .0 | .0 | .0 | .0 | .3 |
| **20m/s** | .0 | .0 | .2 | .0 | .0 | .0 | .0 | .0 | .0 | .0 | .0 | .0 | .0 | .0 | .0 | .0 | .2 |
| **25m/s** | .0 | .0 | .0 | .0 | .0 | .0 | .0 | .0 | .0 | .0 | .0 | .0 | .0 | .0 | .0 | .0 | .0 |
| **30m/s** | .0 | .0 | .0 | .0 | .0 | .0 | .0 | .0 | .0 | .0 | .0 | .0 | .0 | .0 | .0 | .0 | .0 |
| **35m/s** | .0 | .0 | .0 | .0 | .0 | .0 | .0 | .0 | .0 | .0 | .0 | .0 | .0 | .0 | .0 | .0 | .0 |
| **40m/s** | .0 | .0 | .0 | .0 | .0 | .0 | .0 | .0 | .0 | .0 | .0 | .0 | .0 | .0 | .0 | .0 | .0 |
| **100m/s** | | | | | | | | | | | | | | | | | |
| 合計 (%) | .0 | 2.2 | 47.7 | 45.8 | 2.6 | 1.2 | .5 | .0 | .0 | .0 | .0 | .0 | .0 | .0 | .0 | .0 | 100.0 |

[註1]: 風速介於 **10.0m/s~ 12.0m/s** 佔 **32.4%** 。主風向 **NE** 佔 **47.7%** 。

[註2]: 風速平均值 **= 11.1m/s** , 風速最大值 **= 20.6m/s** , 其風向爲 **NE** 。

[註3]: 風速小於**5m/s** 佔 **1.5%**; 介於**5~10m/s** 佔 **30.6%** ; 風速大於**10m/s** 佔 **67.8%**。

[註4]: 風向介於 **N~E** 佔 **97.4%**;**E~S** 佔 **2.6%** ;**S~W** 佔 **.0%** ;**W~N** 佔 **.0%**; 靜風佔 **.0%** 。

[註5]: 資料每小時記錄一次 , 合計 **581**筆 ( **80.7%**) , 檔名 : **W07BTP10.1HA** 。

# 表6.2.12　2007年 冬季 臺北港測站1風速及風向聯合分佈百分比 (%) 統計表

**2006年12月 1日 0時 ~ 2007年 2月28日23時**

| 風向<br>風速 | N | NNE | NE | ENE | E | ESE | SE | SSE | S | SSW | SW | WSW | W | WNW | NW | NNW | 合計<br>(%) |
|---|---|---|---|---|---|---|---|---|---|---|---|---|---|---|---|---|---|
| **.3m/s** | .1 | .1 | .0 | .0 | .1 | .1 | .1 | .1 | .0 | .0 | .1 | .0 | .1 | .1 | .0 | .0 | 1.1 |
| **1m/s** | .2 | .1 | .2 | .2 | .2 | .4 | .2 | .6 | .4 | .1 | .1 | .2 | .0 | .4 | .2 | .3 | 3.9 |
| **2m/s** | .1 | .2 | .1 | .3 | .5 | .6 | .5 | .4 | .2 | .1 | .1 | .0 | .0 | .4 | .1 | .1 | 4.1 |
| **3m/s** | .3 | .4 | .7 | .9 | .8 | .9 | .5 | .3 | .1 | .2 | .0 | .0 | .1 | .4 | .2 | .0 | 6.0 |
| **4m/s** | .1 | .4 | .4 | .8 | 1.0 | 1.1 | .5 | .2 | .1 | .1 | .1 | .1 | .1 | .3 | .1 | .1 | 5.5 |
| **5m/s** | .0 | .4 | .6 | .9 | .9 | .8 | .2 | .1 | .0 | .1 | .1 | .1 | .1 | .3 | .0 | .0 | 4.6 |
| **6m/s** | .2 | .5 | .8 | 1.5 | .8 | .7 | .3 | .0 | .0 | .0 | .0 | .0 | .2 | .1 | .0 | .0 | 5.3 |
| **7m/s** | .2 | .7 | 1.9 | 2.1 | .4 | .3 | .3 | .0 | .0 | .0 | .0 | .1 | .1 | .0 | .0 | .0 | 6.3 |
| **8m/s** | .6 | 3.0 | 7.6 | 6.8 | .7 | .7 | .6 | .0 | .0 | .0 | .0 | .0 | .2 | .0 | .1 | .2 | 20.5 |
| **10m/s** | .3 | 1.9 | 10.7 | 7.9 | .0 | .2 | .1 | .0 | .0 | .0 | .0 | .0 | .0 | .0 | .0 | .0 | 21.2 |
| **12m/s** | .0 | 1.2 | 9.0 | 4.6 | .1 | .0 | .0 | .0 | .0 | .0 | .0 | .0 | .0 | .0 | .0 | .0 | 15.0 |
| **14m/s** | .0 | .3 | 3.3 | 1.3 | .0 | .0 | .0 | .0 | .0 | .0 | .0 | .0 | .0 | .0 | .0 | .0 | 4.9 |
| **16m/s** | .0 | .1 | .7 | .2 | .0 | .0 | .0 | .0 | .0 | .0 | .0 | .0 | .0 | .0 | .0 | .0 | .9 |
| **18m/s** | .0 | .0 | .1 | .0 | .0 | .0 | .0 | .0 | .0 | .0 | .0 | .0 | .0 | .0 | .0 | .0 | .1 |
| **20m/s** | .0 | .0 | .0 | .0 | .0 | .0 | .0 | .0 | .0 | .0 | .0 | .0 | .0 | .0 | .0 | .0 | .0 |
| **25m/s** | .0 | .0 | .0 | .0 | .0 | .0 | .0 | .0 | .0 | .0 | .0 | .0 | .0 | .0 | .0 | .0 | .0 |
| **30m/s** | .0 | .0 | .0 | .0 | .0 | .0 | .0 | .0 | .0 | .0 | .0 | .0 | .0 | .0 | .0 | .0 | .0 |
| **35m/s** | .0 | .0 | .0 | .0 | .0 | .0 | .0 | .0 | .0 | .0 | .0 | .0 | .0 | .0 | .0 | .0 | .0 |
| **40m/s** | .0 | .0 | .0 | .0 | .0 | .0 | .0 | .0 | .0 | .0 | .0 | .0 | .0 | .0 | .0 | .0 | .0 |
| **100m/s** | | | | | | | | | | | | | | | | | |
| 合計 (%) | 2.3 | 9.2 | 36.1 | 27.4 | 5.5 | 5.9 | 3.4 | 1.8 | .9 | .7 | .8 | .6 | 1.1 | 2.1 | .8 | .9 | 99.5 |

[註1]: 風速介於 **10.0m/s~ 12.0m/s** 佔 **21.2%** 。主風向 **NE** 佔 **36.1%** 。

[註2]: 風速平均值 = **8.7m/s** , 風速最大值 = **18.6m/s** , 其風向爲 **NE** 。

[註3]: 風速小於**5m/s** 佔 **21.2%**; 介於**5~10m/s** 佔 **36.7%** ; 風速大於**10m/s** 佔 **42.1%**。

[註4]: 風向介於 **N~E** 佔 **77.3%**;**E~S** 佔 **13.8%** ;**S~W** 佔 **2.9%** ;**W~N** 佔 **5.5%**; 靜風佔 **.5%** 。

[註5]: 資料每小時記錄一次 , 合計 **2130**筆 ( **98.6%**) , 檔名 : **W07WTP10.1HY** 。

# 表6.2.13　2007年 春季 臺北港測站1風速及風向聯合分佈百分比 (%) 統計表

**2007年 3月 1日 0時 ~ 2007年 5月15日 7時**

| 風向<br>風速 | N | NNE | NE | ENE | E | ESE | SE | SSE | S | SSW | SW | WSW | W | WNW | NW | NNW | 合計<br>(%) |
|---|---|---|---|---|---|---|---|---|---|---|---|---|---|---|---|---|---|
| **.3m/s** | .0 | .0 | .7 | .3 | .0 | .0 | .0 | .0 | .0 | .0 | .0 | .7 | .0 | .0 | .0 | .3 | 2.0 |
| **1m/s** | .3 | .3 | 1.0 | .0 | .3 | 1.0 | .7 | 1.0 | 1.3 | .0 | .3 | .3 | .0 | .7 | .7 | .3 | 8.1 |
| **2m/s** | .0 | 1.0 | .7 | 1.3 | .0 | 1.6 | .0 | .7 | .3 | .3 | .7 | .3 | .0 | 1.3 | 1.0 | .0 | 9.1 |
| **3m/s** | 1.0 | 2.3 | .7 | 1.0 | .0 | .3 | .0 | .3 | .3 | .0 | 1.0 | .3 | 1.6 | .7 | .0 | .3 | 9.8 |
| **4m/s** | .0 | 2.3 | 1.6 | .0 | .0 | .0 | .0 | .0 | .3 | .3 | 1.0 | .3 | .7 | .0 | .7 | .3 | 7.5 |
| **5m/s** | .3 | 1.6 | .7 | .3 | .0 | .0 | .3 | .0 | .0 | .0 | .7 | .0 | .0 | .3 | .0 | .0 | 4.2 |
| **6m/s** | .0 | .7 | 2.0 | .7 | .0 | .7 | .3 | .0 | .0 | .0 | .7 | .3 | .0 | .3 | .0 | .0 | 5.5 |
| **7m/s** | .3 | .3 | 2.0 | .3 | .0 | .0 | .3 | .0 | .0 | .0 | .0 | .0 | .0 | .0 | .3 | .0 | 3.6 |
| **8m/s** | .3 | .3 | 2.9 | 4.2 | .0 | .0 | 1.3 | .0 | .0 | .0 | .0 | .0 | .0 | .0 | .0 | .0 | 9.1 |
| **10m/s** | .0 | .0 | 9.8 | 12.1 | .0 | .0 | 1.0 | .0 | .0 | .0 | .0 | .0 | .0 | .0 | .0 | .0 | 22.8 |
| **12m/s** | .0 | .3 | 6.8 | 4.6 | .0 | .0 | .0 | .0 | .0 | .0 | .0 | .0 | .0 | .0 | .0 | .0 | 11.7 |
| **14m/s** | .0 | .0 | 2.0 | 2.9 | .0 | .0 | .0 | .0 | .0 | .0 | .0 | .0 | .0 | .0 | .0 | .0 | 4.9 |
| **16m/s** | .0 | .0 | .3 | .0 | .0 | .0 | .0 | .0 | .0 | .0 | .0 | .0 | .0 | .0 | .0 | .0 | .3 |
| **18m/s** | .0 | .0 | .0 | .0 | .0 | .0 | .0 | .0 | .0 | .0 | .0 | .0 | .0 | .0 | .0 | .0 | .0 |
| **20m/s** | .0 | .0 | .0 | .0 | .0 | .0 | .0 | .0 | .0 | .0 | .0 | .0 | .0 | .0 | .0 | .0 | .0 |
| **25m/s** | .0 | .0 | .0 | .0 | .0 | .0 | .0 | .0 | .0 | .0 | .0 | .0 | .0 | .0 | .0 | .0 | .0 |
| **30m/s** | .0 | .0 | .0 | .0 | .0 | .0 | .0 | .0 | .0 | .0 | .0 | .0 | .0 | .0 | .0 | .0 | .0 |
| **35m/s** | .0 | .0 | .0 | .0 | .0 | .0 | .0 | .0 | .0 | .0 | .0 | .0 | .0 | .0 | .0 | .0 | .0 |
| **40m/s** | .0 | .0 | .0 | .0 | .0 | .0 | .0 | .0 | .0 | .0 | .0 | .0 | .0 | .0 | .0 | .0 | .0 |
| **100m/s** | | | | | | | | | | | | | | | | | |
| 合計 (%) | 2.3 | 9.1 | 30.9 | 27.7 | .3 | 3.6 | 3.9 | 2.0 | 2.3 | .7 | 4.2 | 2.3 | 2.3 | 3.3 | 2.6 | 1.3 | 98.7 |

[註1]: 風速介於 **10.0m/s~ 12.0m/s** 佔 **22.8%** 。主風向 **NE** 佔 **30.9%** 。

[註2]: 風速平均值 = **7.6m/s** , 風速最大值 = **16.1m/s** , 其風向爲 **NE** 。

[註3]: 風速小於**5m/s** 佔 **37.8%**; 介於**5~10m/s** 佔 **22.5%** ; 風速大於**10m/s** 佔 **39.7%**。

[註4]: 風向介於 **N~E** 佔 **69.4%**;**E~S** 佔 **10.1%** ;**S~W** 佔 **9.4%** ;**W~N** 佔 **9.8%**; 靜風佔 **1.3%** 。

[註5]: 資料每小時記錄一次 , 合計 **307**筆 ( **13.9%**) , 檔名 : **W07NTP10.1HY** 。

# 表6.2.14　2007年 夏季 臺北港測站1風速及風向聯合分佈百分比 (%) 統計表

**2007年 6月 3日15時 ~ 2007年 8月31日23時**

| 風向<br>風速 | N | NNE | NE | ENE | E | ESE | SE | SSE | S | SSW | SW | WSW | W | WNW | NW | NNW | 合計<br>(%) |
|---|---|---|---|---|---|---|---|---|---|---|---|---|---|---|---|---|---|
| **.3m/s** | .1 | .3 | .5 | .4 | .1 | .2 | .3 | .1 | .2 | .2 | .4 | .2 | .1 | .2 | .1 | .2 | 3.9 |
| **1m/s** | .2 | .4 | .6 | .6 | .7 | 1.0 | 1.4 | 1.2 | 1.5 | 1.1 | .6 | .8 | .6 | .7 | .5 | .5 | 12.4 |
| **2m/s** | .8 | .5 | .6 | 1.1 | .8 | 1.3 | 2.2 | 1.8 | 3.9 | 1.3 | 1.2 | .5 | .4 | 1.0 | .8 | .3 | 18.4 |
| **3m/s** | .3 | .7 | .7 | 1.3 | 1.0 | .6 | 2.4 | 1.7 | 2.2 | .8 | 1.1 | .8 | 1.3 | 1.1 | .8 | .6 | 17.5 |
| **4m/s** | .2 | .4 | .5 | .6 | .9 | .3 | .9 | .5 | .8 | .7 | 1.3 | .9 | .6 | .3 | .4 | .3 | 9.8 |
| **5m/s** | .4 | .6 | .4 | .6 | .9 | .2 | .6 | .3 | .3 | .6 | 1.7 | 1.0 | .1 | .5 | .2 | .1 | 8.8 |
| **6m/s** | .2 | .5 | .6 | .1 | .9 | .3 | .3 | .1 | .1 | .2 | 1.0 | 1.0 | .3 | .6 | .1 | .3 | 6.8 |
| **7m/s** | .3 | .1 | .7 | .6 | .7 | .2 | .1 | .0 | .1 | .3 | .6 | 1.0 | .4 | .7 | .1 | .1 | 5.9 |
| **8m/s** | .2 | .6 | .8 | .7 | 1.0 | .1 | .1 | .0 | .0 | .0 | .2 | 1.0 | 1.4 | 1.8 | .3 | .1 | 8.3 |
| **10m/s** | .3 | .1 | .2 | .3 | .8 | .0 | .0 | .0 | .0 | .0 | .2 | .5 | 1.0 | 1.0 | .1 | .0 | 4.6 |
| **12m/s** | .0 | .0 | .2 | .3 | .3 | .1 | .0 | .0 | .1 | .0 | .0 | .2 | .4 | .1 | .0 | .0 | 1.7 |
| **14m/s** | .0 | .0 | .1 | .1 | .0 | .1 | .0 | .0 | .0 | .0 | .1 | .0 | .0 | .0 | .0 | .0 | .4 |
| **16m/s** | .0 | .0 | .2 | .1 | .1 | .0 | .0 | .0 | .0 | .0 | .0 | .0 | .1 | .0 | .0 | .0 | .5 |
| **18m/s** | .0 | .0 | .1 | .3 | .1 | .1 | .0 | .0 | .0 | .0 | .0 | .0 | .0 | .0 | .0 | .0 | .5 |
| **20m/s** | .0 | .0 | .0 | .0 | .1 | .0 | .0 | .0 | .0 | .0 | .0 | .0 | .0 | .0 | .0 | .0 | .1 |
| **25m/s** | .0 | .0 | .0 | .0 | .0 | .0 | .0 | .0 | .0 | .0 | .0 | .0 | .0 | .0 | .0 | .0 | .0 |
| **30m/s** | .0 | .0 | .0 | .0 | .0 | .0 | .0 | .0 | .0 | .0 | .0 | .0 | .0 | .0 | .0 | .0 | .0 |
| **35m/s** | .0 | .0 | .0 | .0 | .0 | .0 | .0 | .0 | .0 | .0 | .0 | .0 | .0 | .0 | .0 | .0 | .0 |
| **40m/s** | .0 | .0 | .0 | .0 | .0 | .0 | .0 | .0 | .0 | .0 | .0 | .0 | .0 | .0 | .0 | .0 | .0 |
| **100m/s** | | | | | | | | | | | | | | | | | |
| 合計 (%) | 3.1 | 4.2 | 6.3 | 7.0 | 8.4 | 4.6 | 8.3 | 5.7 | 9.3 | 5.3 | 8.6 | 7.9 | 6.7 | 8.2 | 3.5 | 2.6 | 99.6 |

[註**1**]: 風速介於 **2.0m/s~ 3.0m/s** 佔 **18.4%** 。主風向 **S** 佔 **9.3%** 。

[註**2**]: 風速平均值 **= 4.8m/s** , 風速最大值 **= 21.3m/s** , 其風向爲 **E** 。

[註**3**]: 風速小於**5m/s** 佔 **62.4%**; 介於**5~10m/s** 佔 **29.8%** ; 風速大於**10m/s** 佔 **7.8%**。

[註**4**]: 風向介於 **N~E** 佔 **23.5%**;**E~S** 佔 **28.3%** ;**S~W** 佔 **27.4%** ;**W~N** 佔 **20.4%**; 靜風佔 **.4%** 。

[註**5**]: 資料每小時記錄一次 , 合計 **1436**筆 ( **65.0%**) , 檔名 : **W07STP10.1HY** 。

# 表6.2.15　2007年 秋季 臺北港測站1風速及風向聯合分佈百分比 (%) 統計表

**2007年 9月 1日 0時 ~ 2007年11月25日21時**

| 風向<br>風速 | N | NNE | NE | ENE | E | ESE | SE | SSE | S | SSW | SW | WSW | W | WNW | NW | NNW | 合計<br>(%) |
|---|---|---|---|---|---|---|---|---|---|---|---|---|---|---|---|---|---|
| **.3m/s** | .0 | .1 | .1 | .2 | .0 | .1 | .0 | .0 | .1 | .0 | .1 | .1 | .0 | .0 | .0 | .0 | .6 |
| **1m/s** | .1 | .1 | .2 | .4 | .3 | .3 | .3 | .1 | .1 | .0 | .0 | .0 | .1 | .1 | .0 | .1 | 1.8 |
| **2m/s** | .2 | .2 | .7 | .8 | .6 | .5 | .6 | .1 | .1 | .1 | .0 | .0 | .1 | .0 | .1 | .1 | 4.1 |
| **3m/s** | .2 | .2 | 1.1 | 1.4 | .4 | .2 | 1.2 | .1 | .3 | .1 | .1 | .1 | .1 | .2 | .1 | .4 | 5.7 |
| **4m/s** | .2 | .3 | .6 | .9 | .6 | .6 | .3 | .1 | .2 | .1 | .2 | .2 | .1 | .1 | .1 | .1 | 4.3 |
| **5m/s** | .4 | .5 | .7 | .9 | 1.0 | .3 | .1 | .0 | .0 | .1 | .1 | .1 | .1 | .0 | .1 | .1 | 4.2 |
| **6m/s** | .6 | .8 | .6 | 1.8 | .8 | .2 | .2 | .0 | .1 | .0 | .1 | .1 | .1 | .0 | .1 | .2 | 5.3 |
| **7m/s** | .3 | .9 | 1.1 | 2.9 | 1.3 | .2 | .0 | .0 | .1 | .1 | .0 | .1 | .0 | .0 | .0 | .3 | 7.2 |
| **8m/s** | 2.0 | 2.9 | 6.9 | 8.2 | 1.4 | .4 | .1 | .1 | .0 | .0 | .1 | .3 | .0 | .0 | .0 | .2 | 22.4 |
| **10m/s** | .7 | 1.4 | 10.2 | 8.6 | .4 | .1 | .0 | .0 | .1 | .2 | .1 | .1 | .1 | .0 | .0 | .2 | 22.2 |
| **12m/s** | .3 | .5 | 8.4 | 4.4 | .0 | .0 | .0 | .0 | .2 | .0 | .1 | .0 | .0 | .0 | .1 | .2 | 14.0 |
| **14m/s** | .0 | .2 | 2.9 | 1.3 | .0 | .0 | .0 | .0 | .1 | .1 | .0 | .0 | .0 | .1 | .2 | .3 | 4.9 |
| **16m/s** | .0 | .4 | .7 | .0 | .0 | .0 | .0 | .0 | .1 | .1 | .1 | .0 | .1 | .0 | .3 | .1 | 1.8 |
| **18m/s** | .0 | .4 | .1 | .1 | .0 | .0 | .0 | .0 | .0 | .0 | .1 | .0 | .1 | .0 | .0 | .0 | .6 |
| **20m/s** | .0 | .2 | .2 | .0 | .0 | .0 | .0 | .0 | .0 | .0 | .2 | .1 | .0 | .0 | .0 | .0 | .6 |
| **25m/s** | .0 | .1 | .0 | .0 | .0 | .0 | .0 | .0 | .0 | .0 | .0 | .0 | .0 | .0 | .0 | .0 | .1 |
| **30m/s** | .0 | .1 | .1 | .0 | .0 | .0 | .0 | .0 | .0 | .0 | .0 | .0 | .0 | .0 | .0 | .0 | .2 |
| **35m/s** | .0 | .0 | .0 | .0 | .0 | .0 | .0 | .0 | .0 | .0 | .0 | .0 | .0 | .0 | .0 | .0 | .0 |
| **40m/s** | .0 | .0 | .0 | .0 | .0 | .0 | .0 | .0 | .0 | .0 | .0 | .0 | .0 | .0 | .0 | .0 | .0 |
| **100m/s** | | | | | | | | | | | | | | | | | |
| 合計 (%) | 4.7 | 9.1 | 34.4 | 31.6 | 6.7 | 2.6 | 2.6 | .4 | 1.2 | .6 | 1.0 | .9 | .6 | .3 | .9 | 2.1 | 99.8 |

[註1]: 風速介於 **8.0m/s~ 10.0m/s** 佔 **22.4%** 。主風向 **NE** 佔 **34.4%** 。

[註2]: 風速平均值 = **9.2m/s** , 風速最大值 = **33.4m/s** , 其風向爲 **NNE**。

[註3]: 風速小於**5m/s** 佔 **16.7%**; 介於**5~10m/s** 佔 **39.1%** ; 風速大於**10m/s** 佔 **44.3%**。

[註4]: 風向介於 **N~E** 佔 **82.2%**;**E~S** 佔 **8.7%** ;**S~W** 佔 **3.5%** ;**W~N** 佔 **5.5%**; 靜風佔 **.2%** 。

[註5]: 資料每小時記錄一次 , 合計 **1963**筆 ( **89.9%**) , 檔名 : **W07FTP10.1HY** 。

# 表6.2.16　2007年 整年 臺北港測站1風速及風向聯合分佈百分比 (%) 統計表

**2006年12月 1日 0時 ~ 2007年11月25日21時**

| 風向<br>風速 | N | NNE | NE | ENE | E | ESE | SE | SSE | S | SSW | SW | WSW | W | WNW | NW | NNW | 合計<br>(%) |
|---|---|---|---|---|---|---|---|---|---|---|---|---|---|---|---|---|---|
| **.3m/s** | .1 | .2 | .2 | .2 | .1 | .1 | .1 | .1 | .1 | .1 | .2 | .1 | .1 | .1 | .0 | .1 | 1.7 |
| **1m/s** | .2 | .2 | .4 | .3 | .4 | .5 | .5 | .6 | .6 | .3 | .2 | .3 | .2 | .4 | .2 | .3 | 5.5 |
| **2m/s** | .3 | .3 | .5 | .7 | .6 | .8 | .9 | .7 | 1.1 | .4 | .4 | .2 | .2 | .5 | .3 | .2 | 7.9 |
| **3m/s** | .3 | .5 | .8 | 1.2 | .7 | .6 | 1.1 | .5 | .7 | .3 | .4 | .2 | .5 | .5 | .3 | .3 | 8.9 |
| **4m/s** | .2 | .5 | .5 | .7 | .8 | .7 | .5 | .2 | .3 | .2 | .5 | .3 | .3 | .2 | .2 | .2 | 6.3 |
| **5m/s** | .2 | .5 | .6 | .8 | .9 | .4 | .3 | .1 | .1 | .2 | .5 | .3 | .1 | .2 | .1 | .1 | 5.5 |
| **6m/s** | .3 | .6 | .8 | 1.2 | .8 | .4 | .2 | .0 | .1 | .1 | .3 | .3 | .2 | .2 | .1 | .1 | 5.7 |
| **7m/s** | .3 | .6 | 1.3 | 1.9 | .8 | .2 | .2 | .0 | .0 | .1 | .2 | .3 | .1 | .2 | .0 | .1 | 6.4 |
| **8m/s** | 1.0 | 2.2 | 5.4 | 5.6 | .9 | .4 | .3 | .0 | .0 | .0 | .1 | .3 | .4 | .5 | .1 | .2 | 17.5 |
| **10m/s** | .4 | 1.2 | 7.9 | 6.5 | .3 | .1 | .1 | .0 | .0 | .1 | .1 | .1 | .3 | .3 | .1 | .1 | 17.5 |
| **12m/s** | .1 | .6 | 6.5 | 3.5 | .1 | .0 | .0 | .0 | .1 | .0 | .0 | .1 | .1 | .0 | .0 | .1 | 11.2 |
| **14m/s** | .0 | .2 | 2.3 | 1.1 | .0 | .0 | .0 | .0 | .0 | .0 | .0 | .0 | .0 | .0 | .1 | .1 | 3.8 |
| **16m/s** | .0 | .2 | .5 | .1 | .0 | .0 | .0 | .0 | .0 | .0 | .0 | .0 | .0 | .0 | .1 | .0 | 1.1 |
| **18m/s** | .0 | .1 | .1 | .1 | .0 | .0 | .0 | .0 | .0 | .0 | .0 | .0 | .0 | .0 | .0 | .0 | .4 |
| **20m/s** | .0 | .1 | .1 | .0 | .0 | .0 | .0 | .0 | .0 | .0 | .1 | .0 | .0 | .0 | .0 | .0 | .2 |
| **25m/s** | .0 | .0 | .0 | .0 | .0 | .0 | .0 | .0 | .0 | .0 | .0 | .0 | .0 | .0 | .0 | .0 | .0 |
| **30m/s** | .0 | .0 | .0 | .0 | .0 | .0 | .0 | .0 | .0 | .0 | .0 | .0 | .0 | .0 | .0 | .0 | .1 |
| **35m/s** | .0 | .0 | .0 | .0 | .0 | .0 | .0 | .0 | .0 | .0 | .0 | .0 | .0 | .0 | .0 | .0 | .0 |
| **40m/s** | .0 | .0 | .0 | .0 | .0 | .0 | .0 | .0 | .0 | .0 | .0 | .0 | .0 | .0 | .0 | .0 | .0 |
| **100m/s** | | | | | | | | | | | | | | | | | |
| 合計 (%) | 3.3 | 7.9 | 27.9 | 23.8 | 6.4 | 4.4 | 4.4 | 2.3 | 3.1 | 1.8 | 2.9 | 2.6 | 2.4 | 3.1 | 1.6 | 1.7 | 99.6 |

[註**1**]: 風速介於 **8.0m/s~ 10.0m/s** 佔 **17.5%** 。主風向 **NE** 佔 **27.9%** 。

[註**2**]: 風速平均值 = **7.9m/s** , 風速最大值 = **33.4m/s** , 其風向爲 **NNE**。

[註**3**]: 風速小於**5m/s** 佔 **30.7%**; 介於**5~10m/s** 佔 **35.1%** ; 風速大於**10m/s** 佔 **34.3%**。

[註**4**]: 風向介於 **N~E** 佔 **65.3%**;**E~S** 佔 **15.5%** ;**S~W** 佔 **9.5%** ;**W~N** 佔 **9.4%**; 靜風佔 **.4%** 。

[註**5**]: 資料每小時記錄一次 , 合計 **5836**筆 ( **66.6%**) , 檔名 : **W070TP10.1HY** 。

# 表6.2.17　歷年 12月 臺北港測站1風速及風向聯合分佈百分比 (%) 統計表

**1996年12月 1日15時 ~ 2006年12月31日23時**

| 風向<br>風速 | N | NNE | NE | ENE | E | ESE | SE | SSE | S | SSW | SW | WSW | W | WNW | NW | NNW | 合計<br>(%) |
|---|---|---|---|---|---|---|---|---|---|---|---|---|---|---|---|---|---|
| **.3m/s** | .0 | .0 | .0 | .0 | .1 | .1 | .0 | .1 | .1 | .0 | .1 | .0 | .0 | .1 | .0 | .0 | .9 |
| **1m/s** | .1 | .1 | .3 | .2 | .3 | .4 | .4 | .3 | .3 | .2 | .1 | .0 | .2 | .1 | .1 | .1 | 3.1 |
| **2m/s** | .2 | .2 | .7 | .4 | .6 | .6 | .4 | .3 | .1 | .3 | .1 | .1 | .1 | .1 | .1 | .1 | 4.7 |
| **3m/s** | .1 | .3 | .5 | .8 | .9 | 1.0 | .4 | .3 | .2 | .1 | .1 | .2 | .1 | .1 | .1 | .1 | 5.4 |
| **4m/s** | .1 | .4 | .8 | .9 | 1.0 | .7 | .3 | .2 | .0 | .0 | .1 | .1 | .2 | .1 | .1 | .1 | 5.1 |
| **5m/s** | .1 | .3 | 1.1 | 1.8 | 1.2 | .5 | .3 | .1 | .0 | .0 | .0 | .1 | .1 | .1 | .0 | .1 | 5.9 |
| **6m/s** | .1 | .4 | 1.2 | 2.8 | .9 | .5 | .5 | .1 | .0 | .0 | .0 | .0 | .0 | .0 | .0 | .1 | 6.8 |
| **7m/s** | .3 | .5 | 2.0 | 3.4 | 1.0 | .5 | .5 | .1 | .0 | .0 | .0 | .0 | .0 | .0 | .0 | .2 | 8.5 |
| **8m/s** | .4 | 1.7 | 7.8 | 7.7 | 1.1 | .9 | .7 | .0 | .0 | .0 | .0 | .0 | .0 | .0 | .1 | .4 | 20.8 |
| **10m/s** | .8 | 2.6 | 7.8 | 7.2 | .6 | .5 | .2 | .0 | .0 | .0 | .0 | .0 | .0 | .0 | .0 | .1 | 20.0 |
| **12m/s** | .7 | 2.2 | 6.1 | 3.5 | .2 | .1 | .1 | .0 | .0 | .0 | .0 | .0 | .0 | .0 | .0 | .1 | 13.1 |
| **14m/s** | .4 | .7 | 2.4 | 1.1 | .0 | .0 | .0 | .0 | .0 | .0 | .0 | .0 | .0 | .0 | .0 | .0 | 4.6 |
| **16m/s** | .0 | .1 | .5 | .2 | .0 | .0 | .0 | .0 | .0 | .0 | .0 | .0 | .0 | .0 | .0 | .0 | .8 |
| **18m/s** | .0 | .0 | .0 | .0 | .0 | .0 | .0 | .0 | .0 | .0 | .0 | .0 | .0 | .0 | .0 | .0 | .0 |
| **20m/s** | .0 | .0 | .0 | .0 | .0 | .0 | .0 | .0 | .0 | .0 | .0 | .0 | .0 | .0 | .0 | .0 | .0 |
| **25m/s** | .0 | .0 | .0 | .0 | .0 | .0 | .0 | .0 | .0 | .0 | .0 | .0 | .0 | .0 | .0 | .0 | .0 |
| **30m/s** | .0 | .0 | .0 | .0 | .0 | .0 | .0 | .0 | .0 | .0 | .0 | .0 | .0 | .0 | .0 | .0 | .0 |
| **35m/s** | .0 | .0 | .0 | .0 | .0 | .0 | .0 | .0 | .0 | .0 | .0 | .0 | .0 | .0 | .0 | .0 | .0 |
| **40m/s** | .0 | .0 | .0 | .0 | .0 | .0 | .0 | .0 | .0 | .0 | .0 | .0 | .0 | .0 | .0 | .0 | .0 |
| **100m/s** | | | | | | | | | | | | | | | | | |
| 合計 (%) | 3.5 | 9.7 | 31.3 | 30.2 | 7.9 | 5.9 | 3.8 | 1.5 | .7 | .7 | .5 | .5 | .8 | .7 | .6 | 1.4 | 99.8 |

[註**1**]: 風速介於 **8.0m/s~ 10.0m/s** 佔 **20.8%** 。主風向 **NE** 佔 **31.3%** 。

[註**2**]: 風速平均值 **= 8.6m/s** , 風速最大值 **= 18.6m/s** , 其風向爲 **NE** 。

[註**3**]: 風速小於**5m/s** 佔 **19.4%**; 介於**5~10m/s** 佔 **42.0%** ; 風速大於**10m/s** 佔 **38.6%**。

[註**4**]: 風向介於 **N~E** 佔 **77.6%**;**E~S** 佔 **15.0%** ;**S~W** 佔 **2.5%** ;**W~N** 佔 **4.8%**; 靜風佔 **.2%** 。

[註**5**]: 資料每小時記錄一次 , 合計 **4734**筆 ( **70.7%**) , 檔名 : **W44CTP10.1HY** 。

# 表6.2.18　歷年 1月 臺北港測站1風速及風向聯合分佈百分比 (%) 統計表

**1997年 1月 1日 0時 ~ 2007年 1月31日23時**

| 風向<br>風速 | N | NNE | NE | ENE | E | ESE | SE | SSE | S | SSW | SW | WSW | W | WNW | NW | NNW | 合計<br>(%) |
|---|---|---|---|---|---|---|---|---|---|---|---|---|---|---|---|---|---|
| **.3m/s** | .2 | .1 | .0 | .0 | .1 | .1 | .1 | .1 | .1 | .2 | .1 | .1 | .1 | .2 | .1 | .1 | 1.7 |
| **1m/s** | .1 | .3 | .1 | .3 | .3 | .4 | .4 | .6 | .3 | .3 | .2 | .4 | .5 | .4 | .2 | .3 | 5.1 |
| **2m/s** | .4 | .4 | .4 | .6 | .7 | .6 | .4 | .7 | .6 | .3 | .2 | .3 | .5 | .6 | .3 | .4 | 7.3 |
| **3m/s** | .2 | .4 | .6 | .6 | .6 | .5 | .2 | .4 | .3 | .2 | .3 | .4 | .3 | .6 | .3 | .3 | 6.0 |
| **4m/s** | .3 | .4 | .7 | .6 | .7 | .9 | .2 | .1 | .3 | .2 | .2 | .3 | .3 | .4 | .1 | .3 | 6.0 |
| **5m/s** | .2 | .4 | .9 | .9 | .8 | .7 | .4 | .1 | .1 | .2 | .1 | .2 | .3 | .1 | .1 | .0 | 5.4 |
| **6m/s** | .2 | .8 | 1.4 | 1.7 | .8 | .4 | .4 | .1 | .1 | .1 | .0 | .1 | .3 | .1 | .0 | .0 | 6.3 |
| **7m/s** | .2 | .7 | 3.0 | 2.5 | .8 | .3 | .5 | .1 | .0 | .0 | .0 | .0 | .1 | .0 | .0 | .0 | 8.2 |
| **8m/s** | .2 | 2.6 | 7.9 | 6.3 | 1.3 | .6 | .9 | .1 | .0 | .0 | .0 | .0 | .0 | .0 | .0 | .0 | 20.1 |
| **10m/s** | .1 | 2.6 | 8.3 | 7.0 | .5 | .1 | .2 | .0 | .0 | .0 | .0 | .0 | .0 | .0 | .0 | .0 | 18.9 |
| **12m/s** | .1 | 1.4 | 5.1 | 3.8 | .0 | .1 | .1 | .0 | .0 | .0 | .0 | .0 | .0 | .0 | .0 | .0 | 10.7 |
| **14m/s** | .1 | .5 | 1.6 | .6 | .0 | .0 | .1 | .0 | .0 | .0 | .0 | .0 | .0 | .0 | .0 | .0 | 2.9 |
| **16m/s** | .0 | .1 | .3 | .0 | .0 | .0 | .1 | .0 | .0 | .0 | .0 | .0 | .0 | .0 | .0 | .0 | .4 |
| **18m/s** | .0 | .0 | .1 | .0 | .0 | .0 | .0 | .0 | .0 | .0 | .0 | .0 | .0 | .0 | .0 | .0 | .1 |
| **20m/s** | .0 | .0 | .0 | .0 | .0 | .0 | .0 | .0 | .0 | .0 | .0 | .0 | .0 | .0 | .0 | .0 | .0 |
| **25m/s** | .0 | .0 | .0 | .0 | .0 | .0 | .0 | .0 | .0 | .0 | .0 | .0 | .0 | .0 | .0 | .0 | .0 |
| **30m/s** | .0 | .0 | .0 | .0 | .0 | .0 | .0 | .0 | .0 | .0 | .0 | .0 | .0 | .0 | .0 | .0 | .0 |
| **35m/s** | .0 | .0 | .0 | .0 | .0 | .0 | .0 | .0 | .0 | .0 | .0 | .0 | .0 | .0 | .0 | .0 | .0 |
| **40m/s** | .0 | .0 | .0 | .0 | .0 | .0 | .0 | .0 | .0 | .0 | .0 | .0 | .0 | .0 | .0 | .0 | .0 |
| **100m/s** | | | | | | | | | | | | | | | | | |
| 合計 (%) | 2.2 | 10.6 | 30.4 | 24.9 | 6.6 | 4.8 | 3.8 | 2.4 | 1.8 | 1.3 | 1.1 | 1.8 | 2.3 | 2.5 | 1.1 | 1.4 | 98.9 |

[註**1**]: 風速介於 **8.0m/s~ 10.0m/s** 佔 **20.1%** 。主風向 **NE** 佔 **30.4%** 。

[註**2**]: 風速平均值 **= 7.8m/s** , 風速最大值 **= 18.6m/s** , 其風向爲 **NE** 。

[註**3**]: 風速小於**5m/s** 佔 **27.1%**; 介於**5~10m/s** 佔 **40.0%** ; 風速大於**10m/s** 佔 **32.9%**。

[註**4**]: 風向介於 **N~E** 佔 **72.2%**;**E~S** 佔 **13.7%** ;**S~W** 佔 **6.2%** ;**W~N** 佔 **6.8%**; 靜風佔 **1.1%** 。

[註**5**]: 資料每小時記錄一次 , 合計 **5171**筆 ( **77.2%**) , 檔名 : **W441TP10.1HY** 。

# 表6.2.19　歷年 2月 臺北港測站1風速及風向聯合分佈百分比 (%) 統計表

**1997年 2月 1日 0時 ~ 2007年 2月28日23時**

| 風向<br>風速 | N | NNE | NE | ENE | E | ESE | SE | SSE | S | SSW | SW | WSW | W | WNW | NW | NNW | 合計<br>(%) |
|---|---|---|---|---|---|---|---|---|---|---|---|---|---|---|---|---|---|
| **.3m/s** | .4 | .3 | .1 | .2 | .2 | .3 | .2 | .2 | .2 | .3 | .2 | .2 | .2 | .2 | .1 | .1 | 3.6 |
| **1m/s** | .5 | .4 | .6 | .4 | .5 | .5 | .5 | .7 | .7 | .6 | .5 | .4 | .5 | .5 | .4 | .5 | 8.2 |
| **2m/s** | .4 | .4 | .7 | .9 | .5 | .5 | .6 | .5 | .5 | .5 | .2 | .5 | .3 | .8 | .4 | .5 | 8.3 |
| **3m/s** | .4 | .6 | .9 | 1.2 | .8 | .7 | .4 | .3 | .3 | .3 | .2 | .2 | .5 | .5 | .4 | .3 | 7.9 |
| **4m/s** | .1 | .8 | 1.3 | 1.0 | 1.1 | .6 | .5 | .2 | .1 | .2 | .1 | .2 | .4 | .3 | .2 | .1 | 7.2 |
| **5m/s** | .1 | .7 | 1.5 | 1.7 | 1.3 | .7 | .4 | .2 | .0 | .1 | .1 | .1 | .2 | .3 | .1 | .0 | 7.5 |
| **6m/s** | .2 | .4 | 1.7 | 3.3 | 1.2 | .6 | .3 | .1 | .0 | .0 | .1 | .1 | .1 | .2 | .0 | .0 | 8.3 |
| **7m/s** | .2 | .6 | 2.0 | 3.7 | .7 | .2 | .4 | .1 | .0 | .0 | .1 | .0 | .1 | .1 | .0 | .0 | 8.4 |
| **8m/s** | .3 | 1.8 | 4.3 | 6.3 | .8 | .4 | .6 | .1 | .0 | .0 | .0 | .1 | .2 | .0 | .0 | .0 | 15.2 |
| **10m/s** | .1 | 1.1 | 4.7 | 5.2 | .6 | .2 | .6 | .1 | .0 | .0 | .1 | .0 | .0 | .0 | .0 | .0 | 12.7 |
| **12m/s** | .0 | .4 | 3.9 | 3.3 | .4 | .1 | .2 | .1 | .0 | .0 | .0 | .0 | .0 | .0 | .0 | .0 | 8.4 |
| **14m/s** | .0 | .2 | 1.2 | 1.0 | .0 | .0 | .1 | .0 | .0 | .0 | .0 | .0 | .0 | .0 | .0 | .0 | 2.4 |
| **16m/s** | .0 | .0 | .2 | .1 | .0 | .0 | .0 | .0 | .0 | .0 | .0 | .0 | .0 | .0 | .0 | .0 | .4 |
| **18m/s** | .0 | .0 | .0 | .0 | .0 | .0 | .0 | .0 | .0 | .0 | .0 | .0 | .0 | .0 | .0 | .0 | .0 |
| **20m/s** | .0 | .0 | .0 | .0 | .0 | .0 | .0 | .0 | .0 | .0 | .0 | .0 | .0 | .0 | .0 | .0 | .0 |
| **25m/s** | .0 | .0 | .0 | .0 | .0 | .0 | .0 | .0 | .0 | .0 | .0 | .0 | .0 | .0 | .0 | .0 | .0 |
| **30m/s** | .0 | .0 | .0 | .0 | .0 | .0 | .0 | .0 | .0 | .0 | .0 | .0 | .0 | .0 | .0 | .0 | .0 |
| **35m/s** | .0 | .0 | .0 | .0 | .0 | .0 | .0 | .0 | .0 | .0 | .0 | .0 | .0 | .0 | .0 | .0 | .0 |
| **40m/s** | .0 | .0 | .0 | .0 | .0 | .0 | .0 | .0 | .0 | .0 | .0 | .0 | .0 | .0 | .0 | .0 | .0 |
| **100m/s** | | | | | | | | | | | | | | | | | |
| 合計 (%) | 2.8 | 7.7 | 23.2 | 28.4 | 8.1 | 4.8 | 4.9 | 2.6 | 1.8 | 1.9 | 1.8 | 1.8 | 2.6 | 3.0 | 1.7 | 1.6 | 98.6 |

[註**1**]: 風速介於 **8.0m/s~ 10.0m/s** 佔 **15.2%** 。主風向 **ENE** 佔 **28.4%** 。

[註**2**]: 風速平均值 **= 6.8m/s** , 風速最大值 **= 17.6m/s** , 其風向爲 **NE** 。

[註**3**]: 風速小於**5m/s** 佔 **36.6%**; 介於**5~10m/s** 佔 **39.4%** ; 風速大於**10m/s** 佔 **24.0%**。

[註**4**]: 風向介於 **N~E** 佔 **66.3%**;**E~S** 佔 **15.8%** ;**S~W** 佔 **7.8%** ;**W~N** 佔 **8.6%**; 靜風佔 **1.4%** 。

[註**5**]: 資料每小時記錄一次 , 合計 **4828**筆 ( **89.4%**) , 檔名 : **W442TP10.1HY** 。

# 表6.2.20　歷年 3月 臺北港測站1風速及風向聯合分佈百分比 (%) 統計表

**1997年 3月 1日 0時 ~ 2007年 3月11日 8時**

| 風向<br>風速 | N | NNE | NE | ENE | E | ESE | SE | SSE | S | SSW | SW | WSW | W | WNW | NW | NNW | 合計<br>(%) |
|---|---|---|---|---|---|---|---|---|---|---|---|---|---|---|---|---|---|
| **.3m/s** | .3 | .3 | .2 | .3 | .4 | .2 | .3 | .4 | .4 | .2 | .3 | .4 | .1 | .2 | .2 | .3 | 4.5 |
| **1m/s** | .7 | .9 | 1.1 | .7 | .5 | .7 | .6 | .8 | .7 | .6 | .5 | .5 | 1.0 | .7 | .7 | .9 | 11.5 |
| **2m/s** | .6 | 1.0 | 1.2 | .9 | .6 | .7 | .7 | .9 | .8 | .7 | .5 | .6 | .8 | 1.1 | .5 | .5 | 12.2 |
| **3m/s** | .3 | .8 | 1.2 | 1.0 | .5 | .5 | .2 | .6 | .6 | .5 | .5 | .6 | .8 | .8 | .6 | .3 | 9.8 |
| **4m/s** | .3 | .8 | 2.0 | 1.2 | .5 | .5 | .2 | .2 | .3 | .5 | .3 | .4 | .6 | .5 | .4 | .2 | 8.7 |
| **5m/s** | .2 | .8 | 1.7 | 1.8 | .6 | .5 | .6 | .2 | .3 | .1 | .4 | .4 | .4 | .3 | .1 | .2 | 8.3 |
| **6m/s** | .2 | .5 | 1.6 | 2.1 | .4 | .2 | .8 | .1 | .1 | .1 | .1 | .2 | .5 | .1 | .1 | .0 | 6.9 |
| **7m/s** | .1 | .3 | 1.4 | 2.6 | .2 | .1 | .8 | .2 | .1 | .1 | .2 | .2 | .3 | .1 | .1 | .0 | 6.7 |
| **8m/s** | .3 | .2 | 3.1 | 4.0 | .3 | .3 | 1.0 | .2 | .0 | .1 | .8 | .2 | .5 | .0 | .0 | .1 | 11.0 |
| **10m/s** | .0 | .5 | 3.6 | 3.1 | .1 | .3 | .7 | .1 | .0 | .1 | .3 | .3 | .3 | .0 | .0 | .0 | 9.7 |
| **12m/s** | .1 | .4 | 3.0 | 2.3 | .0 | .2 | .2 | .0 | .0 | .0 | .1 | .1 | .2 | .0 | .0 | .0 | 6.6 |
| **14m/s** | .0 | .2 | .7 | .8 | .0 | .1 | .0 | .0 | .0 | .0 | .0 | .0 | .0 | .0 | .0 | .0 | 1.8 |
| **16m/s** | .0 | .1 | .1 | .1 | .0 | .0 | .0 | .0 | .0 | .0 | .0 | .0 | .0 | .0 | .0 | .0 | .3 |
| **18m/s** | .0 | .0 | .1 | .0 | .0 | .0 | .0 | .0 | .0 | .0 | .0 | .0 | .0 | .0 | .0 | .0 | .1 |
| **20m/s** | .0 | .0 | .0 | .0 | .0 | .0 | .0 | .0 | .0 | .0 | .0 | .0 | .0 | .0 | .0 | .0 | .0 |
| **25m/s** | .0 | .0 | .0 | .0 | .0 | .0 | .0 | .0 | .0 | .0 | .0 | .0 | .0 | .0 | .0 | .0 | .0 |
| **30m/s** | .0 | .0 | .0 | .0 | .0 | .0 | .0 | .0 | .0 | .0 | .0 | .0 | .0 | .0 | .0 | .0 | .0 |
| **35m/s** | .0 | .0 | .0 | .0 | .0 | .0 | .0 | .0 | .0 | .0 | .0 | .0 | .0 | .0 | .0 | .0 | .0 |
| **40m/s** | .0 | .0 | .0 | .0 | .0 | .0 | .0 | .0 | .0 | .0 | .0 | .0 | .0 | .0 | .0 | .0 | .0 |
| **100m/s** | | | | | | | | | | | | | | | | | |
| 合計 (%) | 3.0 | 6.9 | 20.9 | 20.8 | 4.1 | 4.2 | 6.0 | 3.6 | 3.2 | 3.0 | 4.0 | 3.9 | 5.6 | 3.8 | 2.9 | 2.5 | 98.3 |

[註1]: 風速介於 **2.0m/s~ 3.0m/s** 佔 **12.2%** 。主風向 **NE** 佔 **20.9%** 。

[註2]: 風速平均值 = **5.9m/s** , 風速最大值 = **21.8m/s** , 其風向爲 **ENE**。

[註3]: 風速小於**5m/s** 佔 **48.4%**; 介於**5~10m/s** 佔 **33.0%** ; 風速大於**10m/s** 佔 **18.6%**。

[註4]: 風向介於 **N~E** 佔 **52.7%**;**E~S** 佔 **17.0%** ;**S~W** 佔 **15.5%** ;**W~N** 佔 **13.1%**; 靜風佔 **1.7%** 。

[註5]: 資料每小時記錄一次 , 合計 **4666**筆 ( **89.6%**) , 檔名 : **W443TP10.1HY** 。

# 表6.2.21　歷年 4月 臺北港測站1風速及風向聯合分佈百分比 (%) 統計表

**1997年 4月 1日 0時 ~ 2005年 4月30日22時**

| 風向<br>風速 | N | NNE | NE | ENE | E | ESE | SE | SSE | S | SSW | SW | WSW | W | WNW | NW | NNW | 合計<br>(%) |
|---|---|---|---|---|---|---|---|---|---|---|---|---|---|---|---|---|---|
| **.3m/s** | .3 | .3 | .3 | .4 | .3 | .3 | .5 | .5 | .4 | .5 | .2 | .2 | .2 | .4 | .3 | .2 | 5.3 |
| **1m/s** | .5 | .9 | .9 | .9 | .5 | .8 | .7 | 1.1 | 1.5 | 1.0 | .5 | .3 | .5 | .5 | .5 | .4 | 11.5 |
| **2m/s** | .7 | .8 | 1.0 | 1.0 | .6 | .7 | .7 | 1.0 | 1.3 | .7 | .6 | .6 | .7 | .7 | .6 | .5 | 12.2 |
| **3m/s** | .6 | .7 | 1.0 | .9 | 1.0 | .5 | .7 | .6 | 1.1 | .5 | .3 | .6 | .8 | .9 | .5 | .4 | 11.0 |
| **4m/s** | .3 | .4 | 1.1 | 1.7 | .8 | .5 | .7 | .3 | .6 | .3 | .5 | .3 | .6 | .9 | .3 | .2 | 9.4 |
| **5m/s** | .2 | .5 | 1.3 | 1.8 | .7 | .5 | 1.1 | .3 | .3 | .0 | .3 | .3 | .4 | .3 | .2 | .1 | 8.4 |
| **6m/s** | .1 | .3 | 1.7 | 2.6 | .5 | .4 | .9 | .1 | .1 | .0 | .1 | .1 | .3 | .4 | .1 | .1 | 7.8 |
| **7m/s** | .0 | .4 | 1.7 | 2.5 | .5 | .4 | .8 | .2 | .0 | .0 | .1 | .1 | .3 | .2 | .0 | .0 | 7.3 |
| **8m/s** | .1 | .2 | 3.8 | 4.8 | .5 | .8 | .8 | .1 | .0 | .0 | .1 | .3 | .7 | .3 | .1 | .0 | 12.6 |
| **10m/s** | .0 | .1 | 2.7 | 3.7 | .3 | .5 | .4 | .0 | .0 | .0 | .1 | .1 | .4 | .1 | .0 | .0 | 8.5 |
| **12m/s** | .0 | .0 | .8 | 1.8 | .1 | .2 | .0 | .0 | .0 | .0 | .0 | .1 | .1 | .0 | .0 | .0 | 3.1 |
| **14m/s** | .0 | .0 | .4 | .3 | .0 | .0 | .0 | .0 | .0 | .0 | .0 | .0 | .0 | .0 | .0 | .0 | .8 |
| **16m/s** | .0 | .0 | .0 | .0 | .0 | .0 | .0 | .0 | .0 | .0 | .0 | .0 | .0 | .0 | .0 | .0 | .0 |
| **18m/s** | .0 | .0 | .0 | .0 | .0 | .0 | .0 | .0 | .0 | .0 | .0 | .0 | .0 | .0 | .0 | .0 | .0 |
| **20m/s** | .0 | .0 | .0 | .0 | .0 | .0 | .0 | .0 | .0 | .0 | .0 | .0 | .0 | .0 | .0 | .0 | .0 |
| **25m/s** | .0 | .0 | .0 | .0 | .0 | .0 | .0 | .0 | .0 | .0 | .0 | .0 | .0 | .0 | .0 | .0 | .0 |
| **30m/s** | .0 | .0 | .0 | .0 | .0 | .0 | .0 | .0 | .0 | .0 | .0 | .0 | .0 | .0 | .0 | .0 | .0 |
| **35m/s** | .0 | .0 | .0 | .0 | .0 | .0 | .0 | .0 | .0 | .0 | .0 | .0 | .0 | .0 | .0 | .0 | .0 |
| **40m/s** | .0 | .0 | .0 | .0 | .0 | .0 | .0 | .0 | .0 | .0 | .0 | .0 | .0 | .0 | .0 | .0 | .0 |
| **100m/s** | | | | | | | | | | | | | | | | | |
| 合計 (%) | 2.9 | 4.8 | 16.6 | 22.3 | 5.9 | 5.6 | 7.2 | 4.3 | 5.2 | 2.9 | 2.6 | 3.1 | 5.0 | 4.7 | 2.7 | 2.0 | 97.8 |

[註1]: 風速介於 **8.0m/s~ 10.0m/s** 佔 **12.6%** 。主風向 **ENE** 佔 **22.3%** 。

[註2]: 風速平均值 **= 5.4m/s** , 風速最大值 **= 17.9m/s** , 其風向爲 **NE** 。

[註3]: 風速小於**5m/s** 佔 **51.5%**; 介於**5~10m/s** 佔 **36.1%** ; 風速大於**10m/s** 佔 **12.4%**。

[註4]: 風向介於 **N~E** 佔 **49.1%**;**E~S** 佔 **22.0%** ;**S~W** 佔 **12.9%** ;**W~N** 佔 **13.8%**; 靜風佔 **2.2%** 。

[註5]: 資料每小時記錄一次 , 合計 **4764**筆 ( **94.5%**) , 檔名 : **W444TP10.1HY** 。

# 表6.2.22　歷年 5月 臺北港測站1風速及風向聯合分佈百分比 (%) 統計表

**1998年 5月14日13時 ~ 2007年 5月15日 7時**

| 風向<br>風速 | N | NNE | NE | ENE | E | ESE | SE | SSE | S | SSW | SW | WSW | W | WNW | NW | NNW | 合計<br>(%) |
|---|---|---|---|---|---|---|---|---|---|---|---|---|---|---|---|---|---|
| **.3m/s** | .3 | .3 | .3 | .3 | .3 | .4 | .4 | .7 | .8 | .5 | .3 | .3 | .4 | .3 | .2 | .2 | 5.9 |
| **1m/s** | .7 | .7 | .6 | 1.0 | .8 | .8 | .8 | 1.5 | 1.9 | 1.1 | .8 | .6 | .5 | .5 | .6 | .6 | 13.8 |
| **2m/s** | .8 | .7 | 1.2 | 1.3 | 1.2 | 1.2 | .9 | 1.0 | 1.8 | 1.2 | .7 | .8 | .6 | .6 | .9 | .6 | 15.4 |
| **3m/s** | .3 | .7 | 1.4 | 1.2 | 1.1 | .8 | 1.0 | .7 | 1.2 | .6 | .5 | .6 | .5 | .8 | .7 | .4 | 12.5 |
| **4m/s** | .2 | .3 | 1.1 | 1.5 | .5 | .7 | 1.5 | .5 | .5 | .3 | .4 | .5 | .4 | .4 | .6 | .1 | 9.5 |
| **5m/s** | .1 | .2 | 1.0 | 1.8 | .6 | .5 | 1.6 | .4 | .2 | .1 | .3 | .5 | .5 | .5 | .2 | .0 | 8.5 |
| **6m/s** | .1 | .2 | 1.4 | 1.7 | .3 | .4 | 1.4 | .5 | .0 | .1 | .1 | .4 | .3 | .5 | .1 | .1 | 7.6 |
| **7m/s** | .1 | .0 | 1.3 | 1.8 | .0 | .3 | 1.2 | .3 | .0 | .0 | .1 | .3 | .4 | .2 | .0 | .0 | 6.1 |
| **8m/s** | .1 | .1 | 2.0 | 3.3 | .1 | .1 | .8 | .1 | .0 | .0 | .1 | .5 | 1.3 | .2 | .1 | .1 | 8.9 |
| **10m/s** | .0 | .0 | 1.7 | 2.1 | .0 | .1 | .5 | .0 | .0 | .0 | .0 | .5 | .9 | .3 | .0 | .0 | 6.2 |
| **12m/s** | .0 | .0 | 1.1 | 1.0 | .0 | .0 | .2 | .0 | .0 | .0 | .1 | .2 | .1 | .1 | .0 | .0 | 2.9 |
| **14m/s** | .0 | .0 | .1 | .2 | .0 | .0 | .0 | .0 | .0 | .0 | .0 | .1 | .0 | .0 | .0 | .0 | .7 |
| **16m/s** | .0 | .0 | .0 | .0 | .0 | .0 | .0 | .0 | .0 | .0 | .0 | .1 | .0 | .0 | .0 | .0 | .1 |
| **18m/s** | .0 | .0 | .0 | .0 | .0 | .0 | .0 | .0 | .0 | .0 | .0 | .0 | .0 | .0 | .0 | .0 | .0 |
| **20m/s** | .0 | .0 | .0 | .0 | .0 | .0 | .0 | .0 | .0 | .0 | .0 | .0 | .0 | .0 | .0 | .0 | .0 |
| **25m/s** | .0 | .0 | .0 | .0 | .0 | .0 | .0 | .0 | .0 | .0 | .0 | .0 | .0 | .0 | .0 | .0 | .0 |
| **30m/s** | .0 | .0 | .0 | .0 | .0 | .0 | .0 | .0 | .0 | .0 | .0 | .0 | .0 | .0 | .0 | .0 | .0 |
| **35m/s** | .0 | .0 | .0 | .0 | .0 | .0 | .0 | .0 | .0 | .0 | .0 | .0 | .0 | .0 | .0 | .0 | .0 |
| **40m/s** | .0 | .0 | .0 | .0 | .0 | .0 | .0 | .0 | .0 | .0 | .0 | .0 | .0 | .0 | .0 | .0 | .0 |
| **100m/s** | | | | | | | | | | | | | | | | | |
| 合計 (%) | 2.7 | 3.3 | 13.1 | 17.3 | 4.9 | 5.6 | 10.3 | 5.8 | 6.3 | 3.9 | 3.3 | 5.3 | 6.0 | 4.6 | 3.4 | 2.2 | 98.0 |

[註1]: 風速介於 **2.0m/s~ 3.0m/s** 佔 **15.4%** 。主風向 **ENE** 佔 **17.3%** 。

[註2]: 風速平均值 = **4.9m/s** , 風速最大值 = **17.0m/s** , 其風向爲 **WNW**。

[註3]: 風速小於**5m/s** 佔 **59.0%**; 介於**5~10m/s** 佔 **31.1%** ; 風速大於**10m/s** 佔 **9.9%**。

[註4]: 風向介於 **N~E** 佔 **37.9%**;**E~S** 佔 **26.7%** ;**S~W** 佔 **18.9%** ;**W~N** 佔 **14.6%**; 靜風佔 **2.0%** 。

[註5]: 資料每小時記錄一次 , 合計 **4418**筆 ( **74.2%**) , 檔名 : **W445TP10.1HY** 。

# 表6.2.23　歷年 6月 臺北港測站1風速及風向聯合分佈百分比 (%) 統計表

**1998年 6月 1日 0時 ~ 2007年 6月27日20時**

| 風向<br>風速 | N | NNE | NE | ENE | E | ESE | SE | SSE | S | SSW | SW | WSW | W | WNW | NW | NNW | 合計<br>(%) |
|---|---|---|---|---|---|---|---|---|---|---|---|---|---|---|---|---|---|
| **.3m/s** | .3 | .3 | .2 | .3 | .2 | .4 | .5 | .6 | .9 | .6 | .2 | .2 | .2 | .2 | .2 | .2 | 5.9 |
| **1m/s** | .4 | .6 | .7 | .6 | .8 | .9 | 1.2 | 1.7 | 3.4 | 1.8 | .8 | .5 | .6 | .4 | .5 | .5 | 15.5 |
| **2m/s** | .5 | .6 | 1.0 | .9 | .5 | .6 | 1.0 | 1.2 | 4.2 | 2.2 | 1.0 | .8 | .9 | .6 | .7 | .5 | 17.2 |
| **3m/s** | .3 | .5 | .8 | .9 | .4 | .6 | .5 | .5 | 1.8 | 1.1 | 1.4 | .9 | .7 | .7 | .9 | .4 | 12.5 |
| **4m/s** | .2 | .2 | .6 | .5 | .3 | .4 | .4 | .2 | .5 | .3 | 1.2 | 1.2 | .8 | .9 | .5 | .2 | 8.4 |
| **5m/s** | .1 | .4 | .5 | .7 | .3 | .2 | .4 | .2 | .1 | .2 | 1.0 | 1.6 | .7 | 1.6 | .3 | .1 | 8.2 |
| **6m/s** | .0 | .2 | .5 | .7 | .1 | .2 | .3 | .1 | .1 | .1 | .4 | 1.4 | 1.1 | 1.3 | .1 | .1 | 6.7 |
| **7m/s** | .0 | .1 | .6 | .7 | .0 | .1 | .1 | .0 | .0 | .1 | .4 | 1.5 | 1.1 | 1.0 | .0 | .0 | 5.7 |
| **8m/s** | .1 | .2 | 1.1 | .8 | .0 | .1 | .2 | .1 | .1 | .1 | .4 | 2.0 | 2.1 | 1.0 | .0 | .0 | 8.1 |
| **10m/s** | .0 | .0 | .5 | .2 | .0 | .0 | .2 | .1 | .0 | .0 | .3 | 1.4 | 1.2 | .5 | .1 | .0 | 4.6 |
| **12m/s** | .0 | .0 | .2 | .1 | .0 | .0 | .1 | .1 | .0 | .0 | .1 | .7 | .8 | .2 | .0 | .0 | 2.2 |
| **14m/s** | .0 | .0 | .0 | .0 | .0 | .0 | .2 | .1 | .0 | .0 | .0 | .8 | .4 | .0 | .0 | .0 | 1.4 |
| **16m/s** | .0 | .0 | .0 | .0 | .0 | .0 | .0 | .0 | .0 | .0 | .0 | .5 | .2 | .0 | .0 | .0 | .8 |
| **18m/s** | .0 | .0 | .0 | .0 | .0 | .0 | .0 | .0 | .0 | .0 | .0 | .2 | .0 | .0 | .0 | .0 | .3 |
| **20m/s** | .0 | .0 | .0 | .0 | .0 | .0 | .0 | .0 | .0 | .0 | .0 | .1 | .0 | .0 | .0 | .0 | .1 |
| **25m/s** | .0 | .0 | .0 | .0 | .0 | .0 | .0 | .0 | .0 | .0 | .0 | .0 | .0 | .0 | .0 | .0 | .0 |
| **30m/s** | .0 | .0 | .0 | .0 | .0 | .0 | .0 | .0 | .0 | .0 | .0 | .0 | .0 | .0 | .0 | .0 | .0 |
| **35m/s** | .0 | .0 | .0 | .0 | .0 | .0 | .0 | .0 | .0 | .0 | .0 | .0 | .0 | .0 | .0 | .0 | .0 |
| **40m/s** | .0 | .0 | .0 | .0 | .0 | .0 | .0 | .0 | .0 | .0 | .0 | .0 | .0 | .0 | .0 | .0 | .0 |
| **100m/s** | | | | | | | | | | | | | | | | | |
| 合計 (%) | 1.9 | 3.1 | 6.8 | 6.5 | 2.7 | 3.4 | 5.1 | 4.9 | 11.2 | 6.5 | 7.0 | 13.8 | 10.8 | 8.5 | 3.4 | 2.0 | 97.5 |

[註**1**]: 風速介於 **2.0m/s~ 3.0m/s** 佔 **17.2%** 。主風向 **WSW** 佔 **13.8%** 。

[註**2**]: 風速平均值 **= 4.8m/s** , 風速最大值 **= 22.6m/s** , 其風向爲 **WSW**。

[註**3**]: 風速小於**5m/s** 佔 **61.9%**; 介於**5~10m/s** 佔 **28.7%** ; 風速大於**10m/s** 佔 **9.4%**。

[註**4**]: 風向介於 **N~E** 佔 **18.8%**;**E~S** 佔 **19.9%** ;**S~W** 佔 **38.9%** ;**W~N** 佔 **19.9%**; 靜風佔 **2.5%** 。

[註**5**]: 資料每小時記錄一次 , 合計 **5291**筆 ( **91.9%**) , 檔名 : **W446TP10.1HY** 。

# 表6.2.24　歷年 7月 臺北港測站1風速及風向聯合分佈百分比 (%) 統計表

**1996年 7月 1日 0時 ~ 2007年 7月31日23時**

| 風向<br>風速 | N | NNE | NE | ENE | E | ESE | SE | SSE | S | SSW | SW | WSW | W | WNW | NW | NNW | 合計<br>(%) |
|---|---|---|---|---|---|---|---|---|---|---|---|---|---|---|---|---|---|
| **.3m/s** | .1 | .2 | .2 | .2 | .2 | .2 | .5 | .6 | .7 | .6 | .3 | .2 | .1 | .2 | .2 | .2 | 4.6 |
| **1m/s** | .5 | .4 | .4 | .5 | .6 | .7 | 1.0 | 1.6 | 2.5 | 1.6 | .8 | .6 | .4 | .7 | .6 | .6 | 13.6 |
| **2m/s** | .7 | .7 | .8 | .6 | .6 | .6 | .7 | 1.7 | 3.4 | 2.0 | 1.6 | .8 | .5 | .6 | .6 | .6 | 16.7 |
| **3m/s** | .7 | .8 | .7 | .4 | .7 | .6 | .7 | 1.4 | 2.3 | 1.5 | 1.8 | 1.0 | .6 | .8 | .5 | .4 | 15.0 |
| **4m/s** | .4 | .6 | .6 | .3 | .6 | .4 | .5 | .6 | 1.0 | .5 | .9 | 1.2 | .7 | .9 | .5 | .2 | 9.8 |
| **5m/s** | .2 | .3 | .7 | .3 | .4 | .6 | .7 | .3 | .3 | .3 | 1.1 | .9 | .7 | .7 | .3 | .1 | 7.9 |
| **6m/s** | .1 | .3 | .4 | .4 | .3 | .4 | .7 | .3 | .1 | .0 | .6 | .7 | .9 | 1.2 | .1 | .0 | 6.5 |
| **7m/s** | .0 | .1 | .3 | .5 | .1 | .5 | .6 | .2 | .1 | .0 | .5 | .9 | .8 | 1.1 | .1 | .0 | 5.6 |
| **8m/s** | .0 | .2 | .9 | .6 | .2 | .5 | .8 | .2 | .0 | .0 | .1 | 1.2 | 2.2 | 1.3 | .1 | .1 | 8.4 |
| **10m/s** | .0 | .1 | .5 | .4 | .1 | .4 | .5 | .1 | .0 | .0 | .1 | .8 | 1.7 | .5 | .0 | .0 | 5.2 |
| **12m/s** | .0 | .2 | .3 | .3 | .0 | .2 | .3 | .1 | .0 | .0 | .1 | .5 | .7 | .2 | .0 | .0 | 2.9 |
| **14m/s** | .0 | .0 | .1 | .1 | .0 | .1 | .2 | .0 | .0 | .0 | .0 | .2 | .2 | .0 | .0 | .0 | 1.0 |
| **16m/s** | .1 | .0 | .2 | .0 | .0 | .1 | .1 | .0 | .0 | .0 | .0 | .1 | .0 | .0 | .0 | .1 | .8 |
| **18m/s** | .0 | .0 | .1 | .0 | .0 | .0 | .1 | .0 | .0 | .0 | .0 | .0 | .0 | .0 | .0 | .0 | .2 |
| **20m/s** | .0 | .0 | .2 | .1 | .0 | .0 | .1 | .0 | .0 | .0 | .0 | .0 | .0 | .0 | .0 | .0 | .4 |
| **25m/s** | .0 | .0 | .0 | .0 | .0 | .0 | .0 | .0 | .0 | .0 | .0 | .0 | .0 | .0 | .0 | .0 | .0 |
| **30m/s** | .0 | .0 | .0 | .0 | .0 | .0 | .0 | .0 | .0 | .0 | .0 | .0 | .0 | .0 | .0 | .0 | .0 |
| **35m/s** | .0 | .0 | .0 | .0 | .0 | .0 | .0 | .0 | .0 | .0 | .0 | .0 | .0 | .0 | .0 | .0 | .0 |
| **40m/s** | .0 | .0 | .0 | .0 | .0 | .0 | .0 | .0 | .0 | .0 | .0 | .0 | .0 | .0 | .0 | .0 | .0 |
| **100m/s** | | | | | | | | | | | | | | | | | |
| 合計 (%) | 3.0 | 4.0 | 6.2 | 4.6 | 3.8 | 5.3 | 7.4 | 7.1 | 10.5 | 6.5 | 7.9 | 9.0 | 9.5 | 8.2 | 3.0 | 2.2 | 98.5 |

[註1]: 風速介於 **2.0m/s~ 3.0m/s** 佔 **16.7%** 。主風向 **S** 佔 **10.5%** 。

[註2]: 風速平均值 **= 5.0m/s** , 風速最大值 **= 31.5m/s** , 其風向爲 **NE** 。

[註3]: 風速小於**5m/s** 佔 **61.1%**; 介於**5~10m/s** 佔 **28.5%** ; 風速大於**10m/s** 佔 **10.4%**。

[註4]: 風向介於 **N~E** 佔 **18.5%**;**E~S** 佔 **26.9%** ;**S~W** 佔 **33.3%** ;**W~N** 佔 **19.7%**; 靜風佔 **1.5%** 。

[註5]: 資料每小時記錄一次 , 合計 **5570**筆 ( **74.9%**) , 檔名 : **W447TP10.1HY** 。

# 表6.2.25　歷年 8月 臺北港測站1風速及風向聯合分佈百分比 (%) 統計表

**1996年 8月 9日 8時 ~ 2007年 8月31日23時**

| 風向<br>風速 | N | NNE | NE | ENE | E | ESE | SE | SSE | S | SSW | SW | WSW | W | WNW | NW | NNW | 合計<br>(%) |
|---|---|---|---|---|---|---|---|---|---|---|---|---|---|---|---|---|---|
| **.3m/s** | .2 | .3 | .3 | .2 | .2 | .2 | .3 | .4 | .5 | .4 | .2 | .1 | .2 | .2 | .1 | .2 | 4.0 |
| **1m/s** | .5 | .4 | .5 | .7 | .6 | .7 | .9 | 1.9 | 2.8 | 1.5 | .7 | .5 | .5 | .4 | .6 | .5 | 13.7 |
| **2m/s** | .6 | .7 | .5 | .9 | .7 | 1.1 | 1.1 | 1.6 | 3.2 | 2.2 | 1.4 | .6 | .6 | .8 | .8 | .6 | 17.4 |
| **3m/s** | .5 | .8 | .9 | .6 | .6 | .6 | .9 | 1.0 | 1.8 | 1.3 | 1.5 | 1.1 | .7 | .8 | .7 | .7 | 14.4 |
| **4m/s** | .4 | .6 | .6 | .4 | .4 | .6 | .8 | .8 | .8 | .5 | 1.1 | 1.3 | .8 | 1.4 | .5 | .2 | 11.3 |
| **5m/s** | .2 | .4 | .5 | .3 | .3 | .5 | .9 | .6 | .4 | .3 | .7 | 1.1 | .8 | 1.4 | .2 | .1 | 8.7 |
| **6m/s** | .1 | .4 | .5 | .3 | .3 | .6 | .6 | .3 | .1 | .1 | .4 | .9 | .6 | 1.1 | .2 | .2 | 6.7 |
| **7m/s** | .1 | .1 | .5 | .4 | .3 | .6 | .8 | .3 | .0 | .1 | .1 | .7 | .8 | 1.0 | .2 | .0 | 6.1 |
| **8m/s** | .1 | .3 | 1.0 | 1.0 | .4 | .8 | 1.1 | .3 | .0 | .0 | .1 | .8 | 1.1 | 1.1 | .1 | .0 | 8.0 |
| **10m/s** | .1 | .1 | .4 | .5 | .3 | .6 | .4 | .1 | .1 | .0 | .1 | .2 | .5 | .3 | .0 | .0 | 3.7 |
| **12m/s** | .0 | .1 | .1 | .1 | .1 | .2 | .3 | .1 | .0 | .0 | .0 | .1 | .5 | .1 | .0 | .0 | 1.8 |
| **14m/s** | .1 | .1 | .1 | .1 | .0 | .1 | .1 | .0 | .0 | .0 | .1 | .1 | .3 | .0 | .0 | .0 | 1.1 |
| **16m/s** | .1 | .0 | .1 | .0 | .0 | .0 | .1 | .0 | .0 | .0 | .0 | .1 | .2 | .0 | .0 | .1 | .8 |
| **18m/s** | .0 | .0 | .0 | .1 | .0 | .1 | .1 | .0 | .0 | .0 | .0 | .1 | .0 | .0 | .0 | .0 | .5 |
| **20m/s** | .0 | .0 | .0 | .0 | .0 | .0 | .1 | .0 | .0 | .0 | .0 | .1 | .1 | .0 | .0 | .0 | .4 |
| **25m/s** | .0 | .0 | .0 | .0 | .0 | .0 | .0 | .0 | .0 | .0 | .0 | .0 | .0 | .0 | .0 | .0 | .0 |
| **30m/s** | .0 | .0 | .0 | .0 | .0 | .0 | .0 | .0 | .0 | .0 | .0 | .0 | .0 | .0 | .0 | .0 | .0 |
| **35m/s** | .0 | .0 | .0 | .0 | .0 | .0 | .0 | .0 | .0 | .0 | .0 | .0 | .0 | .0 | .0 | .0 | .0 |
| **40m/s** | .0 | .0 | .0 | .0 | .0 | .0 | .0 | .0 | .0 | .0 | .0 | .0 | .0 | .0 | .0 | .0 | .0 |
| **100m/s** | | | | | | | | | | | | | | | | | |
| 合計 (%) | 2.8 | 4.1 | 6.1 | 5.7 | 4.1 | 6.9 | 8.6 | 7.5 | 9.8 | 6.3 | 6.5 | 7.7 | 7.6 | 8.7 | 3.4 | 2.6 | 98.6 |

[註**1**]: 風速介於 **2.0m/s~ 3.0m/s** 佔 **17.4%** 。主風向 **S** 佔 **9.8%** 。

[註**2**]: 風速平均值 **= 4.9m/s** , 風速最大值 **= 27.3m/s** , 其風向爲 **NNE**。

[註**3**]: 風速小於**5m/s** 佔 **62.2%**; 介於**5~10m/s** 佔 **29.5%** ; 風速大於**10m/s** 佔 **8.3%**。

[註**4**]: 風向介於 **N~E** 佔 **19.7%**;**E~S** 佔 **30.2%** ;**S~W** 佔 **28.4%** ;**W~N** 佔 **20.3%**; 靜風佔 **1.4%** 。

[註**5**]: 資料每小時記錄一次 , 合計 **7033**筆 ( **94.5%**) , 檔名 : **W448TP10.1HY** 。

# 表6.2.26　歷年 9月 臺北港測站1風速及風向聯合分佈百分比 (%) 統計表

**1996年 9月 1日 1時 ~ 2007年 9月30日23時**

| 風向<br>風速 | N | NNE | NE | ENE | E | ESE | SE | SSE | S | SSW | SW | WSW | W | WNW | NW | NNW | 合計<br>(%) |
|---|---|---|---|---|---|---|---|---|---|---|---|---|---|---|---|---|---|
| **.3m/s** | .0 | .2 | .1 | .2 | .2 | .2 | .2 | .3 | .4 | .3 | .1 | .1 | .1 | .0 | .0 | .1 | 2.7 |
| **1m/s** | .3 | .3 | .4 | .5 | .7 | .8 | .7 | 1.0 | 1.4 | .5 | .3 | .3 | .2 | .2 | .1 | .2 | 7.8 |
| **2m/s** | .5 | .6 | .8 | 1.1 | 1.4 | 1.6 | 1.2 | .7 | 1.1 | .8 | .5 | .4 | .3 | .3 | .5 | .3 | 12.1 |
| **3m/s** | .3 | .6 | 1.0 | 1.3 | 1.1 | 1.5 | 1.0 | .5 | .7 | .3 | .5 | .4 | .2 | .4 | .3 | .2 | 10.4 |
| **4m/s** | .2 | .7 | 1.0 | 1.2 | 1.3 | 1.7 | 1.2 | .3 | .2 | .1 | .1 | .3 | .2 | .3 | .2 | .2 | 9.3 |
| **5m/s** | .3 | .8 | 1.2 | 1.2 | 1.1 | 1.1 | .8 | .2 | .1 | .1 | .2 | .3 | .1 | .3 | .2 | .1 | 8.3 |
| **6m/s** | .4 | .9 | 1.6 | 1.9 | .8 | .9 | 1.0 | .0 | .0 | .0 | .2 | .3 | .2 | .2 | .3 | .1 | 8.8 |
| **7m/s** | .1 | 1.0 | 1.7 | 2.0 | .7 | .8 | .7 | .1 | .0 | .0 | .0 | .2 | .1 | .3 | .2 | .2 | 8.2 |
| **8m/s** | .9 | 1.7 | 3.2 | 4.1 | 1.2 | 1.0 | .7 | .1 | .0 | .0 | .1 | .4 | .3 | .3 | .2 | .1 | 14.3 |
| **10m/s** | .7 | .9 | 1.9 | 3.4 | .4 | .8 | .5 | .1 | .0 | .0 | .2 | .4 | .2 | .1 | .1 | .1 | 9.8 |
| **12m/s** | .3 | .3 | .5 | 1.3 | .0 | .2 | .2 | .0 | .0 | .0 | .3 | .1 | .1 | .0 | .1 | .2 | 3.9 |
| **14m/s** | .1 | .0 | .2 | .3 | .0 | .0 | .0 | .0 | .0 | .0 | .5 | .1 | .0 | .0 | .1 | .1 | 1.7 |
| **16m/s** | .1 | .0 | .1 | .1 | .0 | .1 | .0 | .0 | .0 | .0 | .1 | .1 | .0 | .0 | .1 | .0 | 1.0 |
| **18m/s** | .0 | .0 | .0 | .0 | .0 | .1 | .0 | .0 | .0 | .0 | .1 | .0 | .0 | .0 | .0 | .0 | .2 |
| **20m/s** | .0 | .0 | .0 | .0 | .0 | .0 | .0 | .0 | .0 | .0 | .1 | .0 | .0 | .0 | .0 | .0 | .2 |
| **25m/s** | .0 | .0 | .0 | .0 | .0 | .0 | .0 | .0 | .0 | .0 | .0 | .0 | .0 | .0 | .0 | .0 | .0 |
| **30m/s** | .0 | .0 | .0 | .0 | .0 | .0 | .0 | .0 | .0 | .0 | .0 | .0 | .0 | .0 | .0 | .0 | .0 |
| **35m/s** | .0 | .0 | .0 | .0 | .0 | .0 | .0 | .0 | .0 | .0 | .0 | .0 | .0 | .0 | .0 | .0 | .0 |
| **40m/s** | .0 | .0 | .0 | .0 | .0 | .0 | .0 | .0 | .0 | .0 | .0 | .0 | .0 | .0 | .0 | .0 | .0 |
| **100m/s** | | | | | | | | | | | | | | | | | |
| 合計 (%) | 4.5 | 7.9 | 13.9 | 18.6 | 9.0 | 10.8 | 8.4 | 3.4 | 4.2 | 2.2 | 3.4 | 3.5 | 2.1 | 2.5 | 2.6 | 2.0 | 98.9 |

[註1]: 風速介於 **8.0m/s~ 10.0m/s** 佔 **14.3%** 。主風向 **ENE** 佔 **18.6%** 。

[註2]: 風速平均值 = **6.2m/s** , 風速最大值 = **31.8m/s** , 其風向爲 **SE** 。

[註3]: 風速小於**5m/s** 佔 **43.4%**; 介於**5~10m/s** 佔 **39.7%** ; 風速大於**10m/s** 佔 **16.9%**。

[註4]: 風向介於 **N~E** 佔 **48.4%**;**E~S** 佔 **28.3%** ;**S~W** 佔 **12.5%** ;**W~N** 佔 **9.7%**; 靜風佔 **1.1%** 。

[註5]: 資料每小時記錄一次 , 合計 **6038**筆 ( **83.9%**) , 檔名 : **W449TP10.1HY** 。

# 表6.2.27　歷年 10月 臺北港測站1風速及風向聯合分佈百分比 (%) 統計表

**1996年10月 1日 0時 ~ 2007年10月31日23時**

| 風向<br>風速 | N | NNE | NE | ENE | E | ESE | SE | SSE | S | SSW | SW | WSW | W | WNW | NW | NNW | 合計<br>(%) |
|---|---|---|---|---|---|---|---|---|---|---|---|---|---|---|---|---|---|
| **.3m/s** | .0 | .1 | .2 | .1 | .1 | .2 | .1 | .2 | .3 | .1 | .1 | .1 | .1 | .1 | .1 | .1 | 1.8 |
| **1m/s** | .3 | .1 | .2 | .5 | .5 | .2 | .3 | .4 | .5 | .2 | .1 | .2 | .1 | .0 | .2 | .2 | 4.1 |
| **2m/s** | .2 | .4 | .6 | .8 | 1.1 | .8 | .4 | .3 | .6 | .2 | .2 | .2 | .2 | .1 | .1 | .2 | 6.4 |
| **3m/s** | .2 | .3 | .4 | 1.3 | 1.3 | 1.1 | .4 | .3 | .1 | .1 | .2 | .4 | .1 | .1 | .1 | .1 | 6.5 |
| **4m/s** | .1 | .3 | .9 | 1.9 | 1.7 | 1.0 | .4 | .3 | .1 | .1 | .1 | .3 | .1 | .1 | .0 | .0 | 7.4 |
| **5m/s** | .0 | .2 | 1.2 | 2.8 | 1.4 | .7 | .6 | .2 | .1 | .0 | .1 | .1 | .1 | .0 | .1 | .0 | 7.6 |
| **6m/s** | .1 | .2 | 1.4 | 4.4 | 1.4 | .5 | .8 | .2 | .1 | .1 | .1 | .2 | .0 | .0 | .0 | .0 | 9.6 |
| **7m/s** | .1 | .3 | 1.5 | 4.7 | 1.0 | .4 | .6 | .2 | .0 | .0 | .1 | .2 | .0 | .0 | .0 | .0 | 9.1 |
| **8m/s** | .0 | .8 | 4.8 | 8.2 | 1.4 | .6 | .7 | .1 | .2 | .1 | .6 | .8 | .0 | .1 | .0 | .0 | 18.5 |
| **10m/s** | .0 | .4 | 5.5 | 8.4 | .6 | .2 | .2 | .0 | .1 | .1 | .7 | .7 | .0 | .0 | .0 | .0 | 16.8 |
| **12m/s** | .0 | .2 | 3.0 | 3.7 | .1 | .1 | .1 | .1 | .0 | .0 | .2 | .1 | .0 | .0 | .0 | .0 | 7.6 |
| **14m/s** | .0 | .2 | .9 | 1.3 | .0 | .0 | .0 | .0 | .0 | .0 | .0 | .0 | .0 | .0 | .0 | .0 | 2.5 |
| **16m/s** | .0 | .1 | .3 | .1 | .0 | .0 | .0 | .0 | .0 | .0 | .1 | .0 | .0 | .0 | .0 | .0 | .7 |
| **18m/s** | .0 | .1 | .1 | .0 | .0 | .0 | .0 | .0 | .0 | .0 | .0 | .0 | .0 | .0 | .0 | .0 | .3 |
| **20m/s** | .0 | .1 | .1 | .0 | .0 | .0 | .0 | .0 | .0 | .0 | .0 | .0 | .0 | .0 | .0 | .0 | .2 |
| **25m/s** | .0 | .0 | .0 | .0 | .0 | .0 | .0 | .0 | .0 | .0 | .0 | .0 | .0 | .0 | .0 | .0 | .0 |
| **30m/s** | .0 | .0 | .0 | .0 | .0 | .0 | .0 | .0 | .0 | .0 | .0 | .0 | .0 | .0 | .0 | .0 | .0 |
| **35m/s** | .0 | .0 | .0 | .0 | .0 | .0 | .0 | .0 | .0 | .0 | .0 | .0 | .0 | .0 | .0 | .0 | .0 |
| **40m/s** | .0 | .0 | .0 | .0 | .0 | .0 | .0 | .0 | .0 | .0 | .0 | .0 | .0 | .0 | .0 | .0 | .0 |
| **100m/s** | | | | | | | | | | | | | | | | | |
| 合計 (%) | 1.2 | 3.8 | 21.1 | 38.2 | 10.5 | 5.8 | 4.4 | 2.2 | 2.2 | 1.2 | 2.5 | 3.3 | .7 | .6 | .6 | .7 | 99.1 |

[註1]: 風速介於 **8.0m/s~ 10.0m/s** 佔 **18.5%** 。主風向 **ENE** 佔 **38.2%** 。

[註2]: 風速平均值 = **7.6m/s** , 風速最大值 = **33.4m/s** , 其風向爲 **NNE**。

[註3]: 風速小於**5m/s** 佔 **27.0%**; 介於**5~10m/s** 佔 **44.8%** ; 風速大於**10m/s** 佔 **28.3%**。

[註4]: 風向介於 **N~E** 佔 **70.8%**;**E~S** 佔 **17.0%** ;**S~W** 佔 **8.7%** ;**W~N** 佔 **2.6%**; 靜風佔 **.9%** 。

[註5]: 資料每小時記錄一次 , 合計 **6908**筆 ( **92.8%**) , 檔名 : **W44ATP10.1HY** 。

# 表6.2.28　歷年 11月 臺北港測站1風速及風向聯合分佈百分比 (%) 統計表

**1996年11月 6日16時 ~ 2007年11月25日21時**

| 風向<br>風速 | N | NNE | NE | ENE | E | ESE | SE | SSE | S | SSW | SW | WSW | W | WNW | NW | NNW | 合計<br>(%) |
|---|---|---|---|---|---|---|---|---|---|---|---|---|---|---|---|---|---|
| **.3m/s** | .1 | .1 | .1 | .2 | .1 | .1 | .1 | .3 | .3 | .2 | .1 | .1 | .1 | .1 | .0 | .1 | 1.8 |
| **1m/s** | .2 | .2 | .3 | .3 | .5 | .5 | .5 | .6 | .7 | .5 | .2 | .1 | .2 | .2 | .1 | .4 | 5.5 |
| **2m/s** | .2 | .3 | .5 | .5 | .8 | .7 | .5 | .3 | .6 | .4 | .2 | .3 | .3 | .3 | .5 | .1 | 6.6 |
| **3m/s** | .1 | .2 | .5 | .5 | 1.1 | .8 | .4 | .4 | .5 | .1 | .2 | .2 | .3 | .2 | .2 | .2 | 6.0 |
| **4m/s** | .2 | .5 | 1.0 | 1.5 | 1.3 | 1.1 | .5 | .1 | .1 | .1 | .1 | .1 | .1 | .2 | .1 | .1 | 7.3 |
| **5m/s** | .2 | .3 | 1.3 | 1.8 | 1.6 | .8 | .5 | .3 | .1 | .1 | .1 | .1 | .1 | .0 | .0 | .0 | 7.3 |
| **6m/s** | .0 | .2 | 1.2 | 3.7 | 1.9 | .7 | .7 | .2 | .0 | .0 | .0 | .1 | .0 | .0 | .0 | .0 | 8.8 |
| **7m/s** | .1 | .4 | 1.4 | 5.8 | 1.9 | .5 | .6 | .1 | .0 | .0 | .0 | .0 | .0 | .0 | .0 | .0 | 10.9 |
| **8m/s** | .1 | 1.0 | 4.1 | 8.9 | 2.0 | .7 | .8 | .3 | .0 | .0 | .0 | .1 | .0 | .0 | .0 | .0 | 18.0 |
| **10m/s** | .1 | 1.6 | 4.4 | 8.0 | 1.0 | .3 | .3 | .1 | .0 | .0 | .0 | .0 | .0 | .0 | .0 | .0 | 15.8 |
| **12m/s** | .1 | 1.0 | 3.0 | 3.8 | .1 | .2 | .2 | .1 | .0 | .0 | .0 | .0 | .0 | .0 | .0 | .0 | 8.5 |
| **14m/s** | .1 | .2 | .9 | .7 | .0 | .0 | .1 | .0 | .0 | .0 | .0 | .0 | .0 | .0 | .0 | .0 | 2.0 |
| **16m/s** | .0 | .1 | .2 | .0 | .0 | .0 | .0 | .0 | .0 | .0 | .0 | .0 | .0 | .0 | .0 | .0 | .3 |
| **18m/s** | .0 | .0 | .0 | .0 | .0 | .0 | .0 | .0 | .0 | .0 | .0 | .0 | .0 | .0 | .0 | .0 | .0 |
| **20m/s** | .0 | .1 | .1 | .0 | .0 | .0 | .0 | .0 | .0 | .0 | .0 | .0 | .0 | .0 | .0 | .0 | .2 |
| **25m/s** | .0 | .0 | .1 | .0 | .0 | .0 | .0 | .0 | .0 | .0 | .0 | .0 | .0 | .0 | .0 | .0 | .1 |
| **30m/s** | .0 | .0 | .0 | .0 | .0 | .0 | .0 | .0 | .0 | .0 | .0 | .0 | .0 | .0 | .0 | .0 | .0 |
| **35m/s** | .0 | .0 | .0 | .0 | .0 | .0 | .0 | .0 | .0 | .0 | .0 | .0 | .0 | .0 | .0 | .0 | .0 |
| **40m/s** | .0 | .0 | .0 | .0 | .0 | .0 | .0 | .0 | .0 | .0 | .0 | .0 | .0 | .0 | .0 | .0 | .0 |
| **100m/s** | | | | | | | | | | | | | | | | | |
| 合計 (%) | 1.5 | 6.0 | 19.0 | 35.7 | 12.4 | 6.4 | 5.2 | 2.8 | 2.3 | 1.4 | .9 | 1.2 | 1.2 | 1.1 | 1.1 | .9 | 99.0 |

[註**1**]: 風速介於 **8.0m/s~ 10.0m/s** 佔 **18.0%** 。主風向 **ENE** 佔 **35.7%** 。

[註**2**]: 風速平均值 = **7.4m/s** , 風速最大值 = **26.3m/s** , 其風向爲 **NE** 。

[註**3**]: 風速小於**5m/s** 佔 **28.1%**; 介於**5~10m/s** 佔 **45.0%** ; 風速大於**10m/s** 佔 **26.8%**。

[註**4**]: 風向介於 **N~E** 佔 **69.7%**;**E~S** 佔 **19.8%** ;**S~W** 佔 **5.2%** ;**W~N** 佔 **4.3%**; 靜風佔 **1.0%** 。

[註**5**]: 資料每小時記錄一次 , 合計 **5505**筆 ( **76.5%**) , 檔名 : **W44BTP10.1HY** 。

# 表6.2.29　歷年 冬季 臺北港測站1風速及風向聯合分佈百分比 (%) 統計表

**1996年12月 1日15時 ~ 2007年 2月28日23時**

| 風向<br>風速 | N | NNE | NE | ENE | E | ESE | SE | SSE | S | SSW | SW | WSW | W | WNW | NW | NNW | 合計<br>(%) |
|---|---|---|---|---|---|---|---|---|---|---|---|---|---|---|---|---|---|
| **.3m/s** | .2 | .1 | .1 | .1 | .1 | .2 | .1 | .1 | .1 | .2 | .1 | .1 | .1 | .2 | .1 | .1 | 2.1 |
| **1m/s** | .3 | .3 | .3 | .3 | .3 | .4 | .4 | .5 | .4 | .4 | .3 | .3 | .4 | .4 | .2 | .3 | 5.5 |
| **2m/s** | .3 | .3 | .6 | .6 | .6 | .5 | .5 | .5 | .4 | .3 | .2 | .3 | .3 | .5 | .3 | .4 | 6.8 |
| **3m/s** | .2 | .4 | .7 | .9 | .8 | .7 | .3 | .3 | .3 | .2 | .2 | .3 | .3 | .4 | .3 | .2 | 6.5 |
| **4m/s** | .2 | .5 | .9 | .8 | .9 | .7 | .3 | .2 | .1 | .1 | .1 | .2 | .3 | .3 | .1 | .2 | 6.1 |
| **5m/s** | .2 | .4 | 1.1 | 1.5 | 1.1 | .6 | .4 | .1 | .1 | .1 | .1 | .1 | .2 | .2 | .1 | .0 | 6.3 |
| **6m/s** | .2 | .5 | 1.5 | 2.6 | 1.0 | .5 | .4 | .1 | .0 | .0 | .0 | .1 | .1 | .1 | .0 | .0 | 7.1 |
| **7m/s** | .3 | .6 | 2.3 | 3.2 | .8 | .3 | .4 | .1 | .0 | .0 | .0 | .0 | .1 | .0 | .0 | .1 | 8.4 |
| **8m/s** | .3 | 2.1 | 6.7 | 6.8 | 1.1 | .7 | .7 | .1 | .0 | .0 | .0 | .0 | .1 | .0 | .0 | .1 | 18.7 |
| **10m/s** | .3 | 2.1 | 6.9 | 6.5 | .6 | .3 | .3 | .0 | .0 | .0 | .0 | .0 | .0 | .0 | .0 | .1 | 17.2 |
| **12m/s** | .2 | 1.3 | 5.1 | 3.6 | .2 | .1 | .1 | .0 | .0 | .0 | .0 | .0 | .0 | .0 | .0 | .0 | 10.7 |
| **14m/s** | .1 | .5 | 1.7 | .9 | .0 | .0 | .1 | .0 | .0 | .0 | .0 | .0 | .0 | .0 | .0 | .0 | 3.3 |
| **16m/s** | .0 | .1 | .3 | .1 | .0 | .0 | .0 | .0 | .0 | .0 | .0 | .0 | .0 | .0 | .0 | .0 | .6 |
| **18m/s** | .0 | .0 | .0 | .0 | .0 | .0 | .0 | .0 | .0 | .0 | .0 | .0 | .0 | .0 | .0 | .0 | .0 |
| **20m/s** | .0 | .0 | .0 | .0 | .0 | .0 | .0 | .0 | .0 | .0 | .0 | .0 | .0 | .0 | .0 | .0 | .0 |
| **25m/s** | .0 | .0 | .0 | .0 | .0 | .0 | .0 | .0 | .0 | .0 | .0 | .0 | .0 | .0 | .0 | .0 | .0 |
| **30m/s** | .0 | .0 | .0 | .0 | .0 | .0 | .0 | .0 | .0 | .0 | .0 | .0 | .0 | .0 | .0 | .0 | .0 |
| **35m/s** | .0 | .0 | .0 | .0 | .0 | .0 | .0 | .0 | .0 | .0 | .0 | .0 | .0 | .0 | .0 | .0 | .0 |
| **40m/s** | .0 | .0 | .0 | .0 | .0 | .0 | .0 | .0 | .0 | .0 | .0 | .0 | .0 | .0 | .0 | .0 | .0 |
| **100m/s** | | | | | | | | | | | | | | | | | |
| 合計 (%) | 2.8 | 9.4 | 28.3 | 27.7 | 7.5 | 5.1 | 4.2 | 2.2 | 1.5 | 1.3 | 1.1 | 1.4 | 1.9 | 2.1 | 1.1 | 1.5 | 99.1 |

[註1]: 風速介於 **8.0m/s~ 10.0m/s** 佔 **18.7%** 。主風向 **NE** 佔 **28.3%** 。

[註2]: 風速平均值 = **7.7m/s** , 風速最大值 = **18.6m/s** , 其風向爲 **NE** 。

[註3]: 風速小於**5m/s** 佔 **27.7%**; 介於**5~10m/s** 佔 **40.5%** ; 風速大於**10m/s** 佔 **31.8%**。

[註4]: 風向介於 **N~E** 佔 **72.0%**;**E~S** 佔 **14.8%** ;**S~W** 佔 **5.5%** ;**W~N** 佔 **6.7%**; 靜風佔 **.9%** 。

[註5]: 資料每小時記錄一次 , 合計 **14733**筆 ( **78.4%**) , 檔名 : **W44WTP10.1HY** 。

# 表6.2.30　歷年 春季 臺北港測站1風速及風向聯合分佈百分比 (%) 統計表

**1997年 3月 1日 0時 ~ 2007年 5月15日 7時**

| 風向<br>風速 | N | NNE | NE | ENE | E | ESE | SE | SSE | S | SSW | SW | WSW | W | WNW | NW | NNW | 合計<br>(%) |
|---|---|---|---|---|---|---|---|---|---|---|---|---|---|---|---|---|---|
| **.3m/s** | .3 | .3 | .3 | .3 | .3 | .3 | .4 | .5 | .5 | .4 | .2 | .3 | .2 | .3 | .2 | .2 | 5.2 |
| **1m/s** | .7 | .8 | .9 | .9 | .6 | .8 | .7 | 1.1 | 1.3 | .9 | .6 | .5 | .7 | .6 | .6 | .6 | 12.2 |
| **2m/s** | .7 | .8 | 1.1 | 1.1 | .8 | .9 | .7 | 1.0 | 1.3 | .8 | .6 | .7 | .7 | .8 | .7 | .5 | 13.2 |
| **3m/s** | .4 | .7 | 1.2 | 1.0 | .9 | .6 | .6 | .6 | .9 | .5 | .4 | .6 | .7 | .8 | .6 | .4 | 11.1 |
| **4m/s** | .3 | .5 | 1.4 | 1.5 | .6 | .6 | .8 | .3 | .4 | .3 | .4 | .4 | .5 | .6 | .4 | .2 | 9.2 |
| **5m/s** | .1 | .5 | 1.3 | 1.8 | .6 | .5 | 1.1 | .3 | .2 | .1 | .3 | .4 | .4 | .4 | .2 | .1 | 8.4 |
| **6m/s** | .1 | .3 | 1.5 | 2.1 | .4 | .3 | 1.0 | .3 | .1 | .1 | .1 | .2 | .4 | .3 | .1 | .1 | 7.5 |
| **7m/s** | .1 | .2 | 1.5 | 2.3 | .2 | .3 | .9 | .2 | .0 | .0 | .1 | .2 | .3 | .2 | .1 | .0 | 6.7 |
| **8m/s** | .2 | .2 | 3.0 | 4.1 | .3 | .4 | .9 | .1 | .0 | .0 | .3 | .3 | .8 | .2 | .1 | .1 | 10.9 |
| **10m/s** | .0 | .2 | 2.7 | 3.0 | .2 | .3 | .5 | .0 | .0 | .0 | .1 | .3 | .5 | .1 | .0 | .0 | 8.2 |
| **12m/s** | .0 | .2 | 1.6 | 1.7 | .0 | .1 | .1 | .0 | .0 | .0 | .1 | .2 | .2 | .0 | .0 | .0 | 4.2 |
| **14m/s** | .0 | .1 | .4 | .4 | .0 | .0 | .0 | .0 | .0 | .0 | .0 | .1 | .0 | .0 | .0 | .0 | 1.1 |
| **16m/s** | .0 | .0 | .1 | .0 | .0 | .0 | .0 | .0 | .0 | .0 | .0 | .0 | .0 | .0 | .0 | .0 | .1 |
| **18m/s** | .0 | .0 | .0 | .0 | .0 | .0 | .0 | .0 | .0 | .0 | .0 | .0 | .0 | .0 | .0 | .0 | .0 |
| **20m/s** | .0 | .0 | .0 | .0 | .0 | .0 | .0 | .0 | .0 | .0 | .0 | .0 | .0 | .0 | .0 | .0 | .0 |
| **25m/s** | .0 | .0 | .0 | .0 | .0 | .0 | .0 | .0 | .0 | .0 | .0 | .0 | .0 | .0 | .0 | .0 | .0 |
| **30m/s** | .0 | .0 | .0 | .0 | .0 | .0 | .0 | .0 | .0 | .0 | .0 | .0 | .0 | .0 | .0 | .0 | .0 |
| **35m/s** | .0 | .0 | .0 | .0 | .0 | .0 | .0 | .0 | .0 | .0 | .0 | .0 | .0 | .0 | .0 | .0 | .0 |
| **40m/s** | .0 | .0 | .0 | .0 | .0 | .0 | .0 | .0 | .0 | .0 | .0 | .0 | .0 | .0 | .0 | .0 | .0 |
| **100m/s** | | | | | | | | | | | | | | | | | |
| 合計 (%) | 2.9 | 5.0 | 16.9 | 20.2 | 5.0 | 5.1 | 7.8 | 4.5 | 4.9 | 3.2 | 3.3 | 4.1 | 5.5 | 4.4 | 3.0 | 2.2 | 98.1 |

[註1]: 風速介於 **2.0m/s~ 3.0m/s** 佔 **13.2%** 。主風向 **ENE** 佔 **20.2%** 。

[註2]: 風速平均值 = **5.4m/s** , 風速最大值 = **21.8m/s** , 其風向爲 **ENE**。

[註3]: 風速小於**5m/s** 佔 **52.9%**; 介於**5~10m/s** 佔 **33.4%** ; 風速大於**10m/s** 佔 **13.7%**。

[註4]: 風向介於 **N~E** 佔 **46.7%**;**E~S** 佔 **21.8%** ;**S~W** 佔 **15.7%** ;**W~N** 佔 **13.8%**; 靜風佔 **1.9%** 。

[註5]: 資料每小時記錄一次 , 合計 **13848**筆 ( **85.5%**) , 檔名 : **W44NTP10.1HY** 。

# 表6.2.31　歷年 夏季 臺北港測站1風速及風向聯合分佈百分比 (%) 統計表

**1996年 7月 1日 0時 ~ 2007年 8月31日23時**

| 風向<br>風速 | N | NNE | NE | ENE | E | ESE | SE | SSE | S | SSW | SW | WSW | W | WNW | NW | NNW | 合計<br>(%) |
|---|---|---|---|---|---|---|---|---|---|---|---|---|---|---|---|---|---|
| **.3m/s** | .2 | .3 | .2 | .2 | .2 | .3 | .4 | .5 | .7 | .5 | .2 | .2 | .2 | .2 | .2 | .2 | 4.8 |
| **1m/s** | .5 | .5 | .5 | .6 | .6 | .7 | 1.0 | 1.7 | 2.9 | 1.6 | .8 | .5 | .5 | .5 | .6 | .5 | 14.2 |
| **2m/s** | .6 | .7 | .8 | .8 | .6 | .8 | 1.0 | 1.5 | 3.5 | 2.2 | 1.3 | .7 | .7 | .7 | .7 | .6 | 17.1 |
| **3m/s** | .5 | .7 | .8 | .6 | .6 | .6 | .7 | 1.0 | 2.0 | 1.3 | 1.5 | 1.0 | .7 | .8 | .7 | .5 | 14.0 |
| **4m/s** | .3 | .5 | .6 | .4 | .4 | .5 | .6 | .6 | .8 | .4 | 1.1 | 1.2 | .8 | 1.1 | .5 | .2 | 10.0 |
| **5m/s** | .2 | .3 | .6 | .5 | .3 | .4 | .7 | .4 | .3 | .2 | .9 | 1.2 | .7 | 1.2 | .3 | .1 | 8.3 |
| **6m/s** | .1 | .3 | .5 | .4 | .2 | .4 | .6 | .2 | .1 | .1 | .5 | 1.0 | .9 | 1.2 | .2 | .1 | 6.6 |
| **7m/s** | .0 | .1 | .5 | .5 | .2 | .4 | .5 | .2 | .0 | .1 | .3 | 1.0 | .9 | 1.0 | .1 | .0 | 5.8 |
| **8m/s** | .0 | .2 | 1.0 | .8 | .2 | .5 | .7 | .2 | .0 | .0 | .2 | 1.3 | 1.7 | 1.1 | .1 | .0 | 8.2 |
| **10m/s** | .1 | .1 | .5 | .4 | .2 | .3 | .4 | .1 | .0 | .0 | .1 | .7 | 1.1 | .4 | .0 | .0 | 4.4 |
| **12m/s** | .0 | .1 | .2 | .2 | .1 | .1 | .2 | .1 | .0 | .0 | .1 | .4 | .6 | .2 | .0 | .0 | 2.2 |
| **14m/s** | .0 | .0 | .1 | .1 | .0 | .1 | .2 | .0 | .0 | .0 | .0 | .4 | .3 | .0 | .0 | .0 | 1.2 |
| **16m/s** | .1 | .0 | .1 | .0 | .0 | .0 | .1 | .0 | .0 | .0 | .0 | .2 | .1 | .0 | .0 | .0 | .8 |
| **18m/s** | .0 | .0 | .0 | .0 | .0 | .0 | .1 | .0 | .0 | .0 | .0 | .1 | .0 | .0 | .0 | .0 | .4 |
| **20m/s** | .0 | .0 | .1 | .0 | .0 | .0 | .1 | .0 | .0 | .0 | .0 | .1 | .0 | .0 | .0 | .0 | .3 |
| **25m/s** | .0 | .0 | .0 | .0 | .0 | .0 | .0 | .0 | .0 | .0 | .0 | .0 | .0 | .0 | .0 | .0 | .0 |
| **30m/s** | .0 | .0 | .0 | .0 | .0 | .0 | .0 | .0 | .0 | .0 | .0 | .0 | .0 | .0 | .0 | .0 | .0 |
| **35m/s** | .0 | .0 | .0 | .0 | .0 | .0 | .0 | .0 | .0 | .0 | .0 | .0 | .0 | .0 | .0 | .0 | .0 |
| **40m/s** | .0 | .0 | .0 | .0 | .0 | .0 | .0 | .0 | .0 | .0 | .0 | .0 | .0 | .0 | .0 | .0 | .0 |
| **100m/s** | | | | | | | | | | | | | | | | | |
| 合計 (%) | 2.6 | 3.8 | 6.4 | 5.6 | 3.6 | 5.4 | 7.2 | 6.6 | 10.4 | 6.4 | 7.1 | 9.9 | 9.2 | 8.5 | 3.3 | 2.3 | 98.2 |

[註1]: 風速介於 **2.0m/s~ 3.0m/s** 佔 **17.1%** 。主風向 **S** 佔 **10.4%** 。

[註2]: 風速平均值 = **4.9m/s** , 風速最大值 = **31.5m/s** , 其風向爲 **NE** 。

[註3]: 風速小於**5m/s** 佔 **61.8%**; 介於**5~10m/s** 佔 **28.9%** ; 風速大於**10m/s** 佔 **9.3%**。

[註4]: 風向介於 **N~E** 佔 **19.1%**;**E~S** 佔 **26.1%** ;**S~W** 佔 **33.0%** ;**W~N** 佔 **20.0%**; 靜風佔 **1.8%** 。

[註5]: 資料每小時記錄一次 , 合計 **17894**筆 ( **86.7%**) , 檔名 : **W44STP10.1HY** 。

# 表6.2.32　歷年 秋季 臺北港測站1風速及風向聯合分佈百分比 (%) 統計表

**1996年 9月 1日 1時 ~ 2007年11月25日21時**

| 風向<br>風速 | N | NNE | NE | ENE | E | ESE | SE | SSE | S | SSW | SW | WSW | W | WNW | NW | NNW | 合計<br>(%) |
|---|---|---|---|---|---|---|---|---|---|---|---|---|---|---|---|---|---|
| **.3m/s** | .1 | .1 | .1 | .1 | .1 | .2 | .1 | .2 | .3 | .2 | .1 | .1 | .1 | .1 | .0 | .1 | 2.1 |
| **1m/s** | .3 | .2 | .3 | .4 | .5 | .5 | .5 | .6 | .9 | .4 | .2 | .2 | .2 | .1 | .1 | .3 | 5.7 |
| **2m/s** | .3 | .4 | .6 | .8 | 1.1 | 1.0 | .7 | .4 | .8 | .4 | .3 | .3 | .3 | .2 | .3 | .2 | 8.3 |
| **3m/s** | .2 | .4 | .6 | 1.1 | 1.2 | 1.1 | .6 | .4 | .4 | .2 | .3 | .4 | .2 | .2 | .2 | .2 | 7.6 |
| **4m/s** | .2 | .5 | 1.0 | 1.5 | 1.5 | 1.3 | .7 | .3 | .1 | .1 | .1 | .2 | .1 | .2 | .1 | .1 | 8.0 |
| **5m/s** | .2 | .4 | 1.2 | 2.0 | 1.4 | .8 | .6 | .2 | .1 | .1 | .1 | .2 | .1 | .1 | .1 | .0 | 7.7 |
| **6m/s** | .2 | .4 | 1.4 | 3.4 | 1.3 | .7 | .8 | .1 | .1 | .0 | .1 | .2 | .1 | .1 | .1 | .0 | 9.1 |
| **7m/s** | .1 | .5 | 1.5 | 4.2 | 1.2 | .6 | .6 | .1 | .0 | .0 | .0 | .2 | .0 | .1 | .1 | .1 | 9.4 |
| **8m/s** | .3 | 1.2 | 4.1 | 7.1 | 1.5 | .8 | .7 | .2 | .1 | .0 | .3 | .4 | .1 | .1 | .1 | .0 | 17.0 |
| **10m/s** | .2 | .9 | 4.0 | 6.6 | .7 | .4 | .3 | .1 | .0 | .0 | .3 | .4 | .1 | .0 | .0 | .0 | 14.2 |
| **12m/s** | .1 | .5 | 2.2 | 2.9 | .1 | .2 | .2 | .1 | .0 | .0 | .2 | .1 | .0 | .0 | .0 | .1 | 6.6 |
| **14m/s** | .1 | .2 | .7 | .8 | .0 | .0 | .0 | .0 | .0 | .0 | .2 | .0 | .0 | .0 | .0 | .1 | 2.1 |
| **16m/s** | .1 | .1 | .2 | .1 | .0 | .0 | .0 | .0 | .0 | .0 | .1 | .0 | .0 | .0 | .0 | .0 | .7 |
| **18m/s** | .0 | .0 | .0 | .0 | .0 | .0 | .0 | .0 | .0 | .0 | .0 | .0 | .0 | .0 | .0 | .0 | .2 |
| **20m/s** | .0 | .1 | .1 | .0 | .0 | .0 | .0 | .0 | .0 | .0 | .0 | .0 | .0 | .0 | .0 | .0 | .2 |
| **25m/s** | .0 | .0 | .0 | .0 | .0 | .0 | .0 | .0 | .0 | .0 | .0 | .0 | .0 | .0 | .0 | .0 | .0 |
| **30m/s** | .0 | .0 | .0 | .0 | .0 | .0 | .0 | .0 | .0 | .0 | .0 | .0 | .0 | .0 | .0 | .0 | .0 |
| **35m/s** | .0 | .0 | .0 | .0 | .0 | .0 | .0 | .0 | .0 | .0 | .0 | .0 | .0 | .0 | .0 | .0 | .0 |
| **40m/s** | .0 | .0 | .0 | .0 | .0 | .0 | .0 | .0 | .0 | .0 | .0 | .0 | .0 | .0 | .0 | .0 | .0 |
| **100m/s** | | | | | | | | | | | | | | | | | |
| 合計 (%) | 2.4 | 5.8 | 18.1 | 31.1 | 10.6 | 7.6 | 6.0 | 2.8 | 2.9 | 1.6 | 2.3 | 2.8 | 1.3 | 1.3 | 1.4 | 1.2 | 99.0 |

[註1]: 風速介於 **8.0m/s~ 10.0m/s** 佔 **17.0%** 。主風向 **ENE** 佔 **31.1%** 。

[註2]: 風速平均值 = **7.1m/s** , 風速最大值 = **33.4m/s** , 其風向爲 **NNE**。

[註3]: 風速小於**5m/s** 佔 **32.7%**; 介於**5~10m/s** 佔 **43.2%** ; 風速大於**10m/s** 佔 **24.1%**。

[註4]: 風向介於 **N~E** 佔 **63.1%**;**E~S** 佔 **21.5%** ;**S~W** 佔 **8.9%** ;**W~N** 佔 **5.4%**; 靜風佔 **1.0%** 。

[註5]: 資料每小時記錄一次 , 合計 **18451**筆 ( **84.5%**) , 檔名 : **W44FTP10.1HY** 。

# 表6.2.33　歷年 臺北港測站1風速及風向聯合分佈百分比 (%) 統計表

**1996年 7月 1日 0時 ~ 2007年11月25日21時**

| 風向<br>風速 | N | NNE | NE | ENE | E | ESE | SE | SSE | S | SSW | SW | WSW | W | WNW | NW | NNW | 合計<br>(%) |
|---|---|---|---|---|---|---|---|---|---|---|---|---|---|---|---|---|---|
| **.3m/s** | .2 | .2 | .2 | .2 | .2 | .2 | .3 | .4 | .4 | .3 | .2 | .2 | .2 | .2 | .1 | .1 | 3.5 |
| **1m/s** | .4 | .4 | .5 | .5 | .5 | .6 | .7 | 1.0 | 1.4 | .8 | .5 | .4 | .4 | .4 | .4 | .4 | 9.4 |
| **2m/s** | .5 | .6 | .8 | .8 | .8 | .8 | .7 | .9 | 1.6 | 1.0 | .6 | .5 | .5 | .5 | .5 | .4 | 11.4 |
| **3m/s** | .3 | .6 | .8 | .9 | .8 | .8 | .6 | .6 | .9 | .6 | .6 | .6 | .4 | .6 | .4 | .3 | 9.8 |
| **4m/s** | .2 | .5 | 1.0 | 1.0 | .9 | .8 | .6 | .3 | .4 | .3 | .4 | .5 | .4 | .5 | .3 | .2 | 8.4 |
| **5m/s** | .2 | .4 | 1.1 | 1.4 | .9 | .6 | .7 | .3 | .2 | .1 | .4 | .5 | .4 | .5 | .2 | .1 | 7.7 |
| **6m/s** | .1 | .4 | 1.2 | 2.1 | .7 | .5 | .7 | .2 | .1 | .0 | .2 | .4 | .4 | .4 | .1 | .1 | 7.6 |
| **7m/s** | .1 | .4 | 1.4 | 2.5 | .6 | .4 | .6 | .2 | .0 | .0 | .1 | .4 | .3 | .4 | .1 | .0 | 7.6 |
| **8m/s** | .2 | .9 | 3.6 | 4.6 | .8 | .6 | .8 | .2 | .0 | .0 | .2 | .6 | .7 | .4 | .1 | .1 | 13.6 |
| **10m/s** | .2 | .8 | 3.4 | 4.1 | .4 | .3 | .4 | .1 | .0 | .0 | .2 | .4 | .4 | .2 | .0 | .0 | 10.9 |
| **12m/s** | .1 | .5 | 2.2 | 2.0 | .1 | .1 | .2 | .0 | .0 | .0 | .1 | .2 | .2 | .1 | .0 | .0 | 5.8 |
| **14m/s** | .1 | .2 | .7 | .5 | .0 | .0 | .1 | .0 | .0 | .0 | .1 | .1 | .1 | .0 | .0 | .0 | 1.9 |
| **16m/s** | .0 | .1 | .2 | .1 | .0 | .0 | .0 | .0 | .0 | .0 | .0 | .1 | .0 | .0 | .0 | .0 | .6 |
| **18m/s** | .0 | .0 | .0 | .0 | .0 | .0 | .0 | .0 | .0 | .0 | .0 | .0 | .0 | .0 | .0 | .0 | .2 |
| **20m/s** | .0 | .0 | .0 | .0 | .0 | .0 | .0 | .0 | .0 | .0 | .0 | .0 | .0 | .0 | .0 | .0 | .1 |
| **25m/s** | .0 | .0 | .0 | .0 | .0 | .0 | .0 | .0 | .0 | .0 | .0 | .0 | .0 | .0 | .0 | .0 | .0 |
| **30m/s** | .0 | .0 | .0 | .0 | .0 | .0 | .0 | .0 | .0 | .0 | .0 | .0 | .0 | .0 | .0 | .0 | .0 |
| **35m/s** | .0 | .0 | .0 | .0 | .0 | .0 | .0 | .0 | .0 | .0 | .0 | .0 | .0 | .0 | .0 | .0 | .0 |
| **40m/s** | .0 | .0 | .0 | .0 | .0 | .0 | .0 | .0 | .0 | .0 | .0 | .0 | .0 | .0 | .0 | .0 | .0 |
| **100m/s** | | | | | | | | | | | | | | | | | |
| 合計 (%) | 2.6 | 5.9 | 16.9 | 21.0 | 6.8 | 5.9 | 6.3 | 4.1 | 5.1 | 3.2 | 3.6 | 4.7 | 4.5 | 4.1 | 2.2 | 1.8 | 98.6 |

[註1]: 風速介於 **8.0m/s~ 10.0m/s** 佔 **13.6%** 。主風向 **ENE** 佔 **21.0%** 。

[註2]: 風速平均值 = **6.3m/s** , 風速最大值 = **33.4m/s** , 其風向爲 **NNE**。

[註3]: 風速小於**5m/s** 佔 **43.9%**; 介於**5~10m/s** 佔 **36.6%** ; 風速大於**10m/s** 佔 **19.6%**。

[註4]: 風向介於 **N~E** 佔 **49.5%**;**E~S** 佔 **21.3%** ;**S~W** 佔 **16.2%** ;**W~N** 佔 **11.5%**; 靜風佔 **1.4%** 。

[註5]: 資料每小時記錄一次 , 合計 **64926**筆 ( **83.8%**) , 檔名 : **W440TP10.1HY** 。

# 表6.2.34　2006年 12月 臺北港測站 W 風速及風向聯合分佈百分比 (%) 統計表

**2006年12月 1日 0時 ~ 2006年12月31日23時**

| 風向<br>風速 | N | NNE | NE | ENE | E | ESE | SE | SSE | S | SSW | SW | WSW | W | WNW | NW | NNW | 合計<br>(%) |
|---|---|---|---|---|---|---|---|---|---|---|---|---|---|---|---|---|---|
| **.3m/s** | 1.1 | 1.6 | 1.8 | 3.4 | 4.9 | 1.6 | 1.3 | .7 | .3 | .3 | .1 | .3 | .7 | .0 | .3 | .4 | 18.6 |
| **1m/s** | 2.4 | 3.9 | 6.1 | 5.0 | 3.5 | 2.2 | 3.5 | 1.3 | .7 | .0 | .1 | .1 | .8 | .4 | .4 | .7 | 31.1 |
| **2m/s** | 3.1 | 6.2 | 4.7 | 3.4 | 1.6 | .8 | 2.6 | .7 | .3 | .1 | .0 | .0 | .1 | .1 | .1 | .5 | 24.4 |
| **3m/s** | 2.6 | 8.0 | 1.1 | .0 | .0 | .3 | 1.6 | .5 | .0 | .0 | .0 | .0 | .0 | .0 | .1 | .5 | 14.7 |
| **4m/s** | .8 | 3.4 | .0 | .0 | .0 | .0 | .4 | .1 | .0 | .0 | .0 | .0 | .0 | .0 | .0 | .3 | 5.0 |
| **5m/s** | .0 | .4 | .0 | .0 | .0 | .0 | .0 | .1 | .0 | .0 | .0 | .0 | .0 | .0 | .0 | .0 | .5 |
| **6m/s** | .0 | .0 | .0 | .0 | .0 | .0 | .0 | .0 | .0 | .0 | .0 | .0 | .0 | .0 | .0 | .0 | .0 |
| **7m/s** | .0 | .0 | .0 | .0 | .0 | .0 | .0 | .0 | .0 | .0 | .0 | .0 | .0 | .0 | .0 | .0 | .0 |
| **8m/s** | .0 | .0 | .0 | .0 | .0 | .0 | .0 | .0 | .0 | .0 | .0 | .0 | .0 | .0 | .0 | .0 | .0 |
| **10m/s** | .0 | .0 | .0 | .0 | .0 | .0 | .0 | .0 | .0 | .0 | .0 | .0 | .0 | .0 | .0 | .0 | .0 |
| **12m/s** | .0 | .0 | .0 | .0 | .0 | .0 | .0 | .0 | .0 | .0 | .0 | .0 | .0 | .0 | .0 | .0 | .0 |
| **14m/s** | .0 | .0 | .0 | .0 | .0 | .0 | .0 | .0 | .0 | .0 | .0 | .0 | .0 | .0 | .0 | .0 | .0 |
| **16m/s** | .0 | .0 | .0 | .0 | .0 | .0 | .0 | .0 | .0 | .0 | .0 | .0 | .0 | .0 | .0 | .0 | .0 |
| **18m/s** | .0 | .0 | .0 | .0 | .0 | .0 | .0 | .0 | .0 | .0 | .0 | .0 | .0 | .0 | .0 | .0 | .0 |
| **20m/s** | .0 | .0 | .0 | .0 | .0 | .0 | .0 | .0 | .0 | .0 | .0 | .0 | .0 | .0 | .0 | .0 | .0 |
| **25m/s** | .0 | .0 | .0 | .0 | .0 | .0 | .0 | .0 | .0 | .0 | .0 | .0 | .0 | .0 | .0 | .0 | .0 |
| **30m/s** | .0 | .0 | .0 | .0 | .0 | .0 | .0 | .0 | .0 | .0 | .0 | .0 | .0 | .0 | .0 | .0 | .0 |
| **35m/s** | .0 | .0 | .0 | .0 | .0 | .0 | .0 | .0 | .0 | .0 | .0 | .0 | .0 | .0 | .0 | .0 | .0 |
| **40m/s** | .0 | .0 | .0 | .0 | .0 | .0 | .0 | .0 | .0 | .0 | .0 | .0 | .0 | .0 | .0 | .0 | .0 |
| **100m/s** | | | | | | | | | | | | | | | | | |
| 合計 (%) | 10.0 | 23.5 | 13.6 | 11.7 | 10.0 | 4.9 | 9.4 | 3.5 | 1.2 | .4 | .3 | .4 | 1.6 | .5 | .9 | 2.4 | 94.3 |

[註**1**]: 風速介於 **1.0m/s~ 2.0m/s** 佔 **31.1%** 。主風向 **NNE** 佔 **23.5%** 。

[註**2**]: 風速平均值 **= 1.9m/s** , 風速最大值 **= 5.8m/s** , 其風向爲 **NNE**。

[註**3**]: 風速小於**5m/s** 佔 **99.5%**; 介於**5~10m/s** 佔 **.5%** ; 風速大於**10m/s** 佔 **.0%**。

[註**4**]: 風向介於 **N~E** 佔 **62.0%**;**E~S** 佔 **23.9%** ;**S~W** 佔 **2.2%** ;**W~N** 佔 **6.3%**; 靜風佔 **5.7%** 。

[註**5**]: 資料每小時記錄一次 , 合計 **742**筆 ( **99.7%**) , 檔名 : **W06CTPW0.1HA** 。

# 表6.2.35　2007年 1月 臺北港測站 W 風速及風向聯合分佈百分比 (%) 統計表

**2007年 1月 1日 0時 ~ 2007年 1月31日23時**

| 風向<br>風速 | N | NNE | NE | ENE | E | ESE | SE | SSE | S | SSW | SW | WSW | W | WNW | NW | NNW | 合計<br>(%) |
|---|---|---|---|---|---|---|---|---|---|---|---|---|---|---|---|---|---|
| **.3m/s** | .8 | 1.1 | 2.2 | 1.5 | 3.5 | 1.5 | .5 | .4 | .4 | .1 | .1 | .5 | 1.1 | .7 | .7 | .3 | 15.3 |
| **1m/s** | .9 | 4.3 | 4.2 | 2.8 | 3.2 | 1.3 | 3.0 | 1.5 | 1.2 | .4 | .4 | .5 | 1.3 | 1.1 | 1.6 | .8 | 28.7 |
| **2m/s** | 2.2 | 11.3 | 3.2 | .8 | .1 | .4 | 2.2 | 2.0 | .5 | .1 | .0 | .0 | .0 | .3 | .3 | .3 | 23.7 |
| **3m/s** | 3.9 | 10.6 | .4 | .0 | .0 | .1 | .9 | 2.3 | .0 | .0 | .0 | .0 | .0 | .0 | .3 | .0 | 18.6 |
| **4m/s** | .7 | 7.0 | .0 | .0 | .0 | .0 | .0 | .5 | .1 | .0 | .0 | .0 | .0 | .0 | .0 | .0 | 8.3 |
| **5m/s** | .3 | 2.0 | .0 | .0 | .0 | .0 | .0 | .0 | .0 | .0 | .0 | .0 | .0 | .0 | .0 | .0 | 2.3 |
| **6m/s** | .0 | .1 | .0 | .0 | .0 | .0 | .0 | .0 | .0 | .0 | .0 | .0 | .0 | .0 | .0 | .0 | .1 |
| **7m/s** | .0 | .1 | .0 | .0 | .0 | .0 | .0 | .0 | .0 | .0 | .0 | .0 | .0 | .0 | .0 | .0 | .1 |
| **8m/s** | .0 | .0 | .0 | .0 | .0 | .0 | .0 | .0 | .0 | .0 | .0 | .0 | .0 | .0 | .0 | .0 | .0 |
| **10m/s** | .0 | .0 | .0 | .0 | .0 | .0 | .0 | .0 | .0 | .0 | .0 | .0 | .0 | .0 | .0 | .0 | .0 |
| **12m/s** | .0 | .0 | .0 | .0 | .0 | .0 | .0 | .0 | .0 | .0 | .0 | .0 | .0 | .0 | .0 | .0 | .0 |
| **14m/s** | .0 | .0 | .0 | .0 | .0 | .0 | .0 | .0 | .0 | .0 | .0 | .0 | .0 | .0 | .0 | .0 | .0 |
| **16m/s** | .0 | .0 | .0 | .0 | .0 | .0 | .0 | .0 | .0 | .0 | .0 | .0 | .0 | .0 | .0 | .0 | .0 |
| **18m/s** | .0 | .0 | .0 | .0 | .0 | .0 | .0 | .0 | .0 | .0 | .0 | .0 | .0 | .0 | .0 | .0 | .0 |
| **20m/s** | .0 | .0 | .0 | .0 | .0 | .0 | .0 | .0 | .0 | .0 | .0 | .0 | .0 | .0 | .0 | .0 | .0 |
| **25m/s** | .0 | .0 | .0 | .0 | .0 | .0 | .0 | .0 | .0 | .0 | .0 | .0 | .0 | .0 | .0 | .0 | .0 |
| **30m/s** | .0 | .0 | .0 | .0 | .0 | .0 | .0 | .0 | .0 | .0 | .0 | .0 | .0 | .0 | .0 | .0 | .0 |
| **35m/s** | .0 | .0 | .0 | .0 | .0 | .0 | .0 | .0 | .0 | .0 | .0 | .0 | .0 | .0 | .0 | .0 | .0 |
| **40m/s** | .0 | .0 | .0 | .0 | .0 | .0 | .0 | .0 | .0 | .0 | .0 | .0 | .0 | .0 | .0 | .0 | .0 |
| **100m/s** | | | | | | | | | | | | | | | | | |
| 合計 (%) | 8.7 | 36.6 | 10.0 | 5.1 | 6.9 | 3.4 | 6.6 | 6.7 | 2.3 | .7 | .5 | 1.1 | 2.4 | 2.0 | 2.8 | 1.3 | 97.2 |

[註1]: 風速介於 **1.0m/s~ 2.0m/s** 佔 **28.7%** 。主風向 **NNE** 佔 **36.6%** 。

[註2]: 風速平均值 = **2.2m/s** , 風速最大值 = **7.0m/s** , 其風向爲 **NNE**。

[註3]: 風速小於**5m/s** 佔 **97.4%**; 介於**5~10m/s** 佔 **2.6%** ; 風速大於**10m/s** 佔 **.0%**。

[註4]: 風向介於 **N~E** 佔 **62.9%**;**E~S** 佔 **21.1%** ;**S~W** 佔 **4.2%** ;**W~N** 佔 **9.0%**; 靜風佔 **2.8%** 。

[註5]: 資料每小時記錄一次 , 合計 **743**筆 ( **99.9%**) , 檔名 : **W071TPW0.1HA** 。

# 表6.2.36　2007年 2月 臺北港測站 W 風速及風向聯合分佈百分比 (%) 統計表

**2007年 2月 1日 0時 ~ 2007年 2月28日23時**

| 風向<br>風速 | N | NNE | NE | ENE | E | ESE | SE | SSE | S | SSW | SW | WSW | W | WNW | NW | NNW | 合計<br>(%) |
|---|---|---|---|---|---|---|---|---|---|---|---|---|---|---|---|---|---|
| **.3m/s** | 1.1 | 1.5 | 1.7 | 2.1 | 4.4 | 2.1 | .9 | .6 | .9 | .2 | .2 | .3 | 1.4 | 1.4 | 1.1 | .6 | 20.2 |
| **1m/s** | 2.0 | 3.5 | 1.4 | 1.1 | 2.6 | 1.4 | 3.3 | 1.7 | 1.2 | .6 | .2 | .3 | 1.8 | 2.7 | 2.0 | .9 | 26.4 |
| **2m/s** | 2.4 | 6.6 | 2.3 | .6 | .2 | .0 | 3.6 | 4.8 | .8 | .0 | .0 | .2 | 1.4 | 1.1 | 2.4 | .8 | 27.0 |
| **3m/s** | 2.3 | 6.6 | 1.5 | .0 | .0 | .2 | 1.1 | 3.5 | .3 | .0 | .0 | .0 | .0 | .3 | .8 | .0 | 16.4 |
| **4m/s** | .3 | 3.5 | .0 | .0 | .0 | .0 | .2 | 1.1 | .0 | .0 | .0 | .0 | .0 | .0 | .0 | .0 | 5.0 |
| **5m/s** | .0 | 1.1 | .0 | .0 | .0 | .0 | .2 | .3 | .0 | .0 | .0 | .0 | .0 | .0 | .0 | .0 | 1.5 |
| **6m/s** | .2 | .3 | .0 | .0 | .0 | .0 | .0 | .0 | .0 | .0 | .0 | .0 | .0 | .0 | .0 | .0 | .5 |
| **7m/s** | .0 | .0 | .0 | .0 | .0 | .0 | .0 | .0 | .0 | .0 | .0 | .0 | .0 | .0 | .0 | .0 | .0 |
| **8m/s** | .0 | .0 | .0 | .0 | .0 | .0 | .0 | .0 | .0 | .0 | .0 | .0 | .0 | .0 | .0 | .0 | .0 |
| **10m/s** | .0 | .0 | .0 | .0 | .0 | .0 | .0 | .0 | .0 | .0 | .0 | .0 | .0 | .0 | .0 | .0 | .0 |
| **12m/s** | .0 | .0 | .0 | .0 | .0 | .0 | .0 | .0 | .0 | .0 | .0 | .0 | .0 | .0 | .0 | .0 | .0 |
| **14m/s** | .0 | .0 | .0 | .0 | .0 | .0 | .0 | .0 | .0 | .0 | .0 | .0 | .0 | .0 | .0 | .0 | .0 |
| **16m/s** | .0 | .0 | .0 | .0 | .0 | .0 | .0 | .0 | .0 | .0 | .0 | .0 | .0 | .0 | .0 | .0 | .0 |
| **18m/s** | .0 | .0 | .0 | .0 | .0 | .0 | .0 | .0 | .0 | .0 | .0 | .0 | .0 | .0 | .0 | .0 | .0 |
| **20m/s** | .0 | .0 | .0 | .0 | .0 | .0 | .0 | .0 | .0 | .0 | .0 | .0 | .0 | .0 | .0 | .0 | .0 |
| **25m/s** | .0 | .0 | .0 | .0 | .0 | .0 | .0 | .0 | .0 | .0 | .0 | .0 | .0 | .0 | .0 | .0 | .0 |
| **30m/s** | .0 | .0 | .0 | .0 | .0 | .0 | .0 | .0 | .0 | .0 | .0 | .0 | .0 | .0 | .0 | .0 | .0 |
| **35m/s** | .0 | .0 | .0 | .0 | .0 | .0 | .0 | .0 | .0 | .0 | .0 | .0 | .0 | .0 | .0 | .0 | .0 |
| **40m/s** | .0 | .0 | .0 | .0 | .0 | .0 | .0 | .0 | .0 | .0 | .0 | .0 | .0 | .0 | .0 | .0 | .0 |
| **100m/s** | | | | | | | | | | | | | | | | | |
| 合計 (%) | 8.1 | 23.0 | 6.8 | 3.8 | 7.1 | 3.6 | 9.2 | 11.9 | 3.2 | .8 | .3 | .8 | 4.5 | 5.4 | 6.2 | 2.3 | 96.8 |

[註**1**]: 風速介於 **2.0m/s~ 3.0m/s** 佔 **27.0%** 。主風向 **NNE** 佔 **23.0%** 。

[註**2**]: 風速平均值 **= 2.0m/s** , 風速最大值 **= 6.8m/s** , 其風向爲 **N** 。

[註**3**]: 風速小於**5m/s** 佔 **98.0%**; 介於**5~10m/s** 佔 **2.0%** ; 風速大於**10m/s** 佔 **.0%**。

[註**4**]: 風向介於 **N~E** 佔 **42.9%**;**E~S** 佔 **31.2%** ;**S~W** 佔 **3.5%** ;**W~N** 佔 **19.3%**; 靜風佔 **3.2%** 。

[註**5**]: 資料每小時記錄一次 , 合計 **664**筆 ( **98.8%**) , 檔名 : **W072TPW0.1HA** 。

# 表6.2.37　2007年 3月 臺北港測站 W 風速及風向聯合分佈百分比 (%) 統計表

**2007年 3月 1日 0時 ~ 2007年 3月31日23時**

| 風向<br>風速 | N | NNE | NE | ENE | E | ESE | SE | SSE | S | SSW | SW | WSW | W | WNW | NW | NNW | 合計<br>(%) |
|---|---|---|---|---|---|---|---|---|---|---|---|---|---|---|---|---|---|
| **.3m/s** | .9 | .9 | 1.5 | 3.0 | 4.0 | 1.1 | 1.1 | 1.2 | 1.6 | .7 | .1 | .7 | 1.5 | .8 | 1.3 | .7 | 21.1 |
| **1m/s** | 2.2 | 4.2 | 2.3 | 2.0 | 2.0 | .3 | 3.1 | 3.2 | 1.5 | .1 | .1 | .4 | 1.3 | 1.1 | 2.6 | 2.2 | 28.5 |
| **2m/s** | 2.7 | 5.0 | 2.7 | .3 | .1 | .4 | 1.9 | 4.4 | 1.5 | .0 | .1 | .3 | .0 | .8 | 2.3 | .3 | 22.7 |
| **3m/s** | 1.6 | 6.3 | .9 | .0 | .0 | .0 | .8 | 1.7 | .1 | .0 | .0 | .0 | .1 | .3 | 1.2 | .1 | 13.3 |
| **4m/s** | .3 | 3.5 | .1 | .0 | .0 | .0 | .3 | 1.2 | .0 | .0 | .0 | .0 | .0 | .0 | .1 | .0 | 5.5 |
| **5m/s** | .3 | .3 | .0 | .0 | .0 | .0 | .0 | .1 | .0 | .0 | .0 | .0 | .0 | .0 | .0 | .0 | .7 |
| **6m/s** | .0 | .4 | .0 | .0 | .0 | .0 | .0 | .0 | .0 | .0 | .0 | .0 | .0 | .0 | .0 | .0 | .4 |
| **7m/s** | .0 | .0 | .0 | .0 | .0 | .0 | .0 | .0 | .0 | .0 | .0 | .0 | .0 | .0 | .0 | .0 | .0 |
| **8m/s** | .0 | .0 | .0 | .0 | .0 | .0 | .0 | .0 | .0 | .0 | .0 | .0 | .0 | .0 | .0 | .0 | .0 |
| **10m/s** | .0 | .0 | .0 | .0 | .0 | .0 | .0 | .0 | .0 | .0 | .0 | .0 | .0 | .0 | .0 | .0 | .0 |
| **12m/s** | .0 | .0 | .0 | .0 | .0 | .0 | .0 | .0 | .0 | .0 | .0 | .0 | .0 | .0 | .0 | .0 | .0 |
| **14m/s** | .0 | .0 | .0 | .0 | .0 | .0 | .0 | .0 | .0 | .0 | .0 | .0 | .0 | .0 | .0 | .0 | .0 |
| **16m/s** | .0 | .0 | .0 | .0 | .0 | .0 | .0 | .0 | .0 | .0 | .0 | .0 | .0 | .0 | .0 | .0 | .0 |
| **18m/s** | .0 | .0 | .0 | .0 | .0 | .0 | .0 | .0 | .0 | .0 | .0 | .0 | .0 | .0 | .0 | .0 | .0 |
| **20m/s** | .0 | .0 | .0 | .0 | .0 | .0 | .0 | .0 | .0 | .0 | .0 | .0 | .0 | .0 | .0 | .0 | .0 |
| **25m/s** | .0 | .0 | .0 | .0 | .0 | .0 | .0 | .0 | .0 | .0 | .0 | .0 | .0 | .0 | .0 | .0 | .0 |
| **30m/s** | .0 | .0 | .0 | .0 | .0 | .0 | .0 | .0 | .0 | .0 | .0 | .0 | .0 | .0 | .0 | .0 | .0 |
| **35m/s** | .0 | .0 | .0 | .0 | .0 | .0 | .0 | .0 | .0 | .0 | .0 | .0 | .0 | .0 | .0 | .0 | .0 |
| **40m/s** | .0 | .0 | .0 | .0 | .0 | .0 | .0 | .0 | .0 | .0 | .0 | .0 | .0 | .0 | .0 | .0 | .0 |
| **100m/s** | | | | | | | | | | | | | | | | | |
| 合計 (%) | 7.9 | 20.6 | 7.5 | 5.2 | 6.2 | 1.7 | 7.1 | 12.0 | 4.7 | .8 | .4 | 1.3 | 3.0 | 3.0 | 7.5 | 3.2 | 92.2 |

[註**1**]: 風速介於 **1.0m/s~ 2.0m/s** 佔 **28.5%** 。主風向 **NNE** 佔 **20.6%** 。

[註**2**]: 風速平均值 **= 1.9m/s** , 風速最大值 **= 6.5m/s** , 其風向爲 **NNE**。

[註**3**]: 風速小於**5m/s** 佔 **98.9%**; 介於**5~10m/s** 佔 **1.1%** ; 風速大於**10m/s** 佔 **.0%**。

[註**4**]: 風向介於 **N~E** 佔 **43.0%**;**E~S** 佔 **26.7%** ;**S~W** 佔 **4.8%** ;**W~N** 佔 **17.6%**; 靜風佔 **7.8%** 。

[註**5**]: 資料每小時記錄一次 , 合計 **744**筆 **(100.0%)** , 檔名 : **W073TPW0.1HA** 。

# 表6.2.38　2007年 4月 臺北港測站 W 風速及風向聯合分佈百分比 (%) 統計表

**2007年 4月 1日 0時 ~ 2007年 4月30日23時**

| 風向<br>風速 | N | NNE | NE | ENE | E | ESE | SE | SSE | S | SSW | SW | WSW | W | WNW | NW | NNW | 合計<br>(%) |
|---|---|---|---|---|---|---|---|---|---|---|---|---|---|---|---|---|---|
| **.3m/s** | 1.1 | .8 | 1.1 | 1.8 | 4.0 | 2.9 | 1.9 | 1.4 | 1.0 | .6 | .7 | .0 | .8 | 1.7 | .4 | 1.0 | 21.2 |
| **1m/s** | 2.8 | 4.3 | 2.2 | 1.5 | 2.1 | .4 | 3.5 | 2.8 | 1.5 | .1 | .7 | .0 | 1.0 | 1.4 | 1.8 | 1.0 | 27.1 |
| **2m/s** | 3.1 | 5.8 | 1.0 | .3 | .3 | .1 | 2.8 | 4.9 | 1.3 | .1 | .3 | .4 | .8 | .6 | 2.9 | .3 | 24.9 |
| **3m/s** | 1.4 | 2.9 | .3 | .0 | .0 | .0 | 1.8 | 4.4 | .0 | .0 | .0 | .0 | .1 | .0 | 1.0 | .1 | 12.1 |
| **4m/s** | 1.5 | 2.1 | .0 | .0 | .0 | .0 | .1 | 2.6 | .0 | .0 | .0 | .0 | .1 | .0 | .1 | .0 | 6.7 |
| **5m/s** | .4 | .6 | .0 | .0 | .0 | .0 | .0 | .1 | .0 | .0 | .0 | .0 | .0 | .0 | .0 | .0 | 1.1 |
| **6m/s** | .0 | .1 | .0 | .0 | .0 | .0 | .0 | .0 | .0 | .0 | .0 | .0 | .0 | .0 | .0 | .0 | .1 |
| **7m/s** | .0 | .0 | .0 | .0 | .0 | .0 | .0 | .0 | .0 | .0 | .0 | .0 | .0 | .0 | .0 | .0 | .0 |
| **8m/s** | .0 | .0 | .0 | .0 | .0 | .0 | .0 | .0 | .0 | .0 | .0 | .0 | .0 | .0 | .0 | .0 | .0 |
| **10m/s** | .0 | .0 | .0 | .0 | .0 | .0 | .0 | .0 | .0 | .0 | .0 | .0 | .0 | .0 | .0 | .0 | .0 |
| **12m/s** | .0 | .0 | .0 | .0 | .0 | .0 | .0 | .0 | .0 | .0 | .0 | .0 | .0 | .0 | .0 | .0 | .0 |
| **14m/s** | .0 | .0 | .0 | .0 | .0 | .0 | .0 | .0 | .0 | .0 | .0 | .0 | .0 | .0 | .0 | .0 | .0 |
| **16m/s** | .0 | .0 | .0 | .0 | .0 | .0 | .0 | .0 | .0 | .0 | .0 | .0 | .0 | .0 | .0 | .0 | .0 |
| **18m/s** | .0 | .0 | .0 | .0 | .0 | .0 | .0 | .0 | .0 | .0 | .0 | .0 | .0 | .0 | .0 | .0 | .0 |
| **20m/s** | .0 | .0 | .0 | .0 | .0 | .0 | .0 | .0 | .0 | .0 | .0 | .0 | .0 | .0 | .0 | .0 | .0 |
| **25m/s** | .0 | .0 | .0 | .0 | .0 | .0 | .0 | .0 | .0 | .0 | .0 | .0 | .0 | .0 | .0 | .0 | .0 |
| **30m/s** | .0 | .0 | .0 | .0 | .0 | .0 | .0 | .0 | .0 | .0 | .0 | .0 | .0 | .0 | .0 | .0 | .0 |
| **35m/s** | .0 | .0 | .0 | .0 | .0 | .0 | .0 | .0 | .0 | .0 | .0 | .0 | .0 | .0 | .0 | .0 | .0 |
| **40m/s** | .0 | .0 | .0 | .0 | .0 | .0 | .0 | .0 | .0 | .0 | .0 | .0 | .0 | .0 | .0 | .0 | .0 |
| **100m/s** | | | | | | | | | | | | | | | | | |
| 合計 (%) | 10.3 | 16.7 | 4.6 | 3.6 | 6.4 | 3.5 | 10.1 | 16.3 | 3.8 | .8 | 1.7 | .4 | 2.9 | 3.6 | 6.3 | 2.4 | 93.2 |

[註**1**]: 風速介於 **1.0m/s~ 2.0m/s** 佔 **27.1%** 。主風向 **NNE** 佔 **16.7%** 。

[註**2**]: 風速平均值 **= 1.9m/s** , 風速最大值 **= 6.0m/s** , 其風向爲 **NNE**。

[註**3**]: 風速小於**5m/s** 佔 **98.8%**; 介於**5~10m/s** 佔 **1.3%** ; 風速大於**10m/s** 佔 **.0%**。

[註**4**]: 風向介於 **N~E** 佔 **36.4%**;**E~S** 佔 **36.0%** ;**S~W** 佔 **5.4%** ;**W~N** 佔 **15.4%**; 靜風佔 **6.8%** 。

[註**5**]: 資料每小時記錄一次 , 合計 **720**筆 **(100.0%)** , 檔名 : **W074TPW0.1HA** 。

# 表6.2.39　2007年 5月 臺北港測站 W 風速及風向聯合分佈百分比 (%) 統計表

**2007年 5月 1日 0時 ~ 2007年 5月31日23時**

| 風向<br>風速 | N | NNE | NE | ENE | E | ESE | SE | SSE | S | SSW | SW | WSW | W | WNW | NW | NNW | 合計<br>(%) |
|---|---|---|---|---|---|---|---|---|---|---|---|---|---|---|---|---|---|
| **.3m/s** | .5 | .9 | .8 | .8 | 3.9 | 1.7 | 2.4 | 1.1 | 1.1 | .3 | .4 | 1.2 | .4 | 1.2 | .9 | .3 | 18.0 |
| **1m/s** | .9 | 1.2 | .0 | .5 | 1.7 | 1.2 | 5.0 | 5.4 | 3.2 | .9 | .5 | .1 | 1.5 | 3.0 | 3.8 | 1.3 | 30.4 |
| **2m/s** | 2.0 | .7 | .1 | .1 | .0 | .3 | 3.9 | 8.1 | 2.4 | .8 | .3 | .0 | 2.2 | 2.6 | 3.2 | .9 | 27.6 |
| **3m/s** | .3 | .4 | .1 | .0 | .0 | .0 | 1.6 | 7.0 | .0 | .0 | .1 | .1 | .3 | 1.3 | 3.2 | .8 | 15.3 |
| **4m/s** | .0 | .1 | .0 | .0 | .0 | .0 | .0 | 1.1 | .0 | .0 | .0 | .0 | .0 | .5 | .7 | .0 | 2.4 |
| **5m/s** | .0 | .0 | .0 | .0 | .0 | .0 | .0 | .1 | .0 | .0 | .0 | .0 | .0 | .0 | .0 | .0 | .1 |
| **6m/s** | .0 | .0 | .0 | .0 | .0 | .0 | .0 | .0 | .0 | .0 | .0 | .0 | .0 | .0 | .0 | .0 | .0 |
| **7m/s** | .0 | .0 | .0 | .0 | .0 | .0 | .0 | .0 | .0 | .0 | .0 | .0 | .0 | .0 | .0 | .0 | .0 |
| **8m/s** | .0 | .0 | .0 | .0 | .0 | .0 | .0 | .0 | .0 | .0 | .0 | .0 | .0 | .0 | .0 | .0 | .0 |
| **10m/s** | .0 | .0 | .0 | .0 | .0 | .0 | .0 | .0 | .0 | .0 | .0 | .0 | .0 | .0 | .0 | .0 | .0 |
| **12m/s** | .0 | .0 | .0 | .0 | .0 | .0 | .0 | .0 | .0 | .0 | .0 | .0 | .0 | .0 | .0 | .0 | .0 |
| **14m/s** | .0 | .0 | .0 | .0 | .0 | .0 | .0 | .0 | .0 | .0 | .0 | .0 | .0 | .0 | .0 | .0 | .0 |
| **16m/s** | .0 | .0 | .0 | .0 | .0 | .0 | .0 | .0 | .0 | .0 | .0 | .0 | .0 | .0 | .0 | .0 | .0 |
| **18m/s** | .0 | .0 | .0 | .0 | .0 | .0 | .0 | .0 | .0 | .0 | .0 | .0 | .0 | .0 | .0 | .0 | .0 |
| **20m/s** | .0 | .0 | .0 | .0 | .0 | .0 | .0 | .0 | .0 | .0 | .0 | .0 | .0 | .0 | .0 | .0 | .0 |
| **25m/s** | .0 | .0 | .0 | .0 | .0 | .0 | .0 | .0 | .0 | .0 | .0 | .0 | .0 | .0 | .0 | .0 | .0 |
| **30m/s** | .0 | .0 | .0 | .0 | .0 | .0 | .0 | .0 | .0 | .0 | .0 | .0 | .0 | .0 | .0 | .0 | .0 |
| **35m/s** | .0 | .0 | .0 | .0 | .0 | .0 | .0 | .0 | .0 | .0 | .0 | .0 | .0 | .0 | .0 | .0 | .0 |
| **40m/s** | .0 | .0 | .0 | .0 | .0 | .0 | .0 | .0 | .0 | .0 | .0 | .0 | .0 | .0 | .0 | .0 | .0 |
| **100m/s** | | | | | | | | | | | | | | | | | |
| 合計 (%) | 3.8 | 3.4 | 1.1 | 1.5 | 5.6 | 3.2 | 12.9 | 22.7 | 6.7 | 2.0 | 1.3 | 1.5 | 4.3 | 8.6 | 11.8 | 3.4 | 93.8 |

[註**1**]: 風速介於 **1.0m/s~ 2.0m/s** 佔 **30.4%** 。主風向 **SSE** 佔 **22.7%** 。

[註**2**]: 風速平均值 **= 1.9m/s** , 風速最大值 **= 5.0m/s** , 其風向爲 **SSE**。

[註**3**]: 風速小於**5m/s** 佔 **99.9%**; 介於**5~10m/s** 佔 **.1%** ; 風速大於**10m/s** 佔 **.0%**。

[註**4**]: 風向介於 **N~E** 佔 **10.5%**;**E~S** 佔 **45.3%** ;**S~W** 佔 **10.1%** ;**W~N** 佔 **28.0%**; 靜風佔 **6.2%** 。

[註**5**]: 資料每小時記錄一次 , 合計 **744**筆 **(100.0%)** , 檔名 **: W075TPW0.1HA** 。

# 表6.2.40　2007年 6月 臺北港測站 W 風速及風向聯合分佈百分比 (%) 統計表

**2007年 6月 1日 0時 ~ 2007年 6月30日23時**

| 風向<br>風速 | N | NNE | NE | ENE | E | ESE | SE | SSE | S | SSW | SW | WSW | W | WNW | NW | NNW | 合計<br>(%) |
|---|---|---|---|---|---|---|---|---|---|---|---|---|---|---|---|---|---|
| **.3m/s** | 1.1 | 1.6 | 1.3 | 2.3 | 5.1 | 2.0 | 2.8 | 2.1 | 2.7 | .6 | .7 | .3 | 1.6 | 1.1 | 2.4 | 1.0 | 28.8 |
| **1m/s** | 2.0 | 1.7 | 1.7 | .0 | .6 | .1 | 4.4 | 9.3 | 2.0 | .9 | .4 | 1.0 | 1.9 | 3.1 | 2.4 | 1.7 | 33.2 |
| **2m/s** | .9 | 1.6 | .3 | .0 | .0 | .0 | .9 | 4.1 | .4 | .0 | .1 | .6 | 1.1 | 2.0 | 3.3 | .6 | 15.8 |
| **3m/s** | .4 | .4 | .0 | .0 | .0 | .0 | .0 | .4 | .3 | .0 | .0 | .4 | .9 | .7 | 3.0 | .1 | 6.7 |
| **4m/s** | .1 | .0 | .0 | .0 | .0 | .0 | .0 | .0 | .3 | .0 | .0 | .0 | .3 | .4 | .3 | .0 | 1.4 |
| **5m/s** | .0 | .0 | .0 | .0 | .0 | .0 | .0 | .1 | .0 | .0 | .0 | .0 | .1 | .0 | .0 | .0 | .3 |
| **6m/s** | .0 | .0 | .0 | .0 | .0 | .0 | .0 | .0 | .0 | .0 | .0 | .0 | .0 | .0 | .0 | .0 | .0 |
| **7m/s** | .0 | .0 | .0 | .0 | .0 | .0 | .0 | .0 | .0 | .0 | .0 | .0 | .0 | .0 | .0 | .0 | .0 |
| **8m/s** | .0 | .0 | .0 | .0 | .0 | .0 | .0 | .0 | .0 | .0 | .0 | .0 | .0 | .0 | .0 | .0 | .0 |
| **10m/s** | .0 | .0 | .0 | .0 | .0 | .0 | .0 | .0 | .0 | .0 | .0 | .0 | .0 | .0 | .0 | .0 | .0 |
| **12m/s** | .0 | .0 | .0 | .0 | .0 | .0 | .0 | .0 | .0 | .0 | .0 | .0 | .0 | .0 | .0 | .0 | .0 |
| **14m/s** | .0 | .0 | .0 | .0 | .0 | .0 | .0 | .0 | .0 | .0 | .0 | .0 | .0 | .0 | .0 | .0 | .0 |
| **16m/s** | .0 | .0 | .0 | .0 | .0 | .0 | .0 | .0 | .0 | .0 | .0 | .0 | .0 | .0 | .0 | .0 | .0 |
| **18m/s** | .0 | .0 | .0 | .0 | .0 | .0 | .0 | .0 | .0 | .0 | .0 | .0 | .0 | .0 | .0 | .0 | .0 |
| **20m/s** | .0 | .0 | .0 | .0 | .0 | .0 | .0 | .0 | .0 | .0 | .0 | .0 | .0 | .0 | .0 | .0 | .0 |
| **25m/s** | .0 | .0 | .0 | .0 | .0 | .0 | .0 | .0 | .0 | .0 | .0 | .0 | .0 | .0 | .0 | .0 | .0 |
| **30m/s** | .0 | .0 | .0 | .0 | .0 | .0 | .0 | .0 | .0 | .0 | .0 | .0 | .0 | .0 | .0 | .0 | .0 |
| **35m/s** | .0 | .0 | .0 | .0 | .0 | .0 | .0 | .0 | .0 | .0 | .0 | .0 | .0 | .0 | .0 | .0 | .0 |
| **40m/s** | .0 | .0 | .0 | .0 | .0 | .0 | .0 | .0 | .0 | .0 | .0 | .0 | .0 | .0 | .0 | .0 | .0 |
| **100m/s** | | | | | | | | | | | | | | | | | |
| 合計 (%) | 4.6 | 5.3 | 3.3 | 2.3 | 5.7 | 2.1 | 8.1 | 16.1 | 5.7 | 1.4 | 1.3 | 2.3 | 5.8 | 7.4 | 11.4 | 3.4 | 86.2 |

[註1]: 風速介於 **1.0m/s~ 2.0m/s** 佔 **33.2%** 。主風向 **SSE** 佔 **16.1%** 。

[註2]: 風速平均值 = **1.3m/s** , 風速最大值 = **5.3m/s** , 其風向爲 **W** 。

[註3]: 風速小於**5m/s** 佔 **99.7%**; 介於**5~10m/s** 佔 **.3%** ; 風速大於**10m/s** 佔 **.0%**。

[註4]: 風向介於 **N~E** 佔 **16.0%**;**E~S** 佔 **33.5%** ;**S~W** 佔 **8.7%** ;**W~N** 佔 **28.1%**; 靜風佔 **13.8%** 。

[註5]: 資料每小時記錄一次 , 合計 **702**筆 ( **97.5%**) , 檔名 : **W076TPW0.1HA** 。

# 表6.2.41　2007年 7月 臺北港測站 W 風速及風向聯合分佈百分比 (%) 統計表

**2007年 7月 1日 0時 ~ 2007年 7月31日23時**

| 風向<br>風速 | N | NNE | NE | ENE | E | ESE | SE | SSE | S | SSW | SW | WSW | W | WNW | NW | NNW | 合計<br>(%) |
|---|---|---|---|---|---|---|---|---|---|---|---|---|---|---|---|---|---|
| **.3m/s** | .5 | .3 | .8 | 1.3 | 5.5 | 2.7 | 2.0 | 2.8 | 1.3 | .7 | .5 | .9 | 1.5 | 1.2 | .8 | .1 | 23.1 |
| **1m/s** | 1.5 | .8 | .3 | .4 | 1.1 | 1.1 | 4.2 | 7.4 | 3.5 | 1.1 | 2.0 | 1.2 | 2.2 | 2.4 | 3.4 | .1 | 32.5 |
| **2m/s** | .7 | .7 | .0 | .0 | .0 | .0 | 1.2 | 5.8 | .8 | .0 | .1 | 1.9 | 2.6 | 3.1 | 4.4 | .8 | 22.0 |
| **3m/s** | .3 | .0 | .0 | .0 | .0 | .0 | .1 | .8 | .0 | .0 | .0 | .4 | 1.9 | 2.2 | 5.0 | .4 | 11.0 |
| **4m/s** | .1 | .0 | .0 | .0 | .0 | .0 | .0 | .1 | .0 | .0 | .0 | .0 | 1.1 | .5 | 3.2 | .0 | 5.1 |
| **5m/s** | .1 | .0 | .0 | .0 | .0 | .0 | .0 | .0 | .0 | .0 | .0 | .0 | .3 | .0 | .0 | .0 | .4 |
| **6m/s** | .0 | .0 | .0 | .0 | .0 | .0 | .0 | .0 | .0 | .0 | .0 | .0 | .0 | .0 | .0 | .0 | .0 |
| **7m/s** | .0 | .0 | .0 | .0 | .0 | .0 | .0 | .0 | .0 | .0 | .0 | .0 | .0 | .0 | .0 | .0 | .0 |
| **8m/s** | .0 | .0 | .0 | .0 | .0 | .0 | .0 | .0 | .0 | .0 | .0 | .0 | .0 | .0 | .0 | .0 | .0 |
| **10m/s** | .0 | .0 | .0 | .0 | .0 | .0 | .0 | .0 | .0 | .0 | .0 | .0 | .0 | .0 | .0 | .0 | .0 |
| **12m/s** | .0 | .0 | .0 | .0 | .0 | .0 | .0 | .0 | .0 | .0 | .0 | .0 | .0 | .0 | .0 | .0 | .0 |
| **14m/s** | .0 | .0 | .0 | .0 | .0 | .0 | .0 | .0 | .0 | .0 | .0 | .0 | .0 | .0 | .0 | .0 | .0 |
| **16m/s** | .0 | .0 | .0 | .0 | .0 | .0 | .0 | .0 | .0 | .0 | .0 | .0 | .0 | .0 | .0 | .0 | .0 |
| **18m/s** | .0 | .0 | .0 | .0 | .0 | .0 | .0 | .0 | .0 | .0 | .0 | .0 | .0 | .0 | .0 | .0 | .0 |
| **20m/s** | .0 | .0 | .0 | .0 | .0 | .0 | .0 | .0 | .0 | .0 | .0 | .0 | .0 | .0 | .0 | .0 | .0 |
| **25m/s** | .0 | .0 | .0 | .0 | .0 | .0 | .0 | .0 | .0 | .0 | .0 | .0 | .0 | .0 | .0 | .0 | .0 |
| **30m/s** | .0 | .0 | .0 | .0 | .0 | .0 | .0 | .0 | .0 | .0 | .0 | .0 | .0 | .0 | .0 | .0 | .0 |
| **35m/s** | .0 | .0 | .0 | .0 | .0 | .0 | .0 | .0 | .0 | .0 | .0 | .0 | .0 | .0 | .0 | .0 | .0 |
| **40m/s** | .0 | .0 | .0 | .0 | .0 | .0 | .0 | .0 | .0 | .0 | .0 | .0 | .0 | .0 | .0 | .0 | .0 |
| **100m/s** | | | | | | | | | | | | | | | | | |
| 合計 (%) | 3.2 | 1.7 | 1.1 | 1.7 | 6.6 | 3.8 | 7.5 | 16.9 | 5.6 | 1.7 | 2.7 | 4.4 | 9.4 | 9.4 | 16.8 | 1.5 | 94.2 |

[註**1**]: 風速介於 **1.0m/s~ 2.0m/s** 佔 **32.5%** 。主風向 **SSE** 佔 **16.9%** 。

[註**2**]: 風速平均值 **= 1.7m/s** , 風速最大值 **= 5.8m/s** , 其風向爲 **N** 。

[註**3**]: 風速小於**5m/s** 佔 **99.6%**; 介於**5~10m/s** 佔 **.4%** ; 風速大於**10m/s** 佔 **.0%**。

[註**4**]: 風向介於 **N~E** 佔 **9.3%**;**E~S** 佔 **35.8%** ;**S~W** 佔 **13.8%** ;**W~N** 佔 **35.3%**; 靜風佔 **5.8%** 。

[註**5**]: 資料每小時記錄一次 , 合計 **744**筆 **(100.0%)** , 檔名 **: W077TPW0.1HA** 。

# 表6.2.42　2007年 8月 臺北港測站 W 風速及風向聯合分佈百分比 (%) 統計表

**2007年 8月 1日 0時 ~ 2007年 8月31日23時**

| 風向<br>風速 | N | NNE | NE | ENE | E | ESE | SE | SSE | S | SSW | SW | WSW | W | WNW | NW | NNW | 合計<br>(%) |
|---|---|---|---|---|---|---|---|---|---|---|---|---|---|---|---|---|---|
| **.3m/s** | 1.1 | .4 | .4 | 1.3 | 4.6 | 1.9 | 3.0 | 1.6 | 1.3 | .4 | .8 | .5 | 1.2 | 1.2 | .8 | .4 | 21.0 |
| **1m/s** | .3 | .1 | .3 | .4 | .9 | 1.7 | 5.5 | 9.3 | 3.8 | .5 | .7 | .4 | 1.7 | 3.8 | 1.7 | .1 | 31.3 |
| **2m/s** | .7 | .3 | .0 | .0 | .7 | 2.6 | 5.9 | 7.5 | .9 | .0 | .1 | .3 | 1.3 | .9 | 3.1 | .8 | 25.1 |
| **3m/s** | .1 | .0 | .0 | .0 | .4 | .8 | 3.6 | 2.6 | .0 | .0 | .1 | .1 | .1 | .7 | 2.3 | .0 | 10.9 |
| **4m/s** | .0 | .7 | .0 | .0 | .7 | .7 | .8 | .5 | .0 | .0 | .0 | .0 | .4 | .3 | .0 | .0 | 4.0 |
| **5m/s** | .0 | .0 | .0 | .0 | .1 | .5 | .8 | .0 | .0 | .0 | .0 | .0 | .0 | .0 | .0 | .0 | 1.5 |
| **6m/s** | .0 | .0 | .0 | .0 | .0 | .0 | .1 | .0 | .0 | .0 | .0 | .0 | .0 | .0 | .0 | .0 | .1 |
| **7m/s** | .0 | .0 | .0 | .0 | .0 | .0 | .3 | .0 | .0 | .0 | .0 | .0 | .0 | .0 | .0 | .0 | .3 |
| **8m/s** | .0 | .0 | .0 | .0 | .0 | .0 | .0 | .0 | .0 | .0 | .0 | .0 | .0 | .0 | .0 | .0 | .0 |
| **10m/s** | .0 | .0 | .0 | .0 | .0 | .0 | .0 | .0 | .0 | .0 | .0 | .0 | .0 | .0 | .0 | .0 | .0 |
| **12m/s** | .0 | .0 | .0 | .0 | .0 | .0 | .0 | .0 | .0 | .0 | .0 | .0 | .0 | .0 | .0 | .0 | .0 |
| **14m/s** | .0 | .0 | .0 | .0 | .0 | .0 | .0 | .0 | .0 | .0 | .0 | .0 | .0 | .0 | .0 | .0 | .0 |
| **16m/s** | .0 | .0 | .0 | .0 | .0 | .0 | .0 | .0 | .0 | .0 | .0 | .0 | .0 | .0 | .0 | .0 | .0 |
| **18m/s** | .0 | .0 | .0 | .0 | .0 | .0 | .0 | .0 | .0 | .0 | .0 | .0 | .0 | .0 | .0 | .0 | .0 |
| **20m/s** | .0 | .0 | .0 | .0 | .0 | .0 | .0 | .0 | .0 | .0 | .0 | .0 | .0 | .0 | .0 | .0 | .0 |
| **25m/s** | .0 | .0 | .0 | .0 | .0 | .0 | .0 | .0 | .0 | .0 | .0 | .0 | .0 | .0 | .0 | .0 | .0 |
| **30m/s** | .0 | .0 | .0 | .0 | .0 | .0 | .0 | .0 | .0 | .0 | .0 | .0 | .0 | .0 | .0 | .0 | .0 |
| **35m/s** | .0 | .0 | .0 | .0 | .0 | .0 | .0 | .0 | .0 | .0 | .0 | .0 | .0 | .0 | .0 | .0 | .0 |
| **40m/s** | .0 | .0 | .0 | .0 | .0 | .0 | .0 | .0 | .0 | .0 | .0 | .0 | .0 | .0 | .0 | .0 | .0 |
| **100m/s** | | | | | | | | | | | | | | | | | |
| 合計 (%) | 2.2 | 1.5 | .7 | 1.7 | 7.4 | 8.2 | 20.0 | 21.5 | 6.0 | .9 | 1.7 | 1.3 | 4.8 | 6.9 | 7.9 | 1.3 | 94.2 |

[註**1**]: 風速介於 **1.0m/s~ 2.0m/s** 佔 **31.3%** 。主風向 **SSE** 佔 **21.5%** 。

[註**2**]: 風速平均值 **= 1.8m/s** , 風速最大值 **= 7.8m/s** , 其風向爲 **SE** 。

[註**3**]: 風速小於**5m/s** 佔 **98.1%**; 介於**5~10m/s** 佔 **1.9%** ; 風速大於**10m/s** 佔 **.0%**。

[註**4**]: 風向介於 **N~E** 佔 **8.3%**;**E~S** 佔 **58.2%** ;**S~W** 佔 **7.1%** ;**W~N** 佔 **20.6%**; 靜風佔 **5.8%** 。

[註**5**]: 資料每小時記錄一次 , 合計 **744**筆 **(100.0%)** , 檔名 **: W078TPW0.1HA** 。

# 表6.2.43　2007年 9月 臺北港測站 W 風速及風向聯合分佈百分比 (%) 統計表

**2007年 9月 1日 0時 ~ 2007年 9月30日23時**

| 風向<br>風速 | N | NNE | NE | ENE | E | ESE | SE | SSE | S | SSW | SW | WSW | W | WNW | NW | NNW | 合計<br>(%) |
|---|---|---|---|---|---|---|---|---|---|---|---|---|---|---|---|---|---|
| **.3m/s** | .6 | .6 | 1.7 | 3.4 | 8.8 | 2.7 | 2.0 | .7 | .6 | .1 | .1 | .4 | 1.1 | .1 | .4 | .4 | 23.6 |
| **1m/s** | 1.5 | 3.5 | 1.7 | .7 | 3.1 | 3.4 | 4.7 | 4.9 | 2.1 | .1 | .1 | .1 | .6 | 1.4 | .7 | .1 | 28.8 |
| **2m/s** | 2.4 | 5.3 | .7 | .6 | .1 | 3.5 | 6.0 | 4.2 | .3 | .0 | .1 | .1 | .0 | .6 | .7 | .1 | 24.7 |
| **3m/s** | 2.4 | 2.9 | .3 | .0 | .0 | .8 | 2.8 | .7 | .0 | .0 | .0 | .0 | .0 | .1 | .4 | .1 | 10.6 |
| **4m/s** | 1.0 | .8 | .0 | .0 | .0 | .1 | 1.0 | .1 | .0 | .0 | .0 | .0 | .0 | .0 | .0 | .7 | 3.8 |
| **5m/s** | .6 | .0 | .0 | .0 | .0 | .0 | .1 | .0 | .0 | .3 | .0 | .0 | .0 | .0 | .0 | .3 | 1.3 |
| **6m/s** | .0 | .0 | .0 | .0 | .0 | .0 | .0 | .0 | .1 | .0 | .1 | .0 | .0 | .1 | .1 | .1 | .7 |
| **7m/s** | .0 | .0 | .0 | .0 | .0 | .0 | .0 | .0 | .0 | .0 | .0 | .0 | .1 | .0 | .1 | .0 | .3 |
| **8m/s** | .0 | .0 | .0 | .0 | .0 | .0 | .0 | .0 | .0 | .0 | .0 | .0 | .1 | .0 | .0 | .0 | .1 |
| **10m/s** | .0 | .0 | .0 | .0 | .0 | .0 | .0 | .0 | .0 | .0 | .0 | .0 | .0 | .0 | .0 | .0 | .0 |
| **12m/s** | .0 | .0 | .0 | .0 | .0 | .0 | .0 | .0 | .0 | .0 | .0 | .0 | .0 | .0 | .0 | .0 | .0 |
| **14m/s** | .0 | .0 | .0 | .0 | .0 | .0 | .0 | .0 | .0 | .0 | .0 | .0 | .0 | .0 | .0 | .0 | .0 |
| **16m/s** | .0 | .0 | .0 | .0 | .0 | .0 | .0 | .0 | .0 | .0 | .0 | .0 | .0 | .0 | .0 | .0 | .0 |
| **18m/s** | .0 | .0 | .0 | .0 | .0 | .0 | .0 | .0 | .0 | .0 | .0 | .0 | .0 | .0 | .0 | .0 | .0 |
| **20m/s** | .0 | .0 | .0 | .0 | .0 | .0 | .0 | .0 | .0 | .0 | .0 | .0 | .0 | .0 | .0 | .0 | .0 |
| **25m/s** | .0 | .0 | .0 | .0 | .0 | .0 | .0 | .0 | .0 | .0 | .0 | .0 | .0 | .0 | .0 | .0 | .0 |
| **30m/s** | .0 | .0 | .0 | .0 | .0 | .0 | .0 | .0 | .0 | .0 | .0 | .0 | .0 | .0 | .0 | .0 | .0 |
| **35m/s** | .0 | .0 | .0 | .0 | .0 | .0 | .0 | .0 | .0 | .0 | .0 | .0 | .0 | .0 | .0 | .0 | .0 |
| **40m/s** | .0 | .0 | .0 | .0 | .0 | .0 | .0 | .0 | .0 | .0 | .0 | .0 | .0 | .0 | .0 | .0 | .0 |
| **100m/s** | | | | | | | | | | | | | | | | | |
| 合計 (%) | 8.4 | 13.1 | 4.3 | 4.6 | 12.0 | 10.5 | 16.6 | 10.6 | 3.1 | .6 | .6 | .7 | 2.0 | 2.4 | 2.5 | 2.0 | 93.9 |

[註**1**]: 風速介於 **1.0m/s~ 2.0m/s** 佔 **28.8%** 。主風向 **SE** 佔 **16.6%** 。

[註**2**]: 風速平均值 **= 1.8m/s** , 風速最大值 **= 8.2m/s** , 其風向爲 **W** 。

[註**3**]: 風速小於**5m/s** 佔 **97.6%**; 介於**5~10m/s** 佔 **2.4%** ; 風速大於**10m/s** 佔 **.0%**。

[註**4**]: 風向介於 **N~E** 佔 **34.4%**;**E~S** 佔 **46.6%** ;**S~W** 佔 **4.1%** ;**W~N** 佔 **8.8%**; 靜風佔 **6.1%** 。

[註**5**]: 資料每小時記錄一次 , 合計 **716**筆 ( **99.4%**) , 檔名 : **W079TPW0.1HA** 。

# 表6.2.44　2007年 10月 臺北港測站 W 風速及風向聯合分佈百分比 (%) 統計表

**2007年10月 1日 0時 ~ 2007年10月31日23時**

| 風向<br>風速 | N | NNE | NE | ENE | E | ESE | SE | SSE | S | SSW | SW | WSW | W | WNW | NW | NNW | 合計<br>(%) |
|---|---|---|---|---|---|---|---|---|---|---|---|---|---|---|---|---|---|
| **.3m/s** | 1.1 | 1.3 | 1.5 | 2.3 | 3.1 | .9 | .7 | .1 | .8 | .0 | .1 | .1 | 1.1 | .1 | .3 | .0 | 13.6 |
| **1m/s** | 1.5 | 5.2 | 8.7 | 4.6 | 3.5 | 2.7 | 3.2 | 1.1 | .5 | .0 | .3 | .5 | 1.1 | .8 | .1 | .1 | 34.1 |
| **2m/s** | 1.7 | 11.3 | 6.2 | 2.7 | .7 | 1.9 | 2.8 | 1.1 | .5 | .0 | .3 | .4 | .0 | .4 | .1 | .5 | 30.7 |
| **3m/s** | .4 | 6.5 | .9 | .1 | .1 | .7 | 2.0 | .4 | .0 | .0 | .0 | .0 | .0 | .0 | .0 | .0 | 11.2 |
| **4m/s** | .1 | 3.0 | .1 | .0 | .1 | .0 | .3 | .3 | .1 | .4 | .0 | .1 | .0 | .0 | .0 | .0 | 4.6 |
| **5m/s** | .7 | .7 | .1 | .0 | .0 | .0 | .3 | .1 | .0 | .0 | .0 | .0 | .0 | .0 | .0 | .0 | 1.9 |
| **6m/s** | .7 | .0 | .0 | .0 | .0 | .0 | .0 | .3 | .0 | .0 | .0 | .0 | .0 | .0 | .0 | .0 | .9 |
| **7m/s** | .4 | .0 | .0 | .0 | .0 | .0 | .0 | .0 | .0 | .0 | .0 | .0 | .0 | .0 | .0 | .0 | .4 |
| **8m/s** | .3 | .0 | .0 | .0 | .0 | .0 | .0 | .0 | .0 | .0 | .0 | .0 | .0 | .0 | .0 | .0 | .3 |
| **10m/s** | .3 | .1 | .0 | .0 | .0 | .0 | .0 | .0 | .0 | .0 | .0 | .0 | .0 | .0 | .0 | .0 | .4 |
| **12m/s** | .0 | .0 | .0 | .0 | .0 | .0 | .0 | .0 | .0 | .0 | .0 | .0 | .0 | .0 | .0 | .0 | .0 |
| **14m/s** | .0 | .0 | .0 | .0 | .0 | .0 | .0 | .0 | .0 | .0 | .0 | .0 | .0 | .0 | .0 | .0 | .0 |
| **16m/s** | .0 | .0 | .0 | .0 | .0 | .0 | .0 | .0 | .0 | .0 | .0 | .0 | .0 | .0 | .0 | .0 | .0 |
| **18m/s** | .0 | .0 | .0 | .0 | .0 | .0 | .0 | .0 | .0 | .0 | .0 | .0 | .0 | .0 | .0 | .0 | .0 |
| **20m/s** | .0 | .0 | .0 | .0 | .0 | .0 | .0 | .0 | .0 | .0 | .0 | .0 | .0 | .0 | .0 | .0 | .0 |
| **25m/s** | .0 | .0 | .0 | .0 | .0 | .0 | .0 | .0 | .0 | .0 | .0 | .0 | .0 | .0 | .0 | .0 | .0 |
| **30m/s** | .0 | .0 | .0 | .0 | .0 | .0 | .0 | .0 | .0 | .0 | .0 | .0 | .0 | .0 | .0 | .0 | .0 |
| **35m/s** | .0 | .0 | .0 | .0 | .0 | .0 | .0 | .0 | .0 | .0 | .0 | .0 | .0 | .0 | .0 | .0 | .0 |
| **40m/s** | .0 | .0 | .0 | .0 | .0 | .0 | .0 | .0 | .0 | .0 | .0 | .0 | .0 | .0 | .0 | .0 | .0 |
| **100m/s** | | | | | | | | | | | | | | | | | |
| 合計 (%) | 7.1 | 28.1 | 17.6 | 9.7 | 7.5 | 6.2 | 9.3 | 3.4 | 2.0 | .4 | .7 | 1.2 | 2.2 | 1.3 | .5 | .7 | 98.0 |

[註**1**]: 風速介於 **1.0m/s~ 2.0m/s** 佔 **34.1%** 。主風向 **NNE** 佔 **28.1%** 。

[註**2**]: 風速平均值 **= 2.2m/s** , 風速最大值 **= 11.0m/s** , 其風向爲 **N** 。

[註**3**]: 風速小於**5m/s** 佔 **96.1%**; 介於**5~10m/s** 佔 **3.5%** ; 風速大於**10m/s** 佔 **.4%**。

[註**4**]: 風向介於 **N~E** 佔 **64.7%**;**E~S** 佔 **24.4%** ;**S~W** 佔 **3.6%** ;**W~N** 佔 **5.2%**; 靜風佔 **2.0%** 。

[註**5**]: 資料每小時記錄一次 , 合計 **743**筆 ( **99.9%**) , 檔名 : **W07ATPW0.1HA** 。

# 表6.2.45　2007年 11月 臺北港測站 W 風速及風向聯合分佈百分比 (%) 統計表

**2007年11月 1日 0時 ~ 2007年11月30日23時**

| 風向<br>風速 | N | NNE | NE | ENE | E | ESE | SE | SSE | S | SSW | SW | WSW | W | WNW | NW | NNW | 合計<br>(%) |
|---|---|---|---|---|---|---|---|---|---|---|---|---|---|---|---|---|---|
| **.3m/s** | .6 | 1.1 | 1.3 | 1.3 | 2.3 | 1.4 | .6 | .7 | .0 | .0 | .4 | .0 | 1.0 | .3 | .6 | .1 | 11.6 |
| **1m/s** | 1.6 | 5.0 | 5.3 | 5.8 | 4.4 | 1.8 | 2.0 | .4 | .6 | .1 | .1 | .3 | .6 | .9 | .6 | .7 | 30.1 |
| **2m/s** | 2.7 | 10.4 | 6.8 | 3.1 | 1.6 | .7 | 1.8 | .7 | .0 | .0 | .1 | .1 | .0 | .3 | .0 | .0 | 28.4 |
| **3m/s** | 2.3 | 14.8 | 2.0 | .0 | .0 | .0 | .1 | .3 | .0 | .0 | .0 | .0 | .0 | .0 | .0 | .0 | 19.5 |
| **4m/s** | 1.3 | 6.0 | .0 | .0 | .0 | .0 | .0 | .0 | .0 | .0 | .0 | .0 | .0 | .0 | .0 | .0 | 7.2 |
| **5m/s** | .7 | .9 | .0 | .0 | .0 | .0 | .0 | .0 | .0 | .0 | .0 | .0 | .0 | .0 | .0 | .0 | 1.6 |
| **6m/s** | .1 | .0 | .0 | .0 | .0 | .0 | .0 | .0 | .0 | .0 | .0 | .0 | .0 | .0 | .0 | .0 | .1 |
| **7m/s** | .0 | .0 | .0 | .0 | .0 | .0 | .0 | .0 | .0 | .0 | .0 | .0 | .0 | .0 | .0 | .0 | .0 |
| **8m/s** | .0 | .0 | .0 | .0 | .0 | .0 | .0 | .0 | .0 | .0 | .0 | .0 | .0 | .0 | .0 | .0 | .0 |
| **10m/s** | .0 | .0 | .0 | .0 | .0 | .0 | .0 | .0 | .0 | .0 | .0 | .0 | .0 | .0 | .0 | .0 | .0 |
| **12m/s** | .0 | .0 | .0 | .0 | .0 | .0 | .0 | .0 | .0 | .0 | .0 | .0 | .0 | .0 | .0 | .0 | .0 |
| **14m/s** | .0 | .0 | .0 | .0 | .0 | .0 | .0 | .0 | .0 | .0 | .0 | .0 | .0 | .0 | .0 | .0 | .0 |
| **16m/s** | .0 | .0 | .0 | .0 | .0 | .0 | .0 | .0 | .0 | .0 | .0 | .0 | .0 | .0 | .0 | .0 | .0 |
| **18m/s** | .0 | .0 | .0 | .0 | .0 | .0 | .0 | .0 | .0 | .0 | .0 | .0 | .0 | .0 | .0 | .0 | .0 |
| **20m/s** | .0 | .0 | .0 | .0 | .0 | .0 | .0 | .0 | .0 | .0 | .0 | .0 | .0 | .0 | .0 | .0 | .0 |
| **25m/s** | .0 | .0 | .0 | .0 | .0 | .0 | .0 | .0 | .0 | .0 | .0 | .0 | .0 | .0 | .0 | .0 | .0 |
| **30m/s** | .0 | .0 | .0 | .0 | .0 | .0 | .0 | .0 | .0 | .0 | .0 | .0 | .0 | .0 | .0 | .0 | .0 |
| **35m/s** | .0 | .0 | .0 | .0 | .0 | .0 | .0 | .0 | .0 | .0 | .0 | .0 | .0 | .0 | .0 | .0 | .0 |
| **40m/s** | .0 | .0 | .0 | .0 | .0 | .0 | .0 | .0 | .0 | .0 | .0 | .0 | .0 | .0 | .0 | .0 | .0 |
| **100m/s** | | | | | | | | | | | | | | | | | |
| 合計 (%) | 9.2 | 38.1 | 15.3 | 10.2 | 8.2 | 4.0 | 4.5 | 2.1 | .6 | .1 | .7 | .4 | 1.6 | 1.4 | 1.1 | .9 | 98.6 |

[註1]: 風速介於 **1.0m/s~ 2.0m/s** 佔 **30.1%** 。主風向 **NNE** 佔 **38.1%** 。

[註2]: 風速平均值 = **2.3m/s** , 風速最大值 = **6.3m/s** , 其風向爲 **N** 。

[註3]: 風速小於**5m/s** 佔 **98.3%**; 介於**5~10m/s** 佔 **1.7%** ; 風速大於**10m/s** 佔 **.0%**。

[註4]: 風向介於 **N~E** 佔 **75.4%**;**E~S** 佔 **15.3%** ;**S~W** 佔 **2.0%** ;**W~N** 佔 **5.8%**; 靜風佔 **1.4%** 。

[註5]: 資料每小時記錄一次 , 合計 **704**筆 ( **97.8%**) , 檔名 : **W07BTPW0.1HA** 。

# 表6.2.46　2007年 冬季 臺北港測站 W 風速及風向聯合分佈百分比 (%) 統計表

**2006年12月 1日 0時 ~ 2007年 2月28日23時**

| 風向<br>風速 | N | NNE | NE | ENE | E | ESE | SE | SSE | S | SSW | SW | WSW | W | WNW | NW | NNW | 合計<br>(%) |
|---|---|---|---|---|---|---|---|---|---|---|---|---|---|---|---|---|---|
| **.3m/s** | 1.0 | 1.4 | 1.9 | 2.3 | 4.2 | 1.7 | .9 | .6 | .5 | .2 | .1 | .4 | 1.0 | .7 | .7 | .4 | 18.0 |
| **1m/s** | 1.8 | 3.9 | 4.0 | 3.0 | 3.1 | 1.6 | 3.3 | 1.5 | 1.0 | .3 | .2 | .3 | 1.3 | 1.3 | 1.3 | .8 | 28.8 |
| **2m/s** | 2.6 | 8.1 | 3.4 | 1.6 | .7 | .4 | 2.7 | 2.4 | .5 | .1 | .0 | .0 | .5 | .5 | .9 | .5 | 24.9 |
| **3m/s** | 2.9 | 8.5 | 1.0 | .0 | .0 | .2 | 1.2 | 2.0 | .1 | .0 | .0 | .0 | .0 | .1 | .4 | .2 | 16.6 |
| **4m/s** | .6 | 4.7 | .0 | .0 | .0 | .0 | .2 | .6 | .0 | .0 | .0 | .0 | .0 | .0 | .0 | .1 | 6.1 |
| **5m/s** | .1 | 1.2 | .0 | .0 | .0 | .0 | .0 | .1 | .0 | .0 | .0 | .0 | .0 | .0 | .0 | .0 | 1.4 |
| **6m/s** | .0 | .1 | .0 | .0 | .0 | .0 | .0 | .0 | .0 | .0 | .0 | .0 | .0 | .0 | .0 | .0 | .2 |
| **7m/s** | .0 | .0 | .0 | .0 | .0 | .0 | .0 | .0 | .0 | .0 | .0 | .0 | .0 | .0 | .0 | .0 | .0 |
| **8m/s** | .0 | .0 | .0 | .0 | .0 | .0 | .0 | .0 | .0 | .0 | .0 | .0 | .0 | .0 | .0 | .0 | .0 |
| **10m/s** | .0 | .0 | .0 | .0 | .0 | .0 | .0 | .0 | .0 | .0 | .0 | .0 | .0 | .0 | .0 | .0 | .0 |
| **12m/s** | .0 | .0 | .0 | .0 | .0 | .0 | .0 | .0 | .0 | .0 | .0 | .0 | .0 | .0 | .0 | .0 | .0 |
| **14m/s** | .0 | .0 | .0 | .0 | .0 | .0 | .0 | .0 | .0 | .0 | .0 | .0 | .0 | .0 | .0 | .0 | .0 |
| **16m/s** | .0 | .0 | .0 | .0 | .0 | .0 | .0 | .0 | .0 | .0 | .0 | .0 | .0 | .0 | .0 | .0 | .0 |
| **18m/s** | .0 | .0 | .0 | .0 | .0 | .0 | .0 | .0 | .0 | .0 | .0 | .0 | .0 | .0 | .0 | .0 | .0 |
| **20m/s** | .0 | .0 | .0 | .0 | .0 | .0 | .0 | .0 | .0 | .0 | .0 | .0 | .0 | .0 | .0 | .0 | .0 |
| **25m/s** | .0 | .0 | .0 | .0 | .0 | .0 | .0 | .0 | .0 | .0 | .0 | .0 | .0 | .0 | .0 | .0 | .0 |
| **30m/s** | .0 | .0 | .0 | .0 | .0 | .0 | .0 | .0 | .0 | .0 | .0 | .0 | .0 | .0 | .0 | .0 | .0 |
| **35m/s** | .0 | .0 | .0 | .0 | .0 | .0 | .0 | .0 | .0 | .0 | .0 | .0 | .0 | .0 | .0 | .0 | .0 |
| **40m/s** | .0 | .0 | .0 | .0 | .0 | .0 | .0 | .0 | .0 | .0 | .0 | .0 | .0 | .0 | .0 | .0 | .0 |
| **100m/s** | | | | | | | | | | | | | | | | | |
| 合計 (%) | 9.0 | 27.9 | 10.2 | 7.0 | 8.0 | 4.0 | 8.4 | 7.2 | 2.2 | .6 | .4 | .7 | 2.8 | 2.6 | 3.2 | 2.0 | 96.1 |

[註**1**]: 風速介於 **1.0m/s**~ **2.0m/s** 佔 **28.8%** 。主風向 **NNE** 佔 **27.9%** 。

[註**2**]: 風速平均值 = **2.1m/s** , 風速最大值 = **7.0m/s** , 其風向爲 **NNE**。

[註**3**]: 風速小於**5m/s** 佔 **98.3%**; 介於**5**~**10m/s** 佔 **1.7%** ; 風速大於**10m/s** 佔 **.0%**。

[註**4**]: 風向介於 **N**~**E** 佔 **56.4%**;**E**~**S** 佔 **25.2%** ;**S**~**W** 佔 **3.3%** ;**W**~**N** 佔 **11.3%**; 靜風佔 **3.9%** 。

[註**5**]: 資料每小時記錄一次 , 合計 **2149**筆 ( **99.5%**) , 檔名 : **W07WTPW0.1HY** 。

# 表6.2.47　2007年 春季 臺北港測站 W 風速及風向聯合分佈百分比 (%) 統計表

**2007年 3月 1日 0時 ~ 2007年 5月31日23時**

| 風向<br>風速 | N | NNE | NE | ENE | E | ESE | SE | SSE | S | SSW | SW | WSW | W | WNW | NW | NNW | 合計<br>(%) |
|---|---|---|---|---|---|---|---|---|---|---|---|---|---|---|---|---|---|
| **.3m/s** | .9 | .9 | 1.1 | 1.9 | 4.0 | 1.9 | 1.8 | 1.2 | 1.2 | .5 | .4 | .6 | .9 | 1.2 | .9 | .6 | 20.1 |
| **1m/s** | 1.9 | 3.2 | 1.5 | 1.4 | 1.9 | .6 | 3.8 | 3.8 | 2.1 | .4 | .5 | .2 | 1.3 | 1.8 | 2.7 | 1.5 | 28.7 |
| **2m/s** | 2.6 | 3.8 | 1.3 | .2 | .1 | .3 | 2.9 | 5.8 | 1.7 | .3 | .2 | .2 | 1.0 | 1.3 | 2.8 | .5 | 25.0 |
| **3m/s** | 1.1 | 3.2 | .5 | .0 | .0 | .0 | 1.4 | 4.4 | .0 | .0 | .0 | .0 | .2 | .5 | 1.8 | .4 | 13.6 |
| **4m/s** | .6 | 1.9 | .0 | .0 | .0 | .0 | .1 | 1.6 | .0 | .0 | .0 | .0 | .0 | .2 | .3 | .0 | 4.8 |
| **5m/s** | .2 | .3 | .0 | .0 | .0 | .0 | .0 | .1 | .0 | .0 | .0 | .0 | .0 | .0 | .0 | .0 | .6 |
| **6m/s** | .0 | .2 | .0 | .0 | .0 | .0 | .0 | .0 | .0 | .0 | .0 | .0 | .0 | .0 | .0 | .0 | .2 |
| **7m/s** | .0 | .0 | .0 | .0 | .0 | .0 | .0 | .0 | .0 | .0 | .0 | .0 | .0 | .0 | .0 | .0 | .0 |
| **8m/s** | .0 | .0 | .0 | .0 | .0 | .0 | .0 | .0 | .0 | .0 | .0 | .0 | .0 | .0 | .0 | .0 | .0 |
| **10m/s** | .0 | .0 | .0 | .0 | .0 | .0 | .0 | .0 | .0 | .0 | .0 | .0 | .0 | .0 | .0 | .0 | .0 |
| **12m/s** | .0 | .0 | .0 | .0 | .0 | .0 | .0 | .0 | .0 | .0 | .0 | .0 | .0 | .0 | .0 | .0 | .0 |
| **14m/s** | .0 | .0 | .0 | .0 | .0 | .0 | .0 | .0 | .0 | .0 | .0 | .0 | .0 | .0 | .0 | .0 | .0 |
| **16m/s** | .0 | .0 | .0 | .0 | .0 | .0 | .0 | .0 | .0 | .0 | .0 | .0 | .0 | .0 | .0 | .0 | .0 |
| **18m/s** | .0 | .0 | .0 | .0 | .0 | .0 | .0 | .0 | .0 | .0 | .0 | .0 | .0 | .0 | .0 | .0 | .0 |
| **20m/s** | .0 | .0 | .0 | .0 | .0 | .0 | .0 | .0 | .0 | .0 | .0 | .0 | .0 | .0 | .0 | .0 | .0 |
| **25m/s** | .0 | .0 | .0 | .0 | .0 | .0 | .0 | .0 | .0 | .0 | .0 | .0 | .0 | .0 | .0 | .0 | .0 |
| **30m/s** | .0 | .0 | .0 | .0 | .0 | .0 | .0 | .0 | .0 | .0 | .0 | .0 | .0 | .0 | .0 | .0 | .0 |
| **35m/s** | .0 | .0 | .0 | .0 | .0 | .0 | .0 | .0 | .0 | .0 | .0 | .0 | .0 | .0 | .0 | .0 | .0 |
| **40m/s** | .0 | .0 | .0 | .0 | .0 | .0 | .0 | .0 | .0 | .0 | .0 | .0 | .0 | .0 | .0 | .0 | .0 |
| **100m/s** | | | | | | | | | | | | | | | | | |
| 合計 (%) | 7.3 | 13.5 | 4.4 | 3.4 | 6.1 | 2.8 | 10.1 | 17.0 | 5.1 | 1.2 | 1.1 | 1.1 | 3.4 | 5.1 | 8.6 | 3.0 | 93.1 |

[註**1**]: 風速介於 **1.0m/s**~ **2.0m/s** 佔 **28.7%** 。主風向 **SSE** 佔 **17.0%** 。

[註**2**]: 風速平均值 = **1.9m/s** , 風速最大值 = **6.5m/s** , 其風向爲 **NNE**。

[註**3**]: 風速小於**5m/s** 佔 **99.2%**; 介於**5**~**10m/s** 佔 **.8%** ; 風速大於**10m/s** 佔 **.0%**。

[註**4**]: 風向介於 **N**~**E** 佔 **29.9%**;**E**~**S** 佔 **36.0%** ;**S**~**W** 佔 **6.8%** ;**W**~**N** 佔 **20.4%**; 靜風佔 **6.9%** 。

[註**5**]: 資料每小時記錄一次 , 合計 **2208**筆 (**100.0%**) , 檔名 : **W07NTPW0.1HY** 。

# 表6.2.48　2007年 夏季 臺北港測站 W 風速及風向聯合分佈百分比 (%) 統計表

**2007年 6月 1日 0時 ~ 2007年 8月31日23時**

| 風向<br>風速 | N | NNE | NE | ENE | E | ESE | SE | SSE | S | SSW | SW | WSW | W | WNW | NW | NNW | 合計<br>(%) |
|---|---|---|---|---|---|---|---|---|---|---|---|---|---|---|---|---|---|
| **.3m/s** | .9 | .7 | .8 | 1.6 | 5.1 | 2.2 | 2.6 | 2.2 | 1.8 | .5 | .7 | .6 | 1.4 | 1.2 | 1.3 | .5 | 24.2 |
| **1m/s** | 1.2 | .9 | .7 | .3 | .9 | 1.0 | 4.7 | 8.6 | 3.1 | .8 | 1.1 | .9 | 1.9 | 3.1 | 2.5 | .6 | 32.3 |
| **2m/s** | .7 | .8 | .1 | .0 | .2 | .9 | 2.7 | 5.8 | .7 | .0 | .1 | .9 | 1.7 | 2.0 | 3.6 | .7 | 21.1 |
| **3m/s** | .3 | .1 | .0 | .0 | .1 | .3 | 1.3 | 1.3 | .1 | .0 | .0 | .3 | 1.0 | 1.2 | 3.4 | .2 | 9.6 |
| **4m/s** | .1 | .2 | .0 | .0 | .2 | .2 | .3 | .2 | .1 | .0 | .0 | .0 | .6 | .4 | 1.2 | .0 | 3.6 |
| **5m/s** | .0 | .0 | .0 | .0 | .0 | .2 | .3 | .0 | .0 | .0 | .0 | .0 | .1 | .0 | .0 | .0 | .7 |
| **6m/s** | .0 | .0 | .0 | .0 | .0 | .0 | .0 | .0 | .0 | .0 | .0 | .0 | .0 | .0 | .0 | .0 | .0 |
| **7m/s** | .0 | .0 | .0 | .0 | .0 | .0 | .1 | .0 | .0 | .0 | .0 | .0 | .0 | .0 | .0 | .0 | .1 |
| **8m/s** | .0 | .0 | .0 | .0 | .0 | .0 | .0 | .0 | .0 | .0 | .0 | .0 | .0 | .0 | .0 | .0 | .0 |
| **10m/s** | .0 | .0 | .0 | .0 | .0 | .0 | .0 | .0 | .0 | .0 | .0 | .0 | .0 | .0 | .0 | .0 | .0 |
| **12m/s** | .0 | .0 | .0 | .0 | .0 | .0 | .0 | .0 | .0 | .0 | .0 | .0 | .0 | .0 | .0 | .0 | .0 |
| **14m/s** | .0 | .0 | .0 | .0 | .0 | .0 | .0 | .0 | .0 | .0 | .0 | .0 | .0 | .0 | .0 | .0 | .0 |
| **16m/s** | .0 | .0 | .0 | .0 | .0 | .0 | .0 | .0 | .0 | .0 | .0 | .0 | .0 | .0 | .0 | .0 | .0 |
| **18m/s** | .0 | .0 | .0 | .0 | .0 | .0 | .0 | .0 | .0 | .0 | .0 | .0 | .0 | .0 | .0 | .0 | .0 |
| **20m/s** | .0 | .0 | .0 | .0 | .0 | .0 | .0 | .0 | .0 | .0 | .0 | .0 | .0 | .0 | .0 | .0 | .0 |
| **25m/s** | .0 | .0 | .0 | .0 | .0 | .0 | .0 | .0 | .0 | .0 | .0 | .0 | .0 | .0 | .0 | .0 | .0 |
| **30m/s** | .0 | .0 | .0 | .0 | .0 | .0 | .0 | .0 | .0 | .0 | .0 | .0 | .0 | .0 | .0 | .0 | .0 |
| **35m/s** | .0 | .0 | .0 | .0 | .0 | .0 | .0 | .0 | .0 | .0 | .0 | .0 | .0 | .0 | .0 | .0 | .0 |
| **40m/s** | .0 | .0 | .0 | .0 | .0 | .0 | .0 | .0 | .0 | .0 | .0 | .0 | .0 | .0 | .0 | .0 | .0 |
| **100m/s** | | | | | | | | | | | | | | | | | |
| 合計 (%) | 3.3 | 2.8 | 1.6 | 1.9 | 6.6 | 4.7 | 12.0 | 18.2 | 5.8 | 1.4 | 1.9 | 2.7 | 6.7 | 7.9 | 12.1 | 2.1 | 91.6 |

[註1]: 風速介於 **1.0m/s~ 2.0m/s** 佔 **32.3%** 。主風向 **SSE** 佔 **18.2%** 。

[註2]: 風速平均值 = **1.7m/s** , 風速最大值 = **7.8m/s** , 其風向爲 **SE** 。

[註3]: 風速小於**5m/s** 佔 **99.1%**; 介於**5~10m/s** 佔 **.9%** ; 風速大於**10m/s** 佔 **.0%**。

[註4]: 風向介於 **N~E** 佔 **11.1%**;**E~S** 佔 **42.6%** ;**S~W** 佔 **9.9%** ;**W~N** 佔 **28.0%**; 靜風佔 **8.4%** 。

[註5]: 資料每小時記錄一次 , 合計 **2190**筆 ( **99.2%**) , 檔名 : **W07STPW0.1HY** 。

# 表6.2.49　2007年 秋季 臺北港測站 W 風速及風向聯合分佈百分比 (%) 統計表

**2007年 9月 1日 0時 ~ 2007年11月30日23時**

| 風向<br>風速 | N | NNE | NE | ENE | E | ESE | SE | SSE | S | SSW | SW | WSW | W | WNW | NW | NNW | 合計<br>(%) |
|---|---|---|---|---|---|---|---|---|---|---|---|---|---|---|---|---|---|
| **.3m/s** | .7 | 1.0 | 1.5 | 2.3 | 4.7 | 1.7 | 1.1 | .5 | .5 | .0 | .2 | .2 | 1.1 | .2 | .4 | .2 | 16.3 |
| **1m/s** | 1.5 | 4.6 | 5.3 | 3.7 | 3.7 | 2.6 | 3.3 | 2.1 | 1.1 | .1 | .2 | .3 | .7 | 1.0 | .5 | .3 | 31.0 |
| **2m/s** | 2.3 | 9.0 | 4.6 | 2.1 | .8 | 2.0 | 3.6 | 2.0 | .3 | .0 | .2 | .2 | .0 | .4 | .3 | .2 | 28.0 |
| **3m/s** | 1.7 | 8.0 | 1.1 | .0 | .0 | .5 | 1.7 | .5 | .0 | .0 | .0 | .0 | .0 | .0 | .1 | .0 | 13.7 |
| **4m/s** | .8 | 3.2 | .0 | .0 | .0 | .0 | .4 | .1 | .0 | .1 | .0 | .0 | .0 | .0 | .0 | .2 | 5.2 |
| **5m/s** | .6 | .5 | .0 | .0 | .0 | .0 | .1 | .0 | .0 | .1 | .0 | .0 | .0 | .0 | .0 | .1 | 1.6 |
| **6m/s** | .3 | .0 | .0 | .0 | .0 | .0 | .0 | .1 | .0 | .0 | .0 | .0 | .0 | .0 | .0 | .0 | .6 |
| **7m/s** | .1 | .0 | .0 | .0 | .0 | .0 | .0 | .0 | .0 | .0 | .0 | .0 | .0 | .0 | .0 | .0 | .2 |
| **8m/s** | .1 | .0 | .0 | .0 | .0 | .0 | .0 | .0 | .0 | .0 | .0 | .0 | .0 | .0 | .0 | .0 | .1 |
| **10m/s** | .1 | .0 | .0 | .0 | .0 | .0 | .0 | .0 | .0 | .0 | .0 | .0 | .0 | .0 | .0 | .0 | .1 |
| **12m/s** | .0 | .0 | .0 | .0 | .0 | .0 | .0 | .0 | .0 | .0 | .0 | .0 | .0 | .0 | .0 | .0 | .0 |
| **14m/s** | .0 | .0 | .0 | .0 | .0 | .0 | .0 | .0 | .0 | .0 | .0 | .0 | .0 | .0 | .0 | .0 | .0 |
| **16m/s** | .0 | .0 | .0 | .0 | .0 | .0 | .0 | .0 | .0 | .0 | .0 | .0 | .0 | .0 | .0 | .0 | .0 |
| **18m/s** | .0 | .0 | .0 | .0 | .0 | .0 | .0 | .0 | .0 | .0 | .0 | .0 | .0 | .0 | .0 | .0 | .0 |
| **20m/s** | .0 | .0 | .0 | .0 | .0 | .0 | .0 | .0 | .0 | .0 | .0 | .0 | .0 | .0 | .0 | .0 | .0 |
| **25m/s** | .0 | .0 | .0 | .0 | .0 | .0 | .0 | .0 | .0 | .0 | .0 | .0 | .0 | .0 | .0 | .0 | .0 |
| **30m/s** | .0 | .0 | .0 | .0 | .0 | .0 | .0 | .0 | .0 | .0 | .0 | .0 | .0 | .0 | .0 | .0 | .0 |
| **35m/s** | .0 | .0 | .0 | .0 | .0 | .0 | .0 | .0 | .0 | .0 | .0 | .0 | .0 | .0 | .0 | .0 | .0 |
| **40m/s** | .0 | .0 | .0 | .0 | .0 | .0 | .0 | .0 | .0 | .0 | .0 | .0 | .0 | .0 | .0 | .0 | .0 |
| **100m/s** | | | | | | | | | | | | | | | | | |
| 合計 (%) | 8.2 | 26.4 | 12.5 | 8.2 | 9.2 | 6.9 | 10.2 | 5.4 | 1.9 | .4 | .6 | .8 | 1.9 | 1.7 | 1.4 | 1.2 | 96.8 |

[註1]: 風速介於 **1.0m/s~ 2.0m/s** 佔 **31.0%** 。主風向 **NNE** 佔 **26.4%** 。

[註2]: 風速平均值 = **2.1m/s** , 風速最大值 = **11.0m/s** , 其風向爲 **N** 。

[註3]: 風速小於**5m/s** 佔 **97.3%**; 介於**5~10m/s** 佔 **2.5%** ; 風速大於**10m/s** 佔 **.1%**。

[註4]: 風向介於 **N~E** 佔 **58.2%**;**E~S** 佔 **28.8%** ;**S~W** 佔 **3.2%** ;**W~N** 佔 **6.6%**; 靜風佔 **3.2%** 。

[註5]: 資料每小時記錄一次 , 合計 **2163**筆 ( **99.0%**) , 檔名 : **W07FTPW0.1HY** 。

# 表6.2.50　2007年 整年 臺北港測站 W 風速及風向聯合分佈百分比 (%) 統計表

**2006年12月 1日 0時 ~ 2007年11月30日23時**

| 風向<br>風速 | N | NNE | NE | ENE | E | ESE | SE | SSE | S | SSW | SW | WSW | W | WNW | NW | NNW | 合計<br>(%) |
|---|---|---|---|---|---|---|---|---|---|---|---|---|---|---|---|---|---|
| **.3m/s** | .9 | 1.0 | 1.3 | 2.0 | 4.5 | 1.9 | 1.6 | 1.1 | 1.0 | .3 | .4 | .4 | 1.1 | .8 | .8 | .4 | 19.7 |
| **1m/s** | 1.6 | 3.1 | 2.8 | 2.1 | 2.4 | 1.5 | 3.8 | 4.0 | 1.8 | .4 | .5 | .4 | 1.3 | 1.8 | 1.8 | .8 | 30.2 |
| **2m/s** | 2.0 | 5.4 | 2.3 | 1.0 | .4 | .9 | 3.0 | 4.0 | .8 | .1 | .1 | .4 | .8 | 1.1 | 1.9 | .5 | 24.8 |
| **3m/s** | 1.5 | 4.9 | .6 | .0 | .0 | .2 | 1.4 | 2.1 | .1 | .0 | .0 | .1 | .3 | .5 | 1.4 | .2 | 13.3 |
| **4m/s** | .5 | 2.5 | .0 | .0 | .1 | .1 | .3 | .6 | .0 | .0 | .0 | .0 | .2 | .1 | .4 | .1 | 4.9 |
| **5m/s** | .3 | .5 | .0 | .0 | .0 | .0 | .1 | .1 | .0 | .0 | .0 | .0 | .0 | .0 | .0 | .0 | 1.1 |
| **6m/s** | .1 | .1 | .0 | .0 | .0 | .0 | .0 | .0 | .0 | .0 | .0 | .0 | .0 | .0 | .0 | .0 | .3 |
| **7m/s** | .0 | .0 | .0 | .0 | .0 | .0 | .0 | .0 | .0 | .0 | .0 | .0 | .0 | .0 | .0 | .0 | .1 |
| **8m/s** | .0 | .0 | .0 | .0 | .0 | .0 | .0 | .0 | .0 | .0 | .0 | .0 | .0 | .0 | .0 | .0 | .0 |
| **10m/s** | .0 | .0 | .0 | .0 | .0 | .0 | .0 | .0 | .0 | .0 | .0 | .0 | .0 | .0 | .0 | .0 | .0 |
| **12m/s** | .0 | .0 | .0 | .0 | .0 | .0 | .0 | .0 | .0 | .0 | .0 | .0 | .0 | .0 | .0 | .0 | .0 |
| **14m/s** | .0 | .0 | .0 | .0 | .0 | .0 | .0 | .0 | .0 | .0 | .0 | .0 | .0 | .0 | .0 | .0 | .0 |
| **16m/s** | .0 | .0 | .0 | .0 | .0 | .0 | .0 | .0 | .0 | .0 | .0 | .0 | .0 | .0 | .0 | .0 | .0 |
| **18m/s** | .0 | .0 | .0 | .0 | .0 | .0 | .0 | .0 | .0 | .0 | .0 | .0 | .0 | .0 | .0 | .0 | .0 |
| **20m/s** | .0 | .0 | .0 | .0 | .0 | .0 | .0 | .0 | .0 | .0 | .0 | .0 | .0 | .0 | .0 | .0 | .0 |
| **25m/s** | .0 | .0 | .0 | .0 | .0 | .0 | .0 | .0 | .0 | .0 | .0 | .0 | .0 | .0 | .0 | .0 | .0 |
| **30m/s** | .0 | .0 | .0 | .0 | .0 | .0 | .0 | .0 | .0 | .0 | .0 | .0 | .0 | .0 | .0 | .0 | .0 |
| **35m/s** | .0 | .0 | .0 | .0 | .0 | .0 | .0 | .0 | .0 | .0 | .0 | .0 | .0 | .0 | .0 | .0 | .0 |
| **40m/s** | .0 | .0 | .0 | .0 | .0 | .0 | .0 | .0 | .0 | .0 | .0 | .0 | .0 | .0 | .0 | .0 | .0 |
| **100m/s** | | | | | | | | | | | | | | | | | |
| 合計 (%) | 6.9 | 17.6 | 7.2 | 5.1 | 7.5 | 4.6 | 10.1 | 12.0 | 3.8 | .9 | 1.0 | 1.3 | 3.7 | 4.3 | 6.3 | 2.1 | 94.4 |

[註1]: 風速介於 **1.0m/s~ 2.0m/s** 佔 **30.2%** 。主風向 **NNE** 佔 **17.6%** 。

[註2]: 風速平均值 **= 1.9m/s** , 風速最大值 **= 11.0m/s** , 其風向爲 **N** 。

[註3]: 風速小於**5m/s** 佔 **98.5%**; 介於**5~10m/s** 佔 **1.5%** ; 風速大於**10m/s** 佔 **.0%**。

[註4]: 風向介於 **N~E** 佔 **38.7%**;**E~S** 佔 **33.2%** ;**S~W** 佔 **5.8%** ;**W~N** 佔 **16.6%**; 靜風佔 **5.6%** 。

[註5]: 資料每小時記錄一次 , 合計 **8710**筆 ( **99.4%**) , 檔名 : **W070TPW0.1HY** 。

# 表6.2.51　歷年 12月 臺北港測站 W 風速及風向聯合分佈百分比 (%) 統計表

**2004年12月 1日 0時 ~ 2006年12月31日23時**

| 風向<br>風速 | N | NNE | NE | ENE | E | ESE | SE | SSE | S | SSW | SW | WSW | W | WNW | NW | NNW | 合計<br>(%) |
|---|---|---|---|---|---|---|---|---|---|---|---|---|---|---|---|---|---|
| **.3m/s** | .9 | 1.2 | 1.4 | 2.8 | 4.3 | 1.8 | 1.1 | .6 | .4 | .3 | .3 | .4 | .5 | .4 | .3 | .4 | 17.0 |
| **1m/s** | 1.8 | 3.9 | 4.4 | 3.6 | 5.3 | 2.1 | 2.8 | 1.7 | .8 | .2 | .3 | .3 | .7 | .7 | .6 | .8 | 30.0 |
| **2m/s** | 4.0 | 6.8 | 5.5 | 2.8 | 1.8 | 1.3 | 2.3 | 1.3 | .4 | .0 | .0 | .0 | .3 | .3 | .4 | .5 | 27.8 |
| **3m/s** | 3.2 | 6.2 | 1.6 | .2 | 1.0 | .8 | 1.3 | .4 | .0 | .0 | .0 | .0 | .0 | .0 | .2 | .4 | 15.3 |
| **4m/s** | 1.3 | 2.9 | .1 | .0 | .3 | .0 | .3 | .0 | .0 | .0 | .0 | .0 | .0 | .0 | .1 | .1 | 5.2 |
| **5m/s** | .1 | .5 | .0 | .0 | .1 | .0 | .0 | .0 | .0 | .0 | .0 | .0 | .0 | .0 | .0 | .0 | .8 |
| **6m/s** | .0 | .0 | .0 | .0 | .0 | .0 | .0 | .0 | .0 | .0 | .0 | .0 | .0 | .0 | .0 | .0 | .0 |
| **7m/s** | .0 | .0 | .0 | .0 | .0 | .0 | .0 | .0 | .0 | .0 | .0 | .0 | .0 | .0 | .0 | .0 | .0 |
| **8m/s** | .0 | .0 | .0 | .0 | .0 | .0 | .0 | .0 | .0 | .0 | .0 | .0 | .0 | .0 | .0 | .0 | .0 |
| **10m/s** | .0 | .0 | .0 | .0 | .0 | .0 | .0 | .0 | .0 | .0 | .0 | .0 | .0 | .0 | .0 | .0 | .0 |
| **12m/s** | .0 | .0 | .0 | .0 | .0 | .0 | .0 | .0 | .0 | .0 | .0 | .0 | .0 | .0 | .0 | .0 | .0 |
| **14m/s** | .0 | .0 | .0 | .0 | .0 | .0 | .0 | .0 | .0 | .0 | .0 | .0 | .0 | .0 | .0 | .0 | .0 |
| **16m/s** | .0 | .0 | .0 | .0 | .0 | .0 | .0 | .0 | .0 | .0 | .0 | .0 | .0 | .0 | .0 | .0 | .0 |
| **18m/s** | .0 | .0 | .0 | .0 | .0 | .0 | .0 | .0 | .0 | .0 | .0 | .0 | .0 | .0 | .0 | .0 | .0 |
| **20m/s** | .0 | .0 | .0 | .0 | .0 | .0 | .0 | .0 | .0 | .0 | .0 | .0 | .0 | .0 | .0 | .0 | .0 |
| **25m/s** | .0 | .0 | .0 | .0 | .0 | .0 | .0 | .0 | .0 | .0 | .0 | .0 | .0 | .0 | .0 | .0 | .0 |
| **30m/s** | .0 | .0 | .0 | .0 | .0 | .0 | .0 | .0 | .0 | .0 | .0 | .0 | .0 | .0 | .0 | .0 | .0 |
| **35m/s** | .0 | .0 | .0 | .0 | .0 | .0 | .0 | .0 | .0 | .0 | .0 | .0 | .0 | .0 | .0 | .0 | .0 |
| **40m/s** | .0 | .0 | .0 | .0 | .0 | .0 | .0 | .0 | .0 | .0 | .0 | .0 | .0 | .0 | .0 | .0 | .0 |
| **100m/s** | | | | | | | | | | | | | | | | | |
| 合計 (%) | 11.4 | 21.5 | 13.0 | 9.5 | 12.8 | 6.1 | 7.8 | 4.1 | 1.6 | .6 | .5 | .8 | 1.5 | 1.3 | 1.6 | 2.1 | 96.2 |

[註**1**]: 風速介於 **1.0m/s~ 2.0m/s** 佔 **30.0%** 。主風向 **NNE** 佔 **21.5%** 。

[註**2**]: 風速平均值 **= 2.0m/s** , 風速最大值 **= 6.0m/s** , 其風向爲 **N** 。

[註**3**]: 風速小於**5m/s** 佔 **99.2%**; 介於**5~10m/s** 佔 **.8%** ; 風速大於**10m/s** 佔 **.0%**。

[註**4**]: 風向介於 **N~E** 佔 **58.5%**;**E~S** 佔 **27.1%** ;**S~W** 佔 **3.0%** ;**W~N** 佔 **7.6%**; 靜風佔 **3.8%** 。

[註**5**]: 資料每小時記錄一次 , 合計 **2230**筆 ( **99.9%**) , 檔名 : **W44CTPW0.1HY** 。

# 表6.2.52　歷年 1月 臺北港測站 W 風速及風向聯合分佈百分比 (%) 統計表

**2004年 1月 1日 0時 ~ 2007年 1月31日23時**

| 風向<br>風速 | N | NNE | NE | ENE | E | ESE | SE | SSE | S | SSW | SW | WSW | W | WNW | NW | NNW | 合計<br>(%) |
|---|---|---|---|---|---|---|---|---|---|---|---|---|---|---|---|---|---|
| **.3m/s** | 1.5 | .9 | 1.7 | 1.9 | 3.9 | 1.6 | .6 | .7 | .5 | .3 | .0 | .4 | 1.1 | .9 | .7 | .6 | 17.3 |
| **1m/s** | 2.6 | 3.7 | 3.3 | 2.3 | 3.4 | .7 | 2.0 | 1.4 | 1.3 | .4 | .3 | .4 | 1.3 | 1.8 | 2.0 | 1.3 | 27.9 |
| **2m/s** | 4.0 | 8.0 | 4.3 | 1.9 | .3 | .3 | 1.5 | 2.2 | .4 | .1 | .0 | .0 | .4 | .9 | .8 | .5 | 25.5 |
| **3m/s** | 3.5 | 8.1 | .9 | .2 | .0 | .0 | .8 | 1.8 | .1 | .0 | .0 | .0 | .0 | .3 | .2 | .1 | 16.1 |
| **4m/s** | .9 | 5.2 | .1 | .0 | .0 | .0 | .2 | .6 | .1 | .0 | .0 | .0 | .0 | .0 | .0 | .0 | 7.2 |
| **5m/s** | .1 | 1.2 | .0 | .0 | .0 | .0 | .3 | .0 | .0 | .0 | .0 | .0 | .0 | .0 | .0 | .0 | 1.5 |
| **6m/s** | .0 | .1 | .0 | .0 | .0 | .0 | .1 | .1 | .0 | .0 | .0 | .0 | .0 | .0 | .0 | .0 | .2 |
| **7m/s** | .0 | .0 | .0 | .0 | .0 | .0 | .1 | .0 | .0 | .0 | .0 | .0 | .0 | .0 | .0 | .0 | .1 |
| **8m/s** | .0 | .0 | .0 | .0 | .0 | .0 | .0 | .0 | .0 | .0 | .0 | .0 | .0 | .0 | .0 | .0 | .0 |
| **10m/s** | .0 | .0 | .0 | .0 | .0 | .0 | .0 | .0 | .0 | .0 | .0 | .0 | .0 | .0 | .0 | .0 | .0 |
| **12m/s** | .0 | .0 | .0 | .0 | .0 | .0 | .0 | .0 | .0 | .0 | .0 | .0 | .0 | .0 | .0 | .0 | .0 |
| **14m/s** | .0 | .0 | .0 | .0 | .0 | .0 | .0 | .0 | .0 | .0 | .0 | .0 | .0 | .0 | .0 | .0 | .0 |
| **16m/s** | .0 | .0 | .0 | .0 | .0 | .0 | .0 | .0 | .0 | .0 | .0 | .0 | .0 | .0 | .0 | .0 | .0 |
| **18m/s** | .0 | .0 | .0 | .0 | .0 | .0 | .0 | .0 | .0 | .0 | .0 | .0 | .0 | .0 | .0 | .0 | .0 |
| **20m/s** | .0 | .0 | .0 | .0 | .0 | .0 | .0 | .0 | .0 | .0 | .0 | .0 | .0 | .0 | .0 | .0 | .0 |
| **25m/s** | .0 | .0 | .0 | .0 | .0 | .0 | .0 | .0 | .0 | .0 | .0 | .0 | .0 | .0 | .0 | .0 | .0 |
| **30m/s** | .0 | .0 | .0 | .0 | .0 | .0 | .0 | .0 | .0 | .0 | .0 | .0 | .0 | .0 | .0 | .0 | .0 |
| **35m/s** | .0 | .0 | .0 | .0 | .0 | .0 | .0 | .0 | .0 | .0 | .0 | .0 | .0 | .0 | .0 | .0 | .0 |
| **40m/s** | .0 | .0 | .0 | .0 | .0 | .0 | .0 | .0 | .0 | .0 | .0 | .0 | .0 | .0 | .0 | .0 | .0 |
| **100m/s** | | | | | | | | | | | | | | | | | |
| 合計 (%) | 12.6 | 27.2 | 10.2 | 6.3 | 7.6 | 2.5 | 5.6 | 6.9 | 2.4 | .7 | .3 | .7 | 2.8 | 3.9 | 3.6 | 2.5 | 95.8 |

[註1]: 風速介於 **1.0m/s~ 2.0m/s** 佔 **27.9%** 。主風向 **NNE** 佔 **27.2%** 。

[註2]: 風速平均值 = **2.1m/s** , 風速最大值 = **8.5m/s** , 其風向爲 **SSE**。

[註3]: 風速小於**5m/s** 佔 **98.1%**; 介於**5~10m/s** 佔 **1.9%** ; 風速大於**10m/s** 佔 **.0%**。

[註4]: 風向介於 **N~E** 佔 **57.6%**;**E~S** 佔 **20.7%** ;**S~W** 佔 **3.5%** ;**W~N** 佔 **14.1%**; 靜風佔 **4.2%** 。

[註5]: 資料每小時記錄一次 , 合計 **2792**筆 ( **93.8%**) , 檔名 : **W441TPW0.1HY** 。

# 表6.2.53　歷年 2月 臺北港測站 W 風速及風向聯合分佈百分比 (%) 統計表

**2004年 2月 1日 0時 ~ 2007年 2月28日23時**

| 風向<br>風速 | N | NNE | NE | ENE | E | ESE | SE | SSE | S | SSW | SW | WSW | W | WNW | NW | NNW | 合計<br>(%) |
|---|---|---|---|---|---|---|---|---|---|---|---|---|---|---|---|---|---|
| **.3m/s** | 1.1 | .7 | 1.1 | 1.7 | 4.0 | 1.1 | 1.0 | .7 | 1.0 | .2 | .4 | .6 | 1.9 | 2.0 | 1.3 | .5 | 19.2 |
| **1m/s** | 2.4 | 2.3 | 1.5 | 1.6 | 3.2 | 1.0 | 2.1 | 1.1 | 1.0 | .3 | .2 | .4 | 2.5 | 3.9 | 1.8 | 1.3 | 26.6 |
| **2m/s** | 2.8 | 4.2 | 2.7 | 1.1 | .6 | .4 | 2.3 | 2.8 | .5 | .0 | .0 | .1 | .8 | 2.0 | 1.5 | .8 | 22.6 |
| **3m/s** | 2.3 | 4.9 | 1.7 | .3 | .2 | .5 | 2.3 | 2.3 | .1 | .0 | .0 | .0 | .2 | .7 | .3 | .3 | 16.3 |
| **4m/s** | .9 | 4.0 | .4 | .1 | .0 | .0 | .7 | 1.0 | .0 | .0 | .0 | .0 | .1 | .0 | .0 | .0 | 7.2 |
| **5m/s** | .1 | 2.0 | .0 | .0 | .0 | .0 | .4 | .1 | .0 | .0 | .0 | .0 | .0 | .0 | .0 | .0 | 2.6 |
| **6m/s** | .0 | .6 | .0 | .0 | .0 | .0 | .0 | .0 | .0 | .0 | .0 | .0 | .0 | .0 | .0 | .0 | .6 |
| **7m/s** | .0 | .0 | .0 | .0 | .0 | .0 | .0 | .0 | .0 | .0 | .0 | .0 | .0 | .0 | .0 | .0 | .0 |
| **8m/s** | .0 | .0 | .0 | .0 | .0 | .0 | .0 | .0 | .0 | .0 | .0 | .0 | .0 | .0 | .0 | .0 | .0 |
| **10m/s** | .0 | .0 | .0 | .0 | .0 | .0 | .0 | .0 | .0 | .0 | .0 | .0 | .0 | .0 | .0 | .0 | .0 |
| **12m/s** | .0 | .0 | .0 | .0 | .0 | .0 | .0 | .0 | .0 | .0 | .0 | .0 | .0 | .0 | .0 | .0 | .0 |
| **14m/s** | .0 | .0 | .0 | .0 | .0 | .0 | .0 | .0 | .0 | .0 | .0 | .0 | .0 | .0 | .0 | .0 | .0 |
| **16m/s** | .0 | .0 | .0 | .0 | .0 | .0 | .0 | .0 | .0 | .0 | .0 | .0 | .0 | .0 | .0 | .0 | .0 |
| **18m/s** | .0 | .0 | .0 | .0 | .0 | .0 | .0 | .0 | .0 | .0 | .0 | .0 | .0 | .0 | .0 | .0 | .0 |
| **20m/s** | .0 | .0 | .0 | .0 | .0 | .0 | .0 | .0 | .0 | .0 | .0 | .0 | .0 | .0 | .0 | .0 | .0 |
| **25m/s** | .0 | .0 | .0 | .0 | .0 | .0 | .0 | .0 | .0 | .0 | .0 | .0 | .0 | .0 | .0 | .0 | .0 |
| **30m/s** | .0 | .0 | .0 | .0 | .0 | .0 | .0 | .0 | .0 | .0 | .0 | .0 | .0 | .0 | .0 | .0 | .0 |
| **35m/s** | .0 | .0 | .0 | .0 | .0 | .0 | .0 | .0 | .0 | .0 | .0 | .0 | .0 | .0 | .0 | .0 | .0 |
| **40m/s** | .0 | .0 | .0 | .0 | .0 | .0 | .0 | .0 | .0 | .0 | .0 | .0 | .0 | .0 | .0 | .0 | .0 |
| **100m/s** | | | | | | | | | | | | | | | | | |
| 合計 (%) | 9.5 | 18.6 | 7.3 | 4.9 | 8.0 | 3.1 | 8.8 | 8.2 | 2.6 | .5 | .7 | 1.1 | 5.5 | 8.7 | 4.9 | 3.0 | 95.1 |

[註1]: 風速介於 **1.0m/s~ 2.0m/s** 佔 **26.6%** 。主風向 **NNE** 佔 **18.6%** 。

[註2]: 風速平均值 = **2.1m/s** , 風速最大值 = **7.2m/s** , 其風向爲 **NNE**。

[註3]: 風速小於**5m/s** 佔 **96.8%**; 介於**5~10m/s** 佔 **3.2%** ; 風速大於**10m/s** 佔 **.0%**。

[註4]: 風向介於 **N~E** 佔 **41.4%**;**E~S** 佔 **26.7%** ;**S~W** 佔 **4.4%** ;**W~N** 佔 **22.6%**; 靜風佔 **4.9%** 。

[註5]: 資料每小時記錄一次 , 合計 **2704**筆 ( **99.7%**) , 檔名 : **W442TPW0.1HY** 。

# 表6.2.54　歷年 3月 臺北港測站 W 風速及風向聯合分佈百分比 (%) 統計表

**2004年 3月 1日 0時 ~ 2007年 3月31日23時**

| 風向<br>風速 | N | NNE | NE | ENE | E | ESE | SE | SSE | S | SSW | SW | WSW | W | WNW | NW | NNW | 合計<br>(%) |
|---|---|---|---|---|---|---|---|---|---|---|---|---|---|---|---|---|---|
| **.3m/s** | 1.0 | .9 | 1.2 | 1.9 | 3.2 | 1.5 | 1.1 | .8 | 1.1 | .4 | .2 | .4 | 1.3 | .9 | .8 | .6 | 17.6 |
| **1m/s** | 2.9 | 2.8 | 2.1 | 2.2 | 3.2 | 1.0 | 2.6 | 1.7 | 1.6 | .2 | .3 | .3 | 1.9 | 2.0 | 1.8 | 1.5 | 28.1 |
| **2m/s** | 3.6 | 4.9 | 3.2 | 1.0 | .6 | .4 | 2.2 | 3.9 | .7 | .2 | .0 | .1 | .6 | 1.8 | 1.3 | .6 | 25.1 |
| **3m/s** | 2.7 | 5.7 | 1.3 | .1 | .0 | .1 | 1.2 | 2.0 | .1 | .0 | .0 | .0 | .1 | .5 | .5 | .2 | 14.7 |
| **4m/s** | .5 | 3.6 | .1 | .0 | .0 | .0 | .5 | 1.3 | .0 | .0 | .0 | .0 | .0 | .1 | .2 | .1 | 6.5 |
| **5m/s** | .2 | 1.3 | .0 | .0 | .0 | .0 | .2 | .2 | .0 | .0 | .0 | .0 | .0 | .0 | .0 | .0 | 1.9 |
| **6m/s** | .0 | .2 | .0 | .0 | .0 | .0 | .0 | .0 | .0 | .0 | .0 | .0 | .0 | .0 | .0 | .0 | .3 |
| **7m/s** | .0 | .0 | .0 | .0 | .0 | .0 | .0 | .0 | .0 | .0 | .0 | .0 | .0 | .0 | .0 | .0 | .0 |
| **8m/s** | .0 | .0 | .0 | .0 | .0 | .0 | .0 | .0 | .0 | .0 | .0 | .0 | .0 | .0 | .0 | .0 | .0 |
| **10m/s** | .0 | .0 | .0 | .0 | .0 | .0 | .0 | .0 | .0 | .0 | .0 | .0 | .0 | .0 | .0 | .0 | .0 |
| **12m/s** | .0 | .0 | .0 | .0 | .0 | .0 | .0 | .0 | .0 | .0 | .0 | .0 | .0 | .0 | .0 | .0 | .0 |
| **14m/s** | .0 | .0 | .0 | .0 | .0 | .0 | .0 | .0 | .0 | .0 | .0 | .0 | .0 | .0 | .0 | .0 | .0 |
| **16m/s** | .0 | .0 | .0 | .0 | .0 | .0 | .0 | .0 | .0 | .0 | .0 | .0 | .0 | .0 | .0 | .0 | .0 |
| **18m/s** | .0 | .0 | .0 | .0 | .0 | .0 | .0 | .0 | .0 | .0 | .0 | .0 | .0 | .0 | .0 | .0 | .0 |
| **20m/s** | .0 | .0 | .0 | .0 | .0 | .0 | .0 | .0 | .0 | .0 | .0 | .0 | .0 | .0 | .0 | .0 | .0 |
| **25m/s** | .0 | .0 | .0 | .0 | .0 | .0 | .0 | .0 | .0 | .0 | .0 | .0 | .0 | .0 | .0 | .0 | .0 |
| **30m/s** | .0 | .0 | .0 | .0 | .0 | .0 | .0 | .0 | .0 | .0 | .0 | .0 | .0 | .0 | .0 | .0 | .0 |
| **35m/s** | .0 | .0 | .0 | .0 | .0 | .0 | .0 | .0 | .0 | .0 | .0 | .0 | .0 | .0 | .0 | .0 | .0 |
| **40m/s** | .0 | .0 | .0 | .0 | .0 | .0 | .0 | .0 | .0 | .0 | .0 | .0 | .0 | .0 | .0 | .0 | .0 |
| **100m/s** | | | | | | | | | | | | | | | | | |
| 合計 (%) | 10.9 | 19.5 | 7.9 | 5.2 | 7.0 | 3.1 | 7.9 | 9.9 | 3.5 | .8 | .6 | .8 | 3.9 | 5.4 | 4.8 | 3.0 | 94.2 |

[註1]: 風速介於 **1.0m/s~ 2.0m/s** 佔 **28.1%** 。主風向 **NNE** 佔 **19.5%** 。

[註2]: 風速平均值 = **2.1m/s** , 風速最大值 = **7.0m/s** , 其風向爲 **NNE**。

[註3]: 風速小於**5m/s** 佔 **97.7%**; 介於**5~10m/s** 佔 **2.3%** ; 風速大於**10m/s** 佔 **.0%**。

[註4]: 風向介於 **N~E** 佔 **44.4%**;**E~S** 佔 **27.1%** ;**S~W** 佔 **4.4%** ;**W~N** 佔 **18.3%**; 靜風佔 **5.8%** 。

[註5]: 資料每小時記錄一次 , 合計 **2976**筆 **(100.0%)** , 檔名 : **W443TPW0.1HY** 。

# 表6.2.55　歷年 4月 臺北港測站 W 風速及風向聯合分佈百分比 (%) 統計表

**2004年 4月 1日 0時 ~ 2007年 4月30日23時**

| 風向<br>風速 | N | NNE | NE | ENE | E | ESE | SE | SSE | S | SSW | SW | WSW | W | WNW | NW | NNW | 合計<br>(%) |
|---|---|---|---|---|---|---|---|---|---|---|---|---|---|---|---|---|---|
| **.3m/s** | .8 | .7 | .9 | 1.5 | 4.2 | 2.2 | 1.7 | 1.1 | 1.5 | .6 | .6 | .4 | 1.3 | 1.2 | .8 | .6 | 20.0 |
| **1m/s** | 2.3 | 2.8 | 1.5 | 1.2 | 3.4 | .8 | 3.8 | 4.2 | 2.5 | .7 | .6 | .3 | 2.3 | 2.6 | 1.5 | 1.0 | 31.3 |
| **2m/s** | 2.7 | 3.3 | 1.3 | .4 | .2 | .3 | 3.2 | 5.3 | 1.4 | .0 | .2 | .5 | 1.2 | 1.8 | 1.9 | .6 | 24.2 |
| **3m/s** | .9 | 2.5 | .2 | .0 | .1 | .1 | 2.1 | 3.5 | .4 | .1 | .1 | .2 | .5 | .5 | .5 | .1 | 11.8 |
| **4m/s** | .8 | 1.1 | .1 | .0 | .0 | .0 | .7 | 1.6 | .1 | .0 | .0 | .0 | .1 | .2 | .1 | .0 | 4.9 |
| **5m/s** | .1 | .5 | .0 | .0 | .0 | .0 | .0 | .1 | .0 | .0 | .0 | .0 | .0 | .1 | .0 | .0 | .8 |
| **6m/s** | .0 | .2 | .0 | .0 | .0 | .0 | .0 | .0 | .0 | .0 | .0 | .0 | .0 | .0 | .0 | .0 | .2 |
| **7m/s** | .0 | .0 | .0 | .0 | .0 | .0 | .0 | .0 | .0 | .0 | .0 | .0 | .0 | .0 | .0 | .0 | .0 |
| **8m/s** | .0 | .0 | .0 | .0 | .0 | .0 | .0 | .0 | .0 | .0 | .0 | .0 | .0 | .0 | .0 | .0 | .0 |
| **10m/s** | .0 | .0 | .0 | .0 | .0 | .0 | .0 | .0 | .0 | .0 | .0 | .0 | .0 | .0 | .0 | .0 | .0 |
| **12m/s** | .0 | .0 | .0 | .0 | .0 | .0 | .0 | .0 | .0 | .0 | .0 | .0 | .0 | .0 | .0 | .0 | .0 |
| **14m/s** | .0 | .0 | .0 | .0 | .0 | .0 | .0 | .0 | .0 | .0 | .0 | .0 | .0 | .0 | .0 | .0 | .0 |
| **16m/s** | .0 | .0 | .0 | .0 | .0 | .0 | .0 | .0 | .0 | .0 | .0 | .0 | .0 | .0 | .0 | .0 | .0 |
| **18m/s** | .0 | .0 | .0 | .0 | .0 | .0 | .0 | .0 | .0 | .0 | .0 | .0 | .0 | .0 | .0 | .0 | .0 |
| **20m/s** | .0 | .0 | .0 | .0 | .0 | .0 | .0 | .0 | .0 | .0 | .0 | .0 | .0 | .0 | .0 | .0 | .0 |
| **25m/s** | .0 | .0 | .0 | .0 | .0 | .0 | .0 | .0 | .0 | .0 | .0 | .0 | .0 | .0 | .0 | .0 | .0 |
| **30m/s** | .0 | .0 | .0 | .0 | .0 | .0 | .0 | .0 | .0 | .0 | .0 | .0 | .0 | .0 | .0 | .0 | .0 |
| **35m/s** | .0 | .0 | .0 | .0 | .0 | .0 | .0 | .0 | .0 | .0 | .0 | .0 | .0 | .0 | .0 | .0 | .0 |
| **40m/s** | .0 | .0 | .0 | .0 | .0 | .0 | .0 | .0 | .0 | .0 | .0 | .0 | .0 | .0 | .0 | .0 | .0 |
| **100m/s** | | | | | | | | | | | | | | | | | |
| 合計 (%) | 7.6 | 10.9 | 4.1 | 3.1 | 7.9 | 3.4 | 11.5 | 15.8 | 5.9 | 1.5 | 1.5 | 1.4 | 5.4 | 6.4 | 4.8 | 2.2 | 93.3 |

[註**1**]: 風速介於 **1.0m/s~ 2.0m/s** 佔 **31.3%** 。主風向 **SSE** 佔 **15.8%** 。

[註**2**]: 風速平均值 **= 1.8m/s** , 風速最大值 **= 7.3m/s** , 其風向爲 **NNE**。

[註**3**]: 風速小於**5m/s** 佔 **99.0%**; 介於**5~10m/s** 佔 **1.0%** ; 風速大於**10m/s** 佔 **.0%**。

[註**4**]: 風向介於 **N~E** 佔 **26.8%**;**E~S** 佔 **38.8%** ;**S~W** 佔 **9.2%** ;**W~N** 佔 **18.4%**; 靜風佔 **6.7%** 。

[註**5**]: 資料每小時記錄一次 , 合計 **2863**筆 ( **99.4%**) , 檔名 : **W444TPW0.1HY** 。

# 表6.2.56　歷年 5月 臺北港測站 W 風速及風向聯合分佈百分比 (%) 統計表

**2004年 5月 1日 0時 ~ 2007年 5月31日23時**

| 風向<br>風速 | N | NNE | NE | ENE | E | ESE | SE | SSE | S | SSW | SW | WSW | W | WNW | NW | NNW | 合計<br>(%) |
|---|---|---|---|---|---|---|---|---|---|---|---|---|---|---|---|---|---|
| **.3m/s** | .9 | .9 | .7 | 1.3 | 4.2 | 2.1 | 2.5 | 1.6 | 1.7 | .5 | .5 | .8 | 1.5 | 1.2 | 1.0 | .3 | 21.8 |
| **1m/s** | 1.5 | 1.5 | .7 | 1.0 | 2.5 | 1.3 | 4.9 | 5.0 | 2.6 | .8 | .4 | .4 | 2.5 | 2.9 | 2.4 | 1.0 | 31.4 |
| **2m/s** | 2.0 | 2.2 | .8 | .2 | .2 | .2 | 2.0 | 5.4 | 1.2 | .3 | .3 | .4 | 1.5 | 2.6 | 1.7 | .7 | 21.6 |
| **3m/s** | 1.1 | 1.8 | .3 | .0 | .0 | .1 | 1.0 | 3.4 | .1 | .1 | .2 | .5 | .8 | 1.7 | 1.2 | .2 | 12.6 |
| **4m/s** | .3 | .9 | .1 | .0 | .0 | .1 | .3 | .8 | .1 | .0 | .0 | .1 | .2 | .6 | .2 | .0 | 3.6 |
| **5m/s** | .1 | .3 | .0 | .0 | .0 | .0 | .0 | .3 | .0 | .0 | .0 | .0 | .1 | .0 | .0 | .0 | .8 |
| **6m/s** | .0 | .1 | .0 | .0 | .0 | .0 | .0 | .0 | .0 | .0 | .0 | .0 | .0 | .0 | .0 | .0 | .1 |
| **7m/s** | .0 | .0 | .0 | .0 | .0 | .0 | .0 | .0 | .0 | .0 | .0 | .0 | .0 | .0 | .0 | .0 | .0 |
| **8m/s** | .0 | .0 | .0 | .0 | .0 | .0 | .0 | .0 | .0 | .0 | .0 | .0 | .0 | .0 | .0 | .0 | .0 |
| **10m/s** | .0 | .0 | .0 | .0 | .0 | .0 | .0 | .0 | .0 | .0 | .0 | .0 | .0 | .0 | .0 | .0 | .0 |
| **12m/s** | .0 | .0 | .0 | .0 | .0 | .0 | .0 | .0 | .0 | .0 | .0 | .0 | .0 | .0 | .0 | .0 | .0 |
| **14m/s** | .0 | .0 | .0 | .0 | .0 | .0 | .0 | .0 | .0 | .0 | .0 | .0 | .0 | .0 | .0 | .0 | .0 |
| **16m/s** | .0 | .0 | .0 | .0 | .0 | .0 | .0 | .0 | .0 | .0 | .0 | .0 | .0 | .0 | .0 | .0 | .0 |
| **18m/s** | .0 | .0 | .0 | .0 | .0 | .0 | .0 | .0 | .0 | .0 | .0 | .0 | .0 | .0 | .0 | .0 | .0 |
| **20m/s** | .0 | .0 | .0 | .0 | .0 | .0 | .0 | .0 | .0 | .0 | .0 | .0 | .0 | .0 | .0 | .0 | .0 |
| **25m/s** | .0 | .0 | .0 | .0 | .0 | .0 | .0 | .0 | .0 | .0 | .0 | .0 | .0 | .0 | .0 | .0 | .0 |
| **30m/s** | .0 | .0 | .0 | .0 | .0 | .0 | .0 | .0 | .0 | .0 | .0 | .0 | .0 | .0 | .0 | .0 | .0 |
| **35m/s** | .0 | .0 | .0 | .0 | .0 | .0 | .0 | .0 | .0 | .0 | .0 | .0 | .0 | .0 | .0 | .0 | .0 |
| **40m/s** | .0 | .0 | .0 | .0 | .0 | .0 | .0 | .0 | .0 | .0 | .0 | .0 | .0 | .0 | .0 | .0 | .0 |
| **100m/s** | | | | | | | | | | | | | | | | | |
| 合計 (%) | 5.9 | 7.7 | 2.7 | 2.5 | 6.9 | 3.7 | 10.7 | 16.4 | 5.8 | 1.8 | 1.4 | 2.2 | 6.5 | 9.0 | 6.5 | 2.3 | 92.0 |

[註**1**]: 風速介於 **1.0m/s~ 2.0m/s** 佔 **31.4%** 。主風向 **SSE** 佔 **16.4%** 。

[註**2**]: 風速平均值 **= 1.7m/s** , 風速最大值 **= 8.2m/s** , 其風向爲 **W** 。

[註**3**]: 風速小於**5m/s** 佔 **99.0%**; 介於**5~10m/s** 佔 **1.0%** ; 風速大於**10m/s** 佔 **.0%**。

[註**4**]: 風向介於 **N~E** 佔 **19.5%**;**E~S** 佔 **38.4%** ;**S~W** 佔 **10.1%** ;**W~N** 佔 **24.0%**; 靜風佔 **8.0%** 。

[註**5**]: 資料每小時記錄一次 , 合計 **2963**筆 ( **99.6%**) , 檔名 : **W445TPW0.1HY** 。

# 表6.2.57　歷年 6月 臺北港測站 W 風速及風向聯合分佈百分比 (%) 統計表

**2004年 6月 1日 0時 ~ 2007年 6月30日23時**

| 風向<br>風速 | N | NNE | NE | ENE | E | ESE | SE | SSE | S | SSW | SW | WSW | W | WNW | NW | NNW | 合計<br>(%) |
|---|---|---|---|---|---|---|---|---|---|---|---|---|---|---|---|---|---|
| **.3m/s** | .9 | 1.2 | 1.1 | 1.5 | 5.5 | 2.9 | 2.7 | 1.7 | 2.5 | .7 | .6 | .6 | 1.5 | .8 | .8 | .5 | 25.6 |
| **1m/s** | 1.3 | 1.1 | 1.1 | .8 | 3.3 | 1.2 | 4.5 | 6.5 | 2.7 | 1.0 | .8 | 1.3 | 1.8 | 2.7 | 1.2 | .9 | 32.1 |
| **2m/s** | 1.8 | 1.3 | .5 | .2 | .5 | .9 | 2.3 | 4.5 | .8 | .1 | .5 | 1.7 | 1.8 | 2.0 | 1.7 | .6 | 21.1 |
| **3m/s** | 1.1 | .5 | .1 | .0 | .1 | .2 | .3 | 1.0 | .2 | .0 | .4 | 1.4 | 1.1 | 1.5 | 1.3 | .3 | 9.4 |
| **4m/s** | .1 | .1 | .0 | .0 | .0 | .0 | .0 | .2 | .1 | .0 | .0 | .6 | .4 | .4 | .2 | .0 | 2.4 |
| **5m/s** | .0 | .0 | .0 | .0 | .0 | .0 | .0 | .1 | .0 | .0 | .0 | .1 | .0 | .0 | .0 | .0 | .4 |
| **6m/s** | .0 | .0 | .0 | .0 | .0 | .0 | .0 | .0 | .0 | .0 | .0 | .0 | .0 | .0 | .0 | .0 | .0 |
| **7m/s** | .0 | .0 | .0 | .0 | .0 | .0 | .0 | .0 | .0 | .0 | .0 | .0 | .0 | .0 | .0 | .0 | .0 |
| **8m/s** | .0 | .0 | .0 | .0 | .0 | .0 | .0 | .0 | .0 | .0 | .0 | .0 | .0 | .0 | .0 | .0 | .0 |
| **10m/s** | .0 | .0 | .0 | .0 | .0 | .0 | .0 | .0 | .0 | .0 | .0 | .0 | .0 | .0 | .0 | .0 | .0 |
| **12m/s** | .0 | .0 | .0 | .0 | .0 | .0 | .0 | .0 | .0 | .0 | .0 | .0 | .0 | .0 | .0 | .0 | .0 |
| **14m/s** | .0 | .0 | .0 | .0 | .0 | .0 | .0 | .0 | .0 | .0 | .0 | .0 | .0 | .0 | .0 | .0 | .0 |
| **16m/s** | .0 | .0 | .0 | .0 | .0 | .0 | .0 | .0 | .0 | .0 | .0 | .0 | .0 | .0 | .0 | .0 | .0 |
| **18m/s** | .0 | .0 | .0 | .0 | .0 | .0 | .0 | .0 | .0 | .0 | .0 | .0 | .0 | .0 | .0 | .0 | .0 |
| **20m/s** | .0 | .0 | .0 | .0 | .0 | .0 | .0 | .0 | .0 | .0 | .0 | .0 | .0 | .0 | .0 | .0 | .0 |
| **25m/s** | .0 | .0 | .0 | .0 | .0 | .0 | .0 | .0 | .0 | .0 | .0 | .0 | .0 | .0 | .0 | .0 | .0 |
| **30m/s** | .0 | .0 | .0 | .0 | .0 | .0 | .0 | .0 | .0 | .0 | .0 | .0 | .0 | .0 | .0 | .0 | .0 |
| **35m/s** | .0 | .0 | .0 | .0 | .0 | .0 | .0 | .0 | .0 | .0 | .0 | .0 | .0 | .0 | .0 | .0 | .0 |
| **40m/s** | .0 | .0 | .0 | .0 | .0 | .0 | .0 | .0 | .0 | .0 | .0 | .0 | .0 | .0 | .0 | .0 | .0 |
| **100m/s** | | | | | | | | | | | | | | | | | |
| 合計 (%) | 5.2 | 4.2 | 2.8 | 2.4 | 9.5 | 5.3 | 9.9 | 14.0 | 6.3 | 1.8 | 2.2 | 5.6 | 6.6 | 7.4 | 5.4 | 2.3 | 91.0 |

[註**1**]: 風速介於 **1.0m/s**~ **2.0m/s** 佔 **32.1%** 。主風向 **SSE** 佔 **14.0%** 。

[註**2**]: 風速平均值 = **1.6m/s** , 風速最大值 = **5.8m/s** , 其風向爲 **SSE**。

[註**3**]: 風速小於**5m/s** 佔 **99.6%**; 介於**5**~**10m/s** 佔 **.4%** ; 風速大於**10m/s** 佔 **.0%**。

[註**4**]: 風向介於 **N**~**E** 佔 **16.4%**;**E**~**S** 佔 **39.1%** ;**S**~**W** 佔 **14.4%** ;**W**~**N** 佔 **21.0%**; 靜風佔 **9.0%** 。

[註**5**]: 資料每小時記錄一次 , 合計 **2856**筆 ( **99.2%**) , 檔名 : **W446TPW0.1HY** 。

# 表6.2.58　歷年 7月 臺北港測站 W 風速及風向聯合分佈百分比 (%) 統計表

**2004年 7月 1日 0時 ~ 2007年 7月31日23時**

| 風向<br>風速 | N | NNE | NE | ENE | E | ESE | SE | SSE | S | SSW | SW | WSW | W | WNW | NW | NNW | 合計<br>(%) |
|---|---|---|---|---|---|---|---|---|---|---|---|---|---|---|---|---|---|
| **.3m/s** | .5 | .5 | .6 | 1.3 | 5.9 | 3.0 | 2.0 | 2.3 | 1.8 | .5 | .5 | .8 | 1.2 | 1.0 | .8 | .2 | 23.1 |
| **1m/s** | 1.3 | .9 | .5 | .5 | 2.9 | .9 | 4.4 | 5.9 | 2.4 | .7 | 1.2 | 1.0 | 2.5 | 2.5 | 2.0 | .5 | 30.2 |
| **2m/s** | 1.2 | 1.0 | .3 | .2 | .1 | .8 | 2.0 | 4.2 | .6 | .1 | .2 | 1.0 | 1.8 | 3.5 | 2.1 | .6 | 19.6 |
| **3m/s** | .6 | .2 | .2 | .0 | .1 | .5 | 1.9 | 1.5 | .1 | .0 | .1 | .4 | .9 | 2.8 | 2.1 | .1 | 11.6 |
| **4m/s** | .2 | .2 | .1 | .0 | .0 | .3 | 1.1 | .3 | .0 | .1 | .2 | .1 | .6 | 1.8 | 1.5 | .0 | 6.5 |
| **5m/s** | .0 | .0 | .1 | .0 | .0 | .1 | .4 | .1 | .0 | .0 | .1 | .0 | .1 | .2 | .0 | .0 | 1.4 |
| **6m/s** | .0 | .0 | .0 | .0 | .1 | .0 | .1 | .0 | .0 | .0 | .0 | .0 | .0 | .0 | .0 | .0 | .3 |
| **7m/s** | .0 | .0 | .0 | .0 | .1 | .0 | .1 | .0 | .0 | .0 | .0 | .0 | .0 | .0 | .0 | .0 | .3 |
| **8m/s** | .0 | .0 | .0 | .0 | .0 | .0 | .0 | .0 | .0 | .0 | .0 | .0 | .0 | .0 | .0 | .0 | .1 |
| **10m/s** | .0 | .0 | .0 | .0 | .0 | .0 | .0 | .0 | .0 | .0 | .0 | .0 | .0 | .0 | .0 | .0 | .0 |
| **12m/s** | .0 | .0 | .0 | .0 | .0 | .0 | .0 | .0 | .0 | .0 | .0 | .0 | .0 | .0 | .0 | .0 | .0 |
| **14m/s** | .0 | .0 | .0 | .0 | .0 | .0 | .0 | .0 | .0 | .0 | .0 | .0 | .0 | .0 | .0 | .0 | .0 |
| **16m/s** | .0 | .0 | .0 | .0 | .0 | .0 | .0 | .0 | .0 | .0 | .0 | .0 | .0 | .0 | .0 | .0 | .0 |
| **18m/s** | .0 | .0 | .0 | .0 | .0 | .0 | .0 | .0 | .0 | .0 | .0 | .0 | .0 | .0 | .0 | .0 | .0 |
| **20m/s** | .0 | .0 | .0 | .0 | .0 | .0 | .0 | .0 | .0 | .0 | .0 | .0 | .0 | .0 | .0 | .0 | .0 |
| **25m/s** | .0 | .0 | .0 | .0 | .0 | .0 | .0 | .0 | .0 | .0 | .0 | .0 | .0 | .0 | .0 | .0 | .0 |
| **30m/s** | .0 | .0 | .0 | .0 | .0 | .0 | .0 | .0 | .0 | .0 | .0 | .0 | .0 | .0 | .0 | .0 | .0 |
| **35m/s** | .0 | .0 | .0 | .0 | .0 | .0 | .0 | .0 | .0 | .0 | .0 | .0 | .0 | .0 | .0 | .0 | .0 |
| **40m/s** | .0 | .0 | .0 | .0 | .0 | .0 | .0 | .0 | .0 | .0 | .0 | .0 | .0 | .0 | .0 | .0 | .0 |
| **100m/s** | | | | | | | | | | | | | | | | | |
| 合計 (%) | 3.8 | 2.9 | 2.0 | 2.0 | 9.3 | 5.6 | 12.0 | 14.5 | 4.9 | 1.5 | 2.4 | 3.4 | 7.1 | 11.8 | 8.5 | 1.5 | 93.1 |

[註**1**]: 風速介於 **1.0m/s**~ **2.0m/s** 佔 **30.2%** 。主風向 **SSE** 佔 **14.5%** 。

[註**2**]: 風速平均值 = **1.8m/s** , 風速最大值 = **8.1m/s** , 其風向爲 **E** 。

[註**3**]: 風速小於**5m/s** 佔 **97.9%**; 介於**5**~**10m/s** 佔 **2.1%** ; 風速大於**10m/s** 佔 **.0%**。

[註**4**]: 風向介於 **N**~**E** 佔 **12.2%**;**E**~**S** 佔 **41.3%** ;**S**~**W** 佔 **11.6%** ;**W**~**N** 佔 **27.9%**; 靜風佔 **6.9%** 。

[註**5**]: 資料每小時記錄一次 , 合計 **2974**筆 ( **99.9%**) , 檔名 : **W447TPW0.1HY** 。

# 表6.2.59　歷年 8月 臺北港測站 W 風速及風向聯合分佈百分比 (%) 統計表

**2004年 8月 1日 0時 ~ 2007年 8月31日23時**

| 風向<br>風速 | N | NNE | NE | ENE | E | ESE | SE | SSE | S | SSW | SW | WSW | W | WNW | NW | NNW | 合計<br>(%) |
|---|---|---|---|---|---|---|---|---|---|---|---|---|---|---|---|---|---|
| **.3m/s** | .8 | .6 | .7 | 1.6 | 6.0 | 2.3 | 2.3 | 1.5 | 1.3 | .6 | .6 | .5 | 1.3 | 1.1 | .7 | .6 | 22.4 |
| **1m/s** | 1.1 | .7 | .5 | .4 | 3.9 | 2.1 | 5.0 | 5.8 | 2.5 | .5 | .3 | .3 | 2.1 | 3.1 | 1.0 | .7 | 30.0 |
| **2m/s** | 1.5 | .6 | .3 | .2 | .7 | 1.5 | 4.1 | 4.3 | .7 | .2 | .0 | .1 | .8 | 3.3 | 1.8 | 1.1 | 21.2 |
| **3m/s** | .8 | .5 | .0 | .0 | .3 | .9 | 2.7 | 1.3 | .1 | .1 | .1 | .2 | .5 | 1.5 | 1.6 | .6 | 11.3 |
| **4m/s** | .5 | .3 | .0 | .0 | .2 | .3 | 1.4 | .6 | .0 | .1 | .1 | .1 | .2 | .4 | .6 | .3 | 5.1 |
| **5m/s** | .1 | .1 | .0 | .0 | .0 | .3 | .7 | .1 | .0 | .1 | .1 | .0 | .0 | .2 | .2 | .0 | 1.8 |
| **6m/s** | .0 | .1 | .0 | .1 | .0 | .0 | .2 | .1 | .0 | .0 | .1 | .0 | .1 | .0 | .3 | .0 | 1.0 |
| **7m/s** | .0 | .0 | .0 | .0 | .0 | .0 | .2 | .1 | .0 | .0 | .0 | .1 | .0 | .0 | .2 | .0 | .6 |
| **8m/s** | .0 | .0 | .0 | .0 | .0 | .0 | .0 | .1 | .0 | .0 | .0 | .0 | .0 | .1 | .2 | .0 | .4 |
| **10m/s** | .0 | .0 | .0 | .0 | .0 | .0 | .0 | .0 | .0 | .0 | .0 | .0 | .0 | .1 | .0 | .0 | .1 |
| **12m/s** | .0 | .0 | .0 | .0 | .0 | .0 | .0 | .0 | .0 | .0 | .0 | .0 | .0 | .0 | .0 | .0 | .0 |
| **14m/s** | .0 | .0 | .0 | .0 | .0 | .0 | .0 | .0 | .0 | .0 | .0 | .0 | .0 | .0 | .0 | .0 | .0 |
| **16m/s** | .0 | .0 | .0 | .0 | .0 | .0 | .0 | .0 | .0 | .0 | .0 | .0 | .0 | .0 | .0 | .0 | .0 |
| **18m/s** | .0 | .0 | .0 | .0 | .0 | .0 | .0 | .0 | .0 | .0 | .0 | .0 | .0 | .0 | .0 | .0 | .0 |
| **20m/s** | .0 | .0 | .0 | .0 | .0 | .0 | .0 | .0 | .0 | .0 | .0 | .0 | .0 | .0 | .0 | .0 | .0 |
| **25m/s** | .0 | .0 | .0 | .0 | .0 | .0 | .0 | .0 | .0 | .0 | .0 | .0 | .0 | .0 | .0 | .0 | .0 |
| **30m/s** | .0 | .0 | .0 | .0 | .0 | .0 | .0 | .0 | .0 | .0 | .0 | .0 | .0 | .0 | .0 | .0 | .0 |
| **35m/s** | .0 | .0 | .0 | .0 | .0 | .0 | .0 | .0 | .0 | .0 | .0 | .0 | .0 | .0 | .0 | .0 | .0 |
| **40m/s** | .0 | .0 | .0 | .0 | .0 | .0 | .0 | .0 | .0 | .0 | .0 | .0 | .0 | .0 | .0 | .0 | .0 |
| **100m/s** | | | | | | | | | | | | | | | | | |
| 合計 (%) | 4.8 | 2.9 | 1.5 | 2.3 | 11.1 | 7.3 | 16.4 | 14.0 | 4.7 | 1.6 | 1.2 | 1.3 | 5.1 | 9.8 | 6.6 | 3.3 | 94.0 |

[註**1**]: 風速介於 **1.0m/s~ 2.0m/s** 佔 **30.0%** 。主風向 **SE** 佔 **16.4%** 。

[註**2**]: 風速平均值 **= 1.9m/s** , 風速最大值 **= 11.9m/s** , 其風向爲 **WNW**。

[註**3**]: 風速小於**5m/s** 佔 **96.1%**; 介於**5~10m/s** 佔 **3.8%** ; 風速大於**10m/s** 佔 **.1%**。

[註**4**]: 風向介於 **N~E** 佔 **12.9%**;**E~S** 佔 **48.5%** ;**S~W** 佔 **7.7%** ;**W~N** 佔 **24.8%**; 靜風佔 **6.0%** 。

[註**5**]: 資料每小時記錄一次 , 合計 **2975**筆 **(100.0%)** , 檔名 : **W448TPW0.1HY** 。

# 表6.2.60　歷年 9月 臺北港測站 W 風速及風向聯合分佈百分比 (%) 統計表

**2004年 9月 1日 0時 ~ 2007年 9月30日23時**

| 風向<br>風速 | N | NNE | NE | ENE | E | ESE | SE | SSE | S | SSW | SW | WSW | W | WNW | NW | NNW | 合計<br>(%) |
|---|---|---|---|---|---|---|---|---|---|---|---|---|---|---|---|---|---|
| **.3m/s** | .7 | .9 | 1.4 | 2.4 | 6.7 | 2.8 | 1.8 | .8 | 1.3 | .2 | .5 | .4 | 1.3 | .3 | .5 | .3 | 22.5 |
| **1m/s** | 1.5 | 2.9 | 2.0 | 1.5 | 5.7 | 2.0 | 4.6 | 3.3 | 2.1 | .5 | .1 | .3 | .9 | 1.5 | .8 | 1.2 | 30.9 |
| **2m/s** | 2.5 | 3.3 | 1.3 | .7 | .9 | 2.9 | 4.6 | 3.1 | .3 | .0 | .0 | .1 | .4 | 1.0 | 1.1 | .9 | 23.2 |
| **3m/s** | 1.7 | 2.4 | .5 | .0 | .1 | 1.3 | 2.6 | 1.2 | .0 | .0 | .0 | .0 | .2 | .4 | .8 | .3 | 11.4 |
| **4m/s** | .9 | .7 | .0 | .0 | .1 | .2 | 1.0 | .3 | .0 | .0 | .0 | .0 | .0 | .1 | .2 | .4 | 3.9 |
| **5m/s** | .3 | .1 | .0 | .0 | .0 | .1 | .2 | .1 | .0 | .1 | .0 | .0 | .0 | .0 | .1 | .3 | 1.4 |
| **6m/s** | .0 | .0 | .0 | .0 | .1 | .0 | .0 | .0 | .0 | .0 | .0 | .0 | .0 | .1 | .1 | .1 | .5 |
| **7m/s** | .0 | .0 | .0 | .0 | .0 | .0 | .1 | .0 | .0 | .0 | .0 | .0 | .0 | .0 | .0 | .0 | .2 |
| **8m/s** | .0 | .0 | .0 | .0 | .0 | .0 | .1 | .0 | .0 | .0 | .0 | .0 | .0 | .0 | .0 | .0 | .1 |
| **10m/s** | .0 | .0 | .0 | .0 | .0 | .0 | .0 | .0 | .0 | .0 | .0 | .0 | .0 | .0 | .0 | .0 | .0 |
| **12m/s** | .0 | .0 | .0 | .0 | .0 | .0 | .0 | .0 | .0 | .0 | .0 | .0 | .0 | .0 | .0 | .0 | .0 |
| **14m/s** | .0 | .0 | .0 | .0 | .0 | .0 | .0 | .0 | .0 | .0 | .0 | .0 | .0 | .0 | .0 | .0 | .0 |
| **16m/s** | .0 | .0 | .0 | .0 | .0 | .0 | .0 | .0 | .0 | .0 | .0 | .0 | .0 | .0 | .0 | .0 | .0 |
| **18m/s** | .0 | .0 | .0 | .0 | .0 | .0 | .0 | .0 | .0 | .0 | .0 | .0 | .0 | .0 | .0 | .0 | .0 |
| **20m/s** | .0 | .0 | .0 | .0 | .0 | .0 | .0 | .0 | .0 | .0 | .0 | .0 | .0 | .0 | .0 | .0 | .0 |
| **25m/s** | .0 | .0 | .0 | .0 | .0 | .0 | .0 | .0 | .0 | .0 | .0 | .0 | .0 | .0 | .0 | .0 | .0 |
| **30m/s** | .0 | .0 | .0 | .0 | .0 | .0 | .0 | .0 | .0 | .0 | .0 | .0 | .0 | .0 | .0 | .0 | .0 |
| **35m/s** | .0 | .0 | .0 | .0 | .0 | .0 | .0 | .0 | .0 | .0 | .0 | .0 | .0 | .0 | .0 | .0 | .0 |
| **40m/s** | .0 | .0 | .0 | .0 | .0 | .0 | .0 | .0 | .0 | .0 | .0 | .0 | .0 | .0 | .0 | .0 | .0 |
| **100m/s** | | | | | | | | | | | | | | | | | |
| 合計 (%) | 7.7 | 10.3 | 5.2 | 4.6 | 13.5 | 9.1 | 15.1 | 8.7 | 3.7 | .9 | .7 | .8 | 2.9 | 3.5 | 3.6 | 3.6 | 94.0 |

[註**1**]: 風速介於 **1.0m/s~ 2.0m/s** 佔 **30.9%** 。主風向 **SE** 佔 **15.1%** 。

[註**2**]: 風速平均值 **= 1.8m/s** , 風速最大值 **= 8.9m/s** , 其風向爲 **SE** 。

[註**3**]: 風速小於**5m/s** 佔 **97.8%**; 介於**5~10m/s** 佔 **2.2%** ; 風速大於**10m/s** 佔 **.0%**。

[註**4**]: 風向介於 **N~E** 佔 **30.5%**;**E~S** 佔 **44.1%** ;**S~W** 佔 **5.2%** ;**W~N** 佔 **14.1%**; 靜風佔 **6.0%** 。

[註**5**]: 資料每小時記錄一次 , 合計 **2865**筆 ( **99.5%**) , 檔名 : **W449TPW0.1HY** 。

# 表6.2.61　歷年 10月 臺北港測站 W 風速及風向聯合分佈百分比 (%) 統計表

**2004年10月 1日 0時 ~ 2007年10月31日23時**

| 風向<br>風速 | N | NNE | NE | ENE | E | ESE | SE | SSE | S | SSW | SW | WSW | W | WNW | NW | NNW | 合計<br>(%) |
|---|---|---|---|---|---|---|---|---|---|---|---|---|---|---|---|---|---|
| **.3m/s** | .7 | 1.0 | 2.1 | 3.3 | 6.5 | 2.4 | .9 | .6 | .4 | .2 | .1 | .1 | .6 | .3 | .1 | .3 | 19.8 |
| **1m/s** | 1.2 | 4.1 | 6.1 | 5.1 | 7.3 | 2.0 | 2.1 | 1.2 | 1.0 | .1 | .2 | .4 | .6 | .4 | .2 | .3 | 32.3 |
| **2m/s** | 1.5 | 7.2 | 5.7 | 4.6 | 1.5 | 1.4 | 2.3 | 1.0 | .2 | .1 | .1 | .1 | .1 | .2 | .1 | .4 | 26.5 |
| **3m/s** | 1.1 | 5.4 | 1.4 | .7 | .2 | .5 | 1.1 | .4 | .0 | .0 | .0 | .0 | .0 | .0 | .0 | .4 | 11.2 |
| **4m/s** | .8 | 2.2 | .1 | .0 | .1 | .1 | .3 | .2 | .0 | .1 | .0 | .0 | .0 | .0 | .0 | .3 | 4.3 |
| **5m/s** | .2 | .5 | .1 | .0 | .0 | .2 | .1 | .0 | .0 | .0 | .0 | .0 | .0 | .0 | .0 | .0 | 1.2 |
| **6m/s** | .2 | .0 | .0 | .0 | .0 | .1 | .0 | .1 | .0 | .0 | .1 | .0 | .0 | .0 | .0 | .0 | .5 |
| **7m/s** | .1 | .0 | .0 | .0 | .0 | .0 | .0 | .0 | .0 | .0 | .0 | .0 | .1 | .0 | .0 | .0 | .2 |
| **8m/s** | .1 | .0 | .0 | .0 | .0 | .0 | .0 | .0 | .0 | .0 | .0 | .0 | .0 | .0 | .0 | .0 | .1 |
| **10m/s** | .1 | .0 | .0 | .0 | .0 | .0 | .0 | .0 | .0 | .0 | .0 | .0 | .0 | .0 | .0 | .0 | .1 |
| **12m/s** | .0 | .0 | .0 | .0 | .0 | .0 | .0 | .0 | .0 | .0 | .0 | .0 | .0 | .0 | .0 | .0 | .0 |
| **14m/s** | .0 | .0 | .0 | .0 | .0 | .0 | .0 | .0 | .0 | .0 | .0 | .0 | .0 | .0 | .0 | .0 | .0 |
| **16m/s** | .0 | .0 | .0 | .0 | .0 | .0 | .0 | .0 | .0 | .0 | .0 | .0 | .0 | .0 | .0 | .0 | .0 |
| **18m/s** | .0 | .0 | .0 | .0 | .0 | .0 | .0 | .0 | .0 | .0 | .0 | .0 | .0 | .0 | .0 | .0 | .0 |
| **20m/s** | .0 | .0 | .0 | .0 | .0 | .0 | .0 | .0 | .0 | .0 | .0 | .0 | .0 | .0 | .0 | .0 | .0 |
| **25m/s** | .0 | .0 | .0 | .0 | .0 | .0 | .0 | .0 | .0 | .0 | .0 | .0 | .0 | .0 | .0 | .0 | .0 |
| **30m/s** | .0 | .0 | .0 | .0 | .0 | .0 | .0 | .0 | .0 | .0 | .0 | .0 | .0 | .0 | .0 | .0 | .0 |
| **35m/s** | .0 | .0 | .0 | .0 | .0 | .0 | .0 | .0 | .0 | .0 | .0 | .0 | .0 | .0 | .0 | .0 | .0 |
| **40m/s** | .0 | .0 | .0 | .0 | .0 | .0 | .0 | .0 | .0 | .0 | .0 | .0 | .0 | .0 | .0 | .0 | .0 |
| **100m/s** | | | | | | | | | | | | | | | | | |
| 合計 (%) | 6.1 | 20.4 | 15.6 | 13.7 | 15.8 | 6.7 | 6.9 | 3.4 | 1.7 | .5 | .5 | .6 | 1.5 | 1.0 | .4 | 1.6 | 96.3 |

[註**1**]: 風速介於 **1.0m/s**~ **2.0m/s** 佔 **32.3%** 。主風向 **NNE** 佔 **20.4%** 。

[註**2**]: 風速平均值 = **1.9m/s** , 風速最大值 = **11.0m/s** , 其風向爲 **N** 。

[註**3**]: 風速小於**5m/s** 佔 **97.8%**; 介於**5**~**10m/s** 佔 **2.0%** ; 風速大於**10m/s** 佔 **.1%**。

[註**4**]: 風向介於 **N**~**E** 佔 **61.2%**;**E**~**S** 佔 **27.5%** ;**S**~**W** 佔 **2.7%** ;**W**~**N** 佔 **5.0%**; 靜風佔 **3.7%** 。

[註**5**]: 資料每小時記錄一次 , 合計 **2943**筆 ( **98.9%**) , 檔名 : **W44ATPW0.1HY** 。

# 表6.2.62　歷年 11月 臺北港測站 W 風速及風向聯合分佈百分比 (%) 統計表

**2004年11月 1日 0時 ~ 2007年11月30日23時**

| 風向<br>風速 | N | NNE | NE | ENE | E | ESE | SE | SSE | S | SSW | SW | WSW | W | WNW | NW | NNW | 合計<br>(%) |
|---|---|---|---|---|---|---|---|---|---|---|---|---|---|---|---|---|---|
| **.3m/s** | .9 | .9 | 1.1 | 2.6 | 4.6 | 2.0 | .9 | .8 | .5 | .2 | .3 | .2 | .9 | .5 | .4 | .4 | 17.3 |
| **1m/s** | 1.2 | 2.4 | 4.1 | 4.1 | 4.7 | 1.5 | 3.6 | 1.9 | 1.1 | .6 | .1 | .3 | 1.2 | 1.1 | .7 | .7 | 29.6 |
| **2m/s** | 2.2 | 5.9 | 5.3 | 3.2 | 2.1 | 1.8 | 3.1 | 2.4 | .4 | .1 | .0 | .1 | .2 | .5 | .5 | .3 | 28.2 |
| **3m/s** | 1.3 | 6.1 | 1.7 | .6 | .8 | .9 | 2.4 | 1.4 | .0 | .0 | .0 | .0 | .0 | .1 | .2 | .0 | 15.8 |
| **4m/s** | .5 | 2.2 | .1 | .0 | .1 | .2 | 1.1 | .3 | .0 | .0 | .0 | .0 | .0 | .0 | .0 | .0 | 4.6 |
| **5m/s** | .2 | .4 | .0 | .0 | .0 | .0 | .2 | .0 | .0 | .0 | .0 | .0 | .0 | .0 | .0 | .0 | .9 |
| **6m/s** | .0 | .0 | .0 | .0 | .0 | .0 | .0 | .0 | .0 | .0 | .0 | .0 | .0 | .0 | .0 | .0 | .1 |
| **7m/s** | .0 | .0 | .0 | .0 | .0 | .0 | .0 | .0 | .0 | .0 | .0 | .0 | .0 | .0 | .0 | .0 | .0 |
| **8m/s** | .0 | .0 | .0 | .0 | .0 | .0 | .0 | .0 | .0 | .0 | .0 | .0 | .0 | .0 | .0 | .0 | .0 |
| **10m/s** | .0 | .0 | .0 | .0 | .0 | .0 | .0 | .0 | .0 | .0 | .0 | .0 | .0 | .0 | .0 | .0 | .0 |
| **12m/s** | .0 | .0 | .0 | .0 | .0 | .0 | .0 | .0 | .0 | .0 | .0 | .0 | .0 | .0 | .0 | .0 | .0 |
| **14m/s** | .0 | .0 | .0 | .0 | .0 | .0 | .0 | .0 | .0 | .0 | .0 | .0 | .0 | .0 | .0 | .0 | .0 |
| **16m/s** | .0 | .0 | .0 | .0 | .0 | .0 | .0 | .0 | .0 | .0 | .0 | .0 | .0 | .0 | .0 | .0 | .0 |
| **18m/s** | .0 | .0 | .0 | .0 | .0 | .0 | .0 | .0 | .0 | .0 | .0 | .0 | .0 | .0 | .0 | .0 | .0 |
| **20m/s** | .0 | .0 | .0 | .0 | .0 | .0 | .0 | .0 | .0 | .0 | .0 | .0 | .0 | .0 | .0 | .0 | .0 |
| **25m/s** | .0 | .0 | .0 | .0 | .0 | .0 | .0 | .0 | .0 | .0 | .0 | .0 | .0 | .0 | .0 | .0 | .0 |
| **30m/s** | .0 | .0 | .0 | .0 | .0 | .0 | .0 | .0 | .0 | .0 | .0 | .0 | .0 | .0 | .0 | .0 | .0 |
| **35m/s** | .0 | .0 | .0 | .0 | .0 | .0 | .0 | .0 | .0 | .0 | .0 | .0 | .0 | .0 | .0 | .0 | .0 |
| **40m/s** | .0 | .0 | .0 | .0 | .0 | .0 | .0 | .0 | .0 | .0 | .0 | .0 | .0 | .0 | .0 | .0 | .0 |
| **100m/s** | | | | | | | | | | | | | | | | | |
| 合計 (%) | 6.3 | 17.9 | 12.4 | 10.5 | 12.5 | 6.4 | 11.4 | 7.0 | 2.1 | .9 | .5 | .7 | 2.4 | 2.2 | 1.9 | 1.5 | 96.5 |

[註**1**]: 風速介於 **1.0m/s~ 2.0m/s** 佔 **29.6%** 。主風向 **NNE** 佔 **17.9%** 。

[註**2**]: 風速平均值 **= 2.0m/s** , 風速最大值 **= 6.3m/s** , 其風向爲 **NNE**。

[註**3**]: 風速小於**5m/s** 佔 **99.0%**; 介於**5~10m/s** 佔 **1.0%** ; 風速大於**10m/s** 佔 **.0%**。

[註**4**]: 風向介於 **N~E** 佔 **51.5%**;**E~S** 佔 **32.8%** ;**S~W** 佔 **3.8%** ;**W~N** 佔 **8.4%**; 靜風佔 **3.5%** 。

[註**5**]: 資料每小時記錄一次 , 合計 **2849**筆 ( **98.9%**) , 檔名 : **W44BTPW0.1HY** 。

# 表6.2.63　歷年 冬季 臺北港測站 W 風速及風向聯合分佈百分比 (%) 統計表

**2004年 1月 1日 0時 ~ 2007年 2月28日23時**

| 風向<br>風速 | N | NNE | NE | ENE | E | ESE | SE | SSE | S | SSW | SW | WSW | W | WNW | NW | NNW | 合計<br>(%) |
|---|---|---|---|---|---|---|---|---|---|---|---|---|---|---|---|---|---|
| **.3m/s** | 1.2 | .9 | 1.4 | 2.1 | 4.1 | 1.5 | .9 | .7 | .6 | .3 | .2 | .4 | 1.2 | 1.1 | .8 | .5 | 17.9 |
| **1m/s** | 2.3 | 3.2 | 3.0 | 2.4 | 3.9 | 1.2 | 2.3 | 1.4 | 1.0 | .3 | .2 | .3 | 1.5 | 2.2 | 1.5 | 1.2 | 28.0 |
| **2m/s** | 3.6 | 6.3 | 4.1 | 1.9 | .8 | .6 | 2.0 | 2.2 | .4 | .1 | .0 | .1 | .5 | 1.1 | .9 | .6 | 25.2 |
| **3m/s** | 3.0 | 6.4 | 1.4 | .3 | .4 | .4 | 1.5 | 1.6 | .1 | .0 | .0 | .0 | .1 | .4 | .2 | .3 | 15.9 |
| **4m/s** | 1.0 | 4.1 | .2 | .1 | .1 | .0 | .4 | .6 | .0 | .0 | .0 | .0 | .0 | .0 | .0 | .0 | 6.6 |
| **5m/s** | .1 | 1.3 | .0 | .0 | .0 | .0 | .2 | .1 | .0 | .0 | .0 | .0 | .0 | .0 | .0 | .0 | 1.7 |
| **6m/s** | .0 | .2 | .0 | .0 | .0 | .0 | .0 | .0 | .0 | .0 | .0 | .0 | .0 | .0 | .0 | .0 | .3 |
| **7m/s** | .0 | .0 | .0 | .0 | .0 | .0 | .0 | .0 | .0 | .0 | .0 | .0 | .0 | .0 | .0 | .0 | .1 |
| **8m/s** | .0 | .0 | .0 | .0 | .0 | .0 | .0 | .0 | .0 | .0 | .0 | .0 | .0 | .0 | .0 | .0 | .0 |
| **10m/s** | .0 | .0 | .0 | .0 | .0 | .0 | .0 | .0 | .0 | .0 | .0 | .0 | .0 | .0 | .0 | .0 | .0 |
| **12m/s** | .0 | .0 | .0 | .0 | .0 | .0 | .0 | .0 | .0 | .0 | .0 | .0 | .0 | .0 | .0 | .0 | .0 |
| **14m/s** | .0 | .0 | .0 | .0 | .0 | .0 | .0 | .0 | .0 | .0 | .0 | .0 | .0 | .0 | .0 | .0 | .0 |
| **16m/s** | .0 | .0 | .0 | .0 | .0 | .0 | .0 | .0 | .0 | .0 | .0 | .0 | .0 | .0 | .0 | .0 | .0 |
| **18m/s** | .0 | .0 | .0 | .0 | .0 | .0 | .0 | .0 | .0 | .0 | .0 | .0 | .0 | .0 | .0 | .0 | .0 |
| **20m/s** | .0 | .0 | .0 | .0 | .0 | .0 | .0 | .0 | .0 | .0 | .0 | .0 | .0 | .0 | .0 | .0 | .0 |
| **25m/s** | .0 | .0 | .0 | .0 | .0 | .0 | .0 | .0 | .0 | .0 | .0 | .0 | .0 | .0 | .0 | .0 | .0 |
| **30m/s** | .0 | .0 | .0 | .0 | .0 | .0 | .0 | .0 | .0 | .0 | .0 | .0 | .0 | .0 | .0 | .0 | .0 |
| **35m/s** | .0 | .0 | .0 | .0 | .0 | .0 | .0 | .0 | .0 | .0 | .0 | .0 | .0 | .0 | .0 | .0 | .0 |
| **40m/s** | .0 | .0 | .0 | .0 | .0 | .0 | .0 | .0 | .0 | .0 | .0 | .0 | .0 | .0 | .0 | .0 | .0 |
| **100m/s** | | | | | | | | | | | | | | | | | |
| 合計 (%) | 11.2 | 22.5 | 10.0 | 6.7 | 9.3 | 3.7 | 7.3 | 6.6 | 2.2 | .6 | .5 | .9 | 3.3 | 4.8 | 3.5 | 2.5 | 95.7 |

[註**1**]: 風速介於 **1.0m/s~ 2.0m/s** 佔 **28.0%** 。主風向 **NNE** 佔 **22.5%** 。

[註**2**]: 風速平均值 **= 2.1m/s** , 風速最大值 **= 8.5m/s** , 其風向爲 **SSE**。

[註**3**]: 風速小於**5m/s** 佔 **98.0%**; 介於**5~10m/s** 佔 **2.0%** ; 風速大於**10m/s** 佔 **.0%**。

[註**4**]: 風向介於 **N~E** 佔 **52.2%**;**E~S** 佔 **24.6%** ;**S~W** 佔 **3.7%** ;**W~N** 佔 **15.2%**; 靜風佔 **4.3%** 。

[註**5**]: 資料每小時記錄一次 , 合計 **7726**筆 ( **97.6%**) , 檔名 : **W44WTPW0.1HY** 。

# 表6.2.64　歷年 春季 臺北港測站 W 風速及風向聯合分佈百分比 (%) 統計表

**2004年 3月 1日 0時 ~ 2007年 5月31日23時**

| 風向<br>風速 | N | NNE | NE | ENE | E | ESE | SE | SSE | S | SSW | SW | WSW | W | WNW | NW | NNW | 合計<br>(%) |
|---|---|---|---|---|---|---|---|---|---|---|---|---|---|---|---|---|---|
| **.3m/s** | .9 | .8 | 1.0 | 1.6 | 3.9 | 2.0 | 1.8 | 1.1 | 1.4 | .5 | .4 | .5 | 1.3 | 1.1 | .9 | .5 | 19.8 |
| **1m/s** | 2.2 | 2.4 | 1.4 | 1.5 | 3.0 | 1.0 | 3.7 | 3.6 | 2.3 | .6 | .4 | .3 | 2.2 | 2.5 | 1.9 | 1.2 | 30.2 |
| **2m/s** | 2.7 | 3.5 | 1.8 | .5 | .3 | .3 | 2.5 | 4.9 | 1.1 | .2 | .2 | .3 | 1.1 | 2.1 | 1.6 | .6 | 23.7 |
| **3m/s** | 1.6 | 3.3 | .6 | .1 | .0 | .1 | 1.5 | 2.9 | .2 | .1 | .1 | .2 | .5 | .9 | .8 | .2 | 13.0 |
| **4m/s** | .5 | 1.9 | .1 | .0 | .0 | .0 | .5 | 1.2 | .0 | .0 | .0 | .0 | .1 | .3 | .2 | .0 | 5.0 |
| **5m/s** | .1 | .7 | .0 | .0 | .0 | .0 | .1 | .2 | .0 | .0 | .0 | .0 | .0 | .0 | .0 | .0 | 1.2 |
| **6m/s** | .0 | .2 | .0 | .0 | .0 | .0 | .0 | .0 | .0 | .0 | .0 | .0 | .0 | .0 | .0 | .0 | .2 |
| **7m/s** | .0 | .0 | .0 | .0 | .0 | .0 | .0 | .0 | .0 | .0 | .0 | .0 | .0 | .0 | .0 | .0 | .0 |
| **8m/s** | .0 | .0 | .0 | .0 | .0 | .0 | .0 | .0 | .0 | .0 | .0 | .0 | .0 | .0 | .0 | .0 | .0 |
| **10m/s** | .0 | .0 | .0 | .0 | .0 | .0 | .0 | .0 | .0 | .0 | .0 | .0 | .0 | .0 | .0 | .0 | .0 |
| **12m/s** | .0 | .0 | .0 | .0 | .0 | .0 | .0 | .0 | .0 | .0 | .0 | .0 | .0 | .0 | .0 | .0 | .0 |
| **14m/s** | .0 | .0 | .0 | .0 | .0 | .0 | .0 | .0 | .0 | .0 | .0 | .0 | .0 | .0 | .0 | .0 | .0 |
| **16m/s** | .0 | .0 | .0 | .0 | .0 | .0 | .0 | .0 | .0 | .0 | .0 | .0 | .0 | .0 | .0 | .0 | .0 |
| **18m/s** | .0 | .0 | .0 | .0 | .0 | .0 | .0 | .0 | .0 | .0 | .0 | .0 | .0 | .0 | .0 | .0 | .0 |
| **20m/s** | .0 | .0 | .0 | .0 | .0 | .0 | .0 | .0 | .0 | .0 | .0 | .0 | .0 | .0 | .0 | .0 | .0 |
| **25m/s** | .0 | .0 | .0 | .0 | .0 | .0 | .0 | .0 | .0 | .0 | .0 | .0 | .0 | .0 | .0 | .0 | .0 |
| **30m/s** | .0 | .0 | .0 | .0 | .0 | .0 | .0 | .0 | .0 | .0 | .0 | .0 | .0 | .0 | .0 | .0 | .0 |
| **35m/s** | .0 | .0 | .0 | .0 | .0 | .0 | .0 | .0 | .0 | .0 | .0 | .0 | .0 | .0 | .0 | .0 | .0 |
| **40m/s** | .0 | .0 | .0 | .0 | .0 | .0 | .0 | .0 | .0 | .0 | .0 | .0 | .0 | .0 | .0 | .0 | .0 |
| **100m/s** | | | | | | | | | | | | | | | | | |
| 合計 (%) | 8.1 | 12.7 | 4.9 | 3.6 | 7.2 | 3.4 | 10.0 | 14.0 | 5.0 | 1.4 | 1.2 | 1.5 | 5.3 | 6.9 | 5.4 | 2.5 | 93.2 |

[註**1**]: 風速介於 **1.0m/s~ 2.0m/s** 佔 **30.2%** 。主風向 **SSE** 佔 **14.0%** 。

[註**2**]: 風速平均值 **= 1.9m/s** , 風速最大值 **= 8.2m/s** , 其風向爲 **W** 。

[註**3**]: 風速小於**5m/s** 佔 **98.6%**; 介於**5~10m/s** 佔 **1.4%** ; 風速大於**10m/s** 佔 **.0%**。

[註**4**]: 風向介於 **N~E** 佔 **30.3%**;**E~S** 佔 **34.7%** ;**S~W** 佔 **7.9%** ;**W~N** 佔 **20.2%**; 靜風佔 **6.8%** 。

[註**5**]: 資料每小時記錄一次 , 合計 **8802**筆 ( **99.7%**) , 檔名 : **W44NTPW0.1HY** 。

# 表6.2.65　歷年 夏季 臺北港測站 W 風速及風向聯合分佈百分比 (%) 統計表

**2004年 6月 1日 0時 ~ 2007年 8月31日23時**

| 風向<br>風速 | N | NNE | NE | ENE | E | ESE | SE | SSE | S | SSW | SW | WSW | W | WNW | NW | NNW | 合計<br>(%) |
|---|---|---|---|---|---|---|---|---|---|---|---|---|---|---|---|---|---|
| **.3m/s** | .7 | .7 | .8 | 1.5 | 5.8 | 2.7 | 2.3 | 1.8 | 1.9 | .6 | .6 | .6 | 1.3 | 1.0 | .8 | .4 | 23.7 |
| **1m/s** | 1.2 | .9 | .7 | .6 | 3.4 | 1.4 | 4.6 | 6.1 | 2.5 | .7 | .8 | .9 | 2.1 | 2.8 | 1.4 | .7 | 30.8 |
| **2m/s** | 1.5 | 1.0 | .3 | .2 | .5 | 1.0 | 2.8 | 4.3 | .7 | .1 | .2 | .9 | 1.5 | 2.9 | 1.9 | .8 | 20.6 |
| **3m/s** | .8 | .4 | .1 | .0 | .2 | .6 | 1.6 | 1.3 | .1 | .1 | .2 | .6 | .8 | 1.9 | 1.7 | .3 | 10.8 |
| **4m/s** | .3 | .2 | .1 | .0 | .1 | .2 | .8 | .4 | .0 | .1 | .1 | .3 | .4 | .9 | .8 | .1 | 4.7 |
| **5m/s** | .0 | .0 | .0 | .0 | .0 | .1 | .4 | .1 | .0 | .0 | .1 | .0 | .0 | .1 | .1 | .0 | 1.2 |
| **6m/s** | .0 | .0 | .0 | .0 | .0 | .0 | .1 | .0 | .0 | .0 | .0 | .0 | .0 | .0 | .1 | .0 | .5 |
| **7m/s** | .0 | .0 | .0 | .0 | .0 | .0 | .1 | .0 | .0 | .0 | .0 | .0 | .0 | .0 | .1 | .0 | .3 |
| **8m/s** | .0 | .0 | .0 | .0 | .0 | .0 | .0 | .0 | .0 | .0 | .0 | .0 | .0 | .0 | .1 | .0 | .2 |
| **10m/s** | .0 | .0 | .0 | .0 | .0 | .0 | .0 | .0 | .0 | .0 | .0 | .0 | .0 | .0 | .0 | .0 | .0 |
| **12m/s** | .0 | .0 | .0 | .0 | .0 | .0 | .0 | .0 | .0 | .0 | .0 | .0 | .0 | .0 | .0 | .0 | .0 |
| **14m/s** | .0 | .0 | .0 | .0 | .0 | .0 | .0 | .0 | .0 | .0 | .0 | .0 | .0 | .0 | .0 | .0 | .0 |
| **16m/s** | .0 | .0 | .0 | .0 | .0 | .0 | .0 | .0 | .0 | .0 | .0 | .0 | .0 | .0 | .0 | .0 | .0 |
| **18m/s** | .0 | .0 | .0 | .0 | .0 | .0 | .0 | .0 | .0 | .0 | .0 | .0 | .0 | .0 | .0 | .0 | .0 |
| **20m/s** | .0 | .0 | .0 | .0 | .0 | .0 | .0 | .0 | .0 | .0 | .0 | .0 | .0 | .0 | .0 | .0 | .0 |
| **25m/s** | .0 | .0 | .0 | .0 | .0 | .0 | .0 | .0 | .0 | .0 | .0 | .0 | .0 | .0 | .0 | .0 | .0 |
| **30m/s** | .0 | .0 | .0 | .0 | .0 | .0 | .0 | .0 | .0 | .0 | .0 | .0 | .0 | .0 | .0 | .0 | .0 |
| **35m/s** | .0 | .0 | .0 | .0 | .0 | .0 | .0 | .0 | .0 | .0 | .0 | .0 | .0 | .0 | .0 | .0 | .0 |
| **40m/s** | .0 | .0 | .0 | .0 | .0 | .0 | .0 | .0 | .0 | .0 | .0 | .0 | .0 | .0 | .0 | .0 | .0 |
| **100m/s** | | | | | | | | | | | | | | | | | |
| 合計 (%) | 4.6 | 3.3 | 2.1 | 2.2 | 10.0 | 6.1 | 12.8 | 14.2 | 5.3 | 1.6 | 2.0 | 3.4 | 6.3 | 9.7 | 6.9 | 2.4 | 92.7 |

[註**1**]: 風速介於 **1.0m/s**~ **2.0m/s** 佔 **30.8%** 。主風向 **SSE** 佔 **14.2%** 。

[註**2**]: 風速平均值 = **1.8m/s** , 風速最大值 = **11.9m/s** , 其風向爲 **WNW**。

[註**3**]: 風速小於**5m/s** 佔 **97.9%**; 介於**5**~**10m/s** 佔 **2.1%** ; 風速大於**10m/s** 佔 **.0%**。

[註**4**]: 風向介於 **N**~**E** 佔 **13.8%**;**E**~**S** 佔 **43.0%** ;**S**~**W** 佔 **11.2%** ;**W**~**N** 佔 **24.7%**; 靜風佔 **7.3%** 。

[註**5**]: 資料每小時記錄一次 , 合計 **8805**筆 ( **99.7%**) , 檔名 : **W44STPW0.1HY** 。

# 表6.2.66　歷年 秋季 臺北港測站 W 風速及風向聯合分佈百分比 (%) 統計表

**2004年 9月 1日 0時 ~ 2007年11月30日23時**

| 風向<br>風速 | N | NNE | NE | ENE | E | ESE | SE | SSE | S | SSW | SW | WSW | W | WNW | NW | NNW | 合計<br>(%) |
|---|---|---|---|---|---|---|---|---|---|---|---|---|---|---|---|---|---|
| **.3m/s** | .8 | .9 | 1.6 | 2.8 | 5.9 | 2.4 | 1.2 | .8 | .8 | .2 | .3 | .3 | .9 | .4 | .3 | .3 | 19.9 |
| **1m/s** | 1.3 | 3.2 | 4.1 | 3.6 | 5.9 | 1.8 | 3.4 | 2.1 | 1.4 | .4 | .2 | .3 | .9 | 1.0 | .6 | .8 | 30.9 |
| **2m/s** | 2.1 | 5.5 | 4.1 | 2.8 | 1.5 | 2.0 | 3.3 | 2.1 | .3 | .1 | .1 | .1 | .2 | .6 | .6 | .5 | 26.0 |
| **3m/s** | 1.4 | 4.7 | 1.2 | .5 | .4 | .9 | 2.0 | 1.0 | .0 | .0 | .0 | .0 | .1 | .2 | .3 | .2 | 12.8 |
| **4m/s** | .8 | 1.7 | .1 | .0 | .1 | .1 | .8 | .3 | .0 | .0 | .0 | .0 | .0 | .0 | .1 | .2 | 4.3 |
| **5m/s** | .3 | .3 | .0 | .0 | .0 | .1 | .2 | .0 | .0 | .0 | .0 | .0 | .0 | .0 | .0 | .1 | 1.1 |
| **6m/s** | .1 | .0 | .0 | .0 | .0 | .0 | .0 | .0 | .0 | .0 | .0 | .0 | .0 | .0 | .0 | .0 | .4 |
| **7m/s** | .0 | .0 | .0 | .0 | .0 | .0 | .0 | .0 | .0 | .0 | .0 | .0 | .0 | .0 | .0 | .0 | .1 |
| **8m/s** | .0 | .0 | .0 | .0 | .0 | .0 | .0 | .0 | .0 | .0 | .0 | .0 | .0 | .0 | .0 | .0 | .1 |
| **10m/s** | .0 | .0 | .0 | .0 | .0 | .0 | .0 | .0 | .0 | .0 | .0 | .0 | .0 | .0 | .0 | .0 | .0 |
| **12m/s** | .0 | .0 | .0 | .0 | .0 | .0 | .0 | .0 | .0 | .0 | .0 | .0 | .0 | .0 | .0 | .0 | .0 |
| **14m/s** | .0 | .0 | .0 | .0 | .0 | .0 | .0 | .0 | .0 | .0 | .0 | .0 | .0 | .0 | .0 | .0 | .0 |
| **16m/s** | .0 | .0 | .0 | .0 | .0 | .0 | .0 | .0 | .0 | .0 | .0 | .0 | .0 | .0 | .0 | .0 | .0 |
| **18m/s** | .0 | .0 | .0 | .0 | .0 | .0 | .0 | .0 | .0 | .0 | .0 | .0 | .0 | .0 | .0 | .0 | .0 |
| **20m/s** | .0 | .0 | .0 | .0 | .0 | .0 | .0 | .0 | .0 | .0 | .0 | .0 | .0 | .0 | .0 | .0 | .0 |
| **25m/s** | .0 | .0 | .0 | .0 | .0 | .0 | .0 | .0 | .0 | .0 | .0 | .0 | .0 | .0 | .0 | .0 | .0 |
| **30m/s** | .0 | .0 | .0 | .0 | .0 | .0 | .0 | .0 | .0 | .0 | .0 | .0 | .0 | .0 | .0 | .0 | .0 |
| **35m/s** | .0 | .0 | .0 | .0 | .0 | .0 | .0 | .0 | .0 | .0 | .0 | .0 | .0 | .0 | .0 | .0 | .0 |
| **40m/s** | .0 | .0 | .0 | .0 | .0 | .0 | .0 | .0 | .0 | .0 | .0 | .0 | .0 | .0 | .0 | .0 | .0 |
| **100m/s** | | | | | | | | | | | | | | | | | |
| 合計 (%) | 6.7 | 16.3 | 11.1 | 9.6 | 13.9 | 7.4 | 11.1 | 6.3 | 2.5 | .8 | .6 | .7 | 2.2 | 2.2 | 2.0 | 2.2 | 95.6 |

[註1]: 風速介於 **1.0m/s~ 2.0m/s** 佔 **30.9%** 。主風向 **NNE** 佔 **16.3%** 。

[註2]: 風速平均值 **= 1.9m/s** , 風速最大值 **= 11.0m/s** , 其風向爲 **N** 。

[註3]: 風速小於**5m/s** 佔 **98.2%**; 介於**5~10m/s** 佔 **1.7%** ; 風速大於**10m/s** 佔 **.0%**。

[註4]: 風向介於 **N~E** 佔 **47.8%**;**E~S** 佔 **34.7%** ;**S~W** 佔 **3.9%** ;**W~N** 佔 **9.1%**; 靜風佔 **4.4%** 。

[註5]: 資料每小時記錄一次 , 合計 **8657**筆 ( **99.1%**) , 檔名 : **W44FTPW0.1HY** 。

# 表6.2.67　歷年 臺北港測站 W 風速及風向聯合分佈百分比 (%) 統計表

**2004年 1月 1日 0時 ~ 2007年11月30日23時**

| 風向<br>風速 | N | NNE | NE | ENE | E | ESE | SE | SSE | S | SSW | SW | WSW | W | WNW | NW | NNW | 合計<br>(%) |
|---|---|---|---|---|---|---|---|---|---|---|---|---|---|---|---|---|---|
| **.3m/s** | .9 | .9 | 1.2 | 2.0 | 4.9 | 2.2 | 1.6 | 1.1 | 1.2 | .4 | .4 | .5 | 1.2 | .9 | .7 | .4 | 20.4 |
| **1m/s** | 1.7 | 2.4 | 2.3 | 2.0 | 4.0 | 1.4 | 3.6 | 3.4 | 1.8 | .5 | .4 | .5 | 1.7 | 2.1 | 1.4 | .9 | 30.1 |
| **2m/s** | 2.4 | 4.0 | 2.5 | 1.3 | .8 | 1.0 | 2.7 | 3.4 | .6 | .1 | .1 | .4 | .8 | 1.7 | 1.3 | .6 | 23.8 |
| **3m/s** | 1.7 | 3.6 | .8 | .2 | .2 | .5 | 1.7 | 1.7 | .1 | .0 | .1 | .2 | .4 | .9 | .8 | .3 | 13.1 |
| **4m/s** | .6 | 1.9 | .1 | .0 | .1 | .1 | .6 | .6 | .0 | .0 | .0 | .1 | .1 | .3 | .3 | .1 | 5.1 |
| **5m/s** | .1 | .6 | .0 | .0 | .0 | .1 | .2 | .1 | .0 | .0 | .0 | .0 | .0 | .1 | .0 | .0 | 1.3 |
| **6m/s** | .0 | .1 | .0 | .0 | .0 | .0 | .1 | .0 | .0 | .0 | .0 | .0 | .0 | .0 | .0 | .0 | .3 |
| **7m/s** | .0 | .0 | .0 | .0 | .0 | .0 | .0 | .0 | .0 | .0 | .0 | .0 | .0 | .0 | .0 | .0 | .1 |
| **8m/s** | .0 | .0 | .0 | .0 | .0 | .0 | .0 | .0 | .0 | .0 | .0 | .0 | .0 | .0 | .0 | .0 | .1 |
| **10m/s** | .0 | .0 | .0 | .0 | .0 | .0 | .0 | .0 | .0 | .0 | .0 | .0 | .0 | .0 | .0 | .0 | .0 |
| **12m/s** | .0 | .0 | .0 | .0 | .0 | .0 | .0 | .0 | .0 | .0 | .0 | .0 | .0 | .0 | .0 | .0 | .0 |
| **14m/s** | .0 | .0 | .0 | .0 | .0 | .0 | .0 | .0 | .0 | .0 | .0 | .0 | .0 | .0 | .0 | .0 | .0 |
| **16m/s** | .0 | .0 | .0 | .0 | .0 | .0 | .0 | .0 | .0 | .0 | .0 | .0 | .0 | .0 | .0 | .0 | .0 |
| **18m/s** | .0 | .0 | .0 | .0 | .0 | .0 | .0 | .0 | .0 | .0 | .0 | .0 | .0 | .0 | .0 | .0 | .0 |
| **20m/s** | .0 | .0 | .0 | .0 | .0 | .0 | .0 | .0 | .0 | .0 | .0 | .0 | .0 | .0 | .0 | .0 | .0 |
| **25m/s** | .0 | .0 | .0 | .0 | .0 | .0 | .0 | .0 | .0 | .0 | .0 | .0 | .0 | .0 | .0 | .0 | .0 |
| **30m/s** | .0 | .0 | .0 | .0 | .0 | .0 | .0 | .0 | .0 | .0 | .0 | .0 | .0 | .0 | .0 | .0 | .0 |
| **35m/s** | .0 | .0 | .0 | .0 | .0 | .0 | .0 | .0 | .0 | .0 | .0 | .0 | .0 | .0 | .0 | .0 | .0 |
| **40m/s** | .0 | .0 | .0 | .0 | .0 | .0 | .0 | .0 | .0 | .0 | .0 | .0 | .0 | .0 | .0 | .0 | .0 |
| **100m/s** | | | | | | | | | | | | | | | | | |
| 合計 (%) | 7.5 | 13.4 | 6.9 | 5.5 | 10.1 | 5.2 | 10.4 | 10.4 | 3.8 | 1.1 | 1.1 | 1.6 | 4.3 | 6.0 | 4.5 | 2.4 | 94.3 |

[註1]: 風速介於 **1.0m/s~ 2.0m/s** 佔 **30.1%** 。主風向 **NNE** 佔 **13.4%** 。

[註2]: 風速平均值 **= 1.9m/s** , 風速最大值 **= 11.9m/s** , 其風向爲 **WNW**。

[註3]: 風速小於**5m/s** 佔 **98.2%**; 介於**5~10m/s** 佔 **1.8%** ; 風速大於**10m/s** 佔 **.0%**。

[註4]: 風向介於 **N~E** 佔 **35.5%**;**E~S** 佔 **34.6%** ;**S~W** 佔 **6.8%** ;**W~N** 佔 **17.4%**; 靜風佔 **5.7%** 。

[註5]: 資料每小時記錄一次 , 合計 **33990**筆 ( **99.0%**) , 檔名 : **W440TPW0.1HY** 。

## 6.3　2007年臺中港風速及風向聯合分佈表

# 表6.3.1　2006年 12月 臺中港測站7風速及風向聯合分佈百分比 (%) 統計表

**2006年12月 1日 1時 ~ 2006年12月31日23時**

| 風向<br>風速 | N | NNE | NE | ENE | E | ESE | SE | SSE | S | SSW | SW | WSW | W | WNW | NW | NNW | 合計<br>(%) |
|---|---|---|---|---|---|---|---|---|---|---|---|---|---|---|---|---|---|
| **.3m/s** | .1 | .1 | .3 | .0 | .1 | .0 | .0 | .0 | .1 | .0 | .0 | .0 | .0 | .0 | .1 | .0 | .9 |
| **1m/s** | .1 | .5 | 1.9 | .9 | .5 | .0 | .3 | .0 | .0 | .3 | .1 | .0 | .0 | .0 | .1 | .0 | 4.8 |
| **2m/s** | .4 | 1.9 | 4.0 | .8 | .0 | .0 | .1 | .0 | .0 | .1 | .0 | .1 | .1 | .1 | .1 | .0 | 7.9 |
| **3m/s** | .4 | 2.7 | 2.4 | .4 | .0 | .0 | .0 | .0 | .0 | .0 | .0 | .0 | .3 | .0 | .0 | .0 | 6.2 |
| **4m/s** | 1.5 | 3.6 | 3.2 | .1 | .0 | .0 | .0 | .0 | .0 | .0 | .0 | .0 | .0 | .0 | .0 | .1 | 8.6 |
| **5m/s** | 2.2 | 4.0 | 3.5 | .1 | .0 | .0 | .0 | .0 | .0 | .0 | .0 | .0 | .0 | .0 | .0 | .0 | 9.8 |
| **6m/s** | .7 | 4.6 | 2.8 | .0 | .0 | .0 | .0 | .0 | .0 | .0 | .0 | .0 | .0 | .0 | .0 | .0 | 8.1 |
| **7m/s** | 1.6 | 4.2 | 1.9 | .0 | .0 | .0 | .0 | .0 | .0 | .0 | .0 | .0 | .0 | .0 | .0 | .0 | 7.7 |
| **8m/s** | .5 | 11.3 | 3.2 | .0 | .0 | .0 | .0 | .0 | .0 | .0 | .0 | .0 | .0 | .0 | .0 | .0 | 15.1 |
| **10m/s** | .0 | 10.5 | 4.0 | .0 | .0 | .0 | .0 | .0 | .0 | .0 | .0 | .0 | .0 | .0 | .0 | .0 | 14.5 |
| **12m/s** | .4 | 7.8 | 2.3 | .0 | .0 | .0 | .0 | .0 | .0 | .0 | .0 | .0 | .0 | .0 | .0 | .0 | 10.5 |
| **14m/s** | .3 | 4.0 | .9 | .0 | .0 | .0 | .0 | .0 | .0 | .0 | .0 | .0 | .0 | .0 | .0 | .0 | 5.2 |
| **16m/s** | .0 | .3 | .3 | .0 | .0 | .0 | .0 | .0 | .0 | .0 | .0 | .0 | .0 | .0 | .0 | .0 | .5 |
| **18m/s** | .0 | .0 | .0 | .0 | .0 | .0 | .0 | .0 | .0 | .0 | .0 | .0 | .0 | .0 | .0 | .0 | .0 |
| **20m/s** | .0 | .0 | .0 | .0 | .0 | .0 | .0 | .0 | .0 | .0 | .0 | .0 | .0 | .0 | .0 | .0 | .0 |
| **25m/s** | .0 | .0 | .0 | .0 | .0 | .0 | .0 | .0 | .0 | .0 | .0 | .0 | .0 | .0 | .0 | .0 | .0 |
| **30m/s** | .0 | .0 | .0 | .0 | .0 | .0 | .0 | .0 | .0 | .0 | .0 | .0 | .0 | .0 | .0 | .0 | .0 |
| **35m/s** | .0 | .0 | .0 | .0 | .0 | .0 | .0 | .0 | .0 | .0 | .0 | .0 | .0 | .0 | .0 | .0 | .0 |
| **40m/s** | .0 | .0 | .0 | .0 | .0 | .0 | .0 | .0 | .0 | .0 | .0 | .0 | .0 | .0 | .0 | .0 | .0 |
| **100m/s** | | | | | | | | | | | | | | | | | |
| 合計 (%) | 8.2 | 55.6 | 30.8 | 2.4 | .7 | .0 | .4 | .0 | .1 | .4 | .1 | .1 | .4 | .1 | .4 | .1 | 100.0 |

[註1]: 風速介於 **8.0m/s~ 10.0m/s** 佔 **15.1%** 。主風向 **NNE** 佔 **55.6%** 。

[註2]: 風速平均值 = **7.7m/s** , 風速最大值 = **16.8m/s** , 其風向爲 **NE** 。

[註3]: 風速小於**5m/s** 佔 **28.5%**; 介於**5~10m/s** 佔 **40.6%** ; 風速大於**10m/s** 佔 **30.8%**。

[註4]: 風向介於 **N~E** 佔 **95.2%**;**E~S** 佔 **1.1%** ;**S~W** 佔 **.9%** ;**W~N** 佔 **2.8%**; 靜風佔 **.0%** 。

[註5]: 資料每小時記錄一次 , 合計 **743**筆 ( **99.9%**) , 檔名 : **W06CTC70.1HA** 。

# 表6.3.2　2007年 1月 臺中港測站7風速及風向聯合分佈百分比 (%) 統計表

**2007年 1月 1日 0時 ~ 2007年 1月31日23時**

| 風向<br>風速 | N | NNE | NE | ENE | E | ESE | SE | SSE | S | SSW | SW | WSW | W | WNW | NW | NNW | 合計<br>(%) |
|---|---|---|---|---|---|---|---|---|---|---|---|---|---|---|---|---|---|
| **.3m/s** | .0 | .1 | .0 | .0 | .1 | .1 | .0 | .1 | .0 | .0 | .0 | .0 | .0 | .0 | .0 | .0 | .5 |
| **1m/s** | .3 | .3 | 1.2 | .7 | .4 | .1 | .0 | .3 | .0 | .0 | .0 | .0 | .0 | .0 | .0 | .0 | 3.2 |
| **2m/s** | .5 | .8 | 2.6 | .4 | .0 | .4 | .0 | .0 | .0 | .0 | .0 | .0 | .0 | .0 | .0 | .0 | 4.7 |
| **3m/s** | .5 | 2.3 | 1.3 | .0 | .0 | .0 | .0 | .0 | .0 | .0 | .0 | .0 | .0 | .0 | .0 | .0 | 4.2 |
| **4m/s** | .8 | 2.0 | 2.0 | .0 | .0 | .0 | .0 | .0 | .0 | .0 | .0 | .0 | .0 | .0 | .0 | .0 | 4.8 |
| **5m/s** | .4 | 2.8 | 2.2 | .0 | .0 | .0 | .0 | .0 | .0 | .0 | .0 | .0 | .0 | .0 | .0 | .0 | 5.4 |
| **6m/s** | 1.3 | 4.6 | 2.7 | .0 | .0 | .0 | .0 | .0 | .0 | .0 | .0 | .0 | .0 | .0 | .0 | .1 | 8.7 |
| **7m/s** | 1.5 | 4.7 | 1.5 | .0 | .0 | .0 | .0 | .0 | .0 | .0 | .0 | .0 | .0 | .0 | .0 | .0 | 7.7 |
| **8m/s** | 1.5 | 19.1 | 4.4 | .0 | .0 | .0 | .0 | .0 | .0 | .0 | .0 | .0 | .0 | .0 | .0 | .0 | 25.0 |
| **10m/s** | .9 | 15.3 | 3.2 | .0 | .0 | .0 | .0 | .0 | .0 | .0 | .0 | .0 | .0 | .0 | .0 | .0 | 19.5 |
| **12m/s** | .1 | 10.9 | 2.3 | .0 | .0 | .0 | .0 | .0 | .0 | .0 | .0 | .0 | .0 | .0 | .0 | .0 | 13.3 |
| **14m/s** | .0 | 1.9 | .7 | .0 | .0 | .0 | .0 | .0 | .0 | .0 | .0 | .0 | .0 | .0 | .0 | .0 | 2.6 |
| **16m/s** | .0 | .3 | .1 | .0 | .0 | .0 | .0 | .0 | .0 | .0 | .0 | .0 | .0 | .0 | .0 | .0 | .4 |
| **18m/s** | .0 | .0 | .0 | .0 | .0 | .0 | .0 | .0 | .0 | .0 | .0 | .0 | .0 | .0 | .0 | .0 | .0 |
| **20m/s** | .0 | .0 | .0 | .0 | .0 | .0 | .0 | .0 | .0 | .0 | .0 | .0 | .0 | .0 | .0 | .0 | .0 |
| **25m/s** | .0 | .0 | .0 | .0 | .0 | .0 | .0 | .0 | .0 | .0 | .0 | .0 | .0 | .0 | .0 | .0 | .0 |
| **30m/s** | .0 | .0 | .0 | .0 | .0 | .0 | .0 | .0 | .0 | .0 | .0 | .0 | .0 | .0 | .0 | .0 | .0 |
| **35m/s** | .0 | .0 | .0 | .0 | .0 | .0 | .0 | .0 | .0 | .0 | .0 | .0 | .0 | .0 | .0 | .0 | .0 |
| **40m/s** | .0 | .0 | .0 | .0 | .0 | .0 | .0 | .0 | .0 | .0 | .0 | .0 | .0 | .0 | .0 | .0 | .0 |
| **100m/s** | | | | | | | | | | | | | | | | | |
| 合計 (%) | 7.9 | 65.1 | 24.2 | 1.1 | .5 | .7 | .0 | .4 | .0 | .0 | .0 | .0 | .0 | .0 | .0 | .1 | 100.0 |

[註**1**]: 風速介於 **8.0m/s~ 10.0m/s** 佔 **25.0%** 。主風向 **NNE** 佔 **65.1%** 。

[註**2**]: 風速平均值 **= 8.5m/s** , 風速最大值 **= 16.4m/s** , 其風向爲 **NNE**。

[註**3**]: 風速小於**5m/s** 佔 **17.5%**; 介於**5~10m/s** 佔 **46.8%** ; 風速大於**10m/s** 佔 **35.8%**。

[註**4**]: 風向介於 **N~E** 佔 **97.6%**;**E~S** 佔 **1.1%** ;**S~W** 佔 **.0%** ;**W~N** 佔 **1.3%**; 靜風佔 **.0%** 。

[註**5**]: 資料每小時記錄一次 , 合計 **744**筆 **(100.0%)** , 檔名 **: W071TC70.1HA** 。

# 表6.3.3　2007年 2月 臺中港測站7風速及風向聯合分佈百分比 (%) 統計表

**2007年 2月 1日 0時 ~ 2007年 2月28日23時**

| 風向<br>風速 | N | NNE | NE | ENE | E | ESE | SE | SSE | S | SSW | SW | WSW | W | WNW | NW | NNW | 合計<br>(%) |
|---|---|---|---|---|---|---|---|---|---|---|---|---|---|---|---|---|---|
| **.3m/s** | .0 | .1 | .6 | .3 | .3 | .1 | .1 | .0 | .0 | .0 | .1 | .0 | .0 | .0 | .0 | .3 | 2.1 |
| **1m/s** | .7 | .7 | 3.0 | 1.6 | 1.3 | .9 | 1.0 | 2.1 | .7 | .9 | .7 | .0 | .0 | .1 | .3 | .1 | 14.4 |
| **2m/s** | 1.3 | 3.0 | 6.0 | 1.6 | .4 | .4 | .0 | .3 | 1.0 | .7 | .3 | .3 | .7 | .3 | .4 | .6 | 17.6 |
| **3m/s** | 1.3 | 4.3 | 3.4 | .3 | .0 | .0 | .0 | .0 | .1 | .1 | .1 | .6 | .3 | .7 | .6 | .1 | 12.2 |
| **4m/s** | 2.2 | 4.8 | 2.7 | .1 | .0 | .0 | .0 | .0 | .0 | .0 | .1 | .0 | .0 | .1 | .0 | .3 | 10.4 |
| **5m/s** | 1.3 | 4.8 | 3.7 | .1 | .0 | .0 | .0 | .0 | .1 | .0 | .1 | .0 | .0 | .0 | .0 | .0 | 10.3 |
| **6m/s** | .9 | 4.3 | 1.8 | .0 | .0 | .0 | .0 | .0 | .0 | .0 | .0 | .0 | .0 | .0 | .0 | .3 | 7.3 |
| **7m/s** | .3 | 4.0 | 2.4 | .0 | .0 | .0 | .0 | .0 | .0 | .0 | .0 | .0 | .0 | .0 | .0 | .0 | 6.7 |
| **8m/s** | .7 | 6.4 | 4.0 | .0 | .0 | .0 | .0 | .0 | .0 | .0 | .0 | .0 | .0 | .0 | .0 | .0 | 11.2 |
| **10m/s** | .1 | 3.4 | 1.2 | .0 | .0 | .0 | .0 | .0 | .0 | .0 | .0 | .0 | .0 | .0 | .0 | .0 | 4.8 |
| **12m/s** | .0 | 1.9 | .4 | .0 | .0 | .0 | .0 | .0 | .0 | .0 | .0 | .0 | .0 | .0 | .0 | .0 | 2.4 |
| **14m/s** | .0 | .6 | .0 | .0 | .0 | .0 | .0 | .0 | .0 | .0 | .0 | .0 | .0 | .0 | .0 | .0 | .6 |
| **16m/s** | .0 | .0 | .0 | .0 | .0 | .0 | .0 | .0 | .0 | .0 | .0 | .0 | .0 | .0 | .0 | .0 | .0 |
| **18m/s** | .0 | .0 | .0 | .0 | .0 | .0 | .0 | .0 | .0 | .0 | .0 | .0 | .0 | .0 | .0 | .0 | .0 |
| **20m/s** | .0 | .0 | .0 | .0 | .0 | .0 | .0 | .0 | .0 | .0 | .0 | .0 | .0 | .0 | .0 | .0 | .0 |
| **25m/s** | .0 | .0 | .0 | .0 | .0 | .0 | .0 | .0 | .0 | .0 | .0 | .0 | .0 | .0 | .0 | .0 | .0 |
| **30m/s** | .0 | .0 | .0 | .0 | .0 | .0 | .0 | .0 | .0 | .0 | .0 | .0 | .0 | .0 | .0 | .0 | .0 |
| **35m/s** | .0 | .0 | .0 | .0 | .0 | .0 | .0 | .0 | .0 | .0 | .0 | .0 | .0 | .0 | .0 | .0 | .0 |
| **40m/s** | .0 | .0 | .0 | .0 | .0 | .0 | .0 | .0 | .0 | .0 | .0 | .0 | .0 | .0 | .0 | .0 | .0 |
| **100m/s** | | | | | | | | | | | | | | | | | |
| 合計 (%) | 9.1 | 38.4 | 29.2 | 4.2 | 2.1 | 1.5 | 1.2 | 2.4 | 2.1 | 1.8 | 1.6 | .9 | 1.0 | 1.3 | 1.3 | 1.8 | 99.9 |

[註1]: 風速介於 **2.0m/s~ 3.0m/s** 佔 **17.6%** 。主風向 **NNE** 佔 **38.4%** 。

[註2]: 風速平均值 **= 5.0m/s** , 風速最大值 **= 14.7m/s** , 其風向爲 **NNE**。

[註3]: 風速小於**5m/s** 佔 **56.8%**; 介於**5~10m/s** 佔 **35.4%** ; 風速大於**10m/s** 佔 **7.7%**。

[註4]: 風向介於 **N~E** 佔 **80.1%**;**E~S** 佔 **7.6%** ;**S~W** 佔 **5.7%** ;**W~N** 佔 **6.5%**; 靜風佔 **.1%** 。

[註5]: 資料每小時記錄一次 , 合計 **672**筆 **(100.0%)** , 檔名 : **W072TC70.1HA** 。

# 表6.3.4　2007年 3月 臺中港測站7風速及風向聯合分佈百分比 (%) 統計表

**2007年 3月 1日 0時 ~ 2007年 3月31日23時**

| 風向<br>風速 | N | NNE | NE | ENE | E | ESE | SE | SSE | S | SSW | SW | WSW | W | WNW | NW | NNW | 合計<br>(%) |
|---|---|---|---|---|---|---|---|---|---|---|---|---|---|---|---|---|---|
| **.3m/s** | .3 | .1 | .3 | .1 | .1 | .3 | .1 | .1 | .1 | .3 | .0 | .0 | .0 | .0 | .1 | .1 | 2.2 |
| **1m/s** | .8 | 1.2 | 1.2 | .7 | .3 | .4 | .7 | 1.9 | 1.3 | 1.1 | .8 | .3 | .4 | .3 | .7 | .4 | 12.4 |
| **2m/s** | .8 | 2.4 | 2.8 | .8 | .1 | .1 | .1 | .5 | 2.3 | 2.2 | 1.5 | .3 | .3 | .0 | .1 | .5 | 14.9 |
| **3m/s** | 1.3 | 2.8 | 2.6 | .0 | .0 | .0 | .0 | .5 | 1.2 | 3.4 | 1.6 | .5 | .1 | .0 | .1 | .9 | 15.2 |
| **4m/s** | 2.2 | 4.2 | 3.6 | .3 | .0 | .0 | .0 | .0 | .1 | .5 | .9 | .4 | .1 | .0 | .1 | .0 | 12.5 |
| **5m/s** | 1.5 | 3.8 | 2.3 | .0 | .0 | .0 | .0 | .0 | .0 | .3 | .3 | .1 | .0 | .0 | .0 | .0 | 8.2 |
| **6m/s** | 1.2 | 4.3 | 2.0 | .1 | .0 | .0 | .0 | .0 | .0 | .0 | .0 | .0 | .0 | .0 | .0 | .0 | 7.7 |
| **7m/s** | 1.5 | 4.3 | 1.6 | .0 | .0 | .0 | .0 | .0 | .0 | .0 | .0 | .0 | .0 | .0 | .0 | .0 | 7.4 |
| **8m/s** | .5 | 6.0 | 2.8 | .0 | .0 | .0 | .0 | .0 | .0 | .0 | .0 | .0 | .0 | .0 | .0 | .0 | 9.4 |
| **10m/s** | .0 | 3.5 | 2.2 | .0 | .0 | .0 | .0 | .0 | .0 | .0 | .0 | .0 | .0 | .0 | .0 | .0 | 5.6 |
| **12m/s** | .3 | 2.3 | 1.3 | .0 | .0 | .0 | .0 | .0 | .0 | .0 | .0 | .0 | .0 | .0 | .0 | .0 | 3.9 |
| **14m/s** | .0 | .5 | .1 | .0 | .0 | .0 | .0 | .0 | .0 | .0 | .0 | .0 | .0 | .0 | .0 | .0 | .7 |
| **16m/s** | .0 | .0 | .0 | .0 | .0 | .0 | .0 | .0 | .0 | .0 | .0 | .0 | .0 | .0 | .0 | .0 | .0 |
| **18m/s** | .0 | .0 | .0 | .0 | .0 | .0 | .0 | .0 | .0 | .0 | .0 | .0 | .0 | .0 | .0 | .0 | .0 |
| **20m/s** | .0 | .0 | .0 | .0 | .0 | .0 | .0 | .0 | .0 | .0 | .0 | .0 | .0 | .0 | .0 | .0 | .0 |
| **25m/s** | .0 | .0 | .0 | .0 | .0 | .0 | .0 | .0 | .0 | .0 | .0 | .0 | .0 | .0 | .0 | .0 | .0 |
| **30m/s** | .0 | .0 | .0 | .0 | .0 | .0 | .0 | .0 | .0 | .0 | .0 | .0 | .0 | .0 | .0 | .0 | .0 |
| **35m/s** | .0 | .0 | .0 | .0 | .0 | .0 | .0 | .0 | .0 | .0 | .0 | .0 | .0 | .0 | .0 | .0 | .0 |
| **40m/s** | .0 | .0 | .0 | .0 | .0 | .0 | .0 | .0 | .0 | .0 | .0 | .0 | .0 | .0 | .0 | .0 | .0 |
| **100m/s** | | | | | | | | | | | | | | | | | |
| 合計 (%) | 10.3 | 35.5 | 22.8 | 2.0 | .5 | .8 | .9 | 3.1 | 5.1 | 7.7 | 5.1 | 1.6 | .9 | .3 | 1.2 | 2.0 | 100.0 |

[註1]: 風速介於 **3.0m/s~ 4.0m/s** 佔 **15.2%** 。主風向 **NNE** 佔 **35.5%** 。

[註2]: 風速平均值 = **5.2m/s** , 風速最大值 = **15.2m/s** , 其風向爲 **NNE**。

[註3]: 風速小於**5m/s** 佔 **57.1%**; 介於**5~10m/s** 佔 **32.7%** ; 風速大於**10m/s** 佔 **10.2%**。

[註4]: 風向介於 **N~E** 佔 **67.9%**;**E~S** 佔 **7.4%** ;**S~W** 佔 **17.7%** ;**W~N** 佔 **7.0%**; 靜風佔 **.0%** 。

[註5]: 資料每小時記錄一次 , 合計 **744**筆 **(100.0%)** , 檔名 : **W073TC70.1HA** 。

# 表6.3.5　2007年 4月 臺中港測站7風速及風向聯合分佈百分比 (%) 統計表

**2007年 4月 1日 0時 ~ 2007年 4月30日23時**

| 風向<br>風速 | N | NNE | NE | ENE | E | ESE | SE | SSE | S | SSW | SW | WSW | W | WNW | NW | NNW | 合計<br>(%) |
|---|---|---|---|---|---|---|---|---|---|---|---|---|---|---|---|---|---|
| **.3m/s** | .6 | .0 | 1.3 | .4 | .6 | .4 | .6 | .3 | .1 | .0 | .1 | .0 | .3 | .0 | .4 | .4 | 5.7 |
| **1m/s** | 1.6 | 2.4 | 3.4 | 1.3 | 1.0 | 1.0 | 1.6 | 1.0 | 1.9 | .7 | 1.2 | .9 | .1 | .3 | .7 | 1.2 | 20.5 |
| **2m/s** | 2.2 | 3.5 | 2.2 | .1 | .1 | .6 | .4 | 1.0 | 1.5 | 1.5 | .3 | .3 | .4 | 1.2 | .4 | 1.5 | 17.4 |
| **3m/s** | 2.5 | 2.8 | 2.4 | .1 | .0 | .0 | .0 | .3 | 2.4 | 1.0 | .6 | .7 | .4 | .4 | .1 | .3 | 14.1 |
| **4m/s** | 1.0 | 2.7 | 2.4 | .1 | .0 | .0 | .0 | .0 | .1 | .9 | 1.5 | .0 | .0 | .0 | .1 | .1 | 9.0 |
| **5m/s** | 1.5 | 2.2 | 3.2 | .1 | .0 | .0 | .0 | .0 | .0 | .3 | .7 | .0 | .0 | .0 | .0 | .0 | 8.1 |
| **6m/s** | .9 | 1.6 | 1.9 | .1 | .0 | .0 | .0 | .0 | .0 | .0 | .3 | .0 | .0 | .0 | .0 | .3 | 5.2 |
| **7m/s** | .0 | 2.4 | 2.7 | .1 | .0 | .0 | .0 | .0 | .0 | .0 | .0 | .0 | .0 | .0 | .0 | .0 | 5.2 |
| **8m/s** | .0 | 4.6 | 2.1 | .0 | .0 | .0 | .0 | .0 | .0 | .0 | .0 | .0 | .0 | .0 | .0 | .1 | 6.8 |
| **10m/s** | .4 | 2.4 | 1.0 | .0 | .0 | .0 | .0 | .0 | .0 | .0 | .0 | .0 | .0 | .0 | .0 | .0 | 3.8 |
| **12m/s** | .1 | 2.2 | 1.2 | .0 | .0 | .0 | .0 | .0 | .0 | .0 | .0 | .0 | .0 | .0 | .0 | .0 | 3.5 |
| **14m/s** | .0 | .0 | .3 | .0 | .0 | .0 | .0 | .0 | .0 | .0 | .0 | .0 | .0 | .0 | .0 | .0 | .3 |
| **16m/s** | .0 | .1 | .0 | .0 | .0 | .0 | .0 | .0 | .0 | .0 | .0 | .0 | .0 | .0 | .0 | .0 | .1 |
| **18m/s** | .0 | .1 | .0 | .0 | .0 | .0 | .0 | .0 | .0 | .0 | .0 | .0 | .0 | .0 | .0 | .0 | .1 |
| **20m/s** | .0 | .0 | .0 | .0 | .0 | .0 | .0 | .0 | .0 | .0 | .0 | .0 | .0 | .0 | .0 | .0 | .0 |
| **25m/s** | .0 | .0 | .0 | .0 | .0 | .0 | .0 | .0 | .0 | .0 | .0 | .0 | .0 | .0 | .0 | .0 | .0 |
| **30m/s** | .0 | .0 | .0 | .0 | .0 | .0 | .0 | .0 | .0 | .0 | .0 | .0 | .0 | .0 | .0 | .0 | .0 |
| **35m/s** | .0 | .0 | .0 | .0 | .0 | .0 | .0 | .0 | .0 | .0 | .0 | .0 | .0 | .0 | .0 | .0 | .0 |
| **40m/s** | .0 | .0 | .0 | .0 | .0 | .0 | .0 | .0 | .0 | .0 | .0 | .0 | .0 | .0 | .0 | .0 | .0 |
| **100m/s** | | | | | | | | | | | | | | | | | |
| 合計 (%) | 10.9 | 27.0 | 24.0 | 2.7 | 1.8 | 2.1 | 2.7 | 2.7 | 6.0 | 4.4 | 4.7 | 1.9 | 1.3 | 1.9 | 1.9 | 4.0 | 99.9 |

[註**1**]: 風速介於 **1.0m/s~ 2.0m/s** 佔 **20.5%** 。主風向 **NNE** 佔 **27.0%** 。

[註**2**]: 風速平均值 **= 4.4m/s** , 風速最大值 **= 18.5m/s** , 其風向爲 **NNE**。

[註**3**]: 風速小於**5m/s** 佔 **66.9%**; 介於**5~10m/s** 佔 **25.2%** ; 風速大於**10m/s** 佔 **8.0%**。

[註**4**]: 風向介於 **N~E** 佔 **63.0%**;**E~S** 佔 **10.9%** ;**S~W** 佔 **14.4%** ;**W~N** 佔 **11.5%**; 靜風佔 **.1%** 。

[註**5**]: 資料每小時記錄一次 , 合計 **679**筆 ( **94.3%**) , 檔名 : **W074TC70.1HA** 。

# 表6.3.6　2007年 5月 臺中港測站7風速及風向聯合分佈百分比 (%) 統計表

**2007年 5月 1日 0時 ~ 2007年 5月31日23時**

| 風向<br>風速 | N | NNE | NE | ENE | E | ESE | SE | SSE | S | SSW | SW | WSW | W | WNW | NW | NNW | 合計<br>(%) |
|---|---|---|---|---|---|---|---|---|---|---|---|---|---|---|---|---|---|
| **.3m/s** | .0 | .7 | .7 | .3 | .7 | .8 | .4 | .5 | .3 | .1 | .1 | .0 | .1 | .3 | .3 | .7 | 5.9 |
| **1m/s** | .8 | 1.5 | 3.2 | 1.6 | 2.3 | 1.5 | 2.7 | 2.0 | 3.5 | 2.0 | 1.7 | 1.6 | .9 | .8 | .7 | .4 | 27.3 |
| **2m/s** | 2.6 | 2.4 | 1.6 | .4 | .4 | .5 | .3 | 1.6 | 4.4 | 3.5 | 2.6 | 1.1 | .8 | .8 | .8 | .9 | 24.7 |
| **3m/s** | 3.4 | 3.1 | .8 | .3 | .0 | .0 | .0 | .4 | 1.5 | 1.7 | 2.0 | 1.1 | .7 | .9 | .7 | .8 | 17.3 |
| **4m/s** | 2.2 | 3.0 | .3 | .3 | .0 | .0 | .0 | .0 | .4 | 1.9 | 2.7 | .7 | .5 | .3 | .0 | .5 | 12.6 |
| **5m/s** | 1.3 | 2.2 | .3 | .0 | .0 | .0 | .0 | .0 | .0 | .5 | 1.6 | .3 | .0 | .0 | .0 | .0 | 6.2 |
| **6m/s** | .5 | 1.7 | .1 | .0 | .0 | .0 | .0 | .0 | .0 | .0 | .3 | .0 | .0 | .0 | .0 | .0 | 2.7 |
| **7m/s** | .4 | 1.1 | .0 | .0 | .0 | .0 | .0 | .0 | .0 | .0 | .0 | .0 | .0 | .0 | .0 | .0 | 1.5 |
| **8m/s** | .0 | .5 | .0 | .0 | .0 | .0 | .0 | .0 | .0 | .0 | .0 | .0 | .0 | .0 | .0 | .0 | .5 |
| **10m/s** | .0 | .0 | .0 | .0 | .0 | .0 | .0 | .0 | .0 | .0 | .0 | .0 | .0 | .0 | .0 | .0 | .0 |
| **12m/s** | .0 | .0 | .0 | .0 | .0 | .0 | .0 | .0 | .0 | .0 | .0 | .0 | .0 | .0 | .0 | .0 | .0 |
| **14m/s** | .0 | .0 | .0 | .0 | .0 | .0 | .0 | .0 | .0 | .0 | .0 | .0 | .0 | .0 | .0 | .0 | .0 |
| **16m/s** | .0 | .0 | .0 | .0 | .0 | .0 | .0 | .0 | .0 | .0 | .0 | .0 | .0 | .0 | .0 | .0 | .0 |
| **18m/s** | .0 | .0 | .0 | .0 | .0 | .0 | .0 | .0 | .0 | .0 | .0 | .0 | .0 | .0 | .0 | .0 | .0 |
| **20m/s** | .0 | .0 | .0 | .0 | .0 | .0 | .0 | .0 | .0 | .0 | .0 | .0 | .0 | .0 | .0 | .0 | .0 |
| **25m/s** | .0 | .0 | .0 | .0 | .0 | .0 | .0 | .0 | .0 | .0 | .0 | .0 | .0 | .0 | .0 | .0 | .0 |
| **30m/s** | .0 | .0 | .0 | .0 | .0 | .0 | .0 | .0 | .0 | .0 | .0 | .0 | .0 | .0 | .0 | .0 | .0 |
| **35m/s** | .0 | .0 | .0 | .0 | .0 | .0 | .0 | .0 | .0 | .0 | .0 | .0 | .0 | .0 | .0 | .0 | .0 |
| **40m/s** | .0 | .0 | .0 | .0 | .0 | .0 | .0 | .0 | .0 | .0 | .0 | .0 | .0 | .0 | .0 | .0 | .0 |
| **100m/s** | | | | | | | | | | | | | | | | | |
| 合計 (%) | 11.2 | 16.1 | 7.0 | 2.8 | 3.4 | 2.8 | 3.4 | 4.6 | 10.1 | 9.8 | 11.0 | 4.7 | 3.1 | 3.1 | 2.4 | 3.4 | 98.8 |

[註1]: 風速介於 **1.0m/s~ 2.0m/s** 佔 **27.3%** 。主風向 **NNE** 佔 **16.1%** 。

[註2]: 風速平均值 = **2.9m/s** , 風速最大值 = **9.0m/s** , 其風向爲 **NNE**。

[註3]: 風速小於**5m/s** 佔 **89.1%**; 介於**5~10m/s** 佔 **10.9%** ; 風速大於**10m/s** 佔 **.0%**。

[註4]: 風向介於 **N~E** 佔 **35.1%**;**E~S** 佔 **18.8%** ;**S~W** 佔 **31.7%** ;**W~N** 佔 **13.2%**; 靜風佔 **1.2%** 。

[註5]: 資料每小時記錄一次 , 合計 **744**筆 **(100.0%)** , 檔名 : **W075TC70.1HA** 。

# 表6.3.7　2007年 6月 臺中港測站7風速及風向聯合分佈百分比 (%) 統計表

**2007年 6月 1日 0時 ~ 2007年 6月30日23時**

| 風向<br>風速 | N | NNE | NE | ENE | E | ESE | SE | SSE | S | SSW | SW | WSW | W | WNW | NW | NNW | 合計<br>(%) |
|---|---|---|---|---|---|---|---|---|---|---|---|---|---|---|---|---|---|
| **.3m/s** | .4 | .1 | .3 | .8 | .4 | .8 | .4 | .7 | .6 | .0 | .1 | .1 | .3 | .1 | .1 | .1 | 5.6 |
| **1m/s** | .8 | .4 | 1.1 | 1.5 | 1.9 | 1.5 | 2.4 | 3.1 | 2.8 | 1.5 | .7 | 1.3 | .4 | .4 | .7 | .3 | 20.8 |
| **2m/s** | 1.5 | 1.7 | .1 | .0 | .0 | .7 | 1.0 | 4.7 | 10.1 | 5.1 | 1.0 | .3 | 1.0 | 1.8 | .4 | .4 | 29.9 |
| **3m/s** | 1.4 | .4 | .3 | .1 | .0 | .0 | .7 | 1.8 | 7.5 | 6.7 | 2.8 | .7 | .7 | .3 | .7 | .8 | 24.9 |
| **4m/s** | .1 | .3 | .0 | .0 | .0 | .1 | .3 | .6 | 2.5 | 3.5 | 2.6 | 1.7 | 1.1 | .3 | .0 | .0 | 13.1 |
| **5m/s** | .1 | .0 | .0 | .0 | .0 | .0 | .0 | .1 | .1 | 1.0 | 2.6 | .7 | .1 | .0 | .0 | .0 | 4.9 |
| **6m/s** | .0 | .0 | .0 | .0 | .0 | .0 | .0 | .0 | .0 | .0 | .6 | .0 | .0 | .0 | .0 | .0 | .6 |
| **7m/s** | .0 | .0 | .0 | .0 | .0 | .0 | .0 | .0 | .0 | .0 | .0 | .1 | .0 | .0 | .0 | .0 | .1 |
| **8m/s** | .0 | .0 | .0 | .0 | .0 | .0 | .0 | .0 | .0 | .0 | .1 | .0 | .0 | .0 | .0 | .0 | .1 |
| **10m/s** | .0 | .0 | .0 | .0 | .0 | .0 | .0 | .0 | .0 | .0 | .0 | .0 | .0 | .0 | .0 | .0 | .0 |
| **12m/s** | .0 | .0 | .0 | .0 | .0 | .0 | .0 | .0 | .0 | .0 | .0 | .0 | .0 | .0 | .0 | .0 | .0 |
| **14m/s** | .0 | .0 | .0 | .0 | .0 | .0 | .0 | .0 | .0 | .0 | .0 | .0 | .0 | .0 | .0 | .0 | .0 |
| **16m/s** | .0 | .0 | .0 | .0 | .0 | .0 | .0 | .0 | .0 | .0 | .0 | .0 | .0 | .0 | .0 | .0 | .0 |
| **18m/s** | .0 | .0 | .0 | .0 | .0 | .0 | .0 | .0 | .0 | .0 | .0 | .0 | .0 | .0 | .0 | .0 | .0 |
| **20m/s** | .0 | .0 | .0 | .0 | .0 | .0 | .0 | .0 | .0 | .0 | .0 | .0 | .0 | .0 | .0 | .0 | .0 |
| **25m/s** | .0 | .0 | .0 | .0 | .0 | .0 | .0 | .0 | .0 | .0 | .0 | .0 | .0 | .0 | .0 | .0 | .0 |
| **30m/s** | .0 | .0 | .0 | .0 | .0 | .0 | .0 | .0 | .0 | .0 | .0 | .0 | .0 | .0 | .0 | .0 | .0 |
| **35m/s** | .0 | .0 | .0 | .0 | .0 | .0 | .0 | .0 | .0 | .0 | .0 | .0 | .0 | .0 | .0 | .0 | .0 |
| **40m/s** | .0 | .0 | .0 | .0 | .0 | .0 | .0 | .0 | .0 | .0 | .0 | .0 | .0 | .0 | .0 | .0 | .0 |
| **100m/s** | | | | | | | | | | | | | | | | | |
| 合計 (%) | 4.4 | 2.9 | 1.8 | 2.5 | 2.4 | 3.2 | 4.7 | 11.0 | 23.6 | 17.8 | 10.6 | 4.9 | 3.6 | 2.9 | 1.9 | 1.7 | 99.9 |

[註**1**]: 風速介於 **2.0m/s~ 3.0m/s** 佔 **29.9%** 。主風向 **S** 佔 **23.6%** 。

[註**2**]: 風速平均值 **= 2.8m/s** , 風速最大值 **= 8.4m/s** , 其風向爲 **SW** 。

[註**3**]: 風速小於**5m/s** 佔 **94.3%**; 介於**5~10m/s** 佔 **5.7%** ; 風速大於**10m/s** 佔 **.0%**。

[註**4**]: 風向介於 **N~E** 佔 **10.8%**;**E~S** 佔 **30.4%** ;**S~W** 佔 **48.3%** ;**W~N** 佔 **10.3%**; 靜風佔 **.1%** 。

[註**5**]: 資料每小時記錄一次 , 合計 **720**筆 **(100.0%)** , 檔名 : **W076TC70.1HA** 。

# 表6.3.8　2007年 7月 臺中港測站7風速及風向聯合分佈百分比 (%) 統計表

**2007年 7月 1日 0時 ~ 2007年 7月31日23時**

| 風向<br>風速 | N | NNE | NE | ENE | E | ESE | SE | SSE | S | SSW | SW | WSW | W | WNW | NW | NNW | 合計<br>(%) |
|---|---|---|---|---|---|---|---|---|---|---|---|---|---|---|---|---|---|
| **.3m/s** | .0 | .0 | .0 | .1 | .4 | .4 | .3 | .3 | .0 | .1 | .0 | .0 | .3 | .1 | .1 | .1 | 2.3 |
| **1m/s** | 1.1 | 1.2 | .9 | .8 | 1.2 | 1.2 | .5 | 2.2 | 4.0 | 2.8 | 1.9 | .7 | 1.6 | .7 | .3 | .1 | 21.2 |
| **2m/s** | .8 | .9 | .5 | .0 | .0 | .3 | .1 | 2.8 | 8.1 | 7.1 | 2.3 | 1.2 | 1.5 | 1.6 | 1.1 | .5 | 28.9 |
| **3m/s** | .7 | .8 | .0 | .0 | .0 | .1 | .1 | .9 | 6.2 | 6.6 | 2.8 | .8 | .7 | 2.8 | 1.3 | .3 | 24.2 |
| **4m/s** | 1.5 | .1 | .0 | .0 | .0 | .0 | .0 | .3 | .9 | 2.8 | 2.8 | 3.5 | 1.3 | .5 | .4 | .5 | 14.8 |
| **5m/s** | .5 | .0 | .0 | .0 | .0 | .0 | .0 | .0 | .0 | .8 | 2.8 | 1.1 | .1 | .0 | .0 | .0 | 5.4 |
| **6m/s** | .3 | .1 | .0 | .0 | .0 | .0 | .0 | .0 | .0 | .0 | 1.9 | .1 | .0 | .0 | .0 | .0 | 2.4 |
| **7m/s** | .0 | .1 | .0 | .0 | .0 | .0 | .0 | .0 | .0 | .0 | .1 | .1 | .0 | .0 | .0 | .0 | .4 |
| **8m/s** | .0 | .0 | .0 | .0 | .0 | .0 | .0 | .0 | .0 | .0 | .0 | .0 | .0 | .0 | .0 | .0 | .0 |
| **10m/s** | .0 | .0 | .0 | .0 | .0 | .0 | .0 | .0 | .0 | .0 | .0 | .0 | .0 | .0 | .0 | .0 | .0 |
| **12m/s** | .0 | .0 | .0 | .0 | .0 | .0 | .0 | .0 | .0 | .0 | .0 | .0 | .0 | .0 | .0 | .0 | .0 |
| **14m/s** | .0 | .0 | .0 | .0 | .0 | .0 | .0 | .0 | .0 | .0 | .0 | .0 | .0 | .0 | .0 | .0 | .0 |
| **16m/s** | .0 | .0 | .0 | .0 | .0 | .0 | .0 | .0 | .0 | .0 | .0 | .0 | .0 | .0 | .0 | .0 | .0 |
| **18m/s** | .0 | .0 | .0 | .0 | .0 | .0 | .0 | .0 | .0 | .0 | .0 | .0 | .0 | .0 | .0 | .0 | .0 |
| **20m/s** | .0 | .0 | .0 | .0 | .0 | .0 | .0 | .0 | .0 | .0 | .0 | .0 | .0 | .0 | .0 | .0 | .0 |
| **25m/s** | .0 | .0 | .0 | .0 | .0 | .0 | .0 | .0 | .0 | .0 | .0 | .0 | .0 | .0 | .0 | .0 | .0 |
| **30m/s** | .0 | .0 | .0 | .0 | .0 | .0 | .0 | .0 | .0 | .0 | .0 | .0 | .0 | .0 | .0 | .0 | .0 |
| **35m/s** | .0 | .0 | .0 | .0 | .0 | .0 | .0 | .0 | .0 | .0 | .0 | .0 | .0 | .0 | .0 | .0 | .0 |
| **40m/s** | .0 | .0 | .0 | .0 | .0 | .0 | .0 | .0 | .0 | .0 | .0 | .0 | .0 | .0 | .0 | .0 | .0 |
| **100m/s** | | | | | | | | | | | | | | | | | |
| 合計 (%) | 4.8 | 3.4 | 1.5 | .9 | 1.6 | 2.0 | 1.1 | 6.5 | 19.2 | 20.3 | 14.7 | 7.5 | 5.5 | 5.8 | 3.2 | 1.6 | 99.6 |

[註**1**]: 風速介於 **2.0m/s~ 3.0m/s** 佔 **28.9%** 。主風向 **SSW** 佔 **20.3%** 。

[註**2**]: 風速平均值 **= 3.1m/s** , 風速最大值 **= 7.5m/s** , 其風向爲 **NNE**。

[註**3**]: 風速小於**5m/s** 佔 **91.8%**; 介於**5~10m/s** 佔 **8.2%** ; 風速大於**10m/s** 佔 **.0%**。

[註**4**]: 風向介於 **N~E** 佔 **9.9%**;**E~S** 佔 **18.7%** ;**S~W** 佔 **56.2%** ;**W~N** 佔 **14.8%**; 靜風佔 **.4%** 。

[註**5**]: 資料每小時記錄一次 , 合計 **744**筆 **(100.0%)** , 檔名 **: W077TC70.1HA** 。

# 表6.3.9　2007年 8月 臺中港測站7風速及風向聯合分佈百分比 (%) 統計表

**2007年 8月 1日 0時 ~ 2007年 8月31日23時**

| 風向<br>風速 | N | NNE | NE | ENE | E | ESE | SE | SSE | S | SSW | SW | WSW | W | WNW | NW | NNW | 合計<br>(%) |
|---|---|---|---|---|---|---|---|---|---|---|---|---|---|---|---|---|---|
| **.3m/s** | .7 | .1 | .3 | .4 | .4 | .3 | .5 | .5 | .1 | .7 | .3 | .1 | .0 | .3 | .1 | .0 | 4.8 |
| **1m/s** | .7 | .9 | 2.3 | 2.6 | 1.7 | 1.6 | 2.4 | 3.4 | 3.8 | 2.2 | 2.2 | 1.6 | .8 | 1.5 | .7 | .9 | 29.2 |
| **2m/s** | 2.6 | 1.1 | 1.7 | .7 | .0 | .1 | .9 | 1.6 | 3.1 | 4.2 | 2.4 | .7 | 1.1 | 1.9 | .5 | 1.2 | 23.8 |
| **3m/s** | 1.3 | 1.5 | 1.6 | .1 | .0 | .0 | .0 | 1.1 | 3.2 | 2.8 | .5 | .5 | 1.9 | 1.7 | .0 | .5 | 16.9 |
| **4m/s** | 2.2 | 1.3 | .7 | .0 | .0 | .0 | .0 | 1.2 | 3.9 | 2.2 | .4 | .0 | .1 | .4 | .0 | .1 | 12.5 |
| **5m/s** | .8 | .9 | .1 | .0 | .0 | .0 | .3 | .7 | 1.7 | 1.9 | .7 | .0 | .0 | .0 | .0 | .1 | 7.3 |
| **6m/s** | .0 | .1 | .1 | .0 | .0 | .0 | .0 | .4 | 1.5 | .5 | .0 | .0 | .0 | .0 | .0 | .0 | 2.7 |
| **7m/s** | .1 | .0 | .0 | .0 | .0 | .0 | .1 | .3 | .3 | .1 | .0 | .0 | .0 | .0 | .0 | .0 | .9 |
| **8m/s** | .0 | .0 | .1 | .1 | .0 | .0 | .0 | .1 | .0 | .0 | .1 | .0 | .0 | .0 | .0 | .0 | .5 |
| **10m/s** | .0 | .1 | .1 | .0 | .0 | .0 | .0 | .0 | .0 | .0 | .0 | .0 | .0 | .0 | .0 | .0 | .3 |
| **12m/s** | .0 | .0 | .0 | .0 | .0 | .0 | .0 | .0 | .0 | .0 | .0 | .0 | .0 | .0 | .0 | .0 | .0 |
| **14m/s** | .0 | .3 | .0 | .0 | .0 | .0 | .0 | .0 | .0 | .0 | .0 | .0 | .0 | .0 | .0 | .0 | .3 |
| **16m/s** | .0 | .1 | .0 | .0 | .0 | .0 | .0 | .0 | .0 | .0 | .0 | .0 | .0 | .0 | .0 | .0 | .1 |
| **18m/s** | .0 | .0 | .0 | .0 | .0 | .0 | .0 | .0 | .0 | .0 | .0 | .0 | .0 | .0 | .0 | .0 | .0 |
| **20m/s** | .0 | .0 | .0 | .0 | .0 | .0 | .0 | .0 | .0 | .0 | .0 | .0 | .0 | .0 | .0 | .0 | .0 |
| **25m/s** | .0 | .0 | .0 | .0 | .0 | .0 | .0 | .0 | .0 | .0 | .0 | .0 | .0 | .0 | .0 | .0 | .0 |
| **30m/s** | .0 | .0 | .0 | .0 | .0 | .0 | .0 | .0 | .0 | .0 | .0 | .0 | .0 | .0 | .0 | .0 | .0 |
| **35m/s** | .0 | .0 | .0 | .0 | .0 | .0 | .0 | .0 | .0 | .0 | .0 | .0 | .0 | .0 | .0 | .0 | .0 |
| **40m/s** | .0 | .0 | .0 | .0 | .0 | .0 | .0 | .0 | .0 | .0 | .0 | .0 | .0 | .0 | .0 | .0 | .0 |
| **100m/s** | | | | | | | | | | | | | | | | | |
| 合計 (%) | 8.3 | 6.6 | 7.1 | 3.9 | 2.2 | 2.0 | 4.3 | 9.3 | 17.6 | 14.5 | 6.6 | 3.0 | 3.9 | 5.8 | 1.3 | 3.0 | 99.3 |

[註**1**]: 風速介於 **1.0m/s~ 2.0m/s** 佔 **29.2%** 。主風向 **S** 佔 **17.6%** 。

[註**2**]: 風速平均值 **= 3.0m/s** , 風速最大值 **= 17.9m/s** , 其風向爲 **NNE**。

[註**3**]: 風速小於**5m/s** 佔 **87.9%**; 介於**5~10m/s** 佔 **11.4%** ; 風速大於**10m/s** 佔 **.7%**。

[註**4**]: 風向介於 **N~E** 佔 **24.1%**;**E~S** 佔 **25.4%** ;**S~W** 佔 **35.1%** ;**W~N** 佔 **14.8%**; 靜風佔 **.7%** 。

[註**5**]: 資料每小時記錄一次 , 合計 **744**筆 **(100.0%)** , 檔名 **: W078TC70.1HA** 。

# 表6.3.10　2007年 9月 臺中港測站7風速及風向聯合分佈百分比 (%) 統計表

**2007年 9月 1日 0時 ~ 2007年 9月30日23時**

| 風向<br>風速 | N | NNE | NE | ENE | E | ESE | SE | SSE | S | SSW | SW | WSW | W | WNW | NW | NNW | 合計<br>(%) |
|---|---|---|---|---|---|---|---|---|---|---|---|---|---|---|---|---|---|
| **.3m/s** | .3 | .6 | 1.1 | 1.0 | .4 | .1 | .3 | .4 | .6 | .3 | .1 | .1 | .0 | .0 | .1 | .4 | 5.8 |
| **1m/s** | .4 | 2.1 | 3.9 | 3.3 | .8 | 1.3 | 1.3 | 3.8 | 4.4 | 1.7 | .1 | .8 | .7 | .4 | .6 | .1 | 25.7 |
| **2m/s** | 2.1 | 2.9 | 3.9 | .7 | .0 | .3 | .1 | 2.2 | 1.4 | 1.9 | .8 | .1 | .3 | .3 | .6 | .4 | 18.1 |
| **3m/s** | 2.1 | 3.8 | 4.2 | .0 | .0 | .0 | .0 | .3 | .6 | .7 | .6 | .4 | 1.1 | .1 | .0 | .0 | 13.8 |
| **4m/s** | 1.1 | 2.8 | 1.4 | .0 | .0 | .0 | .0 | .0 | .4 | .3 | .3 | .3 | .3 | .3 | .0 | .1 | 7.2 |
| **5m/s** | .8 | 2.8 | 1.1 | .0 | .0 | .0 | .0 | .0 | .1 | .3 | .0 | .1 | .1 | .0 | .0 | .0 | 5.4 |
| **6m/s** | .6 | 2.4 | .6 | .0 | .0 | .0 | .0 | .0 | .0 | .0 | .0 | .0 | .0 | .1 | .0 | .0 | 3.6 |
| **7m/s** | .1 | 3.1 | .3 | .1 | .0 | .0 | .0 | .0 | .0 | .0 | .0 | .0 | .0 | .3 | .1 | .0 | 4.0 |
| **8m/s** | .7 | 5.8 | .8 | .0 | .0 | .0 | .0 | .0 | .0 | .0 | .0 | .0 | .0 | .0 | .0 | .4 | 7.8 |
| **10m/s** | .4 | 4.3 | .6 | .0 | .0 | .0 | .0 | .0 | .0 | .0 | .0 | .0 | .0 | .0 | .0 | .1 | 5.4 |
| **12m/s** | 1.0 | 1.4 | .1 | .0 | .0 | .0 | .0 | .0 | .0 | .0 | .0 | .0 | .0 | .0 | .0 | .0 | 2.5 |
| **14m/s** | .6 | .1 | .0 | .0 | .0 | .0 | .0 | .0 | .0 | .0 | .0 | .0 | .0 | .0 | .0 | .0 | .7 |
| **16m/s** | .0 | .0 | .0 | .0 | .0 | .0 | .0 | .0 | .0 | .0 | .0 | .0 | .0 | .0 | .0 | .0 | .0 |
| **18m/s** | .0 | .0 | .0 | .0 | .0 | .0 | .0 | .0 | .0 | .0 | .0 | .0 | .0 | .0 | .0 | .0 | .0 |
| **20m/s** | .0 | .0 | .0 | .0 | .0 | .0 | .0 | .0 | .0 | .0 | .0 | .0 | .0 | .0 | .0 | .0 | .0 |
| **25m/s** | .0 | .0 | .0 | .0 | .0 | .0 | .0 | .0 | .0 | .0 | .0 | .0 | .0 | .0 | .0 | .0 | .0 |
| **30m/s** | .0 | .0 | .0 | .0 | .0 | .0 | .0 | .0 | .0 | .0 | .0 | .0 | .0 | .0 | .0 | .0 | .0 |
| **35m/s** | .0 | .0 | .0 | .0 | .0 | .0 | .0 | .0 | .0 | .0 | .0 | .0 | .0 | .0 | .0 | .0 | .0 |
| **40m/s** | .0 | .0 | .0 | .0 | .0 | .0 | .0 | .0 | .0 | .0 | .0 | .0 | .0 | .0 | .0 | .0 | .0 |
| **100m/s** | | | | | | | | | | | | | | | | | |
| 合計 (%) | 10.1 | 31.9 | 17.9 | 5.1 | 1.3 | 1.7 | 1.7 | 6.7 | 7.5 | 5.1 | 1.9 | 1.9 | 2.5 | 1.5 | 1.4 | 1.7 | 100.0 |

[註**1**]: 風速介於 **1.0m/s~ 2.0m/s** 佔 **25.7%** 。主風向 **NNE** 佔 **31.9%** 。

[註**2**]: 風速平均值 **= 4.2m/s** , 風速最大值 **= 14.7m/s** , 其風向爲 **N** 。

[註**3**]: 風速小於**5m/s** 佔 **70.6%**; 介於**5~10m/s** 佔 **20.8%** ; 風速大於**10m/s** 佔 **8.6%**。

[註**4**]: 風向介於 **N~E** 佔 **63.3%**;**E~S** 佔 **16.1%** ;**S~W** 佔 **12.4%** ;**W~N** 佔 **8.2%**; 靜風佔 **.0%** 。

[註**5**]: 資料每小時記錄一次 , 合計 **720**筆 **(100.0%)** , 檔名 : **W079TC70.1HA** 。

# 表6.3.11　2007年 10月 臺中港測站7風速及風向聯合分佈百分比 (%) 統計表

**2007年10月 1日 0時 ~ 2007年10月31日23時**

| 風向<br>風速 | N | NNE | NE | ENE | E | ESE | SE | SSE | S | SSW | SW | WSW | W | WNW | NW | NNW | 合計<br>(%) |
|---|---|---|---|---|---|---|---|---|---|---|---|---|---|---|---|---|---|
| **.3m/s** | .1 | .1 | .7 | .1 | .0 | .1 | .1 | .1 | .0 | .1 | .1 | .0 | .0 | .0 | .0 | .0 | 1.7 |
| **1m/s** | .5 | .5 | 2.6 | 1.2 | .9 | .5 | .1 | .5 | .9 | .3 | .3 | .4 | .1 | .3 | .1 | .4 | 9.8 |
| **2m/s** | .9 | 1.1 | 3.2 | .3 | .0 | .1 | .0 | .1 | .4 | .5 | .3 | .0 | .1 | .0 | .3 | .3 | 7.7 |
| **3m/s** | .7 | 1.7 | 2.3 | .0 | .0 | .0 | .0 | .0 | .9 | .1 | .0 | .0 | .1 | .3 | .0 | .4 | 6.6 |
| **4m/s** | .8 | 2.4 | 1.5 | .0 | .0 | .0 | .0 | .0 | .8 | .5 | .1 | .0 | .0 | .0 | .0 | .0 | 6.2 |
| **5m/s** | .3 | 2.7 | 2.3 | .0 | .0 | .0 | .0 | .0 | .0 | .7 | .1 | .0 | .0 | .0 | .0 | .0 | 6.0 |
| **6m/s** | .4 | 4.8 | 4.0 | .0 | .0 | .0 | .0 | .0 | .0 | .3 | .0 | .0 | .0 | .0 | .0 | .1 | 9.7 |
| **7m/s** | .0 | 4.3 | 2.8 | .0 | .0 | .0 | .0 | .0 | .0 | .3 | .1 | .0 | .0 | .0 | .0 | .1 | 7.7 |
| **8m/s** | .5 | 11.0 | 7.4 | .0 | .0 | .0 | .0 | .0 | .0 | .3 | .3 | .4 | .0 | .1 | .0 | .0 | 20.0 |
| **10m/s** | .3 | 9.8 | 2.2 | .0 | .0 | .0 | .0 | .0 | .0 | .0 | .0 | .0 | .0 | .0 | .0 | .0 | 12.2 |
| **12m/s** | .0 | 5.1 | 1.3 | .0 | .0 | .0 | .0 | .0 | .0 | .0 | .0 | .0 | .0 | .0 | .0 | .0 | 6.5 |
| **14m/s** | .1 | 1.1 | .3 | .0 | .0 | .0 | .0 | .0 | .0 | .0 | .0 | .0 | .0 | .0 | .0 | .0 | 1.5 |
| **16m/s** | .8 | 1.5 | .1 | .0 | .0 | .0 | .0 | .0 | .0 | .0 | .0 | .0 | .0 | .0 | .0 | .0 | 2.4 |
| **18m/s** | .7 | .8 | .0 | .0 | .0 | .0 | .0 | .0 | .0 | .0 | .0 | .0 | .0 | .0 | .0 | .1 | 1.6 |
| **20m/s** | .1 | .3 | .0 | .0 | .0 | .0 | .0 | .0 | .0 | .0 | .0 | .0 | .0 | .0 | .0 | .0 | .4 |
| **25m/s** | .0 | .0 | .0 | .0 | .0 | .0 | .0 | .0 | .0 | .0 | .0 | .0 | .0 | .0 | .0 | .0 | .0 |
| **30m/s** | .0 | .0 | .0 | .0 | .0 | .0 | .0 | .0 | .0 | .0 | .0 | .0 | .0 | .0 | .0 | .0 | .0 |
| **35m/s** | .0 | .0 | .0 | .0 | .0 | .0 | .0 | .0 | .0 | .0 | .0 | .0 | .0 | .0 | .0 | .0 | .0 |
| **40m/s** | .0 | .0 | .0 | .0 | .0 | .0 | .0 | .0 | .0 | .0 | .0 | .0 | .0 | .0 | .0 | .0 | .0 |
| **100m/s** | | | | | | | | | | | | | | | | | |
| 合計 (%) | 6.3 | 47.3 | 30.6 | 1.6 | .9 | .8 | .3 | .8 | 3.1 | 3.1 | 1.3 | .8 | .4 | .7 | .4 | 1.5 | 100.0 |

[註**1**]: 風速介於 **8.0m/s~ 10.0m/s** 佔 **20.0%** 。主風向 **NNE** 佔 **47.3%** 。

[註**2**]: 風速平均值 = **7.3m/s** , 風速最大值 = **20.8m/s** , 其風向爲 **NNE**。

[註**3**]: 風速小於**5m/s** 佔 **32.0%**; 介於**5~10m/s** 佔 **43.4%** ; 風速大於**10m/s** 佔 **24.6%**。

[註**4**]: 風向介於 **N~E** 佔 **84.9%**;**E~S** 佔 **3.1%** ;**S~W** 佔 **7.9%** ;**W~N** 佔 **4.0%**; 靜風佔 **.0%** 。

[註**5**]: 資料每小時記錄一次 , 合計 **744**筆 **(100.0%)** , 檔名 : **W07ATC70.1HA** 。

# 表6.3.12　2007年 11月 臺中港測站7風速及風向聯合分佈百分比 (%) 統計表

**2007年11月 1日 0時 ~ 2007年11月30日23時**

| 風向<br>風速 | N | NNE | NE | ENE | E | ESE | SE | SSE | S | SSW | SW | WSW | W | WNW | NW | NNW | 合計<br>(%) |
|---|---|---|---|---|---|---|---|---|---|---|---|---|---|---|---|---|---|
| **.3m/s** | .0 | .1 | .1 | .0 | .1 | .0 | .0 | .0 | .1 | .0 | .0 | .0 | .0 | .0 | .0 | .0 | .6 |
| **1m/s** | .0 | .3 | 1.8 | 1.4 | .0 | .6 | .3 | .3 | .3 | .0 | .0 | .0 | .0 | .0 | .0 | .0 | 4.9 |
| **2m/s** | .4 | 1.7 | 2.9 | .4 | .0 | .0 | .0 | .0 | .0 | .0 | .0 | .0 | .0 | .0 | .0 | .0 | 5.4 |
| **3m/s** | .1 | 1.8 | 2.1 | .0 | .0 | .0 | .0 | .0 | .0 | .0 | .0 | .0 | .0 | .0 | .0 | .0 | 4.0 |
| **4m/s** | .1 | 1.9 | .8 | .0 | .0 | .0 | .0 | .0 | .0 | .0 | .0 | .0 | .0 | .0 | .0 | .1 | 3.1 |
| **5m/s** | .1 | 2.6 | .6 | .0 | .0 | .0 | .0 | .0 | .0 | .0 | .0 | .0 | .0 | .0 | .0 | .0 | 3.3 |
| **6m/s** | .3 | 3.2 | 1.3 | .0 | .0 | .0 | .0 | .0 | .0 | .0 | .0 | .0 | .0 | .0 | .0 | .0 | 4.7 |
| **7m/s** | .1 | 6.0 | 2.5 | .0 | .0 | .0 | .0 | .0 | .0 | .0 | .0 | .0 | .0 | .0 | .0 | .0 | 8.6 |
| **8m/s** | .3 | 9.9 | 3.9 | .0 | .0 | .0 | .0 | .0 | .0 | .0 | .0 | .0 | .0 | .0 | .0 | .0 | 14.0 |
| **10m/s** | .3 | 10.7 | 3.3 | .0 | .0 | .0 | .0 | .0 | .0 | .0 | .0 | .0 | .0 | .0 | .0 | .0 | 14.3 |
| **12m/s** | .3 | 15.6 | 3.3 | .0 | .0 | .0 | .0 | .0 | .0 | .0 | .0 | .0 | .0 | .0 | .0 | .0 | 19.2 |
| **14m/s** | .0 | 7.5 | 1.8 | .0 | .0 | .0 | .0 | .0 | .0 | .0 | .0 | .0 | .0 | .0 | .0 | .0 | 9.3 |
| **16m/s** | .0 | 3.2 | .7 | .0 | .0 | .0 | .0 | .0 | .0 | .0 | .0 | .0 | .0 | .0 | .0 | .0 | 3.9 |
| **18m/s** | .0 | 1.5 | .1 | .0 | .0 | .0 | .0 | .0 | .0 | .0 | .0 | .0 | .0 | .0 | .0 | .0 | 1.7 |
| **20m/s** | .0 | 2.2 | .8 | .0 | .0 | .0 | .0 | .0 | .0 | .0 | .0 | .0 | .0 | .0 | .0 | .0 | 3.1 |
| **25m/s** | .0 | .0 | .0 | .0 | .0 | .0 | .0 | .0 | .0 | .0 | .0 | .0 | .0 | .0 | .0 | .0 | .0 |
| **30m/s** | .0 | .0 | .0 | .0 | .0 | .0 | .0 | .0 | .0 | .0 | .0 | .0 | .0 | .0 | .0 | .0 | .0 |
| **35m/s** | .0 | .0 | .0 | .0 | .0 | .0 | .0 | .0 | .0 | .0 | .0 | .0 | .0 | .0 | .0 | .0 | .0 |
| **40m/s** | .0 | .0 | .0 | .0 | .0 | .0 | .0 | .0 | .0 | .0 | .0 | .0 | .0 | .0 | .0 | .0 | .0 |
| **100m/s** | | | | | | | | | | | | | | | | | |
| 合計 (%) | 2.1 | 68.2 | 26.1 | 1.8 | .1 | .6 | .3 | .3 | .4 | .0 | .0 | .0 | .0 | .0 | .0 | .1 | 100.0 |

[註1]: 風速介於 **12.0m/s~ 14.0m/s** 佔 **19.2%** 。主風向 **NNE** 佔 **68.2%** 。

[註2]: 風速平均值 = **9.9m/s** , 風速最大值 = **23.3m/s** , 其風向爲 **NNE**。

[註3]: 風速小於**5m/s** 佔 **17.9%**; 介於**5~10m/s** 佔 **30.7%** ; 風速大於**10m/s** 佔 **51.4%**。

[註4]: 風向介於 **N~E** 佔 **98.2%**;**E~S** 佔 **1.4%** ;**S~W** 佔 **.3%** ;**W~N** 佔 **.1%**; 靜風佔 **.0%** 。

[註5]: 資料每小時記錄一次 , 合計 **720**筆 **(100.0%)** , 檔名 : **W07BTC70.1HA** 。

# 表6.3.13　2007年 冬季 臺中港測站7風速及風向聯合分佈百分比 (%) 統計表

**2006年12月 1日 1時 ~ 2007年 2月28日23時**

| 風向<br>風速 | N | NNE | NE | ENE | E | ESE | SE | SSE | S | SSW | SW | WSW | W | WNW | NW | NNW | 合計<br>(%) |
|---|---|---|---|---|---|---|---|---|---|---|---|---|---|---|---|---|---|
| **.3m/s** | .0 | .1 | .3 | .1 | .2 | .1 | .0 | .0 | .0 | .0 | .0 | .0 | .0 | .0 | .0 | .1 | 1.2 |
| **1m/s** | .4 | .5 | 2.0 | 1.1 | .7 | .3 | .4 | .7 | .2 | .4 | .3 | .0 | .0 | .0 | .1 | .0 | 7.3 |
| **2m/s** | .7 | 1.9 | 4.1 | .9 | .1 | .3 | .0 | .1 | .3 | .3 | .1 | .1 | .3 | .1 | .2 | .2 | 9.8 |
| **3m/s** | .7 | 3.1 | 2.4 | .2 | .0 | .0 | .0 | .0 | .0 | .0 | .0 | .2 | .2 | .2 | .2 | .0 | 7.4 |
| **4m/s** | 1.5 | 3.4 | 2.6 | .1 | .0 | .0 | .0 | .0 | .0 | .0 | .0 | .0 | .0 | .0 | .0 | .1 | 7.9 |
| **5m/s** | 1.3 | 3.8 | 3.1 | .1 | .0 | .0 | .0 | .0 | .0 | .0 | .0 | .0 | .0 | .0 | .0 | .0 | 8.4 |
| **6m/s** | 1.0 | 4.5 | 2.5 | .0 | .0 | .0 | .0 | .0 | .0 | .0 | .0 | .0 | .0 | .0 | .0 | .1 | 8.1 |
| **7m/s** | 1.2 | 4.3 | 1.9 | .0 | .0 | .0 | .0 | .0 | .0 | .0 | .0 | .0 | .0 | .0 | .0 | .0 | 7.4 |
| **8m/s** | .9 | 12.5 | 3.9 | .0 | .0 | .0 | .0 | .0 | .0 | .0 | .0 | .0 | .0 | .0 | .0 | .0 | 17.3 |
| **10m/s** | .4 | 10.0 | 2.9 | .0 | .0 | .0 | .0 | .0 | .0 | .0 | .0 | .0 | .0 | .0 | .0 | .0 | 13.2 |
| **12m/s** | .2 | 7.0 | 1.7 | .0 | .0 | .0 | .0 | .0 | .0 | .0 | .0 | .0 | .0 | .0 | .0 | .0 | 8.9 |
| **14m/s** | .1 | 2.2 | .6 | .0 | .0 | .0 | .0 | .0 | .0 | .0 | .0 | .0 | .0 | .0 | .0 | .0 | 2.9 |
| **16m/s** | .0 | .2 | .1 | .0 | .0 | .0 | .0 | .0 | .0 | .0 | .0 | .0 | .0 | .0 | .0 | .0 | .3 |
| **18m/s** | .0 | .0 | .0 | .0 | .0 | .0 | .0 | .0 | .0 | .0 | .0 | .0 | .0 | .0 | .0 | .0 | .0 |
| **20m/s** | .0 | .0 | .0 | .0 | .0 | .0 | .0 | .0 | .0 | .0 | .0 | .0 | .0 | .0 | .0 | .0 | .0 |
| **25m/s** | .0 | .0 | .0 | .0 | .0 | .0 | .0 | .0 | .0 | .0 | .0 | .0 | .0 | .0 | .0 | .0 | .0 |
| **30m/s** | .0 | .0 | .0 | .0 | .0 | .0 | .0 | .0 | .0 | .0 | .0 | .0 | .0 | .0 | .0 | .0 | .0 |
| **35m/s** | .0 | .0 | .0 | .0 | .0 | .0 | .0 | .0 | .0 | .0 | .0 | .0 | .0 | .0 | .0 | .0 | .0 |
| **40m/s** | .0 | .0 | .0 | .0 | .0 | .0 | .0 | .0 | .0 | .0 | .0 | .0 | .0 | .0 | .0 | .0 | .0 |
| **100m/s** | | | | | | | | | | | | | | | | | |
| 合計 (%) | 8.4 | 53.5 | 28.0 | 2.5 | 1.1 | .7 | .5 | .9 | .7 | .7 | .6 | .3 | .5 | .5 | .6 | .6 | 100.0 |

[註**1**]: 風速介於 **8.0m/s~ 10.0m/s** 佔 **17.3%** 。主風向 **NNE** 佔 **53.5%** 。

[註**2**]: 風速平均值 **= 7.1m/s** , 風速最大值 **= 16.8m/s** , 其風向爲 **NE** 。

[註**3**]: 風速小於**5m/s** 佔 **33.5%**; 介於**5~10m/s** 佔 **41.1%** ; 風速大於**10m/s** 佔 **25.3%**。

[註**4**]: 風向介於 **N~E** 佔 **91.3%**;**E~S** 佔 **3.1%** ;**S~W** 佔 **2.1%** ;**W~N** 佔 **3.5%**; 靜風佔 **.0%** 。

[註**5**]: 資料每小時記錄一次 , 合計 **2159**筆 **(100.0%)** , 檔名 : **W07WTC70.1HY** 。

# 表6.3.14　2007年 春季 臺中港測站7風速及風向聯合分佈百分比 (%) 統計表

**2007年 3月 1日 0時 ~ 2007年 5月31日23時**

| 風向<br>風速 | N | NNE | NE | ENE | E | ESE | SE | SSE | S | SSW | SW | WSW | W | WNW | NW | NNW | 合計<br>(%) |
|---|---|---|---|---|---|---|---|---|---|---|---|---|---|---|---|---|---|
| **.3m/s** | .3 | .3 | .7 | .3 | .5 | .5 | .4 | .3 | .2 | .1 | .1 | .0 | .1 | .1 | .3 | .4 | 4.6 |
| **1m/s** | 1.1 | 1.7 | 2.6 | 1.2 | 1.2 | 1.0 | 1.7 | 1.7 | 2.3 | 1.3 | 1.2 | .9 | .5 | .5 | .7 | .6 | 20.0 |
| **2m/s** | 1.8 | 2.8 | 2.2 | .5 | .2 | .4 | .3 | 1.1 | 2.8 | 2.4 | 1.5 | .6 | .5 | .6 | .5 | 1.0 | 19.1 |
| **3m/s** | 2.4 | 2.9 | 1.9 | .1 | .0 | .0 | .0 | .4 | 1.7 | 2.1 | 1.4 | .8 | .4 | .5 | .3 | .7 | 15.6 |
| **4m/s** | 1.8 | 3.3 | 2.1 | .2 | .0 | .0 | .0 | .0 | .2 | 1.1 | 1.7 | .4 | .2 | .1 | .1 | .2 | 11.4 |
| **5m/s** | 1.4 | 2.7 | 1.9 | .0 | .0 | .0 | .0 | .0 | .0 | .4 | .9 | .1 | .0 | .0 | .0 | .0 | 7.5 |
| **6m/s** | .9 | 2.6 | 1.3 | .1 | .0 | .0 | .0 | .0 | .0 | .0 | .2 | .0 | .0 | .0 | .0 | .1 | 5.2 |
| **7m/s** | .6 | 2.6 | 1.4 | .0 | .0 | .0 | .0 | .0 | .0 | .0 | .0 | .0 | .0 | .0 | .0 | .0 | 4.7 |
| **8m/s** | .2 | 3.7 | 1.6 | .0 | .0 | .0 | .0 | .0 | .0 | .0 | .0 | .0 | .0 | .0 | .0 | .0 | 5.5 |
| **10m/s** | .1 | 1.9 | 1.1 | .0 | .0 | .0 | .0 | .0 | .0 | .0 | .0 | .0 | .0 | .0 | .0 | .0 | 3.1 |
| **12m/s** | .1 | 1.5 | .8 | .0 | .0 | .0 | .0 | .0 | .0 | .0 | .0 | .0 | .0 | .0 | .0 | .0 | 2.4 |
| **14m/s** | .0 | .2 | .1 | .0 | .0 | .0 | .0 | .0 | .0 | .0 | .0 | .0 | .0 | .0 | .0 | .0 | .3 |
| **16m/s** | .0 | .0 | .0 | .0 | .0 | .0 | .0 | .0 | .0 | .0 | .0 | .0 | .0 | .0 | .0 | .0 | .0 |
| **18m/s** | .0 | .0 | .0 | .0 | .0 | .0 | .0 | .0 | .0 | .0 | .0 | .0 | .0 | .0 | .0 | .0 | .0 |
| **20m/s** | .0 | .0 | .0 | .0 | .0 | .0 | .0 | .0 | .0 | .0 | .0 | .0 | .0 | .0 | .0 | .0 | .0 |
| **25m/s** | .0 | .0 | .0 | .0 | .0 | .0 | .0 | .0 | .0 | .0 | .0 | .0 | .0 | .0 | .0 | .0 | .0 |
| **30m/s** | .0 | .0 | .0 | .0 | .0 | .0 | .0 | .0 | .0 | .0 | .0 | .0 | .0 | .0 | .0 | .0 | .0 |
| **35m/s** | .0 | .0 | .0 | .0 | .0 | .0 | .0 | .0 | .0 | .0 | .0 | .0 | .0 | .0 | .0 | .0 | .0 |
| **40m/s** | .0 | .0 | .0 | .0 | .0 | .0 | .0 | .0 | .0 | .0 | .0 | .0 | .0 | .0 | .0 | .0 | .0 |
| **100m/s** | | | | | | | | | | | | | | | | | |
| 合計 (%) | 10.8 | 26.2 | 17.8 | 2.5 | 1.9 | 1.9 | 2.3 | 3.5 | 7.1 | 7.4 | 7.0 | 2.8 | 1.8 | 1.8 | 1.8 | 3.1 | 99.5 |

[註1]: 風速介於 **1.0m/s~ 2.0m/s** 佔 **20.0%** 。主風向 **NNE** 佔 **26.2%** 。

[註2]: 風速平均值 = **4.2m/s** , 風速最大值 = **18.5m/s** , 其風向爲 **NNE**。

[註3]: 風速小於**5m/s** 佔 **71.2%**; 介於**5~10m/s** 佔 **22.8%** ; 風速大於**10m/s** 佔 **6.0%**。

[註4]: 風向介於 **N~E** 佔 **55.1%**;**E~S** 佔 **12.4%** ;**S~W** 佔 **21.5%** ;**W~N** 佔 **10.5%**; 靜風佔 **.5%** 。

[註5]: 資料每小時記錄一次 , 合計 **2167**筆 ( **98.1%**) , 檔名 : **W07NTC70.1HY** 。

# 表6.3.15　2007年 夏季 臺中港測站7風速及風向聯合分佈百分比 (%) 統計表

**2007年 6月 1日 0時 ~ 2007年 8月31日23時**

| 風向<br>風速 | N | NNE | NE | ENE | E | ESE | SE | SSE | S | SSW | SW | WSW | W | WNW | NW | NNW | 合計<br>(%) |
|---|---|---|---|---|---|---|---|---|---|---|---|---|---|---|---|---|---|
| **.3m/s** | .4 | .1 | .2 | .5 | .4 | .5 | .4 | .5 | .2 | .3 | .1 | .1 | .2 | .2 | .1 | .1 | 4.2 |
| **1m/s** | .9 | .9 | 1.4 | 1.6 | 1.6 | 1.4 | 1.8 | 2.9 | 3.5 | 2.2 | 1.6 | 1.2 | 1.0 | .9 | .5 | .5 | 23.8 |
| **2m/s** | 1.6 | 1.2 | .8 | .2 | .0 | .4 | .7 | 3.0 | 7.1 | 5.5 | 1.9 | .7 | 1.2 | 1.8 | .7 | .7 | 27.5 |
| **3m/s** | 1.1 | .9 | .6 | .1 | .0 | .0 | .3 | 1.3 | 5.6 | 5.3 | 2.0 | .7 | 1.1 | 1.6 | .7 | .5 | 22.0 |
| **4m/s** | 1.3 | .6 | .2 | .0 | .0 | .0 | .1 | .7 | 2.4 | 2.8 | 1.9 | 1.7 | .9 | .4 | .1 | .2 | 13.5 |
| **5m/s** | .5 | .3 | .0 | .0 | .0 | .0 | .1 | .3 | .6 | 1.2 | 2.0 | .6 | .1 | .0 | .0 | .0 | 5.8 |
| **6m/s** | .1 | .1 | .0 | .0 | .0 | .0 | .0 | .1 | .5 | .2 | .8 | .0 | .0 | .0 | .0 | .0 | 1.9 |
| **7m/s** | .0 | .0 | .0 | .0 | .0 | .0 | .0 | .1 | .1 | .0 | .0 | .1 | .0 | .0 | .0 | .0 | .5 |
| **8m/s** | .0 | .0 | .0 | .0 | .0 | .0 | .0 | .0 | .0 | .0 | .1 | .0 | .0 | .0 | .0 | .0 | .2 |
| **10m/s** | .0 | .0 | .0 | .0 | .0 | .0 | .0 | .0 | .0 | .0 | .0 | .0 | .0 | .0 | .0 | .0 | .1 |
| **12m/s** | .0 | .0 | .0 | .0 | .0 | .0 | .0 | .0 | .0 | .0 | .0 | .0 | .0 | .0 | .0 | .0 | .0 |
| **14m/s** | .0 | .1 | .0 | .0 | .0 | .0 | .0 | .0 | .0 | .0 | .0 | .0 | .0 | .0 | .0 | .0 | .1 |
| **16m/s** | .0 | .0 | .0 | .0 | .0 | .0 | .0 | .0 | .0 | .0 | .0 | .0 | .0 | .0 | .0 | .0 | .0 |
| **18m/s** | .0 | .0 | .0 | .0 | .0 | .0 | .0 | .0 | .0 | .0 | .0 | .0 | .0 | .0 | .0 | .0 | .0 |
| **20m/s** | .0 | .0 | .0 | .0 | .0 | .0 | .0 | .0 | .0 | .0 | .0 | .0 | .0 | .0 | .0 | .0 | .0 |
| **25m/s** | .0 | .0 | .0 | .0 | .0 | .0 | .0 | .0 | .0 | .0 | .0 | .0 | .0 | .0 | .0 | .0 | .0 |
| **30m/s** | .0 | .0 | .0 | .0 | .0 | .0 | .0 | .0 | .0 | .0 | .0 | .0 | .0 | .0 | .0 | .0 | .0 |
| **35m/s** | .0 | .0 | .0 | .0 | .0 | .0 | .0 | .0 | .0 | .0 | .0 | .0 | .0 | .0 | .0 | .0 | .0 |
| **40m/s** | .0 | .0 | .0 | .0 | .0 | .0 | .0 | .0 | .0 | .0 | .0 | .0 | .0 | .0 | .0 | .0 | .0 |
| **100m/s** | | | | | | | | | | | | | | | | | |
| 合計 (%) | 5.9 | 4.3 | 3.5 | 2.4 | 2.0 | 2.4 | 3.4 | 8.9 | 20.1 | 17.5 | 10.6 | 5.1 | 4.3 | 4.8 | 2.2 | 2.1 | 99.6 |

[註1]: 風速介於 **2.0m/s~ 3.0m/s** 佔 **27.5%** 。主風向 **S** 佔 **20.1%** 。

[註2]: 風速平均值 = **3.0m/s** , 風速最大值 = **17.9m/s** , 其風向爲 **NNE**。

[註3]: 風速小於**5m/s** 佔 **91.3%**; 介於**5~10m/s** 佔 **8.5%** ; 風速大於**10m/s** 佔 **.2%**。

[註4]: 風向介於 **N~E** 佔 **15.0%**;**E~S** 佔 **24.8%** ;**S~W** 佔 **46.5%** ;**W~N** 佔 **13.3%**; 靜風佔 **.4%** 。

[註5]: 資料每小時記錄一次 , 合計 **2208**筆 **(100.0%)** , 檔名 : **W07STC70.1HY** 。

# 表6.3.16　2007年 秋季 臺中港測站7風速及風向聯合分佈百分比 (%) 統計表

**2007年 9月 1日 0時 ~ 2007年11月30日23時**

| 風向<br>風速 | N | NNE | NE | ENE | E | ESE | SE | SSE | S | SSW | SW | WSW | W | WNW | NW | NNW | 合計<br>(%) |
|---|---|---|---|---|---|---|---|---|---|---|---|---|---|---|---|---|---|
| **.3m/s** | .1 | .3 | .6 | .4 | .2 | .1 | .1 | .2 | .2 | .1 | .1 | .0 | .0 | .0 | .0 | .1 | 2.7 |
| **1m/s** | .3 | 1.0 | 2.7 | 2.0 | .6 | .8 | .5 | 1.5 | 1.9 | .6 | .1 | .4 | .3 | .2 | .2 | .2 | 13.4 |
| **2m/s** | 1.1 | 1.9 | 3.3 | .5 | .0 | .1 | .0 | .8 | .6 | .8 | .4 | .0 | .1 | .1 | .3 | .2 | 10.3 |
| **3m/s** | 1.0 | 2.4 | 2.8 | .0 | .0 | .0 | .0 | .1 | .5 | .3 | .2 | .1 | .4 | .1 | .0 | .1 | 8.1 |
| **4m/s** | .7 | 2.4 | 1.2 | .0 | .0 | .0 | .0 | .0 | .4 | .3 | .1 | .1 | .1 | .1 | .0 | .1 | 5.5 |
| **5m/s** | .4 | 2.7 | 1.3 | .0 | .0 | .0 | .0 | .0 | .0 | .3 | .0 | .0 | .0 | .0 | .0 | .0 | 4.9 |
| **6m/s** | .4 | 3.5 | 2.0 | .0 | .0 | .0 | .0 | .0 | .0 | .1 | .0 | .0 | .0 | .0 | .0 | .0 | 6.0 |
| **7m/s** | .1 | 4.4 | 1.9 | .0 | .0 | .0 | .0 | .0 | .0 | .1 | .0 | .0 | .0 | .1 | .0 | .0 | 6.8 |
| **8m/s** | .5 | 8.9 | 4.1 | .0 | .0 | .0 | .0 | .0 | .0 | .1 | .1 | .1 | .0 | .0 | .0 | .1 | 14.0 |
| **10m/s** | .3 | 8.3 | 2.0 | .0 | .0 | .0 | .0 | .0 | .0 | .0 | .0 | .0 | .0 | .0 | .0 | .0 | 10.7 |
| **12m/s** | .4 | 7.3 | 1.6 | .0 | .0 | .0 | .0 | .0 | .0 | .0 | .0 | .0 | .0 | .0 | .0 | .0 | 9.3 |
| **14m/s** | .2 | 2.9 | .7 | .0 | .0 | .0 | .0 | .0 | .0 | .0 | .0 | .0 | .0 | .0 | .0 | .0 | 3.8 |
| **16m/s** | .3 | 1.6 | .3 | .0 | .0 | .0 | .0 | .0 | .0 | .0 | .0 | .0 | .0 | .0 | .0 | .0 | 2.1 |
| **18m/s** | .2 | .8 | .0 | .0 | .0 | .0 | .0 | .0 | .0 | .0 | .0 | .0 | .0 | .0 | .0 | .0 | 1.1 |
| **20m/s** | .0 | .8 | .3 | .0 | .0 | .0 | .0 | .0 | .0 | .0 | .0 | .0 | .0 | .0 | .0 | .0 | 1.1 |
| **25m/s** | .0 | .0 | .0 | .0 | .0 | .0 | .0 | .0 | .0 | .0 | .0 | .0 | .0 | .0 | .0 | .0 | .0 |
| **30m/s** | .0 | .0 | .0 | .0 | .0 | .0 | .0 | .0 | .0 | .0 | .0 | .0 | .0 | .0 | .0 | .0 | .0 |
| **35m/s** | .0 | .0 | .0 | .0 | .0 | .0 | .0 | .0 | .0 | .0 | .0 | .0 | .0 | .0 | .0 | .0 | .0 |
| **40m/s** | .0 | .0 | .0 | .0 | .0 | .0 | .0 | .0 | .0 | .0 | .0 | .0 | .0 | .0 | .0 | .0 | .0 |
| **100m/s** | | | | | | | | | | | | | | | | | |
| 合計 (%) | 6.2 | 49.1 | 25.0 | 2.8 | .8 | 1.0 | .7 | 2.6 | 3.7 | 2.7 | 1.1 | .9 | 1.0 | .7 | .6 | 1.1 | 100.0 |

[註1]: 風速介於 **8.0m/s~ 10.0m/s** 佔 **14.0%** 。主風向 **NNE** 佔 **49.1%** 。

[註2]: 風速平均值 = **7.2m/s** , 風速最大值 = **23.3m/s** , 其風向爲 **NNE**。

[註3]: 風速小於**5m/s** 佔 **40.1%**; 介於**5~10m/s** 佔 **31.8%** ; 風速大於**10m/s** 佔 **28.2%**。

[註4]: 風向介於 **N~E** 佔 **82.2%**;**E~S** 佔 **6.8%** ;**S~W** 佔 **6.9%** ;**W~N** 佔 **4.1%**; 靜風佔 **.0%** 。

[註5]: 資料每小時記錄一次 , 合計 **2184**筆 **(100.0%)** , 檔名 : **W07FTC70.1HY** 。

# 表6.3.17　2007年 整年 臺中港測站7風速及風向聯合分佈百分比 (%) 統計表

**2006年12月 1日 1時 ~ 2007年11月30日23時**

| 風向<br>風速 | N | NNE | NE | ENE | E | ESE | SE | SSE | S | SSW | SW | WSW | W | WNW | NW | NNW | 合計<br>(%) |
|---|---|---|---|---|---|---|---|---|---|---|---|---|---|---|---|---|---|
| **.3m/s** | .2 | .2 | .5 | .3 | .3 | .3 | .2 | .3 | .2 | .1 | .1 | .0 | .1 | .1 | .1 | .2 | 3.2 |
| **1m/s** | .7 | 1.0 | 2.2 | 1.5 | 1.0 | .9 | 1.1 | 1.7 | 2.0 | 1.1 | .8 | .6 | .4 | .4 | .4 | .3 | 16.2 |
| **2m/s** | 1.3 | 1.9 | 2.6 | .5 | .1 | .3 | .3 | 1.3 | 2.7 | 2.3 | 1.0 | .4 | .5 | .7 | .4 | .5 | 16.7 |
| **3m/s** | 1.3 | 2.3 | 1.9 | .1 | .0 | .0 | .1 | .4 | 2.0 | 1.9 | .9 | .4 | .5 | .6 | .3 | .4 | 13.3 |
| **4m/s** | 1.3 | 2.4 | 1.5 | .1 | .0 | .0 | .0 | .2 | .8 | 1.1 | 1.0 | .6 | .3 | .2 | .1 | .2 | 9.6 |
| **5m/s** | .9 | 2.4 | 1.6 | .0 | .0 | .0 | .0 | .1 | .2 | .5 | .8 | .2 | .0 | .0 | .0 | .0 | 6.7 |
| **6m/s** | .6 | 2.6 | 1.4 | .0 | .0 | .0 | .0 | .0 | .1 | .1 | .3 | .0 | .0 | .0 | .0 | .1 | 5.3 |
| **7m/s** | .5 | 2.8 | 1.3 | .0 | .0 | .0 | .0 | .0 | .0 | .0 | .0 | .0 | .0 | .0 | .0 | .0 | 4.8 |
| **8m/s** | .4 | 6.2 | 2.4 | .0 | .0 | .0 | .0 | .0 | .0 | .0 | .0 | .0 | .0 | .0 | .0 | .0 | 9.2 |
| **10m/s** | .2 | 5.0 | 1.5 | .0 | .0 | .0 | .0 | .0 | .0 | .0 | .0 | .0 | .0 | .0 | .0 | .0 | 6.7 |
| **12m/s** | .2 | 3.9 | 1.0 | .0 | .0 | .0 | .0 | .0 | .0 | .0 | .0 | .0 | .0 | .0 | .0 | .0 | 5.2 |
| **14m/s** | .1 | 1.3 | .3 | .0 | .0 | .0 | .0 | .0 | .0 | .0 | .0 | .0 | .0 | .0 | .0 | .0 | 1.8 |
| **16m/s** | .1 | .5 | .1 | .0 | .0 | .0 | .0 | .0 | .0 | .0 | .0 | .0 | .0 | .0 | .0 | .0 | .6 |
| **18m/s** | .1 | .2 | .0 | .0 | .0 | .0 | .0 | .0 | .0 | .0 | .0 | .0 | .0 | .0 | .0 | .0 | .3 |
| **20m/s** | .0 | .2 | .1 | .0 | .0 | .0 | .0 | .0 | .0 | .0 | .0 | .0 | .0 | .0 | .0 | .0 | .3 |
| **25m/s** | .0 | .0 | .0 | .0 | .0 | .0 | .0 | .0 | .0 | .0 | .0 | .0 | .0 | .0 | .0 | .0 | .0 |
| **30m/s** | .0 | .0 | .0 | .0 | .0 | .0 | .0 | .0 | .0 | .0 | .0 | .0 | .0 | .0 | .0 | .0 | .0 |
| **35m/s** | .0 | .0 | .0 | .0 | .0 | .0 | .0 | .0 | .0 | .0 | .0 | .0 | .0 | .0 | .0 | .0 | .0 |
| **40m/s** | .0 | .0 | .0 | .0 | .0 | .0 | .0 | .0 | .0 | .0 | .0 | .0 | .0 | .0 | .0 | .0 | .0 |
| **100m/s** | | | | | | | | | | | | | | | | | |
| 合計 (%) | 7.8 | 33.1 | 18.5 | 2.6 | 1.4 | 1.5 | 1.7 | 4.0 | 7.9 | 7.1 | 4.8 | 2.3 | 1.9 | 2.0 | 1.3 | 1.7 | 99.8 |

[註1]: 風速介於 **2.0m/s~ 3.0m/s** 佔 **16.7%** 。主風向 **NNE** 佔 **33.1%** 。

[註2]: 風速平均值 = **5.4m/s** , 風速最大值 = **23.3m/s** , 其風向爲 **NNE**。

[註3]: 風速小於**5m/s** 佔 **59.2%**; 介於**5~10m/s** 佔 **26.0%** ; 風速大於**10m/s** 佔 **14.9%**。

[註4]: 風向介於 **N~E** 佔 **60.7%**;**E~S** 佔 **11.8%** ;**S~W** 佔 **19.4%** ;**W~N** 佔 **7.9%**; 靜風佔 **.2%** 。

[註5]: 資料每小時記錄一次 , 合計 **8718**筆 ( **99.5%**) , 檔名 : **W070TC70.1HY** 。

# 表6.3.18　歷年 12月 臺中港測站7風速及風向聯合分佈百分比 (%) 統計表

**2001年12月 1日 0時 ~ 2006年12月31日23時**

| 風向<br>風速 | N | NNE | NE | ENE | E | ESE | SE | SSE | S | SSW | SW | WSW | W | WNW | NW | NNW | 合計<br>(%) |
|---|---|---|---|---|---|---|---|---|---|---|---|---|---|---|---|---|---|
| **.3m/s** | .1 | .0 | .1 | .1 | .2 | .2 | .1 | .1 | .1 | .1 | .0 | .1 | .0 | .1 | .1 | .0 | 1.4 |
| **1m/s** | .3 | .8 | 1.8 | .9 | .7 | .9 | .5 | .3 | .2 | .3 | .1 | .1 | .1 | .1 | .2 | .1 | 7.2 |
| **2m/s** | .5 | 2.3 | 3.8 | 1.3 | .4 | .2 | .3 | .3 | .1 | .1 | .1 | .1 | .0 | .2 | .1 | .1 | 9.9 |
| **3m/s** | .5 | 2.3 | 2.6 | .5 | .1 | .0 | .0 | .0 | .0 | .0 | .0 | .0 | .0 | .0 | .1 | .2 | 6.5 |
| **4m/s** | 1.0 | 2.8 | 3.0 | .3 | .0 | .0 | .0 | .0 | .0 | .0 | .0 | .0 | .0 | .0 | .0 | .0 | 7.2 |
| **5m/s** | 1.2 | 3.5 | 2.8 | .1 | .0 | .0 | .0 | .0 | .0 | .0 | .0 | .0 | .0 | .0 | .0 | .1 | 7.6 |
| **6m/s** | .5 | 3.0 | 2.1 | .1 | .0 | .0 | .0 | .0 | .0 | .0 | .0 | .0 | .0 | .0 | .0 | .0 | 5.8 |
| **7m/s** | .6 | 3.8 | 1.7 | .0 | .0 | .0 | .0 | .0 | .0 | .0 | .0 | .0 | .0 | .0 | .0 | .0 | 6.1 |
| **8m/s** | .8 | 9.4 | 3.8 | .0 | .0 | .0 | .0 | .0 | .0 | .0 | .0 | .0 | .0 | .0 | .0 | .0 | 14.0 |
| **10m/s** | .5 | 9.7 | 3.5 | .1 | .0 | .0 | .0 | .0 | .0 | .0 | .0 | .0 | .0 | .0 | .0 | .0 | 13.7 |
| **12m/s** | .3 | 7.3 | 2.5 | .0 | .0 | .0 | .0 | .0 | .0 | .0 | .0 | .0 | .0 | .0 | .0 | .0 | 10.2 |
| **14m/s** | .1 | 3.9 | 1.2 | .1 | .0 | .0 | .0 | .0 | .0 | .0 | .0 | .0 | .0 | .0 | .0 | .0 | 5.4 |
| **16m/s** | .1 | 1.4 | .4 | .0 | .0 | .0 | .0 | .0 | .0 | .0 | .0 | .0 | .0 | .0 | .0 | .0 | 1.9 |
| **18m/s** | .0 | .5 | .3 | .0 | .0 | .0 | .0 | .0 | .0 | .0 | .0 | .0 | .0 | .0 | .0 | .0 | .8 |
| **20m/s** | .0 | 1.3 | .9 | .0 | .0 | .0 | .0 | .0 | .0 | .0 | .0 | .0 | .0 | .0 | .0 | .0 | 2.2 |
| **25m/s** | .0 | .1 | .0 | .0 | .0 | .0 | .0 | .0 | .0 | .0 | .0 | .0 | .0 | .0 | .0 | .0 | .1 |
| **30m/s** | .0 | .0 | .0 | .0 | .0 | .0 | .0 | .0 | .0 | .0 | .0 | .0 | .0 | .0 | .0 | .0 | .0 |
| **35m/s** | .0 | .0 | .0 | .0 | .0 | .0 | .0 | .0 | .0 | .0 | .0 | .0 | .0 | .0 | .0 | .0 | .0 |
| **40m/s** | .0 | .0 | .0 | .0 | .0 | .0 | .0 | .0 | .0 | .0 | .0 | .0 | .0 | .0 | .0 | .0 | .0 |
| **100m/s** | | | | | | | | | | | | | | | | | |
| 合計 (%) | 6.4 | 52.1 | 30.6 | 3.4 | 1.4 | 1.4 | .9 | .8 | .4 | .5 | .2 | .2 | .2 | .4 | .5 | .6 | 100.0 |

[註1]: 風速介於 **8.0m/s~ 10.0m/s** 佔 **14.0%** 。主風向 **NNE** 佔 **52.1%** 。

[註2]: 風速平均值 = **8.0m/s** , 風速最大值 = **26.5m/s** , 其風向爲 **NNE**。

[註3]: 風速小於**5m/s** 佔 **32.2%**; 介於**5~10m/s** 佔 **33.5%** ; 風速大於**10m/s** 佔 **34.3%**。

[註4]: 風向介於 **N~E** 佔 **91.5%**;**E~S** 佔 **4.1%** ;**S~W** 佔 **1.1%** ;**W~N** 佔 **3.2%**; 靜風佔 **.0%** 。

[註5]: 資料每小時記錄一次 , 合計 **4435**筆 ( **99.4%**) , 檔名 : **W44CTC70.1HY** 。

# 表6.3.19　歷年 1月 臺中港測站7風速及風向聯合分佈百分比 (%) 統計表

**2002年 1月 1日 0時 ~ 2007年 1月31日23時**

| 風向<br>風速 | N | NNE | NE | ENE | E | ESE | SE | SSE | S | SSW | SW | WSW | W | WNW | NW | NNW | 合計<br>(%) |
|---|---|---|---|---|---|---|---|---|---|---|---|---|---|---|---|---|---|
| **.3m/s** | .1 | .1 | .1 | .0 | .2 | .2 | .0 | .0 | .0 | .0 | .0 | .0 | .0 | .0 | .0 | .0 | 1.0 |
| **1m/s** | .4 | .8 | 1.2 | .9 | .6 | .4 | .3 | .4 | .3 | .2 | .0 | .1 | .1 | .1 | .2 | .1 | 6.0 |
| **2m/s** | 1.0 | 2.2 | 3.4 | 1.0 | .7 | .6 | .2 | .3 | .4 | .2 | .1 | .0 | .1 | .1 | .1 | .2 | 10.8 |
| **3m/s** | .9 | 2.6 | 2.3 | .3 | .0 | .1 | .0 | .0 | .0 | .0 | .1 | .1 | .0 | .0 | .0 | .3 | 6.9 |
| **4m/s** | 1.2 | 3.6 | 2.8 | .0 | .0 | .0 | .0 | .0 | .0 | .0 | .0 | .0 | .0 | .0 | .0 | .0 | 7.7 |
| **5m/s** | 1.1 | 4.8 | 2.3 | .0 | .0 | .0 | .0 | .0 | .0 | .0 | .0 | .0 | .0 | .0 | .0 | .1 | 8.4 |
| **6m/s** | .8 | 5.4 | 2.5 | .1 | .0 | .0 | .0 | .0 | .0 | .0 | .0 | .0 | .0 | .0 | .0 | .0 | 8.7 |
| **7m/s** | .7 | 5.0 | 2.4 | .0 | .0 | .0 | .0 | .0 | .0 | .0 | .0 | .0 | .0 | .0 | .0 | .0 | 8.1 |
| **8m/s** | .9 | 12.8 | 5.1 | .0 | .0 | .0 | .0 | .0 | .0 | .0 | .0 | .0 | .0 | .0 | .0 | .0 | 18.8 |
| **10m/s** | .6 | 10.8 | 3.3 | .0 | .0 | .0 | .0 | .0 | .0 | .0 | .0 | .0 | .0 | .0 | .0 | .0 | 14.7 |
| **12m/s** | .2 | 5.4 | 1.3 | .0 | .0 | .0 | .0 | .0 | .0 | .0 | .0 | .0 | .0 | .0 | .0 | .0 | 6.9 |
| **14m/s** | .0 | 1.1 | .4 | .0 | .0 | .0 | .0 | .0 | .0 | .0 | .0 | .0 | .0 | .0 | .0 | .0 | 1.5 |
| **16m/s** | .0 | .3 | .1 | .0 | .0 | .0 | .0 | .0 | .0 | .0 | .0 | .0 | .0 | .0 | .0 | .0 | .4 |
| **18m/s** | .0 | .0 | .0 | .0 | .0 | .0 | .0 | .0 | .0 | .0 | .0 | .0 | .0 | .0 | .0 | .0 | .0 |
| **20m/s** | .0 | .0 | .0 | .0 | .0 | .0 | .0 | .0 | .0 | .0 | .0 | .0 | .0 | .0 | .0 | .0 | .0 |
| **25m/s** | .0 | .0 | .0 | .0 | .0 | .0 | .0 | .0 | .0 | .0 | .0 | .0 | .0 | .0 | .0 | .0 | .0 |
| **30m/s** | .0 | .0 | .0 | .0 | .0 | .0 | .0 | .0 | .0 | .0 | .0 | .0 | .0 | .0 | .0 | .0 | .0 |
| **35m/s** | .0 | .0 | .0 | .0 | .0 | .0 | .0 | .0 | .0 | .0 | .0 | .0 | .0 | .0 | .0 | .0 | .0 |
| **40m/s** | .0 | .0 | .0 | .0 | .0 | .0 | .0 | .0 | .0 | .0 | .0 | .0 | .0 | .0 | .0 | .0 | .0 |
| **100m/s** | | | | | | | | | | | | | | | | | |
| 合計 (%) | 8.0 | 54.8 | 27.2 | 2.5 | 1.6 | 1.3 | .6 | .7 | .7 | .4 | .3 | .2 | .3 | .3 | .3 | .8 | 100.0 |

[註1]: 風速介於 **8.0m/s~ 10.0m/s** 佔 **18.8%** 。主風向 **NNE** 佔 **54.8%** 。

[註2]: 風速平均值 = **7.1m/s** , 風速最大值 = **17.8m/s** , 其風向爲 **NE** 。

[註3]: 風速小於**5m/s** 佔 **32.4%**; 介於**5~10m/s** 佔 **44.1%** ; 風速大於**10m/s** 佔 **23.6%**。

[註4]: 風向介於 **N~E** 佔 **91.9%**;**E~S** 佔 **3.6%** ;**S~W** 佔 **1.4%** ;**W~N** 佔 **3.0%**; 靜風佔 **.0%** 。

[註5]: 資料每小時記錄一次 , 合計 **4241**筆 ( **95.0%**) , 檔名 : **W441TC70.1HY** 。

# 表6.3.20　歷年 2月 臺中港測站7風速及風向聯合分佈百分比 (%) 統計表

**2002年 2月 1日 0時 ~ 2007年 2月28日23時**

| 風向<br>風速 | N | NNE | NE | ENE | E | ESE | SE | SSE | S | SSW | SW | WSW | W | WNW | NW | NNW | 合計<br>(%) |
|---|---|---|---|---|---|---|---|---|---|---|---|---|---|---|---|---|---|
| **.3m/s** | .1 | .1 | .2 | .1 | .3 | .2 | .1 | .2 | .1 | .1 | .0 | .0 | .0 | .1 | .1 | .1 | 1.9 |
| **1m/s** | .9 | 1.0 | 1.6 | 1.3 | .8 | .7 | .9 | .9 | .5 | .4 | .3 | .2 | .1 | .2 | .2 | .4 | 10.7 |
| **2m/s** | 1.3 | 2.5 | 3.4 | 1.5 | .4 | .2 | .3 | .7 | 1.1 | .7 | .3 | .1 | .3 | .4 | .3 | .7 | 14.4 |
| **3m/s** | 1.6 | 3.0 | 2.2 | .2 | .0 | .0 | .0 | .0 | .1 | .3 | .1 | .3 | .2 | .3 | .3 | .2 | 9.1 |
| **4m/s** | 1.5 | 3.8 | 2.2 | .1 | .0 | .0 | .0 | .0 | .0 | .1 | .1 | .2 | .0 | .1 | .1 | .2 | 8.4 |
| **5m/s** | 1.5 | 4.9 | 2.2 | .1 | .0 | .0 | .0 | .0 | .0 | .0 | .3 | .0 | .0 | .0 | .0 | .2 | 9.3 |
| **6m/s** | .9 | 4.6 | 1.6 | .0 | .0 | .0 | .0 | .0 | .0 | .0 | .0 | .0 | .0 | .0 | .0 | .1 | 7.3 |
| **7m/s** | .8 | 3.8 | 1.9 | .0 | .0 | .0 | .0 | .0 | .0 | .0 | .0 | .0 | .0 | .0 | .0 | .0 | 6.5 |
| **8m/s** | 1.1 | 8.8 | 3.3 | .0 | .0 | .0 | .0 | .0 | .0 | .0 | .0 | .0 | .0 | .0 | .0 | .0 | 13.2 |
| **10m/s** | 1.0 | 6.2 | 2.6 | .0 | .0 | .0 | .0 | .0 | .0 | .0 | .0 | .0 | .0 | .0 | .0 | .0 | 9.8 |
| **12m/s** | 1.7 | 3.8 | 1.0 | .0 | .0 | .0 | .0 | .0 | .0 | .0 | .0 | .0 | .0 | .0 | .0 | .0 | 6.5 |
| **14m/s** | .6 | 1.6 | .2 | .0 | .0 | .0 | .0 | .0 | .0 | .0 | .0 | .0 | .0 | .0 | .0 | .0 | 2.4 |
| **16m/s** | .1 | .3 | .1 | .0 | .0 | .0 | .0 | .0 | .0 | .0 | .0 | .0 | .0 | .0 | .0 | .0 | .5 |
| **18m/s** | .0 | .0 | .0 | .0 | .0 | .0 | .0 | .0 | .0 | .0 | .0 | .0 | .0 | .0 | .0 | .0 | .0 |
| **20m/s** | .0 | .0 | .0 | .0 | .0 | .0 | .0 | .0 | .0 | .0 | .0 | .0 | .0 | .0 | .0 | .0 | .0 |
| **25m/s** | .0 | .0 | .0 | .0 | .0 | .0 | .0 | .0 | .0 | .0 | .0 | .0 | .0 | .0 | .0 | .0 | .0 |
| **30m/s** | .0 | .0 | .0 | .0 | .0 | .0 | .0 | .0 | .0 | .0 | .0 | .0 | .0 | .0 | .0 | .0 | .0 |
| **35m/s** | .0 | .0 | .0 | .0 | .0 | .0 | .0 | .0 | .0 | .0 | .0 | .0 | .0 | .0 | .0 | .0 | .0 |
| **40m/s** | .0 | .0 | .0 | .0 | .0 | .0 | .0 | .0 | .0 | .0 | .0 | .0 | .0 | .0 | .0 | .0 | .0 |
| **100m/s** | | | | | | | | | | | | | | | | | |
| 合計 (%) | 13.1 | 44.5 | 22.6 | 3.5 | 1.5 | 1.2 | 1.4 | 1.8 | 2.0 | 1.7 | 1.2 | .8 | .6 | 1.0 | 1.1 | 2.0 | 100.0 |

[註1]: 風速介於 **2.0m/s~ 3.0m/s** 佔 **14.4%** 。主風向 **NNE** 佔 **44.5%** 。

[註2]: 風速平均值 = **6.2m/s** , 風速最大值 = **18.7m/s** , 其風向爲 **N** 。

[註3]: 風速小於**5m/s** 佔 **44.5%**; 介於**5~10m/s** 佔 **36.3%** ; 風速大於**10m/s** 佔 **19.2%**。

[註4]: 風向介於 **N~E** 佔 **82.3%**;**E~S** 佔 **6.1%** ;**S~W** 佔 **4.9%** ;**W~N** 佔 **6.6%**; 靜風佔 **.0%** 。

[註5]: 資料每小時記錄一次 , 合計 **3335**筆 ( **82.2%**) , 檔名 : **W442TC70.1HY** 。

# 表6.3.21　歷年 3月 臺中港測站7風速及風向聯合分佈百分比 (%) 統計表

**2002年 3月 1日 0時 ~ 2007年 3月31日23時**

| 風向<br>風速 | N | NNE | NE | ENE | E | ESE | SE | SSE | S | SSW | SW | WSW | W | WNW | NW | NNW | 合計<br>(%) |
|---|---|---|---|---|---|---|---|---|---|---|---|---|---|---|---|---|---|
| **.3m/s** | .3 | .2 | .4 | .1 | .3 | .3 | .2 | .1 | .0 | .1 | .2 | .1 | .0 | .1 | .1 | .1 | 2.6 |
| **1m/s** | 1.1 | 1.4 | 1.6 | 1.0 | .8 | .7 | .7 | 1.1 | 1.0 | .7 | .5 | .3 | .4 | .3 | .4 | .5 | 12.5 |
| **2m/s** | 1.7 | 2.4 | 2.3 | .7 | .2 | .3 | .3 | 1.1 | 1.5 | 1.6 | .6 | .3 | .3 | .4 | .5 | .7 | 14.9 |
| **3m/s** | 2.0 | 2.8 | 2.2 | .2 | .0 | .0 | .0 | .2 | .4 | 1.0 | .5 | .3 | .4 | .4 | .3 | .6 | 11.3 |
| **4m/s** | 2.3 | 3.6 | 2.2 | .1 | .0 | .0 | .0 | .0 | .0 | .2 | .3 | .1 | .1 | .1 | .1 | .2 | 9.3 |
| **5m/s** | 1.6 | 4.2 | 2.2 | .1 | .0 | .0 | .0 | .0 | .0 | .0 | .1 | .0 | .1 | .0 | .0 | .1 | 8.4 |
| **6m/s** | 1.3 | 4.4 | 2.3 | .0 | .0 | .0 | .0 | .0 | .0 | .0 | .0 | .0 | .0 | .0 | .0 | .0 | 8.1 |
| **7m/s** | 1.1 | 4.5 | 2.0 | .0 | .0 | .0 | .0 | .0 | .0 | .0 | .0 | .0 | .0 | .0 | .0 | .0 | 7.6 |
| **8m/s** | 1.3 | 8.2 | 3.6 | .0 | .0 | .0 | .0 | .0 | .0 | .0 | .0 | .0 | .0 | .0 | .0 | .0 | 13.2 |
| **10m/s** | .2 | 4.4 | 1.8 | .1 | .0 | .0 | .0 | .0 | .0 | .0 | .0 | .0 | .0 | .0 | .0 | .0 | 6.5 |
| **12m/s** | .2 | 2.7 | .9 | .0 | .0 | .0 | .0 | .0 | .0 | .0 | .0 | .0 | .0 | .0 | .0 | .0 | 3.9 |
| **14m/s** | .1 | .8 | .3 | .0 | .0 | .0 | .0 | .0 | .0 | .0 | .0 | .0 | .0 | .0 | .0 | .0 | 1.1 |
| **16m/s** | .0 | .3 | .0 | .0 | .0 | .0 | .0 | .0 | .0 | .0 | .0 | .0 | .0 | .0 | .0 | .0 | .4 |
| **18m/s** | .0 | .1 | .0 | .0 | .0 | .0 | .0 | .0 | .0 | .0 | .0 | .0 | .0 | .0 | .0 | .0 | .1 |
| **20m/s** | .0 | .0 | .0 | .0 | .0 | .0 | .0 | .0 | .0 | .0 | .0 | .0 | .0 | .0 | .0 | .0 | .0 |
| **25m/s** | .0 | .0 | .0 | .0 | .0 | .0 | .0 | .0 | .0 | .0 | .0 | .0 | .0 | .0 | .0 | .0 | .0 |
| **30m/s** | .0 | .0 | .0 | .0 | .0 | .0 | .0 | .0 | .0 | .0 | .0 | .0 | .0 | .0 | .0 | .0 | .0 |
| **35m/s** | .0 | .0 | .0 | .0 | .0 | .0 | .0 | .0 | .0 | .0 | .0 | .0 | .0 | .0 | .0 | .0 | .0 |
| **40m/s** | .0 | .0 | .0 | .0 | .0 | .0 | .0 | .0 | .0 | .0 | .0 | .0 | .0 | .0 | .0 | .0 | .0 |
| **100m/s** | | | | | | | | | | | | | | | | | |
| 合計 (%) | 13.2 | 40.0 | 21.9 | 2.4 | 1.3 | 1.3 | 1.1 | 2.5 | 2.9 | 3.7 | 2.1 | 1.1 | 1.3 | 1.3 | 1.3 | 2.3 | 99.9 |

[註**1**]: 風速介於 **2.0m/s~ 3.0m/s** 佔 **14.9%** 。主風向 **NNE** 佔 **40.0%** 。

[註**2**]: 風速平均值 **= 5.6m/s** , 風速最大值 **= 19.9m/s** , 其風向爲 **NNE**。

[註**3**]: 風速小於**5m/s** 佔 **50.7%**; 介於**5~10m/s** 佔 **37.3%** ; 風速大於**10m/s** 佔 **12.0%**。

[註**4**]: 風向介於 **N~E** 佔 **75.7%**;**E~S** 佔 **6.9%** ;**S~W** 佔 **9.3%** ;**W~N** 佔 **8.1%**; 靜風佔 **.1%** 。

[註**5**]: 資料每小時記錄一次 , 合計 **4275**筆 ( **95.8%**) , 檔名 : **W443TC70.1HY** 。

# 表6.3.22　歷年 4月 臺中港測站7風速及風向聯合分佈百分比 (%) 統計表

**2002年 4月 1日 0時 ~ 2007年 4月30日23時**

| 風向<br>風速 | N | NNE | NE | ENE | E | ESE | SE | SSE | S | SSW | SW | WSW | W | WNW | NW | NNW | 合計<br>(%) |
|---|---|---|---|---|---|---|---|---|---|---|---|---|---|---|---|---|---|
| **.3m/s** | .4 | .2 | .5 | .2 | .3 | .4 | .4 | .2 | .2 | .2 | .1 | .2 | .2 | .2 | .4 | .3 | 4.3 |
| **1m/s** | 1.1 | 1.8 | 2.7 | 1.5 | .8 | 1.7 | 1.3 | 1.1 | 2.3 | 1.6 | .8 | .9 | .6 | .6 | .6 | .9 | 20.1 |
| **2m/s** | 1.6 | 2.7 | 3.1 | .7 | .2 | .2 | .4 | .8 | 2.5 | 2.7 | 1.2 | .7 | .4 | 1.2 | .6 | .8 | 19.8 |
| **3m/s** | 2.0 | 2.7 | 2.2 | .2 | .0 | .0 | .1 | .4 | 1.5 | 2.2 | 1.0 | .6 | .6 | .7 | .3 | .6 | 15.0 |
| **4m/s** | 1.4 | 3.1 | 1.8 | .0 | .0 | .0 | .0 | .0 | .4 | .7 | 1.1 | .5 | .4 | .3 | .2 | .2 | 10.0 |
| **5m/s** | .8 | 3.5 | 2.1 | .1 | .0 | .0 | .0 | .0 | .2 | .4 | .9 | .3 | .1 | .0 | .0 | .1 | 8.5 |
| **6m/s** | .5 | 2.6 | 1.3 | .1 | .0 | .0 | .0 | .0 | .0 | .1 | .5 | .1 | .0 | .0 | .0 | .1 | 5.1 |
| **7m/s** | .5 | 2.9 | 1.7 | .0 | .0 | .0 | .0 | .0 | .0 | .0 | .1 | .0 | .0 | .0 | .0 | .1 | 5.2 |
| **8m/s** | .3 | 4.6 | 1.7 | .0 | .0 | .0 | .0 | .0 | .0 | .0 | .0 | .0 | .0 | .0 | .0 | .0 | 6.7 |
| **10m/s** | .2 | 2.2 | .8 | .0 | .0 | .0 | .0 | .0 | .0 | .0 | .0 | .0 | .0 | .0 | .0 | .0 | 3.2 |
| **12m/s** | .0 | 1.3 | .3 | .0 | .0 | .0 | .0 | .0 | .0 | .0 | .0 | .0 | .0 | .0 | .0 | .0 | 1.6 |
| **14m/s** | .0 | .1 | .1 | .0 | .0 | .0 | .0 | .0 | .0 | .0 | .0 | .0 | .0 | .0 | .0 | .0 | .3 |
| **16m/s** | .0 | .1 | .0 | .0 | .0 | .0 | .0 | .0 | .0 | .0 | .0 | .0 | .0 | .0 | .0 | .0 | .1 |
| **18m/s** | .0 | .0 | .0 | .0 | .0 | .0 | .0 | .0 | .0 | .0 | .0 | .0 | .0 | .0 | .0 | .0 | .0 |
| **20m/s** | .0 | .0 | .0 | .0 | .0 | .0 | .0 | .0 | .0 | .0 | .0 | .0 | .0 | .0 | .0 | .0 | .0 |
| **25m/s** | .0 | .0 | .0 | .0 | .0 | .0 | .0 | .0 | .0 | .0 | .0 | .0 | .0 | .0 | .0 | .0 | .0 |
| **30m/s** | .0 | .0 | .0 | .0 | .0 | .0 | .0 | .0 | .0 | .0 | .0 | .0 | .0 | .0 | .0 | .0 | .0 |
| **35m/s** | .0 | .0 | .0 | .0 | .0 | .0 | .0 | .0 | .0 | .0 | .0 | .0 | .0 | .0 | .0 | .0 | .0 |
| **40m/s** | .0 | .0 | .0 | .0 | .0 | .0 | .0 | .0 | .0 | .0 | .0 | .0 | .0 | .0 | .0 | .0 | .0 |
| **100m/s** | | | | | | | | | | | | | | | | | |
| 合計 (%) | 8.8 | 27.6 | 18.1 | 2.8 | 1.4 | 2.3 | 2.1 | 2.6 | 6.9 | 8.0 | 5.6 | 3.3 | 2.3 | 2.9 | 2.0 | 3.0 | 99.9 |

[註1]: 風速介於 **1.0m/s~ 2.0m/s** 佔 **20.1%** 。主風向 **NNE** 佔 **27.6%** 。

[註2]: 風速平均值 = **4.2m/s** , 風速最大值 = **18.5m/s** , 其風向爲 **NNE**。

[註3]: 風速小於**5m/s** 佔 **69.3%**; 介於**5~10m/s** 佔 **25.5%** ; 風速大於**10m/s** 佔 **5.1%**。

[註4]: 風向介於 **N~E** 佔 **55.5%**;**E~S** 佔 **11.0%** ;**S~W** 佔 **21.8%** ;**W~N** 佔 **11.6%**; 靜風佔 **.1%** 。

[註5]: 資料每小時記錄一次 , 合計 **3822**筆 ( **88.5%**) , 檔名 : **W444TC70.1HY** 。

# 表6.3.23　歷年 5月 臺中港測站7風速及風向聯合分佈百分比 (%) 統計表

**2002年 5月 1日 0時 ~ 2007年 5月31日23時**

| 風向<br>風速 | N | NNE | NE | ENE | E | ESE | SE | SSE | S | SSW | SW | WSW | W | WNW | NW | NNW | 合計<br>(%) |
|---|---|---|---|---|---|---|---|---|---|---|---|---|---|---|---|---|---|
| **.3m/s** | .1 | .3 | .6 | .4 | .5 | .7 | .4 | .4 | .3 | .2 | .1 | .0 | .2 | .2 | .4 | .4 | 5.1 |
| **1m/s** | 1.0 | 1.9 | 2.7 | 1.3 | 1.4 | 1.2 | 1.8 | 1.5 | 1.9 | 1.8 | 1.3 | 1.0 | .6 | .8 | .7 | .5 | 21.4 |
| **2m/s** | 2.1 | 2.3 | 2.0 | .6 | .2 | .3 | .2 | 1.1 | 4.0 | 3.1 | 1.8 | .8 | .5 | .8 | .7 | .7 | 21.3 |
| **3m/s** | 2.0 | 3.5 | 1.6 | .2 | .0 | .0 | .0 | .6 | 1.8 | 2.6 | 1.8 | 1.0 | .8 | .6 | .5 | .7 | 17.7 |
| **4m/s** | 1.4 | 2.8 | 1.3 | .1 | .0 | .0 | .0 | .2 | .5 | 1.5 | 1.8 | .6 | .4 | .2 | .0 | .5 | 11.4 |
| **5m/s** | 1.0 | 2.9 | 1.2 | .0 | .0 | .0 | .0 | .0 | .2 | .5 | .9 | .4 | .1 | .0 | .0 | .1 | 7.5 |
| **6m/s** | .9 | 2.2 | .8 | .0 | .0 | .0 | .0 | .0 | .0 | .3 | .5 | .1 | .0 | .0 | .0 | .0 | 4.8 |
| **7m/s** | .4 | 1.7 | .5 | .0 | .0 | .0 | .0 | .0 | .0 | .0 | .1 | .0 | .0 | .0 | .0 | .0 | 2.8 |
| **8m/s** | .3 | 3.7 | .6 | .0 | .0 | .0 | .0 | .0 | .0 | .1 | .0 | .0 | .0 | .0 | .0 | .0 | 4.8 |
| **10m/s** | .1 | 1.8 | .1 | .0 | .0 | .0 | .0 | .0 | .0 | .0 | .0 | .0 | .0 | .0 | .0 | .0 | 2.0 |
| **12m/s** | .0 | .5 | .0 | .0 | .0 | .0 | .0 | .0 | .0 | .0 | .0 | .0 | .0 | .0 | .0 | .0 | .6 |
| **14m/s** | .0 | .3 | .0 | .0 | .0 | .0 | .0 | .0 | .0 | .0 | .0 | .0 | .0 | .0 | .0 | .0 | .3 |
| **16m/s** | .0 | .0 | .0 | .0 | .0 | .0 | .0 | .0 | .0 | .0 | .0 | .0 | .0 | .0 | .0 | .0 | .0 |
| **18m/s** | .0 | .0 | .0 | .0 | .0 | .0 | .0 | .0 | .0 | .0 | .0 | .0 | .0 | .0 | .0 | .0 | .0 |
| **20m/s** | .0 | .0 | .0 | .0 | .0 | .0 | .0 | .0 | .0 | .0 | .0 | .0 | .0 | .0 | .0 | .0 | .0 |
| **25m/s** | .0 | .0 | .0 | .0 | .0 | .0 | .0 | .0 | .0 | .0 | .0 | .0 | .0 | .0 | .0 | .0 | .0 |
| **30m/s** | .0 | .0 | .0 | .0 | .0 | .0 | .0 | .0 | .0 | .0 | .0 | .0 | .0 | .0 | .0 | .0 | .0 |
| **35m/s** | .0 | .0 | .0 | .0 | .0 | .0 | .0 | .0 | .0 | .0 | .0 | .0 | .0 | .0 | .0 | .0 | .0 |
| **40m/s** | .0 | .0 | .0 | .0 | .0 | .0 | .0 | .0 | .0 | .0 | .0 | .0 | .0 | .0 | .0 | .0 | .0 |
| **100m/s** | | | | | | | | | | | | | | | | | |
| 合計 (%) | 9.3 | 24.0 | 11.5 | 2.6 | 2.0 | 2.1 | 2.4 | 3.8 | 8.8 | 10.2 | 8.4 | 4.0 | 2.6 | 2.7 | 2.4 | 2.9 | 99.8 |

[註**1**]: 風速介於 **1.0m/s~ 2.0m/s** 佔 **21.4%** 。主風向 **NNE** 佔 **24.0%** 。

[註**2**]: 風速平均值 **= 3.7m/s** , 風速最大值 **= 16.9m/s** , 其風向爲 **NNE**。

[註**3**]: 風速小於**5m/s** 佔 **77.2%**; 介於**5~10m/s** 佔 **19.8%** ; 風速大於**10m/s** 佔 **2.9%**。

[註**4**]: 風向介於 **N~E** 佔 **45.8%**;**E~S** 佔 **13.4%** ;**S~W** 佔 **28.8%** ;**W~N** 佔 **11.9%**; 靜風佔 **.2%** 。

[註**5**]: 資料每小時記錄一次 , 合計 **4445**筆 ( **99.6%**) , 檔名 : **W445TC70.1HY** 。

# 表6.3.24　歷年 6月 臺中港測站7風速及風向聯合分佈百分比 (%) 統計表

**2002年 6月 1日 0時 ~ 2007年 6月30日23時**

| 風向<br>風速 | N | NNE | NE | ENE | E | ESE | SE | SSE | S | SSW | SW | WSW | W | WNW | NW | NNW | 合計<br>(%) |
|---|---|---|---|---|---|---|---|---|---|---|---|---|---|---|---|---|---|
| **.3m/s** | .3 | .1 | .2 | .3 | .4 | .4 | .2 | .5 | .3 | .1 | .1 | .1 | .1 | .1 | .2 | .2 | 3.5 |
| **1m/s** | .8 | .8 | 1.6 | .9 | .7 | .9 | 1.0 | 2.1 | 2.7 | 1.8 | 1.2 | .7 | .2 | .4 | .5 | .2 | 16.5 |
| **2m/s** | .6 | 1.3 | 1.4 | .2 | .1 | .2 | .4 | 2.4 | 6.6 | 4.5 | 1.5 | .5 | .6 | .8 | .5 | .4 | 22.0 |
| **3m/s** | .9 | 1.7 | 1.3 | .1 | .0 | .0 | .2 | 1.1 | 6.4 | 5.9 | 2.7 | .8 | .6 | .5 | .2 | .3 | 22.9 |
| **4m/s** | .3 | 1.5 | .5 | .1 | .0 | .0 | .1 | .4 | 2.4 | 4.1 | 2.9 | 1.3 | .6 | .1 | .0 | .0 | 14.4 |
| **5m/s** | .4 | 1.3 | .3 | .0 | .0 | .0 | .0 | .2 | .4 | 1.5 | 2.5 | 1.0 | .1 | .0 | .0 | .0 | 7.8 |
| **6m/s** | .4 | 1.8 | .3 | .0 | .0 | .0 | .0 | .0 | .1 | .4 | 1.4 | .3 | .0 | .0 | .0 | .0 | 4.7 |
| **7m/s** | .2 | 1.6 | .1 | .0 | .0 | .0 | .0 | .0 | .0 | .2 | .3 | .1 | .0 | .0 | .0 | .0 | 2.6 |
| **8m/s** | .2 | 2.7 | .2 | .0 | .0 | .0 | .0 | .0 | .0 | .0 | .1 | .0 | .0 | .0 | .0 | .0 | 3.3 |
| **10m/s** | .2 | 1.4 | .2 | .0 | .0 | .0 | .0 | .0 | .0 | .0 | .0 | .0 | .0 | .0 | .0 | .0 | 1.7 |
| **12m/s** | .1 | .5 | .0 | .0 | .0 | .0 | .0 | .0 | .0 | .0 | .0 | .0 | .0 | .0 | .0 | .0 | .6 |
| **14m/s** | .0 | .0 | .0 | .0 | .0 | .0 | .0 | .0 | .0 | .0 | .0 | .0 | .0 | .0 | .0 | .0 | .0 |
| **16m/s** | .0 | .0 | .0 | .0 | .0 | .0 | .0 | .0 | .0 | .0 | .0 | .0 | .0 | .0 | .0 | .0 | .0 |
| **18m/s** | .0 | .0 | .0 | .0 | .0 | .0 | .0 | .0 | .0 | .0 | .0 | .0 | .0 | .0 | .0 | .0 | .0 |
| **20m/s** | .0 | .0 | .0 | .0 | .0 | .0 | .0 | .0 | .0 | .0 | .0 | .0 | .0 | .0 | .0 | .0 | .0 |
| **25m/s** | .0 | .0 | .0 | .0 | .0 | .0 | .0 | .0 | .0 | .0 | .0 | .0 | .0 | .0 | .0 | .0 | .0 |
| **30m/s** | .0 | .0 | .0 | .0 | .0 | .0 | .0 | .0 | .0 | .0 | .0 | .0 | .0 | .0 | .0 | .0 | .0 |
| **35m/s** | .0 | .0 | .0 | .0 | .0 | .0 | .0 | .0 | .0 | .0 | .0 | .0 | .0 | .0 | .0 | .0 | .0 |
| **40m/s** | .0 | .0 | .0 | .0 | .0 | .0 | .0 | .0 | .0 | .0 | .0 | .0 | .0 | .0 | .0 | .0 | .0 |
| **100m/s** | | | | | | | | | | | | | | | | | |
| 合計 (%) | 4.5 | 14.6 | 6.1 | 1.6 | 1.2 | 1.4 | 1.9 | 6.7 | 18.9 | 18.6 | 12.6 | 4.8 | 2.2 | 2.0 | 1.4 | 1.2 | 99.9 |

[註**1**]: 風速介於 **3.0m/s~ 4.0m/s** 佔 **22.9%** 。主風向 **S** 佔 **18.9%** 。

[註**2**]: 風速平均值 **= 3.7m/s** , 風速最大值 **= 13.9m/s** , 其風向爲 **NNE**。

[註**3**]: 風速小於**5m/s** 佔 **79.3%**; 介於**5~10m/s** 佔 **18.4%** ; 風速大於**10m/s** 佔 **2.3%**。

[註**4**]: 風向介於 **N~E** 佔 **26.5%**;**E~S** 佔 **18.5%** ;**S~W** 佔 **48.4%** ;**W~N** 佔 **6.5%**; 靜風佔 **.1%** 。

[註**5**]: 資料每小時記錄一次 , 合計 **3721**筆 ( **86.1%**) , 檔名 : **W446TC70.1HY** 。

# 表6.3.25　歷年 7月 臺中港測站7風速及風向聯合分佈百分比 (%) 統計表

**2001年 7月10日14時 ~ 2007年 7月31日23時**

| 風向<br>風速 | N | NNE | NE | ENE | E | ESE | SE | SSE | S | SSW | SW | WSW | W | WNW | NW | NNW | 合計<br>(%) |
|---|---|---|---|---|---|---|---|---|---|---|---|---|---|---|---|---|---|
| **.3m/s** | .3 | .2 | .3 | .4 | .6 | .6 | .4 | .2 | .1 | .1 | .1 | .1 | .3 | .2 | .2 | .5 | 4.8 |
| **1m/s** | 1.0 | .9 | 1.2 | 1.4 | 1.3 | 1.4 | 1.0 | 2.3 | 3.1 | 2.8 | 1.3 | 1.3 | 1.1 | .8 | .6 | .7 | 22.2 |
| **2m/s** | 1.2 | 1.3 | .5 | .2 | .2 | .2 | .3 | 1.7 | 5.8 | 5.6 | 2.2 | 1.2 | 1.0 | 1.3 | 1.2 | .9 | 24.9 |
| **3m/s** | 1.9 | 1.4 | .3 | .1 | .0 | .0 | .2 | .7 | 2.8 | 4.3 | 2.6 | 1.3 | 1.0 | 1.4 | 1.2 | .8 | 20.1 |
| **4m/s** | 1.3 | .8 | .2 | .0 | .0 | .0 | .0 | .4 | 1.4 | 2.2 | 2.4 | 2.1 | 1.2 | .3 | .3 | .4 | 12.9 |
| **5m/s** | .7 | .8 | .0 | .0 | .0 | .0 | .0 | .2 | .9 | 1.0 | 1.4 | 1.0 | .3 | .0 | .1 | .1 | 6.5 |
| **6m/s** | .4 | .4 | .0 | .0 | .0 | .0 | .0 | .1 | .5 | .7 | 1.0 | .3 | .0 | .0 | .0 | .1 | 3.5 |
| **7m/s** | .1 | .3 | .0 | .0 | .0 | .0 | .0 | .1 | .2 | .3 | .3 | .1 | .0 | .0 | .0 | .0 | 1.5 |
| **8m/s** | .0 | .4 | .0 | .0 | .0 | .0 | .0 | .0 | .1 | .1 | .1 | .0 | .0 | .0 | .0 | .0 | .8 |
| **10m/s** | .1 | .1 | .0 | .0 | .0 | .0 | .0 | .0 | .0 | .0 | .1 | .0 | .1 | .0 | .0 | .0 | .5 |
| **12m/s** | .3 | .4 | .0 | .0 | .0 | .0 | .0 | .0 | .0 | .0 | .0 | .0 | .0 | .0 | .0 | .0 | .8 |
| **14m/s** | .1 | .4 | .0 | .0 | .0 | .0 | .0 | .0 | .0 | .0 | .0 | .0 | .0 | .0 | .0 | .0 | .5 |
| **16m/s** | .0 | .2 | .0 | .0 | .0 | .0 | .0 | .0 | .0 | .0 | .0 | .0 | .0 | .0 | .0 | .0 | .3 |
| **18m/s** | .0 | .0 | .0 | .0 | .0 | .0 | .0 | .0 | .0 | .0 | .0 | .0 | .0 | .0 | .0 | .0 | .1 |
| **20m/s** | .1 | .1 | .0 | .0 | .0 | .0 | .0 | .0 | .0 | .0 | .0 | .0 | .0 | .0 | .0 | .0 | .2 |
| **25m/s** | .0 | .0 | .0 | .0 | .0 | .0 | .0 | .0 | .0 | .0 | .0 | .0 | .0 | .0 | .0 | .0 | .0 |
| **30m/s** | .0 | .0 | .0 | .0 | .0 | .0 | .0 | .0 | .0 | .0 | .0 | .0 | .0 | .0 | .0 | .0 | .0 |
| **35m/s** | .0 | .0 | .0 | .0 | .0 | .0 | .0 | .0 | .0 | .0 | .0 | .0 | .0 | .0 | .0 | .0 | .0 |
| **40m/s** | .0 | .0 | .0 | .0 | .0 | .0 | .0 | .0 | .0 | .0 | .0 | .0 | .0 | .0 | .0 | .0 | .0 |
| **100m/s** | | | | | | | | | | | | | | | | | |
| 合計 (%) | 7.7 | 7.9 | 2.6 | 2.1 | 2.0 | 2.2 | 2.0 | 5.7 | 14.8 | 17.2 | 11.5 | 7.5 | 5.1 | 4.2 | 3.7 | 3.6 | 99.8 |

[註1]: 風速介於 **2.0m/s~ 3.0m/s** 佔 **24.9%** 。主風向 **SSW** 佔 **17.2%** 。

[註2]: 風速平均值 = **3.4m/s** , 風速最大值 = **26.1m/s** , 其風向爲 **N** 。

[註3]: 風速小於**5m/s** 佔 **85.1%**; 介於**5~10m/s** 佔 **12.4%** ; 風速大於**10m/s** 佔 **2.5%**。

[註4]: 風向介於 **N~E** 佔 **18.7%**;**E~S** 佔 **16.9%** ;**S~W** 佔 **48.2%** ;**W~N** 佔 **16.0%**; 靜風佔 **.2%** 。

[註5]: 資料每小時記錄一次 , 合計 **4717**筆 ( **90.6%**) , 檔名 : **W447TC70.1HY** 。

# 表6.3.26　歷年 8月 臺中港測站7風速及風向聯合分佈百分比 (%) 統計表

**2001年 8月 1日 0時 ~ 2007年 8月31日23時**

| 風向<br>風速 | N | NNE | NE | ENE | E | ESE | SE | SSE | S | SSW | SW | WSW | W | WNW | NW | NNW | 合計<br>(%) |
|---|---|---|---|---|---|---|---|---|---|---|---|---|---|---|---|---|---|
| **.3m/s** | .6 | .4 | .6 | .6 | .5 | .6 | .7 | .5 | .2 | .4 | .2 | .2 | .3 | .2 | .3 | .3 | 6.9 |
| **1m/s** | 1.3 | 1.4 | 1.9 | 1.6 | 1.8 | 1.9 | 2.3 | 3.3 | 4.4 | 2.9 | 2.0 | 1.5 | 1.0 | 1.1 | .9 | .9 | 30.1 |
| **2m/s** | 1.8 | 1.7 | 1.1 | .3 | .2 | .2 | .5 | 2.5 | 4.3 | 4.0 | 1.6 | .7 | 1.1 | 1.6 | 1.4 | 1.3 | 24.5 |
| **3m/s** | 2.4 | 1.6 | .6 | .1 | .0 | .0 | .0 | .6 | 1.8 | 2.5 | 1.4 | 1.2 | 1.4 | 1.0 | .9 | 1.1 | 16.7 |
| **4m/s** | 1.9 | 1.2 | .3 | .0 | .0 | .0 | .0 | .3 | 1.0 | 1.3 | 1.3 | 1.0 | .6 | .2 | .1 | .5 | 9.6 |
| **5m/s** | .8 | .9 | .2 | .0 | .0 | .0 | .0 | .1 | .4 | .7 | .9 | .4 | .1 | .0 | .0 | .1 | 4.6 |
| **6m/s** | .4 | .7 | .1 | .0 | .0 | .0 | .0 | .1 | .2 | .3 | .1 | .0 | .0 | .0 | .0 | .0 | 2.1 |
| **7m/s** | .3 | .8 | .0 | .0 | .0 | .0 | .0 | .0 | .0 | .1 | .1 | .1 | .0 | .0 | .0 | .1 | 1.7 |
| **8m/s** | .4 | 1.0 | .1 | .0 | .0 | .0 | .0 | .0 | .0 | .0 | .1 | .0 | .0 | .0 | .0 | .1 | 1.8 |
| **10m/s** | .3 | .6 | .1 | .0 | .0 | .0 | .0 | .0 | .0 | .0 | .0 | .0 | .0 | .0 | .0 | .0 | 1.1 |
| **12m/s** | .2 | .2 | .0 | .0 | .0 | .0 | .0 | .0 | .0 | .0 | .0 | .0 | .0 | .0 | .0 | .0 | .5 |
| **14m/s** | .0 | .1 | .0 | .0 | .0 | .0 | .0 | .0 | .0 | .0 | .0 | .0 | .0 | .0 | .0 | .0 | .1 |
| **16m/s** | .1 | .0 | .0 | .0 | .0 | .0 | .0 | .0 | .0 | .0 | .0 | .0 | .0 | .0 | .0 | .0 | .1 |
| **18m/s** | .0 | .0 | .0 | .0 | .0 | .0 | .0 | .0 | .0 | .0 | .0 | .0 | .0 | .0 | .0 | .0 | .0 |
| **20m/s** | .0 | .0 | .0 | .0 | .0 | .0 | .0 | .0 | .0 | .0 | .0 | .0 | .0 | .0 | .0 | .0 | .1 |
| **25m/s** | .0 | .0 | .0 | .0 | .0 | .0 | .0 | .0 | .0 | .0 | .0 | .0 | .0 | .0 | .0 | .0 | .0 |
| **30m/s** | .0 | .0 | .0 | .0 | .0 | .0 | .0 | .0 | .0 | .0 | .0 | .0 | .0 | .0 | .0 | .0 | .0 |
| **35m/s** | .0 | .0 | .0 | .0 | .0 | .0 | .0 | .0 | .0 | .0 | .0 | .0 | .0 | .0 | .0 | .0 | .0 |
| **40m/s** | .0 | .0 | .0 | .0 | .0 | .0 | .0 | .0 | .0 | .0 | .0 | .0 | .0 | .0 | .0 | .0 | .0 |
| **100m/s** | | | | | | | | | | | | | | | | | |
| 合計 (%) | 10.7 | 10.9 | 5.0 | 2.7 | 2.6 | 2.7 | 3.6 | 7.4 | 12.4 | 12.3 | 7.7 | 5.1 | 4.5 | 4.2 | 3.7 | 4.5 | 99.8 |

[註1]: 風速介於 **1.0m/s~ 2.0m/s** 佔 **30.1%** 。主風向 **S** 佔 **12.4%** 。

[註2]: 風速平均值 = **3.0m/s** , 風速最大值 = **23.5m/s** , 其風向爲 **N** 。

[註3]: 風速小於**5m/s** 佔 **88.0%**; 介於**5~10m/s** 佔 **10.2%** ; 風速大於**10m/s** 佔 **1.8%**。

[註4]: 風向介於 **N~E** 佔 **26.3%**;**E~S** 佔 **20.9%** ;**S~W** 佔 **34.1%** ;**W~N** 佔 **18.4%**; 靜風佔 **.2%** 。

[註5]: 資料每小時記錄一次 , 合計 **5208**筆 **(100.0%)** , 檔名 : **W448TC70.1HY** 。

# 表6.3.27　歷年 9月 臺中港測站7風速及風向聯合分佈百分比 (%) 統計表

**2001年 9月 1日 0時 ~ 2007年 9月30日23時**

| 風向<br>風速 | N | NNE | NE | ENE | E | ESE | SE | SSE | S | SSW | SW | WSW | W | WNW | NW | NNW | 合計<br>(%) |
|---|---|---|---|---|---|---|---|---|---|---|---|---|---|---|---|---|---|
| **.3m/s** | .4 | .4 | .6 | .4 | .3 | .3 | .5 | .5 | .3 | .2 | .1 | .1 | .1 | .1 | .2 | .2 | 4.8 |
| **1m/s** | .9 | 1.7 | 3.9 | 2.4 | 1.2 | 1.3 | 1.6 | 2.8 | 3.0 | 1.4 | .6 | .6 | .5 | .4 | .4 | .4 | 23.1 |
| **2m/s** | 1.5 | 2.8 | 3.5 | .9 | .3 | .3 | .3 | 1.2 | 2.3 | 1.7 | .5 | .4 | .4 | .6 | .7 | .6 | 18.0 |
| **3m/s** | 1.6 | 3.3 | 3.5 | .2 | .0 | .0 | .1 | .2 | .6 | .7 | .5 | .3 | .8 | .8 | .3 | .3 | 13.2 |
| **4m/s** | 1.0 | 3.0 | 1.9 | .2 | .0 | .0 | .0 | .1 | .3 | .3 | .4 | .3 | .2 | .1 | .0 | .1 | 7.8 |
| **5m/s** | .8 | 3.1 | 1.5 | .0 | .0 | .0 | .0 | .0 | .1 | .1 | .1 | .1 | .0 | .0 | .0 | .1 | 5.9 |
| **6m/s** | .5 | 2.8 | .9 | .0 | .0 | .0 | .0 | .0 | .0 | .1 | .0 | .0 | .0 | .0 | .0 | .0 | 4.4 |
| **7m/s** | .4 | 3.0 | 1.0 | .0 | .0 | .0 | .0 | .0 | .0 | .0 | .0 | .0 | .0 | .0 | .0 | .0 | 4.5 |
| **8m/s** | .7 | 6.6 | 1.2 | .0 | .0 | .0 | .0 | .0 | .0 | .0 | .0 | .0 | .0 | .0 | .0 | .1 | 8.6 |
| **10m/s** | .5 | 4.2 | .6 | .0 | .0 | .0 | .0 | .0 | .0 | .0 | .0 | .0 | .0 | .0 | .0 | .1 | 5.4 |
| **12m/s** | .4 | 1.7 | .3 | .0 | .0 | .0 | .0 | .0 | .0 | .0 | .0 | .0 | .0 | .0 | .0 | .0 | 2.5 |
| **14m/s** | .3 | .6 | .1 | .0 | .0 | .0 | .0 | .0 | .0 | .0 | .0 | .0 | .0 | .0 | .0 | .0 | 1.0 |
| **16m/s** | .1 | .3 | .0 | .0 | .0 | .0 | .0 | .0 | .0 | .0 | .0 | .0 | .0 | .0 | .0 | .0 | .4 |
| **18m/s** | .0 | .1 | .1 | .0 | .0 | .0 | .0 | .0 | .0 | .0 | .0 | .0 | .0 | .0 | .0 | .0 | .2 |
| **20m/s** | .0 | .1 | .0 | .0 | .0 | .0 | .0 | .0 | .0 | .0 | .0 | .0 | .0 | .0 | .0 | .0 | .1 |
| **25m/s** | .1 | .0 | .0 | .0 | .0 | .0 | .0 | .0 | .0 | .0 | .0 | .0 | .0 | .0 | .0 | .0 | .1 |
| **30m/s** | .0 | .0 | .0 | .0 | .0 | .0 | .0 | .0 | .0 | .0 | .0 | .0 | .0 | .0 | .0 | .0 | .0 |
| **35m/s** | .0 | .0 | .0 | .0 | .0 | .0 | .0 | .0 | .0 | .0 | .0 | .0 | .0 | .0 | .0 | .0 | .0 |
| **40m/s** | .0 | .0 | .0 | .0 | .0 | .0 | .0 | .0 | .0 | .0 | .0 | .0 | .0 | .0 | .0 | .0 | .0 |
| **100m/s** | | | | | | | | | | | | | | | | | |
| 合計 (%) | 9.1 | 33.7 | 19.0 | 4.1 | 1.8 | 2.0 | 2.5 | 4.8 | 6.6 | 4.6 | 2.3 | 1.7 | 1.9 | 2.0 | 1.7 | 2.0 | 99.9 |

[註**1**]: 風速介於 **1.0m/s~ 2.0m/s** 佔 **23.1%** 。主風向 **NNE** 佔 **33.7%** 。

[註**2**]: 風速平均值 **= 4.6m/s** , 風速最大值 **= 26.2m/s** , 其風向爲 **N** 。

[註**3**]: 風速小於**5m/s** 佔 **66.9%**; 介於**5~10m/s** 佔 **23.4%** ; 風速大於**10m/s** 佔 **9.7%**。

[註**4**]: 風向介於 **N~E** 佔 **64.4%**;**E~S** 佔 **13.8%** ;**S~W** 佔 **12.6%** ;**W~N** 佔 **9.2%**; 靜風佔 **.1%** 。

[註**5**]: 資料每小時記錄一次 , 合計 **5040**筆 **(100.0%)** , 檔名 : **W449TC70.1HY** 。

# 表6.3.28　歷年 10月 臺中港測站7風速及風向聯合分佈百分比 (%) 統計表

**2001年10月 1日 0時 ~ 2007年10月31日23時**

| 風向<br>風速 | N | NNE | NE | ENE | E | ESE | SE | SSE | S | SSW | SW | WSW | W | WNW | NW | NNW | 合計<br>(%) |
|---|---|---|---|---|---|---|---|---|---|---|---|---|---|---|---|---|---|
| **.3m/s** | .1 | .1 | .2 | .1 | .1 | .2 | .3 | .1 | .1 | .1 | .1 | .0 | .0 | .0 | .1 | .1 | 1.6 |
| **1m/s** | .3 | 1.0 | 2.5 | 1.5 | .7 | .7 | .6 | .6 | .9 | .4 | .3 | .2 | .1 | .1 | .1 | .2 | 10.0 |
| **2m/s** | .6 | 2.1 | 4.2 | .8 | .1 | .1 | .1 | .4 | .5 | .3 | .2 | .1 | .2 | .4 | .2 | .2 | 10.4 |
| **3m/s** | .9 | 3.0 | 4.0 | .3 | .0 | .0 | .0 | .0 | .2 | .0 | .0 | .0 | .3 | .4 | .1 | .2 | 9.3 |
| **4m/s** | .8 | 3.5 | 3.4 | .1 | .0 | .0 | .0 | .0 | .1 | .1 | .0 | .0 | .0 | .0 | .0 | .1 | 8.2 |
| **5m/s** | .4 | 3.8 | 2.8 | .0 | .0 | .0 | .0 | .0 | .0 | .1 | .0 | .0 | .0 | .0 | .0 | .0 | 7.2 |
| **6m/s** | .4 | 4.0 | 2.7 | .0 | .0 | .0 | .0 | .0 | .0 | .0 | .0 | .0 | .0 | .0 | .0 | .0 | 7.2 |
| **7m/s** | .2 | 4.7 | 2.5 | .0 | .0 | .0 | .0 | .0 | .0 | .1 | .0 | .0 | .0 | .0 | .0 | .0 | 7.5 |
| **8m/s** | .7 | 11.1 | 4.1 | .0 | .0 | .0 | .0 | .0 | .0 | .0 | .0 | .1 | .0 | .0 | .0 | .0 | 16.0 |
| **10m/s** | .3 | 9.7 | 2.1 | .0 | .0 | .0 | .0 | .0 | .0 | .0 | .0 | .0 | .0 | .0 | .0 | .0 | 12.0 |
| **12m/s** | .2 | 5.8 | 1.1 | .0 | .0 | .0 | .0 | .0 | .0 | .0 | .0 | .0 | .0 | .0 | .0 | .0 | 7.1 |
| **14m/s** | .0 | 1.6 | .5 | .0 | .0 | .0 | .0 | .0 | .0 | .0 | .0 | .0 | .0 | .0 | .0 | .0 | 2.1 |
| **16m/s** | .1 | .6 | .0 | .0 | .0 | .0 | .0 | .0 | .0 | .0 | .0 | .0 | .0 | .0 | .0 | .0 | .8 |
| **18m/s** | .1 | .1 | .0 | .0 | .0 | .0 | .0 | .0 | .0 | .0 | .0 | .0 | .0 | .0 | .0 | .0 | .3 |
| **20m/s** | .0 | .1 | .0 | .0 | .0 | .0 | .0 | .0 | .0 | .0 | .0 | .0 | .0 | .0 | .0 | .0 | .1 |
| **25m/s** | .0 | .0 | .0 | .0 | .0 | .0 | .0 | .0 | .0 | .0 | .0 | .0 | .0 | .0 | .0 | .0 | .1 |
| **30m/s** | .0 | .0 | .0 | .0 | .0 | .0 | .0 | .0 | .0 | .0 | .0 | .0 | .0 | .0 | .0 | .0 | .0 |
| **35m/s** | .0 | .0 | .0 | .0 | .0 | .0 | .0 | .0 | .0 | .0 | .0 | .0 | .0 | .0 | .0 | .0 | .0 |
| **40m/s** | .0 | .0 | .0 | .0 | .0 | .0 | .0 | .0 | .0 | .0 | .0 | .0 | .0 | .0 | .0 | .0 | .0 |
| **100m/s** | | | | | | | | | | | | | | | | | |
| 合計 (%) | 5.0 | 51.3 | 30.1 | 2.9 | .9 | 1.0 | 1.0 | 1.1 | 1.8 | 1.2 | .7 | .4 | .5 | .9 | .4 | .8 | 100.0 |

[註**1**]: 風速介於 **8.0m/s~ 10.0m/s** 佔 **16.0%** 。主風向 **NNE** 佔 **51.3%** 。

[註**2**]: 風速平均值 **= 6.7m/s** , 風速最大值 **= 27.3m/s** , 其風向爲 **NNE**。

[註**3**]: 風速小於**5m/s** 佔 **39.6%**; 介於**5~10m/s** 佔 **38.0%** ; 風速大於**10m/s** 佔 **22.4%**。

[註**4**]: 風向介於 **N~E** 佔 **88.8%**;**E~S** 佔 **4.4%** ;**S~W** 佔 **3.3%** ;**W~N** 佔 **3.4%**; 靜風佔 **.0%** 。

[註**5**]: 資料每小時記錄一次 , 合計 **5196**筆 ( **99.8%**) , 檔名 : **W44ATC70.1HY** 。

# 表6.3.29　歷年 11月 臺中港測站7風速及風向聯合分佈百分比 (%) 統計表

**2001年11月 1日 0時 ~ 2007年11月30日23時**

| 風向<br>風速 | N | NNE | NE | ENE | E | ESE | SE | SSE | S | SSW | SW | WSW | W | WNW | NW | NNW | 合計<br>(%) |
|---|---|---|---|---|---|---|---|---|---|---|---|---|---|---|---|---|---|
| **.3m/s** | .1 | .2 | .2 | .1 | .1 | .3 | .3 | .2 | .1 | .0 | .0 | .0 | .0 | .1 | .0 | .1 | 1.8 |
| **1m/s** | .8 | 1.2 | 2.5 | 1.9 | 1.0 | 1.4 | .9 | 1.0 | .7 | .2 | .2 | .1 | .2 | .2 | .3 | .3 | 12.8 |
| **2m/s** | .9 | 1.7 | 3.3 | .8 | .3 | .3 | .2 | .3 | .2 | .2 | .0 | .1 | .2 | .4 | .3 | .3 | 9.6 |
| **3m/s** | 1.4 | 2.7 | 2.5 | .3 | .0 | .1 | .0 | .1 | .1 | .0 | .1 | .1 | .1 | .1 | .1 | .2 | 7.7 |
| **4m/s** | 1.3 | 2.7 | 2.7 | .1 | .0 | .0 | .0 | .0 | .1 | .0 | .0 | .0 | .0 | .0 | .1 | .2 | 7.2 |
| **5m/s** | .6 | 3.3 | 1.9 | .0 | .0 | .0 | .0 | .0 | .0 | .0 | .0 | .0 | .0 | .0 | .0 | .1 | 6.0 |
| **6m/s** | .4 | 3.1 | 1.5 | .1 | .0 | .0 | .0 | .0 | .0 | .0 | .0 | .0 | .0 | .0 | .0 | .0 | 5.1 |
| **7m/s** | .4 | 3.6 | 1.5 | .0 | .0 | .0 | .0 | .0 | .0 | .0 | .0 | .0 | .0 | .0 | .0 | .0 | 5.5 |
| **8m/s** | .6 | 7.3 | 3.2 | .1 | .0 | .0 | .0 | .0 | .0 | .0 | .0 | .0 | .0 | .0 | .0 | .0 | 11.2 |
| **10m/s** | .4 | 8.3 | 2.9 | .0 | .0 | .0 | .0 | .0 | .0 | .0 | .0 | .0 | .0 | .0 | .0 | .0 | 11.7 |
| **12m/s** | .1 | 7.3 | 2.1 | .0 | .0 | .0 | .0 | .0 | .0 | .0 | .0 | .0 | .0 | .0 | .0 | .0 | 9.6 |
| **14m/s** | .0 | 3.7 | 1.1 | .0 | .0 | .0 | .0 | .0 | .0 | .0 | .0 | .0 | .0 | .0 | .0 | .0 | 4.9 |
| **16m/s** | .0 | 2.6 | 1.4 | .0 | .0 | .0 | .0 | .0 | .0 | .0 | .0 | .0 | .0 | .0 | .0 | .0 | 4.0 |
| **18m/s** | .0 | 1.3 | .5 | .0 | .0 | .0 | .0 | .0 | .0 | .0 | .0 | .0 | .0 | .0 | .0 | .0 | 1.9 |
| **20m/s** | .0 | .6 | .3 | .0 | .0 | .0 | .0 | .0 | .0 | .0 | .0 | .0 | .0 | .0 | .0 | .0 | .9 |
| **25m/s** | .0 | .0 | .0 | .0 | .0 | .0 | .0 | .0 | .0 | .0 | .0 | .0 | .0 | .0 | .0 | .0 | .0 |
| **30m/s** | .0 | .0 | .0 | .0 | .0 | .0 | .0 | .0 | .0 | .0 | .0 | .0 | .0 | .0 | .0 | .0 | .0 |
| **35m/s** | .0 | .0 | .0 | .0 | .0 | .0 | .0 | .0 | .0 | .0 | .0 | .0 | .0 | .0 | .0 | .0 | .0 |
| **40m/s** | .0 | .0 | .0 | .0 | .0 | .0 | .0 | .0 | .0 | .0 | .0 | .0 | .0 | .0 | .0 | .0 | .0 |
| **100m/s** | | | | | | | | | | | | | | | | | |
| 合計 (%) | 7.1 | 49.6 | 27.7 | 3.4 | 1.5 | 2.1 | 1.4 | 1.5 | 1.3 | .5 | .3 | .2 | .5 | .8 | .8 | 1.2 | 99.9 |

[註**1**]: 風速介於 **1.0m/s**~ **2.0m/s** 佔 **12.8%** 。主風向 **NNE** 佔 **49.6%** 。

[註**2**]: 風速平均值 = **7.6m/s** , 風速最大值 = **23.3m/s** , 其風向爲 **NNE**。

[註**3**]: 風速小於**5m/s** 佔 **39.3%**; 介於**5**~**10m/s** 佔 **27.8%** ; 風速大於**10m/s** 佔 **32.9%**。

[註**4**]: 風向介於 **N**~**E** 佔 **86.8%**;**E**~**S** 佔 **6.4%** ;**S**~**W** 佔 **2.0%** ;**W**~**N** 佔 **4.7%**; 靜風佔 **.1%** 。

[註**5**]: 資料每小時記錄一次 , 合計 **4996**筆 ( **99.1%**) , 檔名 : **W44BTC70.1HY** 。

# 表6.3.30　歷年 冬季 臺中港測站7風速及風向聯合分佈百分比 (%) 統計表

**2001年12月 1日 0時 ~ 2007年 2月28日23時**

| 風向<br>風速 | N | NNE | NE | ENE | E | ESE | SE | SSE | S | SSW | SW | WSW | W | WNW | NW | NNW | 合計<br>(%) |
|---|---|---|---|---|---|---|---|---|---|---|---|---|---|---|---|---|---|
| **.3m/s** | .1 | .1 | .1 | .1 | .2 | .2 | .1 | .1 | .1 | .1 | .0 | .0 | .0 | .1 | .0 | .1 | 1.4 |
| **1m/s** | .5 | .9 | 1.5 | 1.0 | .7 | .7 | .5 | .5 | .3 | .3 | .1 | .1 | .1 | .1 | .2 | .2 | 7.8 |
| **2m/s** | .9 | 2.3 | 3.6 | 1.3 | .5 | .3 | .3 | .4 | .5 | .3 | .1 | .1 | .1 | .2 | .2 | .3 | 11.4 |
| **3m/s** | 1.0 | 2.6 | 2.4 | .3 | .0 | .0 | .0 | .0 | .1 | .1 | .1 | .1 | .1 | .1 | .1 | .2 | 7.4 |
| **4m/s** | 1.2 | 3.3 | 2.7 | .2 | .0 | .0 | .0 | .0 | .0 | .0 | .0 | .0 | .0 | .0 | .0 | .1 | 7.7 |
| **5m/s** | 1.2 | 4.3 | 2.4 | .1 | .0 | .0 | .0 | .0 | .0 | .0 | .1 | .0 | .0 | .0 | .0 | .1 | 8.3 |
| **6m/s** | .7 | 4.3 | 2.1 | .1 | .0 | .0 | .0 | .0 | .0 | .0 | .0 | .0 | .0 | .0 | .0 | .1 | 7.3 |
| **7m/s** | .7 | 4.2 | 2.0 | .0 | .0 | .0 | .0 | .0 | .0 | .0 | .0 | .0 | .0 | .0 | .0 | .0 | 6.9 |
| **8m/s** | .9 | 10.4 | 4.1 | .0 | .0 | .0 | .0 | .0 | .0 | .0 | .0 | .0 | .0 | .0 | .0 | .0 | 15.5 |
| **10m/s** | .7 | 9.1 | 3.2 | .0 | .0 | .0 | .0 | .0 | .0 | .0 | .0 | .0 | .0 | .0 | .0 | .0 | 13.0 |
| **12m/s** | .6 | 5.6 | 1.7 | .0 | .0 | .0 | .0 | .0 | .0 | .0 | .0 | .0 | .0 | .0 | .0 | .0 | 8.0 |
| **14m/s** | .2 | 2.3 | .7 | .0 | .0 | .0 | .0 | .0 | .0 | .0 | .0 | .0 | .0 | .0 | .0 | .0 | 3.2 |
| **16m/s** | .1 | .7 | .2 | .0 | .0 | .0 | .0 | .0 | .0 | .0 | .0 | .0 | .0 | .0 | .0 | .0 | 1.0 |
| **18m/s** | .0 | .2 | .1 | .0 | .0 | .0 | .0 | .0 | .0 | .0 | .0 | .0 | .0 | .0 | .0 | .0 | .3 |
| **20m/s** | .0 | .5 | .3 | .0 | .0 | .0 | .0 | .0 | .0 | .0 | .0 | .0 | .0 | .0 | .0 | .0 | .8 |
| **25m/s** | .0 | .0 | .0 | .0 | .0 | .0 | .0 | .0 | .0 | .0 | .0 | .0 | .0 | .0 | .0 | .0 | .0 |
| **30m/s** | .0 | .0 | .0 | .0 | .0 | .0 | .0 | .0 | .0 | .0 | .0 | .0 | .0 | .0 | .0 | .0 | .0 |
| **35m/s** | .0 | .0 | .0 | .0 | .0 | .0 | .0 | .0 | .0 | .0 | .0 | .0 | .0 | .0 | .0 | .0 | .0 |
| **40m/s** | .0 | .0 | .0 | .0 | .0 | .0 | .0 | .0 | .0 | .0 | .0 | .0 | .0 | .0 | .0 | .0 | .0 |
| **100m/s** | | | | | | | | | | | | | | | | | |
| 合計 (%) | 8.8 | 50.9 | 27.2 | 3.1 | 1.5 | 1.3 | .9 | 1.0 | .9 | .8 | .5 | .4 | .3 | .5 | .6 | 1.1 | 100.0 |

[註1]: 風速介於 **8.0m/s~ 10.0m/s** 佔 **15.5%** 。主風向 **NNE** 佔 **50.9%** 。

[註2]: 風速平均值 = **7.2m/s** , 風速最大值 = **26.5m/s** , 其風向爲 **NNE**。

[註3]: 風速小於**5m/s** 佔 **35.7%**; 介於**5~10m/s** 佔 **38.0%** ; 風速大於**10m/s** 佔 **26.3%**。

[註4]: 風向介於 **N~E** 佔 **89.1%**;**E~S** 佔 **4.5%** ;**S~W** 佔 **2.3%** ;**W~N** 佔 **4.1%**; 靜風佔 **.0%** 。

[註5]: 資料每小時記錄一次 , 合計 **12011**筆 ( **92.5%**) , 檔名 : **W44WTC70.1HY** 。

# 表6.3.31　歷年 春季 臺中港測站7風速及風向聯合分佈百分比 (%) 統計表

**2002年 3月 1日 0時 ~ 2007年 5月31日23時**

| 風向<br>風速 | N | NNE | NE | ENE | E | ESE | SE | SSE | S | SSW | SW | WSW | W | WNW | NW | NNW | 合計<br>(%) |
|---|---|---|---|---|---|---|---|---|---|---|---|---|---|---|---|---|---|
| **.3m/s** | .3 | .2 | .5 | .2 | .4 | .4 | .3 | .2 | .2 | .2 | .1 | .1 | .1 | .2 | .3 | .3 | 4.0 |
| **1m/s** | 1.0 | 1.7 | 2.3 | 1.3 | 1.0 | 1.2 | 1.2 | 1.3 | 1.7 | 1.4 | .9 | .7 | .5 | .6 | .6 | .6 | 18.0 |
| **2m/s** | 1.8 | 2.5 | 2.5 | .7 | .2 | .3 | .3 | 1.0 | 2.7 | 2.5 | 1.2 | .6 | .4 | .8 | .6 | .7 | 18.6 |
| **3m/s** | 2.0 | 3.0 | 2.0 | .2 | .0 | .0 | .0 | .4 | 1.2 | 1.9 | 1.1 | .6 | .6 | .6 | .4 | .6 | 14.7 |
| **4m/s** | 1.7 | 3.2 | 1.8 | .1 | .0 | .0 | .0 | .1 | .3 | .8 | 1.1 | .4 | .3 | .2 | .1 | .3 | 10.3 |
| **5m/s** | 1.1 | 3.5 | 1.8 | .1 | .0 | .0 | .0 | .0 | .1 | .3 | .7 | .3 | .1 | .0 | .0 | .1 | 8.1 |
| **6m/s** | .9 | 3.1 | 1.4 | .0 | .0 | .0 | .0 | .0 | .0 | .2 | .3 | .1 | .0 | .0 | .0 | .0 | 6.0 |
| **7m/s** | .7 | 3.0 | 1.4 | .0 | .0 | .0 | .0 | .0 | .0 | .0 | .1 | .0 | .0 | .0 | .0 | .0 | 5.2 |
| **8m/s** | .6 | 5.5 | 2.0 | .0 | .0 | .0 | .0 | .0 | .0 | .0 | .0 | .0 | .0 | .0 | .0 | .0 | 8.2 |
| **10m/s** | .2 | 2.8 | .9 | .0 | .0 | .0 | .0 | .0 | .0 | .0 | .0 | .0 | .0 | .0 | .0 | .0 | 3.9 |
| **12m/s** | .1 | 1.5 | .4 | .0 | .0 | .0 | .0 | .0 | .0 | .0 | .0 | .0 | .0 | .0 | .0 | .0 | 2.0 |
| **14m/s** | .0 | .4 | .1 | .0 | .0 | .0 | .0 | .0 | .0 | .0 | .0 | .0 | .0 | .0 | .0 | .0 | .6 |
| **16m/s** | .0 | .1 | .0 | .0 | .0 | .0 | .0 | .0 | .0 | .0 | .0 | .0 | .0 | .0 | .0 | .0 | .2 |
| **18m/s** | .0 | .0 | .0 | .0 | .0 | .0 | .0 | .0 | .0 | .0 | .0 | .0 | .0 | .0 | .0 | .0 | .0 |
| **20m/s** | .0 | .0 | .0 | .0 | .0 | .0 | .0 | .0 | .0 | .0 | .0 | .0 | .0 | .0 | .0 | .0 | .0 |
| **25m/s** | .0 | .0 | .0 | .0 | .0 | .0 | .0 | .0 | .0 | .0 | .0 | .0 | .0 | .0 | .0 | .0 | .0 |
| **30m/s** | .0 | .0 | .0 | .0 | .0 | .0 | .0 | .0 | .0 | .0 | .0 | .0 | .0 | .0 | .0 | .0 | .0 |
| **35m/s** | .0 | .0 | .0 | .0 | .0 | .0 | .0 | .0 | .0 | .0 | .0 | .0 | .0 | .0 | .0 | .0 | .0 |
| **40m/s** | .0 | .0 | .0 | .0 | .0 | .0 | .0 | .0 | .0 | .0 | .0 | .0 | .0 | .0 | .0 | .0 | .0 |
| **100m/s** | | | | | | | | | | | | | | | | | |
| 合計 (%) | 10.5 | 30.6 | 17.1 | 2.6 | 1.6 | 1.9 | 1.9 | 3.0 | 6.2 | 7.3 | 5.4 | 2.8 | 2.1 | 2.3 | 1.9 | 2.8 | 99.8 |

[註**1**]: 風速介於 **2.0m/s~ 3.0m/s** 佔 **18.6%** 。主風向 **NNE** 佔 **30.6%** 。

[註**2**]: 風速平均值 **= 4.5m/s** , 風速最大值 **= 19.9m/s** , 其風向爲 **NNE**。

[註**3**]: 風速小於**5m/s** 佔 **65.8%**; 介於**5~10m/s** 佔 **27.5%** ; 風速大於**10m/s** 佔 **6.7%**。

[註**4**]: 風向介於 **N~E** 佔 **58.9%**;**E~S** 佔 **10.4%** ;**S~W** 佔 **20.0%** ;**W~N** 佔 **10.5%**; 靜風佔 **.2%** 。

[註**5**]: 資料每小時記錄一次 , 合計 **12542**筆 ( **94.7%**) , 檔名 : **W44NTC70.1HY** 。

# 表6.3.32　歷年 夏季 臺中港測站7風速及風向聯合分佈百分比 (%) 統計表

**2001年 7月10日14時 ~ 2007年 8月31日23時**

| 風向<br>風速 | N | NNE | NE | ENE | E | ESE | SE | SSE | S | SSW | SW | WSW | W | WNW | NW | NNW | 合計<br>(%) |
|---|---|---|---|---|---|---|---|---|---|---|---|---|---|---|---|---|---|
| **.3m/s** | .4 | .3 | .4 | .5 | .5 | .5 | .5 | .4 | .2 | .2 | .2 | .1 | .2 | .2 | .2 | .3 | 5.2 |
| **1m/s** | 1.1 | 1.1 | 1.5 | 1.4 | 1.3 | 1.4 | 1.5 | 2.6 | 3.5 | 2.6 | 1.5 | 1.2 | .8 | .8 | .7 | .6 | 23.7 |
| **2m/s** | 1.3 | 1.5 | 1.0 | .3 | .2 | .2 | .4 | 2.2 | 5.4 | 4.7 | 1.8 | .8 | .9 | 1.3 | 1.1 | .9 | 24.0 |
| **3m/s** | 1.8 | 1.6 | .7 | .1 | .0 | .0 | .1 | .8 | 3.4 | 4.1 | 2.2 | 1.1 | 1.1 | 1.0 | .8 | .8 | 19.6 |
| **4m/s** | 1.3 | 1.1 | .3 | .0 | .0 | .0 | .0 | .4 | 1.5 | 2.4 | 2.1 | 1.5 | .8 | .2 | .1 | .3 | 12.0 |
| **5m/s** | .6 | 1.0 | .2 | .0 | .0 | .0 | .0 | .2 | .6 | 1.0 | 1.5 | .8 | .2 | .0 | .0 | .1 | 6.1 |
| **6m/s** | .4 | .9 | .1 | .0 | .0 | .0 | .0 | .1 | .3 | .4 | .8 | .2 | .0 | .0 | .0 | .0 | 3.3 |
| **7m/s** | .2 | .9 | .1 | .0 | .0 | .0 | .0 | .0 | .1 | .2 | .2 | .1 | .0 | .0 | .0 | .0 | 1.9 |
| **8m/s** | .2 | 1.3 | .1 | .0 | .0 | .0 | .0 | .0 | .0 | .0 | .1 | .0 | .0 | .0 | .0 | .1 | 1.9 |
| **10m/s** | .2 | .7 | .1 | .0 | .0 | .0 | .0 | .0 | .0 | .0 | .0 | .0 | .0 | .0 | .0 | .0 | 1.0 |
| **12m/s** | .2 | .4 | .0 | .0 | .0 | .0 | .0 | .0 | .0 | .0 | .0 | .0 | .0 | .0 | .0 | .0 | .6 |
| **14m/s** | .0 | .2 | .0 | .0 | .0 | .0 | .0 | .0 | .0 | .0 | .0 | .0 | .0 | .0 | .0 | .0 | .2 |
| **16m/s** | .0 | .1 | .0 | .0 | .0 | .0 | .0 | .0 | .0 | .0 | .0 | .0 | .0 | .0 | .0 | .0 | .1 |
| **18m/s** | .0 | .0 | .0 | .0 | .0 | .0 | .0 | .0 | .0 | .0 | .0 | .0 | .0 | .0 | .0 | .0 | .0 |
| **20m/s** | .0 | .1 | .0 | .0 | .0 | .0 | .0 | .0 | .0 | .0 | .0 | .0 | .0 | .0 | .0 | .0 | .1 |
| **25m/s** | .0 | .0 | .0 | .0 | .0 | .0 | .0 | .0 | .0 | .0 | .0 | .0 | .0 | .0 | .0 | .0 | .0 |
| **30m/s** | .0 | .0 | .0 | .0 | .0 | .0 | .0 | .0 | .0 | .0 | .0 | .0 | .0 | .0 | .0 | .0 | .0 |
| **35m/s** | .0 | .0 | .0 | .0 | .0 | .0 | .0 | .0 | .0 | .0 | .0 | .0 | .0 | .0 | .0 | .0 | .0 |
| **40m/s** | .0 | .0 | .0 | .0 | .0 | .0 | .0 | .0 | .0 | .0 | .0 | .0 | .0 | .0 | .0 | .0 | .0 |
| **100m/s** | | | | | | | | | | | | | | | | | |
| 合計 (%) | 8.0 | 10.9 | 4.5 | 2.2 | 2.0 | 2.2 | 2.6 | 6.6 | 15.0 | 15.7 | 10.3 | 5.9 | 4.1 | 3.6 | 3.1 | 3.3 | 99.8 |

[註1]: 風速介於 **2.0m/s~ 3.0m/s** 佔 **24.0%** 。主風向 **SSW** 佔 **15.7%** 。

[註2]: 風速平均值 = **3.3m/s** , 風速最大值 = **26.1m/s** , 其風向爲 **N** 。

[註3]: 風速小於**5m/s** 佔 **84.6%**; 介於**5~10m/s** 佔 **13.2%** ; 風速大於**10m/s** 佔 **2.2%**。

[註4]: 風向介於 **N~E** 佔 **23.8%**;**E~S** 佔 **18.9%** ;**S~W** 佔 **42.9%** ;**W~N** 佔 **14.3%**; 靜風佔 **.2%** 。

[註5]: 資料每小時記錄一次 , 合計 **13646**筆 ( **92.6%**) , 檔名 : **W44STC70.1HY** 。

# 表6.3.33　歷年 秋季 臺中港測站7風速及風向聯合分佈百分比 (%) 統計表

**2001年 9月 1日 0時 ~ 2007年11月30日23時**

| 風向<br>風速 | N | NNE | NE | ENE | E | ESE | SE | SSE | S | SSW | SW | WSW | W | WNW | NW | NNW | 合計<br>(%) |
|---|---|---|---|---|---|---|---|---|---|---|---|---|---|---|---|---|---|
| **.3m/s** | .2 | .2 | .3 | .2 | .2 | .3 | .4 | .2 | .2 | .1 | .1 | .0 | .0 | .0 | .1 | .1 | 2.7 |
| **1m/s** | .6 | 1.3 | 2.9 | 2.0 | 1.0 | 1.1 | 1.0 | 1.5 | 1.5 | .7 | .3 | .3 | .2 | .2 | .2 | .3 | 15.3 |
| **2m/s** | 1.0 | 2.2 | 3.7 | .8 | .2 | .2 | .2 | .6 | 1.0 | .8 | .3 | .2 | .3 | .4 | .4 | .4 | 12.6 |
| **3m/s** | 1.3 | 3.0 | 3.3 | .2 | .0 | .0 | .0 | .1 | .3 | .2 | .2 | .1 | .4 | .4 | .2 | .2 | 10.1 |
| **4m/s** | 1.0 | 3.1 | 2.7 | .1 | .0 | .0 | .0 | .0 | .2 | .2 | .1 | .1 | .1 | .0 | .0 | .1 | 7.8 |
| **5m/s** | .6 | 3.4 | 2.1 | .0 | .0 | .0 | .0 | .0 | .0 | .1 | .0 | .0 | .0 | .0 | .0 | .1 | 6.4 |
| **6m/s** | .4 | 3.3 | 1.7 | .0 | .0 | .0 | .0 | .0 | .0 | .1 | .0 | .0 | .0 | .0 | .0 | .0 | 5.6 |
| **7m/s** | .3 | 3.7 | 1.7 | .0 | .0 | .0 | .0 | .0 | .0 | .0 | .0 | .0 | .0 | .0 | .0 | .0 | 5.9 |
| **8m/s** | .6 | 8.4 | 2.8 | .0 | .0 | .0 | .0 | .0 | .0 | .0 | .0 | .0 | .0 | .0 | .0 | .0 | 11.9 |
| **10m/s** | .4 | 7.4 | 1.9 | .0 | .0 | .0 | .0 | .0 | .0 | .0 | .0 | .0 | .0 | .0 | .0 | .0 | 9.7 |
| **12m/s** | .2 | 4.9 | 1.2 | .0 | .0 | .0 | .0 | .0 | .0 | .0 | .0 | .0 | .0 | .0 | .0 | .0 | 6.4 |
| **14m/s** | .1 | 1.9 | .6 | .0 | .0 | .0 | .0 | .0 | .0 | .0 | .0 | .0 | .0 | .0 | .0 | .0 | 2.7 |
| **16m/s** | .1 | 1.2 | .5 | .0 | .0 | .0 | .0 | .0 | .0 | .0 | .0 | .0 | .0 | .0 | .0 | .0 | 1.7 |
| **18m/s** | .1 | .5 | .2 | .0 | .0 | .0 | .0 | .0 | .0 | .0 | .0 | .0 | .0 | .0 | .0 | .0 | .8 |
| **20m/s** | .0 | .2 | .1 | .0 | .0 | .0 | .0 | .0 | .0 | .0 | .0 | .0 | .0 | .0 | .0 | .0 | .4 |
| **25m/s** | .0 | .0 | .0 | .0 | .0 | .0 | .0 | .0 | .0 | .0 | .0 | .0 | .0 | .0 | .0 | .0 | .0 |
| **30m/s** | .0 | .0 | .0 | .0 | .0 | .0 | .0 | .0 | .0 | .0 | .0 | .0 | .0 | .0 | .0 | .0 | .0 |
| **35m/s** | .0 | .0 | .0 | .0 | .0 | .0 | .0 | .0 | .0 | .0 | .0 | .0 | .0 | .0 | .0 | .0 | .0 |
| **40m/s** | .0 | .0 | .0 | .0 | .0 | .0 | .0 | .0 | .0 | .0 | .0 | .0 | .0 | .0 | .0 | .0 | .0 |
| **100m/s** | | | | | | | | | | | | | | | | | |
| 合計 (%) | 7.1 | 44.9 | 25.7 | 3.5 | 1.4 | 1.7 | 1.6 | 2.5 | 3.2 | 2.1 | 1.1 | .8 | 1.0 | 1.2 | .9 | 1.3 | 99.9 |

[註1]: 風速介於 **1.0m/s~ 2.0m/s** 佔 **15.3%** 。主風向 **NNE** 佔 **44.9%** 。

[註2]: 風速平均值 = **6.3m/s** , 風速最大值 = **27.3m/s** , 其風向爲 **NNE**。

[註3]: 風速小於**5m/s** 佔 **48.5%**; 介於**5~10m/s** 佔 **29.8%** ; 風速大於**10m/s** 佔 **21.7%**。

[註4]: 風向介於 **N~E** 佔 **80.1%**;**E~S** 佔 **8.2%** ;**S~W** 佔 **6.0%** ;**W~N** 佔 **5.7%**; 靜風佔 **.1%** 。

[註5]: 資料每小時記錄一次 , 合計 **15232**筆 ( **99.6%**) , 檔名 : **W44FTC70.1HY** 。

# 表6.3.34　歷年 臺中港測站7風速及風向聯合分佈百分比 (%) 統計表

**2001年 7月10日14時 ~ 2007年11月30日23時**

| 風向<br>風速 | N | NNE | NE | ENE | E | ESE | SE | SSE | S | SSW | SW | WSW | W | WNW | NW | NNW | 合計<br>(%) |
|---|---|---|---|---|---|---|---|---|---|---|---|---|---|---|---|---|---|
| **.3m/s** | .3 | .2 | .3 | .2 | .3 | .4 | .3 | .2 | .2 | .1 | .1 | .1 | .1 | .1 | .2 | .2 | 3.4 |
| **1m/s** | .8 | 1.2 | 2.1 | 1.4 | 1.0 | 1.1 | 1.1 | 1.5 | 1.8 | 1.2 | .7 | .6 | .4 | .4 | .4 | .4 | 16.4 |
| **2m/s** | 1.3 | 2.1 | 2.7 | .7 | .3 | .3 | .3 | 1.1 | 2.4 | 2.1 | .8 | .4 | .4 | .7 | .6 | .6 | 16.7 |
| **3m/s** | 1.5 | 2.5 | 2.1 | .2 | .0 | .0 | .1 | .3 | 1.2 | 1.6 | .9 | .5 | .5 | .5 | .4 | .5 | 13.0 |
| **4m/s** | 1.3 | 2.7 | 1.9 | .1 | .0 | .0 | .0 | .1 | .5 | .9 | .8 | .5 | .3 | .1 | .1 | .2 | 9.4 |
| **5m/s** | .9 | 3.0 | 1.6 | .0 | .0 | .0 | .0 | .0 | .2 | .4 | .6 | .3 | .1 | .0 | .0 | .1 | 7.2 |
| **6m/s** | .6 | 2.9 | 1.3 | .0 | .0 | .0 | .0 | .0 | .1 | .2 | .3 | .1 | .0 | .0 | .0 | .0 | 5.5 |
| **7m/s** | .5 | 2.9 | 1.3 | .0 | .0 | .0 | .0 | .0 | .0 | .1 | .1 | .0 | .0 | .0 | .0 | .0 | 4.9 |
| **8m/s** | .6 | 6.3 | 2.2 | .0 | .0 | .0 | .0 | .0 | .0 | .0 | .0 | .0 | .0 | .0 | .0 | .0 | 9.3 |
| **10m/s** | .3 | 5.0 | 1.5 | .0 | .0 | .0 | .0 | .0 | .0 | .0 | .0 | .0 | .0 | .0 | .0 | .0 | 6.9 |
| **12m/s** | .3 | 3.1 | .8 | .0 | .0 | .0 | .0 | .0 | .0 | .0 | .0 | .0 | .0 | .0 | .0 | .0 | 4.3 |
| **14m/s** | .1 | 1.2 | .3 | .0 | .0 | .0 | .0 | .0 | .0 | .0 | .0 | .0 | .0 | .0 | .0 | .0 | 1.7 |
| **16m/s** | .0 | .6 | .2 | .0 | .0 | .0 | .0 | .0 | .0 | .0 | .0 | .0 | .0 | .0 | .0 | .0 | .8 |
| **18m/s** | .0 | .2 | .1 | .0 | .0 | .0 | .0 | .0 | .0 | .0 | .0 | .0 | .0 | .0 | .0 | .0 | .3 |
| **20m/s** | .0 | .2 | .1 | .0 | .0 | .0 | .0 | .0 | .0 | .0 | .0 | .0 | .0 | .0 | .0 | .0 | .3 |
| **25m/s** | .0 | .0 | .0 | .0 | .0 | .0 | .0 | .0 | .0 | .0 | .0 | .0 | .0 | .0 | .0 | .0 | .0 |
| **30m/s** | .0 | .0 | .0 | .0 | .0 | .0 | .0 | .0 | .0 | .0 | .0 | .0 | .0 | .0 | .0 | .0 | .0 |
| **35m/s** | .0 | .0 | .0 | .0 | .0 | .0 | .0 | .0 | .0 | .0 | .0 | .0 | .0 | .0 | .0 | .0 | .0 |
| **40m/s** | .0 | .0 | .0 | .0 | .0 | .0 | .0 | .0 | .0 | .0 | .0 | .0 | .0 | .0 | .0 | .0 | .0 |
| **100m/s** | | | | | | | | | | | | | | | | | |
| 合計 (%) | 8.5 | 34.2 | 18.6 | 2.9 | 1.6 | 1.8 | 1.8 | 3.3 | 6.4 | 6.5 | 4.3 | 2.5 | 1.9 | 1.9 | 1.6 | 2.1 | 99.9 |

[註1]: 風速介於 **2.0m/s~ 3.0m/s** 佔 **16.7%** 。主風向 **NNE** 佔 **34.2%** 。

[註2]: 風速平均值 = **5.3m/s** , 風速最大值 = **27.3m/s** , 其風向爲 **NNE**。

[註3]: 風速小於**5m/s** 佔 **58.9%**; 介於**5~10m/s** 佔 **26.9%** ; 風速大於**10m/s** 佔 **14.2%**。

[註4]: 風向介於 **N~E** 佔 **62.8%**;**E~S** 佔 **10.6%** ;**S~W** 佔 **17.9%** ;**W~N** 佔 **8.7%**; 靜風佔 **.1%** 。

[註5]: 資料每小時記錄一次 , 合計 **53431**筆 ( **95.0%**) , 檔名 : **W440TC70.1HY** 。

# 表6.3.35　2006年 12月 臺中港測站 W 風速及風向聯合分佈百分比 (%) 統計表

**2006年12月 1日 0時 ~ 2006年12月31日23時**

| 風向<br>風速 | N | NNE | NE | ENE | E | ESE | SE | SSE | S | SSW | SW | WSW | W | WNW | NW | NNW | 合計<br>(%) |
|---|---|---|---|---|---|---|---|---|---|---|---|---|---|---|---|---|---|
| **.3m/s** | .1 | .4 | .1 | .1 | .1 | .0 | .1 | .0 | .0 | .0 | .0 | .0 | .0 | .0 | .1 | .0 | 1.2 |
| **1m/s** | 1.3 | .4 | .3 | .1 | .0 | .4 | .3 | .0 | .3 | .1 | .0 | .0 | .0 | .0 | .0 | .3 | 3.5 |
| **2m/s** | 5.2 | 1.6 | .1 | .0 | .0 | .0 | .0 | .1 | .0 | .0 | .1 | .0 | .0 | .1 | .0 | .0 | 7.4 |
| **3m/s** | 9.4 | 1.2 | .3 | .0 | .0 | .0 | .0 | .0 | .0 | .0 | .0 | .0 | .0 | .1 | .3 | 1.5 | 12.8 |
| **4m/s** | 9.0 | .1 | .0 | .0 | .0 | .0 | .0 | .0 | .0 | .0 | .0 | .0 | .0 | .0 | .1 | 3.1 | 12.4 |
| **5m/s** | 10.5 | .1 | .0 | .0 | .0 | .0 | .0 | .0 | .0 | .0 | .0 | .1 | .1 | .0 | .0 | 3.1 | 14.0 |
| **6m/s** | 7.9 | .0 | .0 | .0 | .0 | .0 | .0 | .0 | .0 | .0 | .0 | .0 | .0 | .0 | .0 | 1.9 | 9.8 |
| **7m/s** | 9.4 | .1 | .0 | .0 | .0 | .0 | .0 | .0 | .0 | .0 | .0 | .0 | .0 | .0 | .0 | 2.2 | 11.7 |
| **8m/s** | 14.8 | .0 | .0 | .0 | .0 | .0 | .0 | .0 | .0 | .0 | .0 | .0 | .0 | .0 | .0 | 3.9 | 18.7 |
| **10m/s** | 5.9 | .0 | .0 | .0 | .0 | .0 | .0 | .0 | .0 | .0 | .0 | .0 | .0 | .0 | .0 | .7 | 6.6 |
| **12m/s** | .9 | .0 | .0 | .0 | .0 | .0 | .0 | .0 | .0 | .0 | .0 | .0 | .0 | .0 | .0 | .3 | 1.2 |
| **14m/s** | .0 | .0 | .0 | .0 | .0 | .0 | .0 | .0 | .0 | .0 | .0 | .0 | .0 | .0 | .0 | .0 | .0 |
| **16m/s** | .0 | .0 | .0 | .0 | .0 | .0 | .0 | .0 | .0 | .0 | .0 | .0 | .0 | .0 | .0 | .0 | .0 |
| **18m/s** | .0 | .0 | .0 | .0 | .0 | .0 | .0 | .0 | .0 | .0 | .0 | .0 | .0 | .0 | .0 | .0 | .0 |
| **20m/s** | .0 | .0 | .0 | .0 | .0 | .0 | .0 | .0 | .0 | .0 | .0 | .0 | .0 | .0 | .0 | .0 | .0 |
| **25m/s** | .0 | .0 | .0 | .0 | .0 | .0 | .0 | .0 | .0 | .0 | .0 | .0 | .0 | .0 | .0 | .0 | .0 |
| **30m/s** | .0 | .0 | .0 | .0 | .0 | .0 | .0 | .0 | .0 | .0 | .0 | .0 | .0 | .0 | .0 | .0 | .0 |
| **35m/s** | .0 | .0 | .0 | .0 | .0 | .0 | .0 | .0 | .0 | .0 | .0 | .0 | .0 | .0 | .0 | .0 | .0 |
| **40m/s** | .0 | .0 | .0 | .0 | .0 | .0 | .0 | .0 | .0 | .0 | .0 | .0 | .0 | .0 | .0 | .0 | .0 |
| **100m/s** | | | | | | | | | | | | | | | | | |
| 合計 (%) | 74.6 | 4.0 | .8 | .3 | .1 | .4 | .4 | .1 | .3 | .1 | .1 | .1 | .1 | .3 | .5 | 16.8 | 99.2 |

[註**1**]: 風速介於 **8.0m/s~ 10.0m/s** 佔 **18.7%** 。主風向 **N** 佔 **74.6%** 。

[註**2**]: 風速平均值 **= 6.0m/s** , 風速最大值 **= 13.5m/s** , 其風向爲 **N** 。

[註**3**]: 風速小於**5m/s** 佔 **38.0%**; 介於**5~10m/s** 佔 **54.2%** ; 風速大於**10m/s** 佔 **7.8%**。

[註**4**]: 風向介於 **N~E** 佔 **39.1%**;**E~S** 佔 **1.1%** ;**S~W** 佔 **.8%** ;**W~N** 佔 **58.2%**; 靜風佔 **.8%** 。

[註**5**]: 資料每小時記錄一次 , 合計 **744**筆 **(100.0%)** , 檔名 : **W06CTCW0.1HA** 。

# 表6.3.36　2007年 1月 臺中港測站 W 風速及風向聯合分佈百分比 (%) 統計表

**2007年 1月 1日 0時 ~ 2007年 1月31日23時**

| 風向<br>風速 | N | NNE | NE | ENE | E | ESE | SE | SSE | S | SSW | SW | WSW | W | WNW | NW | NNW | 合計<br>(%) |
|---|---|---|---|---|---|---|---|---|---|---|---|---|---|---|---|---|---|
| **.3m/s** | .4 | .1 | .1 | .4 | .0 | .3 | .0 | .0 | .0 | .0 | .0 | .0 | .0 | .0 | .0 | .1 | 1.5 |
| **1m/s** | .7 | .4 | .1 | .1 | .1 | .3 | .0 | .0 | .0 | .0 | .0 | .0 | .0 | .0 | .0 | .5 | 2.3 |
| **2m/s** | 3.2 | .7 | .1 | .3 | .0 | .0 | .0 | .0 | .0 | .0 | .0 | .0 | .0 | .0 | .0 | .3 | 4.6 |
| **3m/s** | 4.9 | .4 | .0 | .0 | .0 | .0 | .0 | .0 | .0 | .0 | .0 | .0 | .0 | .0 | .0 | .8 | 6.1 |
| **4m/s** | 7.4 | .5 | .1 | .0 | .0 | .0 | .0 | .0 | .0 | .0 | .0 | .0 | .0 | .0 | .0 | 1.5 | 9.6 |
| **5m/s** | 10.8 | .0 | .0 | .0 | .0 | .0 | .0 | .0 | .0 | .0 | .0 | .0 | .0 | .0 | .1 | 2.0 | 13.0 |
| **6m/s** | 12.7 | .0 | .0 | .0 | .0 | .0 | .0 | .0 | .0 | .0 | .0 | .0 | .0 | .0 | .0 | 2.7 | 15.4 |
| **7m/s** | 11.7 | .0 | .0 | .0 | .0 | .0 | .0 | .0 | .0 | .0 | .0 | .0 | .0 | .0 | .0 | 3.5 | 15.2 |
| **8m/s** | 17.5 | .0 | .0 | .0 | .0 | .0 | .0 | .0 | .0 | .0 | .0 | .0 | .0 | .0 | .0 | 6.6 | 24.2 |
| **10m/s** | 4.9 | .0 | .0 | .0 | .0 | .0 | .0 | .0 | .0 | .0 | .0 | .0 | .0 | .0 | .0 | 1.5 | 6.3 |
| **12m/s** | 1.1 | .0 | .0 | .0 | .0 | .0 | .0 | .0 | .0 | .0 | .0 | .0 | .0 | .0 | .0 | .0 | 1.1 |
| **14m/s** | .0 | .0 | .0 | .0 | .0 | .0 | .0 | .0 | .0 | .0 | .0 | .0 | .0 | .0 | .0 | .0 | .0 |
| **16m/s** | .0 | .0 | .0 | .0 | .0 | .0 | .0 | .0 | .0 | .0 | .0 | .0 | .0 | .0 | .0 | .0 | .0 |
| **18m/s** | .0 | .0 | .0 | .0 | .0 | .0 | .0 | .0 | .0 | .0 | .0 | .0 | .0 | .0 | .0 | .0 | .0 |
| **20m/s** | .0 | .0 | .0 | .0 | .0 | .0 | .0 | .0 | .0 | .0 | .0 | .0 | .0 | .0 | .0 | .0 | .0 |
| **25m/s** | .0 | .0 | .0 | .0 | .0 | .0 | .0 | .0 | .0 | .0 | .0 | .0 | .0 | .0 | .0 | .0 | .0 |
| **30m/s** | .0 | .0 | .0 | .0 | .0 | .0 | .0 | .0 | .0 | .0 | .0 | .0 | .0 | .0 | .0 | .0 | .0 |
| **35m/s** | .0 | .0 | .0 | .0 | .0 | .0 | .0 | .0 | .0 | .0 | .0 | .0 | .0 | .0 | .0 | .0 | .0 |
| **40m/s** | .0 | .0 | .0 | .0 | .0 | .0 | .0 | .0 | .0 | .0 | .0 | .0 | .0 | .0 | .0 | .0 | .0 |
| **100m/s** | | | | | | | | | | | | | | | | | |
| 合計 (%) | 75.3 | 2.2 | .5 | .8 | .1 | .5 | .0 | .0 | .0 | .0 | .0 | .0 | .0 | .0 | .1 | 19.6 | 99.2 |

[註**1**]: 風速介於 **8.0m/s~ 10.0m/s** 佔 **24.2%** 。主風向 **N** 佔 **75.3%** 。

[註**2**]: 風速平均值 **= 6.6m/s** , 風速最大值 **= 13.3m/s** , 其風向爲 **N** 。

[註**3**]: 風速小於**5m/s** 佔 **24.8%**; 介於**5~10m/s** 佔 **67.7%** ; 風速大於**10m/s** 佔 **7.4%**。

[註**4**]: 風向介於 **N~E** 佔 **23.3%**;**E~S** 佔 **.7%** ;**S~W** 佔 **.0%** ;**W~N** 佔 **75.2%**; 靜風佔 **.8%** 。

[註**5**]: 資料每小時記錄一次 , 合計 **741**筆 ( **99.6%**) , 檔名 : **W071TCW0.1HA** 。

# 表6.3.37　2007年 2月 臺中港測站 W 風速及風向聯合分佈百分比 (%) 統計表

**2007年 2月 1日 0時 ~ 2007年 2月28日23時**

| 風向<br>風速 | N | NNE | NE | ENE | E | ESE | SE | SSE | S | SSW | SW | WSW | W | WNW | NW | NNW | 合計<br>(%) |
|---|---|---|---|---|---|---|---|---|---|---|---|---|---|---|---|---|---|
| **.3m/s** | 1.3 | .1 | .3 | .9 | .6 | .6 | .4 | .4 | .4 | .3 | .3 | .0 | .0 | .3 | .3 | .0 | 6.4 |
| **1m/s** | 1.8 | 1.0 | .4 | .6 | .0 | .3 | .6 | .7 | 1.2 | .3 | .0 | .1 | .1 | .1 | .4 | .0 | 7.9 |
| **2m/s** | 7.7 | 1.5 | .0 | .1 | .1 | .0 | 1.2 | .1 | 1.2 | .3 | .0 | .6 | .1 | .1 | .3 | .7 | 14.3 |
| **3m/s** | 10.1 | 1.3 | .1 | .0 | .1 | .0 | .1 | .1 | .1 | .0 | .3 | .6 | .6 | .1 | .9 | 2.4 | 17.1 |
| **4m/s** | 6.7 | 1.0 | .1 | .0 | .0 | .0 | .1 | .1 | .0 | .0 | .0 | .1 | .0 | .0 | 1.0 | 4.5 | 13.9 |
| **5m/s** | 8.9 | .0 | .1 | .0 | .0 | .0 | .0 | .0 | .0 | .0 | .0 | .1 | .0 | .0 | .3 | 3.4 | 13.0 |
| **6m/s** | 7.5 | .0 | .0 | .0 | .0 | .0 | .0 | .0 | .3 | .0 | .1 | .1 | .0 | .0 | .0 | 2.2 | 10.3 |
| **7m/s** | 5.2 | .0 | .0 | .0 | .0 | .0 | .0 | .0 | .0 | .0 | .0 | .0 | .0 | .0 | .0 | 1.5 | 6.7 |
| **8m/s** | 3.4 | .0 | .0 | .0 | .0 | .0 | .0 | .0 | .0 | .0 | .0 | .0 | .0 | .0 | .0 | 1.2 | 4.6 |
| **10m/s** | 1.2 | .0 | .0 | .0 | .0 | .0 | .0 | .0 | .0 | .0 | .0 | .0 | .0 | .0 | .0 | .6 | 1.8 |
| **12m/s** | .9 | .0 | .0 | .0 | .0 | .0 | .0 | .0 | .0 | .0 | .0 | .0 | .0 | .0 | .0 | .1 | 1.0 |
| **14m/s** | .1 | .0 | .0 | .0 | .0 | .0 | .0 | .0 | .0 | .0 | .0 | .0 | .0 | .0 | .0 | .0 | .1 |
| **16m/s** | .0 | .0 | .0 | .0 | .0 | .0 | .0 | .0 | .0 | .0 | .0 | .0 | .0 | .0 | .0 | .0 | .0 |
| **18m/s** | .0 | .0 | .0 | .0 | .0 | .0 | .0 | .0 | .0 | .0 | .0 | .0 | .0 | .0 | .0 | .0 | .0 |
| **20m/s** | .0 | .0 | .0 | .0 | .0 | .0 | .0 | .0 | .0 | .0 | .0 | .0 | .0 | .0 | .0 | .0 | .0 |
| **25m/s** | .0 | .0 | .0 | .0 | .0 | .0 | .0 | .0 | .0 | .0 | .0 | .0 | .0 | .0 | .0 | .0 | .0 |
| **30m/s** | .0 | .0 | .0 | .0 | .0 | .0 | .0 | .0 | .0 | .0 | .0 | .0 | .0 | .0 | .0 | .0 | .0 |
| **35m/s** | .0 | .0 | .0 | .0 | .0 | .0 | .0 | .0 | .0 | .0 | .0 | .0 | .0 | .0 | .0 | .0 | .0 |
| **40m/s** | .0 | .0 | .0 | .0 | .0 | .0 | .0 | .0 | .0 | .0 | .0 | .0 | .0 | .0 | .0 | .0 | .0 |
| **100m/s** | | | | | | | | | | | | | | | | | |
| 合計 (%) | 55.0 | 5.1 | 1.2 | 1.6 | .9 | .9 | 2.5 | 1.6 | 3.3 | .9 | .7 | 1.8 | .9 | .7 | 3.3 | 16.7 | 97.2 |

[註**1**]: 風速介於 **3.0m/s~ 4.0m/s** 佔 **17.1%** 。主風向 **N** 佔 **55.0%** 。

[註**2**]: 風速平均值 **= 4.3m/s** , 風速最大值 **= 14.4m/s** , 其風向爲 **N** 。

[註**3**]: 風速小於**5m/s** 佔 **62.4%**; 介於**5~10m/s** 佔 **34.6%** ; 風速大於**10m/s** 佔 **3.0%**。

[註**4**]: 風向介於 **N~E** 佔 **37.6%**;**E~S** 佔 **6.9%** ;**S~W** 佔 **5.8%** ;**W~N** 佔 **46.9%**; 靜風佔 **2.8%** 。

[註**5**]: 資料每小時記錄一次 , 合計 **671**筆 ( **99.9%**) , 檔名 : **W072TCW0.1HA** 。

# 表6.3.38　2007年 3月 臺中港測站 W 風速及風向聯合分佈百分比 (%) 統計表

**2007年 3月 1日 0時 ~ 2007年 3月31日23時**

| 風向<br>風速 | N | NNE | NE | ENE | E | ESE | SE | SSE | S | SSW | SW | WSW | W | WNW | NW | NNW | 合計<br>(%) |
|---|---|---|---|---|---|---|---|---|---|---|---|---|---|---|---|---|---|
| **.3m/s** | .5 | .3 | .7 | .3 | .0 | .1 | .8 | .7 | .3 | .1 | .1 | .1 | .4 | .3 | .1 | .0 | 4.9 |
| **1m/s** | 1.4 | .4 | .3 | .0 | .0 | .3 | 1.8 | .5 | .7 | .5 | .1 | .0 | .4 | .1 | .1 | .8 | 7.5 |
| **2m/s** | 4.8 | 1.4 | .5 | .1 | .1 | .1 | 1.2 | .4 | 1.4 | 1.5 | .1 | .3 | .1 | .1 | .5 | .8 | 13.7 |
| **3m/s** | 7.1 | .8 | .1 | .0 | .0 | .0 | .1 | .8 | .8 | 1.6 | .1 | .1 | .0 | .1 | .4 | 2.6 | 14.9 |
| **4m/s** | 8.6 | .3 | .0 | .0 | .0 | .0 | .1 | 1.2 | 1.2 | 1.6 | .7 | .1 | .0 | .0 | .3 | 3.3 | 17.5 |
| **5m/s** | 7.1 | .0 | .1 | .0 | .0 | .0 | .0 | .8 | .4 | .3 | .7 | .0 | .0 | .0 | .5 | 3.8 | 13.8 |
| **6m/s** | 4.8 | .3 | .0 | .0 | .0 | .0 | .0 | .1 | .0 | .0 | .1 | .5 | .0 | .0 | .0 | 2.3 | 8.2 |
| **7m/s** | 5.9 | .0 | .0 | .0 | .0 | .0 | .0 | .0 | .0 | .0 | .0 | .1 | .0 | .0 | .0 | 1.2 | 7.3 |
| **8m/s** | 6.8 | .0 | .0 | .0 | .0 | .0 | .0 | .0 | .0 | .0 | .0 | .0 | .0 | .0 | .0 | 1.2 | 8.1 |
| **10m/s** | 1.0 | .0 | .0 | .0 | .0 | .0 | .0 | .0 | .0 | .0 | .0 | .0 | .0 | .0 | .0 | .4 | 1.4 |
| **12m/s** | .1 | .0 | .0 | .0 | .0 | .0 | .0 | .0 | .0 | .0 | .0 | .0 | .0 | .0 | .0 | .1 | .3 |
| **14m/s** | .0 | .0 | .0 | .0 | .0 | .0 | .0 | .0 | .0 | .0 | .0 | .0 | .0 | .0 | .0 | .0 | .0 |
| **16m/s** | .0 | .0 | .0 | .0 | .0 | .0 | .0 | .0 | .0 | .0 | .0 | .0 | .0 | .0 | .0 | .0 | .0 |
| **18m/s** | .0 | .0 | .0 | .0 | .0 | .0 | .0 | .0 | .0 | .0 | .0 | .0 | .0 | .0 | .0 | .0 | .0 |
| **20m/s** | .0 | .0 | .0 | .0 | .0 | .0 | .0 | .0 | .0 | .0 | .0 | .0 | .0 | .0 | .0 | .0 | .0 |
| **25m/s** | .0 | .0 | .0 | .0 | .0 | .0 | .0 | .0 | .0 | .0 | .0 | .0 | .0 | .0 | .0 | .0 | .0 |
| **30m/s** | .0 | .0 | .0 | .0 | .0 | .0 | .0 | .0 | .0 | .0 | .0 | .0 | .0 | .0 | .0 | .0 | .0 |
| **35m/s** | .0 | .0 | .0 | .0 | .0 | .0 | .0 | .0 | .0 | .0 | .0 | .0 | .0 | .0 | .0 | .0 | .0 |
| **40m/s** | .0 | .0 | .0 | .0 | .0 | .0 | .0 | .0 | .0 | .0 | .0 | .0 | .0 | .0 | .0 | .0 | .0 |
| **100m/s** | | | | | | | | | | | | | | | | | |
| 合計 (%) | 48.2 | 3.4 | 1.8 | .4 | .1 | .5 | 4.1 | 4.7 | 4.8 | 5.7 | 2.1 | 1.4 | 1.0 | .7 | 2.1 | 16.7 | 97.5 |

[註**1**]: 風速介於 **4.0m/s~ 5.0m/s** 佔 **17.5%** 。主風向 **N** 佔 **48.2%** 。

[註**2**]: 風速平均值 **= 4.5m/s** , 風速最大值 **= 13.3m/s** , 其風向爲 **N** 。

[註**3**]: 風速小於**5m/s** 佔 **61.0%**; 介於**5~10m/s** 佔 **37.3%** ; 風速大於**10m/s** 佔 **1.6%**。

[註**4**]: 風向介於 **N~E** 佔 **30.4%**;**E~S** 佔 **10.1%** ;**S~W** 佔 **13.5%** ;**W~N** 佔 **43.5%**; 靜風佔 **2.5%** 。

[註**5**]: 資料每小時記錄一次 , 合計 **731**筆 ( **98.3%**) , 檔名 : **W073TCW0.1HA** 。

# 表6.3.39　2007年 4月 臺中港測站 W 風速及風向聯合分佈百分比 (%) 統計表

**2007年 4月 1日 0時 ~ 2007年 4月30日23時**

| 風向<br>風速 | N | NNE | NE | ENE | E | ESE | SE | SSE | S | SSW | SW | WSW | W | WNW | NW | NNW | 合計<br>(%) |
|---|---|---|---|---|---|---|---|---|---|---|---|---|---|---|---|---|---|
| **.3m/s** | 1.3 | .7 | .6 | .1 | .6 | .6 | 1.3 | .3 | .1 | .3 | .3 | .7 | .4 | .6 | .1 | .7 | 8.5 |
| **1m/s** | 3.6 | 1.4 | .6 | .1 | .1 | .3 | 1.1 | .3 | .1 | .6 | .3 | .3 | .1 | .6 | .4 | .8 | 10.7 |
| **2m/s** | 5.4 | 1.3 | .3 | .1 | .0 | .1 | 1.3 | .8 | .6 | .4 | .1 | .4 | .8 | .7 | 1.1 | 1.8 | 15.3 |
| **3m/s** | 4.9 | .8 | .0 | .0 | .0 | .0 | 1.0 | 1.4 | 1.0 | .1 | .1 | .7 | .4 | .3 | 1.4 | 2.9 | 15.0 |
| **4m/s** | 6.8 | .3 | .0 | .0 | .0 | .0 | .0 | 1.1 | .8 | .3 | .1 | .3 | .3 | .0 | .4 | 2.6 | 13.1 |
| **5m/s** | 9.0 | .3 | .0 | .0 | .0 | .0 | .0 | .7 | .4 | 1.3 | .1 | .4 | .0 | .0 | .4 | 1.5 | 14.2 |
| **6m/s** | 4.2 | .1 | .0 | .0 | .0 | .0 | .0 | .0 | .1 | .3 | .4 | .1 | .0 | .0 | .0 | 1.0 | 6.2 |
| **7m/s** | 3.2 | .0 | .0 | .0 | .0 | .0 | .0 | .0 | .0 | .1 | .1 | .0 | .0 | .0 | .0 | .4 | 3.9 |
| **8m/s** | 4.2 | .0 | .0 | .0 | .0 | .0 | .0 | .0 | .0 | .0 | .0 | .0 | .0 | .0 | .0 | .8 | 5.0 |
| **10m/s** | 1.9 | .0 | .0 | .0 | .0 | .0 | .0 | .0 | .0 | .0 | .0 | .0 | .0 | .0 | .0 | .8 | 2.8 |
| **12m/s** | .3 | .0 | .0 | .0 | .0 | .0 | .0 | .0 | .0 | .0 | .0 | .0 | .0 | .0 | .0 | .0 | .3 |
| **14m/s** | .0 | .0 | .0 | .0 | .0 | .0 | .0 | .0 | .0 | .0 | .0 | .0 | .0 | .0 | .1 | .1 | .3 |
| **16m/s** | .0 | .0 | .0 | .0 | .0 | .0 | .0 | .0 | .0 | .0 | .0 | .0 | .0 | .0 | .0 | .0 | .0 |
| **18m/s** | .0 | .0 | .0 | .0 | .0 | .0 | .0 | .0 | .0 | .0 | .0 | .0 | .0 | .0 | .0 | .0 | .0 |
| **20m/s** | .0 | .0 | .0 | .0 | .0 | .0 | .0 | .0 | .0 | .0 | .0 | .0 | .0 | .0 | .0 | .0 | .0 |
| **25m/s** | .0 | .0 | .0 | .0 | .0 | .0 | .0 | .0 | .0 | .0 | .0 | .0 | .0 | .0 | .0 | .0 | .0 |
| **30m/s** | .0 | .0 | .0 | .0 | .0 | .0 | .0 | .0 | .0 | .0 | .0 | .0 | .0 | .0 | .0 | .0 | .0 |
| **35m/s** | .0 | .0 | .0 | .0 | .0 | .0 | .0 | .0 | .0 | .0 | .0 | .0 | .0 | .0 | .0 | .0 | .0 |
| **40m/s** | .0 | .0 | .0 | .0 | .0 | .0 | .0 | .0 | .0 | .0 | .0 | .0 | .0 | .0 | .0 | .0 | .0 |
| **100m/s** | | | | | | | | | | | | | | | | | |
| 合計 (%) | 44.7 | 4.9 | 1.4 | .4 | .7 | 1.0 | 4.6 | 4.6 | 3.2 | 3.3 | 1.7 | 2.9 | 2.1 | 2.1 | 4.0 | 13.6 | 95.1 |

[註**1**]: 風速介於 **2.0m/s~ 3.0m/s** 佔 **15.3%** 。主風向 **N** 佔 **44.7%** 。

[註**2**]: 風速平均值 **= 3.9m/s** , 風速最大值 **= 15.4m/s** , 其風向爲 **NW** 。

[註**3**]: 風速小於**5m/s** 佔 **67.4%**; 介於**5~10m/s** 佔 **29.3%** ; 風速大於**10m/s** 佔 **3.3%**。

[註**4**]: 風向介於 **N~E** 佔 **33.3%**;**E~S** 佔 **11.3%** ;**S~W** 佔 **11.3%** ;**W~N** 佔 **39.3%**; 靜風佔 **4.9%** 。

[註**5**]: 資料每小時記錄一次 , 合計 **720**筆 **(100.0%)** , 檔名 : **W074TCW0.1HA** 。

# 表6.3.40　2007年 5月 臺中港測站 W 風速及風向聯合分佈百分比 (%) 統計表

**2007年 5月 1日 0時 ~ 2007年 5月31日23時**

| 風向<br>風速 | N | NNE | NE | ENE | E | ESE | SE | SSE | S | SSW | SW | WSW | W | WNW | NW | NNW | 合計<br>(%) |
|---|---|---|---|---|---|---|---|---|---|---|---|---|---|---|---|---|---|
| **.3m/s** | 1.3 | .5 | .3 | .3 | .1 | 1.3 | 1.6 | .9 | .8 | 1.1 | .3 | .7 | .5 | .3 | .4 | .3 | 10.8 |
| **1m/s** | 2.4 | 1.6 | .9 | .0 | .0 | .8 | 2.6 | .9 | 1.7 | 1.6 | .4 | .5 | 1.2 | .3 | .4 | .5 | 16.0 |
| **2m/s** | 5.2 | 1.2 | .3 | .0 | .0 | .0 | 2.4 | 1.1 | 1.3 | 2.6 | .4 | .9 | .3 | .5 | .4 | .9 | 17.6 |
| **3m/s** | 2.7 | .1 | .0 | .0 | .0 | .0 | 1.2 | 3.1 | 1.9 | 2.0 | .8 | .1 | 1.6 | .3 | 1.6 | 2.7 | 18.1 |
| **4m/s** | 1.5 | .1 | .3 | .0 | .0 | .0 | .4 | 2.4 | 1.7 | 1.7 | .4 | .7 | .3 | .0 | 1.6 | 4.4 | 15.6 |
| **5m/s** | .4 | .0 | .0 | .0 | .0 | .0 | .0 | .1 | .8 | .5 | 1.2 | .7 | .3 | .0 | .4 | 3.5 | 7.9 |
| **6m/s** | .4 | .0 | .0 | .0 | .0 | .0 | .0 | .0 | .0 | .1 | .9 | .7 | .0 | .0 | .1 | 2.4 | 4.7 |
| **7m/s** | .0 | .0 | .0 | .0 | .0 | .0 | .0 | .0 | .0 | .0 | .1 | .4 | .0 | .0 | .0 | 1.1 | 1.6 |
| **8m/s** | .0 | .0 | .0 | .0 | .0 | .0 | .0 | .0 | .0 | .0 | .0 | .1 | .0 | .0 | .0 | .1 | .3 |
| **10m/s** | .0 | .0 | .0 | .0 | .0 | .0 | .0 | .0 | .0 | .0 | .0 | .0 | .0 | .0 | .0 | .0 | .0 |
| **12m/s** | .0 | .0 | .0 | .0 | .0 | .0 | .0 | .0 | .0 | .0 | .0 | .0 | .0 | .0 | .0 | .0 | .0 |
| **14m/s** | .0 | .0 | .0 | .0 | .0 | .0 | .0 | .0 | .0 | .0 | .0 | .0 | .0 | .0 | .0 | .0 | .0 |
| **16m/s** | .0 | .0 | .0 | .0 | .0 | .0 | .0 | .0 | .0 | .0 | .0 | .0 | .0 | .0 | .0 | .0 | .0 |
| **18m/s** | .0 | .0 | .0 | .0 | .0 | .0 | .0 | .0 | .0 | .0 | .0 | .0 | .0 | .0 | .0 | .0 | .0 |
| **20m/s** | .0 | .0 | .0 | .0 | .0 | .0 | .0 | .0 | .0 | .0 | .0 | .0 | .0 | .0 | .0 | .0 | .0 |
| **25m/s** | .0 | .0 | .0 | .0 | .0 | .0 | .0 | .0 | .0 | .0 | .0 | .0 | .0 | .0 | .0 | .0 | .0 |
| **30m/s** | .0 | .0 | .0 | .0 | .0 | .0 | .0 | .0 | .0 | .0 | .0 | .0 | .0 | .0 | .0 | .0 | .0 |
| **35m/s** | .0 | .0 | .0 | .0 | .0 | .0 | .0 | .0 | .0 | .0 | .0 | .0 | .0 | .0 | .0 | .0 | .0 |
| **40m/s** | .0 | .0 | .0 | .0 | .0 | .0 | .0 | .0 | .0 | .0 | .0 | .0 | .0 | .0 | .0 | .0 | .0 |
| **100m/s** | | | | | | | | | | | | | | | | | |
| 合計 (%) | 14.0 | 3.6 | 1.7 | .3 | .1 | 2.2 | 8.2 | 8.6 | 8.3 | 9.7 | 4.6 | 4.8 | 4.2 | 1.3 | 5.0 | 16.0 | 92.6 |

[註**1**]: 風速介於 **3.0m/s~ 4.0m/s** 佔 **18.1%** 。主風向 **NNW** 佔 **16.0%** 。

[註**2**]: 風速平均值 **= 2.9m/s** , 風速最大值 **= 8.6m/s** , 其風向爲 **NNW**。

[註**3**]: 風速小於**5m/s** 佔 **85.5%**; 介於**5~10m/s** 佔 **14.5%** ; 風速大於**10m/s** 佔 **.0%**。

[註**4**]: 風向介於 **N~E** 佔 **13.6%**;**E~S** 佔 **22.2%** ;**S~W** 佔 **25.4%** ;**W~N** 佔 **31.5%**; 靜風佔 **7.4%** 。

[註**5**]: 資料每小時記錄一次 , 合計 **744**筆 **(100.0%)** , 檔名 : **W075TCW0.1HA** 。

# 表6.3.41　2007年 6月 臺中港測站 W 風速及風向聯合分佈百分比 (%) 統計表

**2007年 6月 1日 0時 ~ 2007年 6月30日23時**

| 風向<br>風速 | N | NNE | NE | ENE | E | ESE | SE | SSE | S | SSW | SW | WSW | W | WNW | NW | NNW | 合計<br>(%) |
|---|---|---|---|---|---|---|---|---|---|---|---|---|---|---|---|---|---|
| **.3m/s** | .8 | .8 | .1 | .1 | .3 | .8 | 1.0 | 1.5 | 1.1 | .8 | .3 | .4 | .0 | .4 | .1 | .4 | 9.3 |
| **1m/s** | 1.3 | .8 | .1 | .3 | .6 | .3 | 3.4 | .7 | 1.1 | .4 | .1 | .1 | .1 | .3 | .1 | .1 | 10.0 |
| **2m/s** | 1.1 | .3 | .1 | .0 | .0 | .1 | 5.2 | 3.0 | 1.1 | 1.0 | .6 | .3 | 1.0 | .4 | .7 | .7 | 15.6 |
| **3m/s** | .6 | .0 | .0 | .0 | .0 | .4 | 5.5 | 5.8 | 3.7 | 2.1 | .6 | .1 | .6 | 1.1 | .8 | .8 | 22.1 |
| **4m/s** | .0 | .0 | .0 | .0 | .0 | .0 | 1.8 | 6.2 | 4.8 | 3.0 | 1.1 | .4 | .3 | .0 | .7 | 1.1 | 19.4 |
| **5m/s** | .0 | .0 | .0 | .0 | .0 | .0 | 1.1 | 1.8 | 3.1 | 1.5 | 1.1 | 1.3 | .0 | .0 | .0 | .7 | 10.7 |
| **6m/s** | .0 | .0 | .0 | .0 | .0 | .1 | .3 | 1.1 | .4 | .6 | .7 | .7 | .4 | .0 | .0 | .0 | 4.4 |
| **7m/s** | .0 | .0 | .0 | .0 | .0 | .0 | .0 | .3 | .0 | .3 | .8 | .4 | .0 | .0 | .0 | .0 | 1.8 |
| **8m/s** | .0 | .0 | .0 | .0 | .0 | .0 | .0 | .0 | .0 | .1 | .4 | .6 | .0 | .0 | .0 | .0 | 1.1 |
| **10m/s** | .0 | .0 | .0 | .0 | .0 | .0 | .0 | .0 | .0 | .0 | .0 | .0 | .0 | .0 | .0 | .0 | .0 |
| **12m/s** | .0 | .0 | .0 | .0 | .0 | .0 | .0 | .0 | .0 | .0 | .0 | .0 | .0 | .0 | .0 | .0 | .0 |
| **14m/s** | .0 | .0 | .0 | .0 | .0 | .0 | .0 | .0 | .0 | .0 | .0 | .0 | .0 | .0 | .0 | .0 | .0 |
| **16m/s** | .0 | .0 | .0 | .0 | .0 | .0 | .0 | .0 | .0 | .0 | .0 | .0 | .0 | .0 | .0 | .0 | .0 |
| **18m/s** | .0 | .0 | .0 | .0 | .0 | .0 | .0 | .0 | .0 | .0 | .0 | .0 | .0 | .0 | .0 | .0 | .0 |
| **20m/s** | .0 | .0 | .0 | .0 | .0 | .0 | .0 | .0 | .0 | .0 | .0 | .0 | .0 | .0 | .0 | .0 | .0 |
| **25m/s** | .0 | .0 | .0 | .0 | .0 | .0 | .0 | .0 | .0 | .0 | .0 | .0 | .0 | .0 | .0 | .0 | .0 |
| **30m/s** | .0 | .0 | .0 | .0 | .0 | .0 | .0 | .0 | .0 | .0 | .0 | .0 | .0 | .0 | .0 | .0 | .0 |
| **35m/s** | .0 | .0 | .0 | .0 | .0 | .0 | .0 | .0 | .0 | .0 | .0 | .0 | .0 | .0 | .0 | .0 | .0 |
| **40m/s** | .0 | .0 | .0 | .0 | .0 | .0 | .0 | .0 | .0 | .0 | .0 | .0 | .0 | .0 | .0 | .0 | .0 |
| **100m/s** | | | | | | | | | | | | | | | | | |
| 合計 (%) | 3.8 | 2.0 | .4 | .4 | .8 | 1.8 | 18.3 | 20.4 | 15.3 | 9.8 | 5.8 | 4.4 | 2.4 | 2.3 | 2.5 | 3.9 | 94.4 |

[註**1**]: 風速介於 **3.0m/s**~ **4.0m/s** 佔 **22.1%** 。主風向 **SSE** 佔 **20.4%** 。

[註**2**]: 風速平均值 = **3.3m/s** , 風速最大值 = **9.9m/s** , 其風向爲 **WSW**。

[註**3**]: 風速小於**5m/s** 佔 **82.0%**; 介於**5**~**10m/s** 佔 **18.0%** ; 風速大於**10m/s** 佔 **.0%**。

[註**4**]: 風向介於 **N**~**E** 佔 **5.6%**;**E**~**S** 佔 **46.4%** ;**S**~**W** 佔 **30.2%** ;**W**~**N** 佔 **12.1%**; 靜風佔 **5.6%** 。

[註**5**]: 資料每小時記錄一次 , 合計 **711**筆 ( **98.8%**) , 檔名 : **W076TCW0.1HA** 。

# 表6.3.42　2007年 7月 臺中港測站 W 風速及風向聯合分佈百分比 (%) 統計表

**2007年 7月 1日 0時 ~ 2007年 7月31日23時**

| 風向<br>風速 | N | NNE | NE | ENE | E | ESE | SE | SSE | S | SSW | SW | WSW | W | WNW | NW | NNW | 合計<br>(%) |
|---|---|---|---|---|---|---|---|---|---|---|---|---|---|---|---|---|---|
| **.3m/s** | .5 | .4 | .5 | .0 | .0 | .1 | 1.2 | .8 | .4 | .1 | .4 | .4 | .1 | .1 | .1 | .0 | 5.4 |
| **1m/s** | 2.2 | 1.2 | .4 | .0 | .0 | .5 | 3.6 | 1.5 | .9 | 1.5 | .4 | .3 | .8 | .0 | .3 | .3 | 13.8 |
| **2m/s** | 1.1 | .3 | .0 | .0 | .1 | .0 | 4.6 | 2.0 | 1.7 | 1.3 | .4 | .7 | 1.2 | .7 | .9 | .3 | 15.3 |
| **3m/s** | .3 | .0 | .0 | .0 | .0 | .3 | 3.1 | 5.5 | 2.7 | 3.5 | .5 | 1.1 | 1.9 | .8 | .9 | 1.1 | 21.6 |
| **4m/s** | .0 | .0 | .0 | .0 | .0 | .1 | .9 | 5.5 | 5.2 | 3.9 | .7 | 1.1 | 1.6 | .8 | 2.0 | .7 | 22.6 |
| **5m/s** | .1 | .0 | .0 | .0 | .0 | .0 | .0 | 2.2 | 2.7 | 2.7 | 1.2 | .7 | .1 | .1 | .7 | 1.1 | 11.6 |
| **6m/s** | .0 | .0 | .0 | .0 | .0 | .0 | .0 | .0 | .7 | .4 | 1.2 | 2.2 | .0 | .0 | .3 | .5 | 5.2 |
| **7m/s** | .0 | .0 | .0 | .0 | .0 | .0 | .0 | .1 | .0 | .0 | .7 | 1.5 | .0 | .0 | .0 | .0 | 2.3 |
| **8m/s** | .0 | .0 | .0 | .0 | .0 | .0 | .0 | .0 | .0 | .0 | .3 | .5 | .0 | .0 | .0 | .0 | .8 |
| **10m/s** | .0 | .0 | .0 | .0 | .0 | .0 | .0 | .0 | .0 | .0 | .0 | .0 | .0 | .0 | .0 | .0 | .0 |
| **12m/s** | .0 | .0 | .0 | .0 | .0 | .0 | .0 | .0 | .0 | .0 | .0 | .0 | .0 | .0 | .0 | .0 | .0 |
| **14m/s** | .0 | .0 | .0 | .0 | .0 | .0 | .0 | .0 | .0 | .0 | .0 | .0 | .0 | .0 | .0 | .0 | .0 |
| **16m/s** | .0 | .0 | .0 | .0 | .0 | .0 | .0 | .0 | .0 | .0 | .0 | .0 | .0 | .0 | .0 | .0 | .0 |
| **18m/s** | .0 | .0 | .0 | .0 | .0 | .0 | .0 | .0 | .0 | .0 | .0 | .0 | .0 | .0 | .0 | .0 | .0 |
| **20m/s** | .0 | .0 | .0 | .0 | .0 | .0 | .0 | .0 | .0 | .0 | .0 | .0 | .0 | .0 | .0 | .0 | .0 |
| **25m/s** | .0 | .0 | .0 | .0 | .0 | .0 | .0 | .0 | .0 | .0 | .0 | .0 | .0 | .0 | .0 | .0 | .0 |
| **30m/s** | .0 | .0 | .0 | .0 | .0 | .0 | .0 | .0 | .0 | .0 | .0 | .0 | .0 | .0 | .0 | .0 | .0 |
| **35m/s** | .0 | .0 | .0 | .0 | .0 | .0 | .0 | .0 | .0 | .0 | .0 | .0 | .0 | .0 | .0 | .0 | .0 |
| **40m/s** | .0 | .0 | .0 | .0 | .0 | .0 | .0 | .0 | .0 | .0 | .0 | .0 | .0 | .0 | .0 | .0 | .0 |
| **100m/s** | | | | | | | | | | | | | | | | | |
| 合計 (%) | 4.2 | 1.9 | .9 | .0 | .1 | 1.1 | 13.4 | 17.6 | 14.4 | 13.4 | 5.8 | 8.3 | 5.8 | 2.6 | 5.2 | 3.9 | 98.7 |

[註**1**]: 風速介於 **4.0m/s~ 5.0m/s** 佔 **22.6%** 。主風向 **SSE** 佔 **17.6%** 。

[註**2**]: 風速平均值 **= 3.6m/s** , 風速最大值 **= 8.2m/s** , 其風向爲 **WSW**。

[註**3**]: 風速小於**5m/s** 佔 **80.1%**; 介於**5~10m/s** 佔 **19.9%** ; 風速大於**10m/s** 佔 **.0%**。

[註**4**]: 風向介於 **N~E** 佔 **6.0%**;**E~S** 佔 **38.6%** ;**S~W** 佔 **38.2%** ;**W~N** 佔 **15.9%**; 靜風佔 **1.3%** 。

[註**5**]: 資料每小時記錄一次 , 合計 **744**筆 **(100.0%)** , 檔名 **: W077TCW0.1HA** 。

# 表6.3.43　2007年 8月 臺中港測站 W 風速及風向聯合分佈百分比 (%) 統計表

**2007年 8月 1日 0時 ~ 2007年 8月31日23時**

| 風向<br>風速 | N | NNE | NE | ENE | E | ESE | SE | SSE | S | SSW | SW | WSW | W | WNW | NW | NNW | 合計<br>(%) |
|---|---|---|---|---|---|---|---|---|---|---|---|---|---|---|---|---|---|
| **.3m/s** | 1.1 | .8 | .7 | .3 | .7 | .3 | 1.5 | .9 | .5 | 1.1 | .5 | .0 | .0 | .5 | .0 | .4 | 9.3 |
| **1m/s** | 2.3 | 1.5 | .1 | .1 | .3 | 1.1 | 4.7 | 2.3 | 1.3 | 1.3 | .7 | .4 | .7 | .0 | 1.1 | .7 | 18.5 |
| **2m/s** | 2.6 | 1.3 | .0 | .0 | .0 | .3 | 2.2 | 1.7 | 1.7 | 1.2 | .4 | 1.1 | 1.3 | .3 | .7 | 1.5 | 16.3 |
| **3m/s** | 1.7 | .3 | .0 | .0 | .0 | .0 | 1.6 | 2.2 | 1.7 | .5 | .3 | 1.2 | 1.3 | .4 | 1.6 | 1.5 | 14.4 |
| **4m/s** | .8 | .1 | .0 | .0 | .0 | .1 | 1.2 | 2.7 | 2.4 | .3 | .1 | .9 | .8 | .1 | .1 | 2.4 | 12.2 |
| **5m/s** | .4 | .1 | .0 | .0 | .0 | .0 | 1.1 | 3.1 | 2.6 | .1 | .0 | 1.5 | .5 | .0 | .7 | 2.0 | 12.1 |
| **6m/s** | .1 | .0 | .0 | .0 | .0 | .0 | .7 | 2.0 | 1.2 | .3 | .0 | .0 | .0 | .0 | .3 | 1.1 | 5.6 |
| **7m/s** | .1 | .0 | .0 | .0 | .0 | .0 | .3 | 1.6 | 1.7 | .1 | .0 | .0 | .0 | .0 | .0 | .3 | 4.2 |
| **8m/s** | .4 | .0 | .0 | .0 | .0 | .0 | .3 | 2.2 | .0 | .0 | .0 | .0 | .0 | .0 | .0 | .0 | 2.8 |
| **10m/s** | .3 | .0 | .0 | .0 | .0 | .0 | .3 | .1 | .0 | .0 | .0 | .0 | .0 | .0 | .0 | .0 | .7 |
| **12m/s** | .0 | .0 | .0 | .0 | .0 | .0 | .0 | .0 | .0 | .0 | .0 | .0 | .0 | .0 | .0 | .0 | .0 |
| **14m/s** | .0 | .0 | .0 | .0 | .0 | .0 | .0 | .0 | .0 | .0 | .0 | .0 | .0 | .0 | .0 | .0 | .0 |
| **16m/s** | .0 | .0 | .0 | .0 | .0 | .0 | .0 | .0 | .0 | .0 | .0 | .0 | .0 | .0 | .0 | .0 | .0 |
| **18m/s** | .0 | .0 | .0 | .0 | .0 | .0 | .0 | .0 | .0 | .0 | .0 | .0 | .0 | .0 | .0 | .0 | .0 |
| **20m/s** | .0 | .0 | .0 | .0 | .0 | .0 | .0 | .0 | .0 | .0 | .0 | .0 | .0 | .0 | .0 | .0 | .0 |
| **25m/s** | .0 | .0 | .0 | .0 | .0 | .0 | .0 | .0 | .0 | .0 | .0 | .0 | .0 | .0 | .0 | .0 | .0 |
| **30m/s** | .0 | .0 | .0 | .0 | .0 | .0 | .0 | .0 | .0 | .0 | .0 | .0 | .0 | .0 | .0 | .0 | .0 |
| **35m/s** | .0 | .0 | .0 | .0 | .0 | .0 | .0 | .0 | .0 | .0 | .0 | .0 | .0 | .0 | .0 | .0 | .0 |
| **40m/s** | .0 | .0 | .0 | .0 | .0 | .0 | .0 | .0 | .0 | .0 | .0 | .0 | .0 | .0 | .0 | .0 | .0 |
| **100m/s** | | | | | | | | | | | | | | | | | |
| 合計 (%) | 9.8 | 4.2 | .8 | .4 | .9 | 1.7 | 13.7 | 18.8 | 13.3 | 5.0 | 2.0 | 5.1 | 4.7 | 1.3 | 4.4 | 9.8 | 96.1 |

[註**1**]: 風速介於 **1.0m/s~ 2.0m/s** 佔 **18.5%** 。主風向 **SSE** 佔 **18.8%** 。

[註**2**]: 風速平均值 **= 3.4m/s** , 風速最大值 **= 11.7m/s** , 其風向爲 **SSE**。

[註**3**]: 風速小於**5m/s** 佔 **74.6%**; 介於**5~10m/s** 佔 **24.7%** ; 風速大於**10m/s** 佔 **.7%**。

[註**4**]: 風向介於 **N~E** 佔 **13.6%**;**E~S** 佔 **40.5%** ;**S~W** 佔 **21.4%** ;**W~N** 佔 **20.7%**; 靜風佔 **3.9%** 。

[註**5**]: 資料每小時記錄一次 , 合計 **744**筆 **(100.0%)** , 檔名 : **W078TCW0.1HA** 。

# 表6.3.44　2007年 9月 臺中港測站 W 風速及風向聯合分佈百分比 (%) 統計表

**2007年 9月 1日 0時 ~ 2007年 9月30日23時**

| 風向<br>風速 | N | NNE | NE | ENE | E | ESE | SE | SSE | S | SSW | SW | WSW | W | WNW | NW | NNW | 合計<br>(%) |
|---|---|---|---|---|---|---|---|---|---|---|---|---|---|---|---|---|---|
| **.3m/s** | 1.1 | .6 | .7 | .4 | .8 | .1 | .7 | .7 | .6 | .4 | .4 | .0 | .3 | .1 | .4 | .6 | 8.0 |
| **1m/s** | 4.5 | 1.3 | .6 | .1 | .0 | .7 | 4.5 | 1.5 | .3 | .6 | .1 | .1 | .3 | .1 | .7 | .6 | 15.9 |
| **2m/s** | 6.6 | 2.4 | .0 | .0 | .0 | .3 | 4.7 | 2.0 | .6 | 1.3 | .3 | .1 | .4 | .4 | 1.4 | .6 | 20.9 |
| **3m/s** | 5.6 | 1.1 | .0 | .0 | .0 | .1 | 1.7 | .3 | .6 | .7 | .4 | .6 | .0 | .0 | .1 | 1.8 | 13.0 |
| **4m/s** | 3.8 | .1 | .0 | .0 | .0 | .1 | .4 | .4 | .4 | .1 | .0 | .4 | .0 | .0 | .0 | 2.8 | 8.7 |
| **5m/s** | 3.6 | .0 | .0 | .0 | .0 | .0 | .0 | .4 | .3 | .1 | .3 | 1.3 | .1 | .0 | .0 | 2.4 | 8.5 |
| **6m/s** | 2.8 | .0 | .0 | .0 | .0 | .0 | .0 | .1 | .1 | .0 | .0 | .0 | .3 | .0 | .0 | 2.5 | 5.9 |
| **7m/s** | 2.0 | .0 | .0 | .0 | .0 | .0 | .0 | .0 | .0 | .0 | .0 | .0 | .0 | .0 | .0 | 2.0 | 3.9 |
| **8m/s** | 3.9 | .0 | .0 | .0 | .0 | .0 | .0 | .0 | .0 | .0 | .0 | .1 | .3 | .3 | .1 | 1.8 | 6.6 |
| **10m/s** | .8 | .0 | .0 | .0 | .0 | .0 | .0 | .0 | .0 | .0 | .0 | .0 | .0 | .0 | .4 | 1.0 | 2.2 |
| **12m/s** | .1 | .0 | .0 | .0 | .0 | .0 | .0 | .0 | .0 | .0 | .0 | .0 | .0 | .0 | .3 | .8 | 1.3 |
| **14m/s** | .0 | .0 | .0 | .0 | .0 | .0 | .0 | .0 | .0 | .0 | .0 | .0 | .0 | .0 | .1 | .7 | .8 |
| **16m/s** | .0 | .0 | .0 | .0 | .0 | .0 | .0 | .0 | .0 | .0 | .0 | .0 | .0 | .0 | .0 | .1 | .1 |
| **18m/s** | .0 | .0 | .0 | .0 | .0 | .0 | .0 | .0 | .0 | .0 | .0 | .0 | .0 | .0 | .0 | .0 | .0 |
| **20m/s** | .0 | .0 | .0 | .0 | .0 | .0 | .0 | .0 | .0 | .0 | .0 | .0 | .0 | .0 | .0 | .0 | .0 |
| **25m/s** | .0 | .0 | .0 | .0 | .0 | .0 | .0 | .0 | .0 | .0 | .0 | .0 | .0 | .0 | .0 | .0 | .0 |
| **30m/s** | .0 | .0 | .0 | .0 | .0 | .0 | .0 | .0 | .0 | .0 | .0 | .0 | .0 | .0 | .0 | .0 | .0 |
| **35m/s** | .0 | .0 | .0 | .0 | .0 | .0 | .0 | .0 | .0 | .0 | .0 | .0 | .0 | .0 | .0 | .0 | .0 |
| **40m/s** | .0 | .0 | .0 | .0 | .0 | .0 | .0 | .0 | .0 | .0 | .0 | .0 | .0 | .0 | .0 | .0 | .0 |
| **100m/s** | | | | | | | | | | | | | | | | | |
| 合計 (%) | 34.8 | 5.4 | 1.3 | .6 | .8 | 1.4 | 12.0 | 5.4 | 2.8 | 3.2 | 1.5 | 2.7 | 1.7 | 1.0 | 3.6 | 17.6 | 95.8 |

[註**1**]: 風速介於 **2.0m/s~ 3.0m/s** 佔 **20.9%** 。主風向 **N** 佔 **34.8%** 。

[註**2**]: 風速平均值 **= 3.9m/s** , 風速最大值 **= 16.1m/s** , 其風向爲 **NNW**。

[註**3**]: 風速小於**5m/s** 佔 **70.7%**; 介於**5~10m/s** 佔 **24.9%** ; 風速大於**10m/s** 佔 **4.5%**。

[註**4**]: 風向介於 **N~E** 佔 **25.6%**;**E~S** 佔 **20.4%** ;**S~W** 佔 **9.9%** ;**W~N** 佔 **39.9%**; 靜風佔 **4.2%** 。

[註**5**]: 資料每小時記錄一次 , 合計 **716**筆 ( **99.4%**) , 檔名 : **W079TCW0.1HA** 。

# 表6.3.45　2007年 10月 臺中港測站 W 風速及風向聯合分佈百分比 (%) 統計表

**2007年10月 1日 0時 ~ 2007年10月31日23時**

| 風向<br>風速 | N | NNE | NE | ENE | E | ESE | SE | SSE | S | SSW | SW | WSW | W | WNW | NW | NNW | 合計<br>(%) |
|---|---|---|---|---|---|---|---|---|---|---|---|---|---|---|---|---|---|
| **.3m/s** | .4 | .0 | .1 | .1 | .1 | .1 | .5 | .3 | .0 | .1 | .1 | .1 | .0 | .3 | .0 | .3 | 2.7 |
| **1m/s** | .5 | .9 | .4 | .0 | .0 | .0 | .0 | .1 | .3 | .3 | .3 | .0 | .0 | .0 | .0 | .4 | 3.2 |
| **2m/s** | 3.5 | 1.8 | .3 | .0 | .0 | .0 | .8 | .5 | .5 | .0 | .3 | .1 | .3 | .0 | .3 | .8 | 9.2 |
| **3m/s** | 5.3 | .5 | .0 | .0 | .0 | .0 | .1 | .4 | .1 | .0 | .0 | .0 | .0 | .1 | .3 | 1.1 | 8.0 |
| **4m/s** | 7.5 | .0 | .0 | .0 | .0 | .0 | .0 | .5 | .1 | .0 | .0 | .0 | .1 | .0 | .4 | 1.6 | 10.4 |
| **5m/s** | 11.9 | .1 | .0 | .0 | .0 | .0 | .0 | 1.1 | .1 | .0 | .0 | .0 | .1 | .1 | .0 | 1.9 | 15.4 |
| **6m/s** | 13.7 | .0 | .0 | .0 | .0 | .0 | .0 | .5 | .4 | .1 | .0 | .0 | .0 | .0 | .4 | 1.2 | 16.4 |
| **7m/s** | 9.3 | .0 | .0 | .0 | .0 | .0 | .0 | .1 | .3 | .4 | .0 | .0 | .0 | .0 | .0 | .9 | 11.1 |
| **8m/s** | 9.0 | .0 | .0 | .0 | .0 | .0 | .0 | .3 | .3 | .3 | .0 | .0 | .0 | .0 | .1 | .9 | 10.9 |
| **10m/s** | 4.2 | .0 | .0 | .0 | .0 | .0 | .0 | .0 | .1 | .0 | .0 | .1 | .0 | .0 | .0 | .5 | 5.0 |
| **12m/s** | 1.1 | .0 | .0 | .0 | .0 | .0 | .0 | .0 | .0 | .0 | .1 | .1 | .1 | .0 | .1 | .3 | 1.9 |
| **14m/s** | .3 | .0 | .0 | .0 | .0 | .0 | .0 | .0 | .0 | .0 | .0 | .0 | .0 | .0 | .0 | .0 | .3 |
| **16m/s** | .3 | .0 | .0 | .0 | .0 | .0 | .0 | .0 | .0 | .0 | .0 | .0 | .0 | .0 | .0 | .5 | .8 |
| **18m/s** | .0 | .0 | .0 | .0 | .0 | .0 | .0 | .0 | .0 | .0 | .0 | .0 | .0 | .0 | .4 | .5 | .9 |
| **20m/s** | .0 | .0 | .0 | .0 | .0 | .0 | .0 | .0 | .0 | .0 | .0 | .0 | .0 | .0 | .4 | .5 | .9 |
| **25m/s** | .0 | .0 | .0 | .0 | .0 | .0 | .0 | .0 | .0 | .0 | .0 | .0 | .0 | .0 | .3 | .0 | .3 |
| **30m/s** | .0 | .0 | .0 | .0 | .0 | .0 | .0 | .0 | .0 | .0 | .0 | .0 | .0 | .0 | .0 | .0 | .0 |
| **35m/s** | .0 | .0 | .0 | .0 | .0 | .0 | .0 | .0 | .0 | .0 | .0 | .0 | .0 | .0 | .0 | .0 | .0 |
| **40m/s** | .0 | .0 | .0 | .0 | .0 | .0 | .0 | .0 | .0 | .0 | .0 | .0 | .0 | .0 | .0 | .0 | .0 |
| **100m/s** | | | | | | | | | | | | | | | | | |
| 合計 (%) | 67.0 | 3.4 | .8 | .1 | .1 | .1 | 1.5 | 3.9 | 2.3 | 1.2 | .8 | .5 | .7 | .5 | 2.7 | 11.6 | 97.3 |

[註1]: 風速介於 **6.0m/s~ 7.0m/s** 佔 **16.4%** 。主風向 **N** 佔 **67.0%** 。

[註2]: 風速平均值 = **6.1m/s** , 風速最大值 = **25.5m/s** , 其風向爲 **NW** 。

[註3]: 風速小於**5m/s** 佔 **36.1%**; 介於**5~10m/s** 佔 **53.8%** ; 風速大於**10m/s** 佔 **10.1%**。

[註4]: 風向介於 **N~E** 佔 **34.2%**;**E~S** 佔 **6.5%** ;**S~W** 佔 **4.3%** ;**W~N** 佔 **52.3%**; 靜風佔 **2.7%** 。

[註5]: 資料每小時記錄一次 , 合計 **742**筆 ( **99.7%**) , 檔名 : **W07ATCW0.1HA** 。

# 表6.3.46　2007年 11月 臺中港測站 W 風速及風向聯合分佈百分比 (%) 統計表

**2007年11月 1日 0時 ~ 2007年11月30日23時**

| 風向<br>風速 | N | NNE | NE | ENE | E | ESE | SE | SSE | S | SSW | SW | WSW | W | WNW | NW | NNW | 合計<br>(%) |
|---|---|---|---|---|---|---|---|---|---|---|---|---|---|---|---|---|---|
| **.3m/s** | .1 | .3 | .3 | .3 | .0 | .4 | .1 | .0 | .1 | .0 | .1 | .0 | .0 | .0 | .3 | .0 | 2.1 |
| **1m/s** | .8 | .4 | .0 | .0 | .0 | .0 | .1 | .1 | .1 | .0 | .0 | .0 | .0 | .0 | .0 | .1 | 1.8 |
| **2m/s** | 4.9 | .8 | .0 | .0 | .0 | .0 | .1 | .0 | .0 | .0 | .0 | .0 | .0 | .0 | .0 | .4 | 6.3 |
| **3m/s** | 5.8 | .3 | .0 | .0 | .0 | .0 | .0 | .0 | .0 | .0 | .0 | .0 | .0 | .0 | .0 | .8 | 7.0 |
| **4m/s** | 6.3 | .0 | .0 | .0 | .0 | .0 | .0 | .0 | .0 | .0 | .0 | .0 | .0 | .0 | .1 | 1.5 | 7.9 |
| **5m/s** | 8.5 | .0 | .0 | .0 | .0 | .0 | .0 | .0 | .0 | .0 | .0 | .0 | .0 | .0 | .0 | 1.3 | 9.7 |
| **6m/s** | 7.8 | .0 | .0 | .0 | .0 | .0 | .0 | .0 | .0 | .0 | .0 | .0 | .0 | .0 | .0 | .8 | 8.6 |
| **7m/s** | 11.4 | .0 | .0 | .0 | .0 | .0 | .0 | .0 | .0 | .0 | .0 | .0 | .0 | .0 | .0 | 1.4 | 12.8 |
| **8m/s** | 19.7 | .0 | .0 | .0 | .0 | .0 | .0 | .0 | .0 | .0 | .0 | .0 | .0 | .0 | .0 | 1.7 | 21.4 |
| **10m/s** | 12.0 | .0 | .0 | .0 | .0 | .0 | .0 | .0 | .0 | .0 | .0 | .0 | .0 | .0 | .0 | 1.0 | 12.9 |
| **12m/s** | 5.1 | .0 | .0 | .0 | .0 | .0 | .0 | .0 | .0 | .0 | .0 | .0 | .0 | .0 | .0 | .4 | 5.6 |
| **14m/s** | 2.1 | .0 | .0 | .0 | .0 | .0 | .0 | .0 | .0 | .0 | .0 | .0 | .0 | .0 | .0 | .0 | 2.1 |
| **16m/s** | .4 | .0 | .0 | .0 | .0 | .0 | .0 | .0 | .0 | .0 | .0 | .0 | .0 | .0 | .0 | .1 | .6 |
| **18m/s** | .0 | .0 | .0 | .0 | .0 | .0 | .0 | .0 | .0 | .0 | .0 | .0 | .0 | .0 | .0 | .0 | .0 |
| **20m/s** | .0 | .0 | .0 | .0 | .0 | .0 | .0 | .0 | .0 | .0 | .0 | .0 | .0 | .0 | .0 | .0 | .0 |
| **25m/s** | .0 | .0 | .0 | .0 | .0 | .0 | .0 | .0 | .0 | .0 | .0 | .0 | .0 | .0 | .0 | .0 | .0 |
| **30m/s** | .0 | .0 | .0 | .0 | .0 | .0 | .0 | .0 | .0 | .0 | .0 | .0 | .0 | .0 | .0 | .0 | .0 |
| **35m/s** | .0 | .0 | .0 | .0 | .0 | .0 | .0 | .0 | .0 | .0 | .0 | .0 | .0 | .0 | .0 | .0 | .0 |
| **40m/s** | .0 | .0 | .0 | .0 | .0 | .0 | .0 | .0 | .0 | .0 | .0 | .0 | .0 | .0 | .0 | .0 | .0 |
| **100m/s** | | | | | | | | | | | | | | | | | |
| 合計 (%) | 85.0 | 1.8 | .3 | .3 | .0 | .4 | .4 | .1 | .3 | .0 | .1 | .0 | .0 | .0 | .4 | 9.6 | 98.7 |

[註**1**]: 風速介於 **8.0m/s~ 10.0m/s** 佔 **21.4%** 。主風向 **N** 佔 **85.0%** 。

[註**2**]: 風速平均值 **= 7.3m/s** , 風速最大值 **= 16.3m/s** , 其風向爲 **N** 。

[註**3**]: 風速小於**5m/s** 佔 **26.3%**; 介於**5~10m/s** 佔 **52.6%** ; 風速大於**10m/s** 佔 **21.1%**。

[註**4**]: 風向介於 **N~E** 佔 **32.7%**;**E~S** 佔 **1.0%** ;**S~W** 佔 **.4%** ;**W~N** 佔 **64.7%**; 靜風佔 **1.3%** 。

[註**5**]: 資料每小時記錄一次 , 合計 **719**筆 ( **99.9%**) , 檔名 : **W07BTCW0.1HA** 。

# 表6.3.47　2007年 冬季 臺中港測站 W 風速及風向聯合分佈百分比 (%) 統計表

**2006年12月 1日 0時 ~ 2007年 2月28日23時**

| 風向<br>風速 | N | NNE | NE | ENE | E | ESE | SE | SSE | S | SSW | SW | WSW | W | WNW | NW | NNW | 合計<br>(%) |
|---|---|---|---|---|---|---|---|---|---|---|---|---|---|---|---|---|---|
| **.3m/s** | .6 | .2 | .2 | .5 | .2 | .3 | .2 | .1 | .1 | .1 | .1 | .0 | .0 | .1 | .1 | .0 | 2.9 |
| **1m/s** | 1.3 | .6 | .3 | .3 | .0 | .3 | .3 | .2 | .5 | .1 | .0 | .0 | .0 | .0 | .1 | .3 | 4.5 |
| **2m/s** | 5.3 | 1.3 | .1 | .1 | .0 | .0 | .4 | .1 | .4 | .1 | .0 | .2 | .0 | .1 | .1 | .3 | 8.6 |
| **3m/s** | 8.1 | 1.0 | .1 | .0 | .0 | .0 | .0 | .0 | .0 | .0 | .1 | .2 | .2 | .1 | .4 | 1.5 | 11.8 |
| **4m/s** | 7.7 | .6 | .1 | .0 | .0 | .0 | .0 | .0 | .0 | .0 | .0 | .0 | .0 | .0 | .4 | 3.0 | 11.9 |
| **5m/s** | 10.1 | .0 | .0 | .0 | .0 | .0 | .0 | .0 | .0 | .0 | .0 | .1 | .0 | .0 | .1 | 2.8 | 13.3 |
| **6m/s** | 9.4 | .0 | .0 | .0 | .0 | .0 | .0 | .0 | .1 | .0 | .0 | .0 | .0 | .0 | .0 | 2.3 | 11.9 |
| **7m/s** | 8.9 | .0 | .0 | .0 | .0 | .0 | .0 | .0 | .0 | .0 | .0 | .0 | .0 | .0 | .0 | 2.4 | 11.4 |
| **8m/s** | 12.2 | .0 | .0 | .0 | .0 | .0 | .0 | .0 | .0 | .0 | .0 | .0 | .0 | .0 | .0 | 4.0 | 16.2 |
| **10m/s** | 4.1 | .0 | .0 | .0 | .0 | .0 | .0 | .0 | .0 | .0 | .0 | .0 | .0 | .0 | .0 | .9 | 5.0 |
| **12m/s** | 1.0 | .0 | .0 | .0 | .0 | .0 | .0 | .0 | .0 | .0 | .0 | .0 | .0 | .0 | .0 | .1 | 1.1 |
| **14m/s** | .0 | .0 | .0 | .0 | .0 | .0 | .0 | .0 | .0 | .0 | .0 | .0 | .0 | .0 | .0 | .0 | .0 |
| **16m/s** | .0 | .0 | .0 | .0 | .0 | .0 | .0 | .0 | .0 | .0 | .0 | .0 | .0 | .0 | .0 | .0 | .0 |
| **18m/s** | .0 | .0 | .0 | .0 | .0 | .0 | .0 | .0 | .0 | .0 | .0 | .0 | .0 | .0 | .0 | .0 | .0 |
| **20m/s** | .0 | .0 | .0 | .0 | .0 | .0 | .0 | .0 | .0 | .0 | .0 | .0 | .0 | .0 | .0 | .0 | .0 |
| **25m/s** | .0 | .0 | .0 | .0 | .0 | .0 | .0 | .0 | .0 | .0 | .0 | .0 | .0 | .0 | .0 | .0 | .0 |
| **30m/s** | .0 | .0 | .0 | .0 | .0 | .0 | .0 | .0 | .0 | .0 | .0 | .0 | .0 | .0 | .0 | .0 | .0 |
| **35m/s** | .0 | .0 | .0 | .0 | .0 | .0 | .0 | .0 | .0 | .0 | .0 | .0 | .0 | .0 | .0 | .0 | .0 |
| **40m/s** | .0 | .0 | .0 | .0 | .0 | .0 | .0 | .0 | .0 | .0 | .0 | .0 | .0 | .0 | .0 | .0 | .0 |
| **100m/s** | | | | | | | | | | | | | | | | | |
| 合計 (%) | 68.7 | 3.7 | .8 | .9 | .4 | .6 | .9 | .6 | 1.1 | .3 | .3 | .6 | .3 | .3 | 1.3 | 17.7 | 98.6 |

[註1]: 風速介於 **8.0m/s~ 10.0m/s** 佔 **16.2%** 。主風向 **N** 佔 **68.7%** 。

[註2]: 風速平均值 **= 5.7m/s** , 風速最大值 **= 14.4m/s** , 其風向爲 **N** 。

[註3]: 風速小於**5m/s** 佔 **41.1%**; 介於**5~10m/s** 佔 **52.7%** ; 風速大於**10m/s** 佔 **6.2%**。

[註4]: 風向介於 **N~E** 佔 **33.2%**;**E~S** 佔 **2.7%** ;**S~W** 佔 **2.1%** ;**W~N** 佔 **60.5%**; 靜風佔 **1.4%** 。

[註5]: 資料每小時記錄一次 , 合計 **2156**筆 ( **99.8%**) , 檔名 : **W07WTCW0.1HY** 。

# 表6.3.48　2007年 春季 臺中港測站 W 風速及風向聯合分佈百分比 (%) 統計表

**2007年 3月 1日 0時 ~ 2007年 5月31日23時**

| 風向<br>風速 | N | NNE | NE | ENE | E | ESE | SE | SSE | S | SSW | SW | WSW | W | WNW | NW | NNW | 合計<br>(%) |
|---|---|---|---|---|---|---|---|---|---|---|---|---|---|---|---|---|---|
| **.3m/s** | 1.0 | .5 | .5 | .2 | .2 | .7 | 1.2 | .6 | .4 | .5 | .2 | .5 | .5 | .4 | .2 | .3 | 8.1 |
| **1m/s** | 2.5 | 1.1 | .6 | .0 | .0 | .5 | 1.8 | .6 | .9 | .9 | .3 | .3 | .6 | .3 | .3 | .7 | 11.4 |
| **2m/s** | 5.1 | 1.3 | .4 | .1 | .0 | .1 | 1.6 | .8 | 1.1 | 1.5 | .2 | .5 | .4 | .5 | .7 | 1.2 | 15.5 |
| **3m/s** | 4.9 | .6 | .0 | .0 | .0 | .0 | .8 | 1.8 | 1.2 | 1.3 | .4 | .3 | .7 | .2 | 1.1 | 2.7 | 16.0 |
| **4m/s** | 5.6 | .2 | .1 | .0 | .0 | .0 | .2 | 1.6 | 1.3 | 1.2 | .4 | .4 | .2 | .0 | .8 | 3.5 | 15.4 |
| **5m/s** | 5.5 | .1 | .0 | .0 | .0 | .0 | .0 | .5 | .5 | .7 | .7 | .4 | .1 | .0 | .5 | 3.0 | 11.9 |
| **6m/s** | 3.1 | .1 | .0 | .0 | .0 | .0 | .0 | .0 | .0 | .1 | .5 | .5 | .0 | .0 | .0 | 1.9 | 6.4 |
| **7m/s** | 3.0 | .0 | .0 | .0 | .0 | .0 | .0 | .0 | .0 | .0 | .1 | .2 | .0 | .0 | .0 | .9 | 4.2 |
| **8m/s** | 3.6 | .0 | .0 | .0 | .0 | .0 | .0 | .0 | .0 | .0 | .0 | .0 | .0 | .0 | .0 | .7 | 4.4 |
| **10m/s** | 1.0 | .0 | .0 | .0 | .0 | .0 | .0 | .0 | .0 | .0 | .0 | .0 | .0 | .0 | .0 | .4 | 1.4 |
| **12m/s** | .1 | .0 | .0 | .0 | .0 | .0 | .0 | .0 | .0 | .0 | .0 | .0 | .0 | .0 | .0 | .0 | .2 |
| **14m/s** | .0 | .0 | .0 | .0 | .0 | .0 | .0 | .0 | .0 | .0 | .0 | .0 | .0 | .0 | .0 | .0 | .1 |
| **16m/s** | .0 | .0 | .0 | .0 | .0 | .0 | .0 | .0 | .0 | .0 | .0 | .0 | .0 | .0 | .0 | .0 | .0 |
| **18m/s** | .0 | .0 | .0 | .0 | .0 | .0 | .0 | .0 | .0 | .0 | .0 | .0 | .0 | .0 | .0 | .0 | .0 |
| **20m/s** | .0 | .0 | .0 | .0 | .0 | .0 | .0 | .0 | .0 | .0 | .0 | .0 | .0 | .0 | .0 | .0 | .0 |
| **25m/s** | .0 | .0 | .0 | .0 | .0 | .0 | .0 | .0 | .0 | .0 | .0 | .0 | .0 | .0 | .0 | .0 | .0 |
| **30m/s** | .0 | .0 | .0 | .0 | .0 | .0 | .0 | .0 | .0 | .0 | .0 | .0 | .0 | .0 | .0 | .0 | .0 |
| **35m/s** | .0 | .0 | .0 | .0 | .0 | .0 | .0 | .0 | .0 | .0 | .0 | .0 | .0 | .0 | .0 | .0 | .0 |
| **40m/s** | .0 | .0 | .0 | .0 | .0 | .0 | .0 | .0 | .0 | .0 | .0 | .0 | .0 | .0 | .0 | .0 | .0 |
| **100m/s** | | | | | | | | | | | | | | | | | |
| 合計 (%) | 35.4 | 4.0 | 1.6 | .4 | .3 | 1.2 | 5.6 | 6.0 | 5.5 | 6.3 | 2.8 | 3.1 | 2.4 | 1.4 | 3.7 | 15.4 | 95.1 |

[註**1**]: 風速介於 **3.0m/s~ 4.0m/s** 佔 **16.0%** 。主風向 **N** 佔 **35.4%** 。

[註**2**]: 風速平均值 **= 3.8m/s** , 風速最大值 **= 15.4m/s** , 其風向爲 **NW** 。

[註**3**]: 風速小於**5m/s** 佔 **71.4%**; 介於**5~10m/s** 佔 **27.0%** ; 風速大於**10m/s** 佔 **1.6%**。

[註**4**]: 風向介於 **N~E** 佔 **25.6%**;**E~S** 佔 **14.6%** ;**S~W** 佔 **16.8%** ;**W~N** 佔 **38.0%**; 靜風佔 **4.9%** 。

[註**5**]: 資料每小時記錄一次 , 合計 **2195**筆 ( **99.4%**) , 檔名 : **W07NTCW0.1HY** 。

# 表6.3.49　2007年 夏季 臺中港測站 W 風速及風向聯合分佈百分比 (%) 統計表

**2007年 6月 1日 0時 ~ 2007年 8月31日23時**

| 風向<br>風速 | N | NNE | NE | ENE | E | ESE | SE | SSE | S | SSW | SW | WSW | W | WNW | NW | NNW | 合計<br>(%) |
|---|---|---|---|---|---|---|---|---|---|---|---|---|---|---|---|---|---|
| **.3m/s** | .8 | .7 | .5 | .1 | .3 | .4 | 1.2 | 1.1 | .7 | .7 | .4 | .3 | .0 | .4 | .1 | .3 | 8.0 |
| **1m/s** | 1.9 | 1.2 | .2 | .1 | .3 | .6 | 3.9 | 1.5 | 1.1 | 1.1 | .4 | .3 | .5 | .1 | .5 | .4 | 14.2 |
| **2m/s** | 1.6 | .6 | .0 | .0 | .0 | .1 | 4.0 | 2.2 | 1.5 | 1.2 | .5 | .7 | 1.2 | .5 | .8 | .8 | 15.7 |
| **3m/s** | .9 | .1 | .0 | .0 | .0 | .2 | 3.4 | 4.5 | 2.7 | 2.0 | .5 | .8 | 1.3 | .8 | 1.1 | 1.1 | 19.3 |
| **4m/s** | .3 | .0 | .0 | .0 | .0 | .1 | 1.3 | 4.8 | 4.1 | 2.4 | .6 | .8 | .9 | .3 | 1.0 | 1.4 | 18.1 |
| **5m/s** | .2 | .0 | .0 | .0 | .0 | .0 | .7 | 2.4 | 2.8 | 1.5 | .8 | 1.1 | .2 | .0 | .5 | 1.3 | 11.5 |
| **6m/s** | .0 | .0 | .0 | .0 | .0 | .0 | .3 | 1.0 | .8 | .4 | .6 | 1.0 | .1 | .0 | .2 | .5 | 5.1 |
| **7m/s** | .0 | .0 | .0 | .0 | .0 | .0 | .1 | .7 | .6 | .1 | .5 | .6 | .0 | .0 | .0 | .1 | 2.8 |
| **8m/s** | .1 | .0 | .0 | .0 | .0 | .0 | .1 | .7 | .0 | .0 | .2 | .4 | .0 | .0 | .0 | .0 | 1.6 |
| **10m/s** | .1 | .0 | .0 | .0 | .0 | .0 | .1 | .0 | .0 | .0 | .0 | .0 | .0 | .0 | .0 | .0 | .2 |
| **12m/s** | .0 | .0 | .0 | .0 | .0 | .0 | .0 | .0 | .0 | .0 | .0 | .0 | .0 | .0 | .0 | .0 | .0 |
| **14m/s** | .0 | .0 | .0 | .0 | .0 | .0 | .0 | .0 | .0 | .0 | .0 | .0 | .0 | .0 | .0 | .0 | .0 |
| **16m/s** | .0 | .0 | .0 | .0 | .0 | .0 | .0 | .0 | .0 | .0 | .0 | .0 | .0 | .0 | .0 | .0 | .0 |
| **18m/s** | .0 | .0 | .0 | .0 | .0 | .0 | .0 | .0 | .0 | .0 | .0 | .0 | .0 | .0 | .0 | .0 | .0 |
| **20m/s** | .0 | .0 | .0 | .0 | .0 | .0 | .0 | .0 | .0 | .0 | .0 | .0 | .0 | .0 | .0 | .0 | .0 |
| **25m/s** | .0 | .0 | .0 | .0 | .0 | .0 | .0 | .0 | .0 | .0 | .0 | .0 | .0 | .0 | .0 | .0 | .0 |
| **30m/s** | .0 | .0 | .0 | .0 | .0 | .0 | .0 | .0 | .0 | .0 | .0 | .0 | .0 | .0 | .0 | .0 | .0 |
| **35m/s** | .0 | .0 | .0 | .0 | .0 | .0 | .0 | .0 | .0 | .0 | .0 | .0 | .0 | .0 | .0 | .0 | .0 |
| **40m/s** | .0 | .0 | .0 | .0 | .0 | .0 | .0 | .0 | .0 | .0 | .0 | .0 | .0 | .0 | .0 | .0 | .0 |
| **100m/s** | | | | | | | | | | | | | | | | | |
| 合計 (%) | 6.0 | 2.7 | .7 | .3 | .6 | 1.5 | 15.1 | 18.9 | 14.3 | 9.4 | 4.5 | 6.0 | 4.3 | 2.0 | 4.1 | 5.9 | 96.4 |

[註**1**]: 風速介於 **3.0m/s**~ **4.0m/s** 佔 **19.3%** 。主風向 **SSE** 佔 **18.9%** 。

[註**2**]: 風速平均值 = **3.4m/s** , 風速最大值 = **11.7m/s** , 其風向爲 **SSE**。

[註**3**]: 風速小於**5m/s** 佔 **78.9%**; 介於**5**~**10m/s** 佔 **20.9%** ; 風速大於**10m/s** 佔 **.2%**。

[註**4**]: 風向介於 **N**~**E** 佔 **8.5%**;**E**~**S** 佔 **41.7%** ;**S**~**W** 佔 **29.9%** ;**W**~**N** 佔 **16.3%**; 靜風佔 **3.6%** 。

[註**5**]: 資料每小時記錄一次 , 合計 **2199**筆 ( **99.6%**) , 檔名 : **W07STCW0.1HY** 。

# 表6.3.50　2007年 秋季 臺中港測站 W 風速及風向聯合分佈百分比 (%) 統計表

**2007年 9月 1日 0時 ~ 2007年11月30日23時**

| 風向<br>風速 | N | NNE | NE | ENE | E | ESE | SE | SSE | S | SSW | SW | WSW | W | WNW | NW | NNW | 合計<br>(%) |
|---|---|---|---|---|---|---|---|---|---|---|---|---|---|---|---|---|---|
| **.3m/s** | .6 | .3 | .4 | .3 | .3 | .2 | .5 | .3 | .2 | .2 | .2 | .0 | .1 | .1 | .2 | .3 | 4.2 |
| **1m/s** | 1.9 | .9 | .3 | .0 | .0 | .2 | 1.5 | .6 | .2 | .3 | .1 | .0 | .1 | .0 | .2 | .4 | 6.9 |
| **2m/s** | 5.0 | 1.7 | .1 | .0 | .0 | .1 | 1.9 | .8 | .4 | .4 | .2 | .1 | .2 | .1 | .6 | .6 | 12.1 |
| **3m/s** | 5.6 | .6 | .0 | .0 | .0 | .0 | .6 | .2 | .2 | .2 | .1 | .2 | .0 | .0 | .1 | 1.2 | 9.3 |
| **4m/s** | 5.9 | .0 | .0 | .0 | .0 | .0 | .1 | .3 | .2 | .0 | .0 | .1 | .0 | .0 | .2 | 2.0 | 9.0 |
| **5m/s** | 8.0 | .0 | .0 | .0 | .0 | .0 | .0 | .5 | .1 | .0 | .1 | .4 | .1 | .0 | .0 | 1.8 | 11.3 |
| **6m/s** | 8.2 | .0 | .0 | .0 | .0 | .0 | .0 | .2 | .2 | .0 | .0 | .0 | .1 | .0 | .1 | 1.5 | 10.4 |
| **7m/s** | 7.6 | .0 | .0 | .0 | .0 | .0 | .0 | .0 | .1 | .1 | .0 | .0 | .0 | .0 | .0 | 1.4 | 9.3 |
| **8m/s** | 10.9 | .0 | .0 | .0 | .0 | .0 | .0 | .1 | .1 | .1 | .0 | .0 | .1 | .1 | .1 | 1.5 | 13.0 |
| **10m/s** | 5.6 | .0 | .0 | .0 | .0 | .0 | .0 | .0 | .0 | .0 | .0 | .0 | .0 | .0 | .1 | .8 | 6.7 |
| **12m/s** | 2.1 | .0 | .0 | .0 | .0 | .0 | .0 | .0 | .0 | .0 | .0 | .0 | .0 | .0 | .1 | .5 | 2.9 |
| **14m/s** | .8 | .0 | .0 | .0 | .0 | .0 | .0 | .0 | .0 | .0 | .0 | .0 | .0 | .0 | .0 | .2 | 1.1 |
| **16m/s** | .2 | .0 | .0 | .0 | .0 | .0 | .0 | .0 | .0 | .0 | .0 | .0 | .0 | .0 | .0 | .3 | .5 |
| **18m/s** | .0 | .0 | .0 | .0 | .0 | .0 | .0 | .0 | .0 | .0 | .0 | .0 | .0 | .0 | .1 | .2 | .3 |
| **20m/s** | .0 | .0 | .0 | .0 | .0 | .0 | .0 | .0 | .0 | .0 | .0 | .0 | .0 | .0 | .1 | .2 | .3 |
| **25m/s** | .0 | .0 | .0 | .0 | .0 | .0 | .0 | .0 | .0 | .0 | .0 | .0 | .0 | .0 | .1 | .0 | .1 |
| **30m/s** | .0 | .0 | .0 | .0 | .0 | .0 | .0 | .0 | .0 | .0 | .0 | .0 | .0 | .0 | .0 | .0 | .0 |
| **35m/s** | .0 | .0 | .0 | .0 | .0 | .0 | .0 | .0 | .0 | .0 | .0 | .0 | .0 | .0 | .0 | .0 | .0 |
| **40m/s** | .0 | .0 | .0 | .0 | .0 | .0 | .0 | .0 | .0 | .0 | .0 | .0 | .0 | .0 | .0 | .0 | .0 |
| **100m/s** | | | | | | | | | | | | | | | | | |
| 合計 (%) | 62.3 | 3.5 | .8 | .3 | .3 | .6 | 4.6 | 3.2 | 1.8 | 1.5 | .8 | 1.1 | .8 | .5 | 2.3 | 12.9 | 97.3 |

[註1]: 風速介於 **8.0m/s~ 10.0m/s** 佔 **13.0%** 。主風向 **N** 佔 **62.3%** 。

[註2]: 風速平均值 = **5.8m/s** , 風速最大值 = **25.5m/s** , 其風向爲 **NW** 。

[註3]: 風速小於**5m/s** 佔 **44.2%**; 介於**5~10m/s** 佔 **43.9%** ; 風速大於**10m/s** 佔 **11.9%**。

[註4]: 風向介於 **N~E** 佔 **30.9%**;**E~S** 佔 **9.2%** ;**S~W** 佔 **4.9%** ;**W~N** 佔 **52.3%**; 靜風佔 **2.7%** 。

[註5]: 資料每小時記錄一次 , 合計 **2177**筆 ( **99.7%**) , 檔名 : **W07FTCW0.1HY** 。

# 表6.3.51　2007年 整年 臺中港測站 W 風速及風向聯合分佈百分比 (%) 統計表

**2006年12月 1日 0時 ~ 2007年11月30日23時**

| 風向<br>風速 | N | NNE | NE | ENE | E | ESE | SE | SSE | S | SSW | SW | WSW | W | WNW | NW | NNW | 合計<br>(%) |
|---|---|---|---|---|---|---|---|---|---|---|---|---|---|---|---|---|---|
| **.3m/s** | .8 | .4 | .4 | .3 | .3 | .4 | .8 | .6 | .4 | .4 | .2 | .2 | .1 | .2 | .2 | .2 | 5.8 |
| **1m/s** | 1.9 | 1.0 | .4 | .1 | .1 | .4 | 1.9 | .7 | .7 | .6 | .2 | .2 | .3 | .1 | .3 | .4 | 9.3 |
| **2m/s** | 4.3 | 1.2 | .1 | .1 | .0 | .1 | 2.0 | 1.0 | .8 | .8 | .2 | .4 | .5 | .3 | .5 | .7 | 13.0 |
| **3m/s** | 4.8 | .6 | .0 | .0 | .0 | .1 | 1.2 | 1.6 | 1.1 | .9 | .3 | .4 | .5 | .3 | .7 | 1.7 | 14.1 |
| **4m/s** | 4.9 | .2 | .0 | .0 | .0 | .0 | .4 | 1.7 | 1.4 | .9 | .3 | .3 | .3 | .1 | .6 | 2.5 | 13.6 |
| **5m/s** | 5.9 | .1 | .0 | .0 | .0 | .0 | .2 | .9 | .9 | .6 | .4 | .5 | .1 | .0 | .3 | 2.2 | 12.0 |
| **6m/s** | 5.2 | .0 | .0 | .0 | .0 | .0 | .1 | .3 | .3 | .1 | .3 | .4 | .1 | .0 | .1 | 1.6 | 8.4 |
| **7m/s** | 4.9 | .0 | .0 | .0 | .0 | .0 | .0 | .2 | .2 | .1 | .1 | .2 | .0 | .0 | .0 | 1.2 | 6.9 |
| **8m/s** | 6.7 | .0 | .0 | .0 | .0 | .0 | .0 | .2 | .0 | .0 | .1 | .1 | .0 | .0 | .0 | 1.5 | 8.7 |
| **10m/s** | 2.7 | .0 | .0 | .0 | .0 | .0 | .0 | .0 | .0 | .0 | .0 | .0 | .0 | .0 | .0 | .5 | 3.3 |
| **12m/s** | .8 | .0 | .0 | .0 | .0 | .0 | .0 | .0 | .0 | .0 | .0 | .0 | .0 | .0 | .0 | .2 | 1.0 |
| **14m/s** | .2 | .0 | .0 | .0 | .0 | .0 | .0 | .0 | .0 | .0 | .0 | .0 | .0 | .0 | .0 | .1 | .3 |
| **16m/s** | .1 | .0 | .0 | .0 | .0 | .0 | .0 | .0 | .0 | .0 | .0 | .0 | .0 | .0 | .0 | .1 | .1 |
| **18m/s** | .0 | .0 | .0 | .0 | .0 | .0 | .0 | .0 | .0 | .0 | .0 | .0 | .0 | .0 | .0 | .0 | .1 |
| **20m/s** | .0 | .0 | .0 | .0 | .0 | .0 | .0 | .0 | .0 | .0 | .0 | .0 | .0 | .0 | .0 | .0 | .1 |
| **25m/s** | .0 | .0 | .0 | .0 | .0 | .0 | .0 | .0 | .0 | .0 | .0 | .0 | .0 | .0 | .0 | .0 | .0 |
| **30m/s** | .0 | .0 | .0 | .0 | .0 | .0 | .0 | .0 | .0 | .0 | .0 | .0 | .0 | .0 | .0 | .0 | .0 |
| **35m/s** | .0 | .0 | .0 | .0 | .0 | .0 | .0 | .0 | .0 | .0 | .0 | .0 | .0 | .0 | .0 | .0 | .0 |
| **40m/s** | .0 | .0 | .0 | .0 | .0 | .0 | .0 | .0 | .0 | .0 | .0 | .0 | .0 | .0 | .0 | .0 | .0 |
| **100m/s** | | | | | | | | | | | | | | | | | |
| 合計 (%) | 42.9 | 3.5 | 1.0 | .5 | .4 | 1.0 | 6.6 | 7.2 | 5.7 | 4.4 | 2.1 | 2.7 | 2.0 | 1.1 | 2.8 | 13.0 | 96.8 |

[註**1**]: 風速介於 **3.0m/s~ 4.0m/s** 佔 **14.1%** 。主風向 **N** 佔 **42.9%** 。

[註**2**]: 風速平均值 **= 4.7m/s** , 風速最大值 **= 25.5m/s** , 其風向爲 **NW** 。

[註**3**]: 風速小於**5m/s** 佔 **59.0%**; 介於**5~10m/s** 佔 **36.0%** ; 風速大於**10m/s** 佔 **5.0%**。

[註**4**]: 風向介於 **N~E** 佔 **24.5%**;**E~S** 佔 **17.2%** ;**S~W** 佔 **13.5%** ;**W~N** 佔 **41.7%**; 靜風佔 **3.2%** 。

[註**5**]: 資料每小時記錄一次 , 合計 **8727**筆 ( **99.6%**) , 檔名 : **W070TCW0.1HY** 。

# 表6.3.52　歷年 12月 臺中港測站 W 風速及風向聯合分佈百分比 (%) 統計表

**1996年12月 1日 0時 ~ 2006年12月31日23時**

| 風向<br>風速 | N | NNE | NE | ENE | E | ESE | SE | SSE | S | SSW | SW | WSW | W | WNW | NW | NNW | 合計<br>(%) |
|---|---|---|---|---|---|---|---|---|---|---|---|---|---|---|---|---|---|
| **.3m/s** | .1 | .2 | .1 | .2 | .3 | .2 | .1 | .0 | .1 | .0 | .0 | .1 | .0 | .1 | .1 | .1 | 1.6 |
| **1m/s** | 1.0 | .7 | .3 | .3 | .3 | .5 | .6 | .1 | .1 | .1 | .1 | .1 | .1 | .0 | .0 | .3 | 4.5 |
| **2m/s** | 3.3 | 2.0 | .6 | .1 | .0 | .0 | .2 | .1 | .0 | .0 | .0 | .0 | .0 | .1 | .2 | .5 | 7.1 |
| **3m/s** | 6.5 | 3.3 | 1.4 | .0 | .0 | .0 | .0 | .1 | .0 | .0 | .0 | .0 | .0 | .0 | .3 | 1.0 | 12.7 |
| **4m/s** | 7.1 | 2.2 | .7 | .0 | .0 | .0 | .0 | .0 | .0 | .0 | .0 | .0 | .0 | .0 | .1 | 1.3 | 11.6 |
| **5m/s** | 7.7 | 2.0 | .1 | .0 | .0 | .0 | .0 | .0 | .0 | .0 | .0 | .0 | .0 | .0 | .0 | 1.3 | 11.1 |
| **6m/s** | 7.5 | 1.6 | .0 | .0 | .0 | .0 | .0 | .0 | .0 | .0 | .0 | .0 | .0 | .0 | .0 | 1.2 | 10.4 |
| **7m/s** | 7.8 | 1.6 | .1 | .0 | .0 | .0 | .0 | .0 | .0 | .0 | .0 | .0 | .0 | .0 | .0 | 1.3 | 10.8 |
| **8m/s** | 13.3 | 2.0 | .0 | .0 | .0 | .0 | .0 | .0 | .0 | .0 | .0 | .0 | .0 | .0 | .0 | 2.6 | 17.9 |
| **10m/s** | 6.4 | 1.6 | .0 | .0 | .0 | .0 | .0 | .0 | .0 | .0 | .0 | .0 | .0 | .0 | .0 | .9 | 9.0 |
| **12m/s** | 1.3 | .8 | .0 | .0 | .0 | .0 | .0 | .0 | .0 | .0 | .0 | .0 | .0 | .0 | .0 | .2 | 2.3 |
| **14m/s** | .3 | .1 | .0 | .0 | .0 | .0 | .0 | .0 | .0 | .0 | .0 | .0 | .0 | .0 | .0 | .0 | .3 |
| **16m/s** | .0 | .0 | .0 | .0 | .0 | .0 | .0 | .0 | .0 | .0 | .0 | .0 | .0 | .0 | .0 | .0 | .0 |
| **18m/s** | .0 | .0 | .0 | .0 | .0 | .0 | .0 | .0 | .0 | .0 | .0 | .0 | .0 | .0 | .0 | .0 | .0 |
| **20m/s** | .0 | .0 | .0 | .0 | .0 | .0 | .0 | .0 | .0 | .0 | .0 | .0 | .0 | .0 | .0 | .0 | .0 |
| **25m/s** | .0 | .0 | .0 | .0 | .0 | .0 | .0 | .0 | .0 | .0 | .0 | .0 | .0 | .0 | .0 | .0 | .0 |
| **30m/s** | .0 | .0 | .0 | .0 | .0 | .0 | .0 | .0 | .0 | .0 | .0 | .0 | .0 | .0 | .0 | .0 | .0 |
| **35m/s** | .0 | .0 | .0 | .0 | .0 | .0 | .0 | .0 | .0 | .0 | .0 | .0 | .0 | .0 | .0 | .0 | .0 |
| **40m/s** | .0 | .0 | .0 | .0 | .0 | .0 | .0 | .0 | .0 | .0 | .0 | .0 | .0 | .0 | .0 | .0 | .0 |
| **100m/s** | | | | | | | | | | | | | | | | | |
| 合計 (%) | 62.2 | 18.1 | 3.3 | .6 | .7 | .7 | 1.0 | .3 | .2 | .1 | .1 | .2 | .1 | .2 | .7 | 10.8 | 99.3 |

[註**1**]: 風速介於 **8.0m/s~ 10.0m/s** 佔 **17.9%** 。主風向 **N** 佔 **62.2%** 。

[註**2**]: 風速平均值 **= 6.2m/s** , 風速最大值 **= 16.5m/s** , 其風向爲 **NNE**。

[註**3**]: 風速小於**5m/s** 佔 **38.2%**; 介於**5~10m/s** 佔 **50.2%** ; 風速大於**10m/s** 佔 **11.6%**。

[註**4**]: 風向介於 **N~E** 佔 **54.7%**;**E~S** 佔 **2.4%** ;**S~W** 佔 **.7%** ;**W~N** 佔 **41.5%**; 靜風佔 **.7%** 。

[註**5**]: 資料每小時記錄一次 , 合計 **2972**筆 ( **99.9%**) , 檔名 : **W44CTCW0.1HY** 。

# 表6.3.53　歷年 1月 臺中港測站 W 風速及風向聯合分佈百分比 (%) 統計表

**1996年 1月 1日 0時 ~ 2007年 1月31日23時**

| 風向<br>風速 | N | NNE | NE | ENE | E | ESE | SE | SSE | S | SSW | SW | WSW | W | WNW | NW | NNW | 合計<br>(%) |
|---|---|---|---|---|---|---|---|---|---|---|---|---|---|---|---|---|---|
| **.3m/s** | .2 | .1 | .1 | .1 | .2 | .2 | .1 | .1 | .0 | .1 | .0 | .0 | .0 | .0 | .0 | .1 | 1.4 |
| **1m/s** | .7 | .4 | .4 | .3 | .3 | .5 | .2 | .0 | .1 | .1 | .0 | .0 | .0 | .0 | .1 | .3 | 3.4 |
| **2m/s** | 2.7 | 1.5 | .8 | .1 | .0 | .1 | .1 | .0 | .0 | .0 | .0 | .0 | .0 | .0 | .2 | .7 | 6.4 |
| **3m/s** | 5.0 | 2.7 | .3 | .0 | .0 | .0 | .0 | .0 | .0 | .0 | .0 | .0 | .0 | .0 | .3 | 1.2 | 9.6 |
| **4m/s** | 7.0 | 1.9 | .1 | .0 | .0 | .0 | .0 | .0 | .0 | .0 | .0 | .0 | .0 | .0 | .1 | 1.9 | 11.0 |
| **5m/s** | 8.2 | 1.2 | .0 | .0 | .0 | .0 | .0 | .0 | .0 | .0 | .0 | .0 | .0 | .0 | .1 | 2.0 | 11.6 |
| **6m/s** | 10.6 | 1.3 | .0 | .0 | .0 | .0 | .0 | .0 | .0 | .0 | .0 | .0 | .0 | .0 | .0 | 1.9 | 13.8 |
| **7m/s** | 10.1 | 1.1 | .0 | .0 | .0 | .0 | .0 | .0 | .0 | .0 | .0 | .0 | .0 | .0 | .0 | 1.4 | 12.5 |
| **8m/s** | 15.5 | .9 | .0 | .0 | .0 | .0 | .0 | .0 | .0 | .0 | .0 | .0 | .0 | .0 | .0 | 2.7 | 19.1 |
| **10m/s** | 6.7 | .3 | .0 | .0 | .0 | .0 | .0 | .0 | .0 | .0 | .0 | .0 | .0 | .0 | .0 | 1.4 | 8.4 |
| **12m/s** | 1.3 | .1 | .0 | .0 | .0 | .0 | .0 | .0 | .0 | .0 | .0 | .0 | .0 | .0 | .0 | .4 | 1.8 |
| **14m/s** | .2 | .0 | .0 | .0 | .0 | .0 | .0 | .0 | .0 | .0 | .0 | .0 | .0 | .0 | .0 | .0 | .3 |
| **16m/s** | .0 | .0 | .0 | .0 | .0 | .0 | .0 | .0 | .0 | .0 | .0 | .0 | .0 | .0 | .0 | .0 | .0 |
| **18m/s** | .0 | .0 | .0 | .0 | .0 | .0 | .0 | .0 | .0 | .0 | .0 | .0 | .0 | .0 | .0 | .0 | .0 |
| **20m/s** | .0 | .0 | .0 | .0 | .0 | .0 | .0 | .0 | .0 | .0 | .0 | .0 | .0 | .0 | .0 | .0 | .0 |
| **25m/s** | .0 | .0 | .0 | .0 | .0 | .0 | .0 | .0 | .0 | .0 | .0 | .0 | .0 | .0 | .0 | .0 | .0 |
| **30m/s** | .0 | .0 | .0 | .0 | .0 | .0 | .0 | .0 | .0 | .0 | .0 | .0 | .0 | .0 | .0 | .0 | .0 |
| **35m/s** | .0 | .0 | .0 | .0 | .0 | .0 | .0 | .0 | .0 | .0 | .0 | .0 | .0 | .0 | .0 | .0 | .0 |
| **40m/s** | .0 | .0 | .0 | .0 | .0 | .0 | .0 | .0 | .0 | .0 | .0 | .0 | .0 | .0 | .0 | .0 | .0 |
| **100m/s** | | | | | | | | | | | | | | | | | |
| 合計 (%) | 68.4 | 11.3 | 1.6 | .6 | .5 | .8 | .4 | .2 | .1 | .2 | .1 | .1 | .1 | .1 | .8 | 13.9 | 99.4 |

[註**1**]: 風速介於 **8.0m/s~ 10.0m/s** 佔 **19.1%** 。主風向 **N** 佔 **68.4%** 。

[註**2**]: 風速平均值 **= 6.4m/s** , 風速最大值 **= 16.2m/s** , 其風向爲 **N** 。

[註**3**]: 風速小於**5m/s** 佔 **32.4%**; 介於**5~10m/s** 佔 **57.1%** ; 風速大於**10m/s** 佔 **10.5%**。

[註**4**]: 風向介於 **N~E** 佔 **54.2%**;**E~S** 佔 **1.9%** ;**S~W** 佔 **.6%** ;**W~N** 佔 **42.8%**; 靜風佔 **.6%** 。

[註**5**]: 資料每小時記錄一次 , 合計 **4273**筆 ( **95.7%**) , 檔名 : **W441TCW0.1HY** 。

# 表6.3.54　歷年 2月 臺中港測站 W 風速及風向聯合分佈百分比 (%) 統計表

**1996年 2月 1日 0時 ~ 2007年 2月28日23時**

| 風向<br>風速 | N | NNE | NE | ENE | E | ESE | SE | SSE | S | SSW | SW | WSW | W | WNW | NW | NNW | 合計<br>(%) |
|---|---|---|---|---|---|---|---|---|---|---|---|---|---|---|---|---|---|
| **.3m/s** | .5 | .3 | .2 | .3 | .3 | .2 | .2 | .2 | .4 | .1 | .1 | .1 | .0 | .1 | .1 | .2 | 3.4 |
| **1m/s** | 1.4 | .7 | .4 | .3 | .2 | .4 | .7 | .3 | .4 | .2 | .1 | .1 | .2 | .3 | .3 | .5 | 6.7 |
| **2m/s** | 3.9 | 1.3 | .3 | .0 | .1 | .1 | .7 | .4 | .6 | .4 | .1 | .2 | .1 | .2 | .5 | .8 | 9.8 |
| **3m/s** | 5.8 | 1.3 | .1 | .0 | .0 | .1 | .3 | .2 | .2 | .1 | .1 | .2 | .2 | .3 | .8 | 1.9 | 11.5 |
| **4m/s** | 6.1 | .9 | .0 | .0 | .1 | .0 | .2 | .2 | .0 | .1 | .0 | .1 | .0 | .0 | .4 | 2.6 | 10.8 |
| **5m/s** | 7.5 | .6 | .0 | .0 | .0 | .0 | .0 | .1 | .1 | .1 | .0 | .1 | .0 | .0 | .1 | 2.0 | 10.8 |
| **6m/s** | 6.5 | .9 | .0 | .0 | .0 | .0 | .0 | .0 | .1 | .0 | .0 | .0 | .0 | .0 | .1 | 1.4 | 9.2 |
| **7m/s** | 7.6 | .6 | .0 | .0 | .0 | .0 | .0 | .0 | .0 | .1 | .0 | .0 | .0 | .0 | .0 | 1.3 | 9.7 |
| **8m/s** | 12.8 | .8 | .0 | .0 | .0 | .0 | .0 | .0 | .1 | .0 | .1 | .0 | .0 | .0 | .0 | 1.5 | 15.3 |
| **10m/s** | 6.4 | .8 | .0 | .0 | .0 | .0 | .0 | .0 | .0 | .0 | .0 | .0 | .0 | .0 | .0 | 1.0 | 8.2 |
| **12m/s** | 1.8 | .5 | .0 | .0 | .0 | .0 | .0 | .0 | .0 | .0 | .0 | .0 | .0 | .0 | .0 | .4 | 2.7 |
| **14m/s** | .4 | .0 | .0 | .0 | .0 | .0 | .0 | .0 | .0 | .0 | .0 | .0 | .0 | .0 | .0 | .0 | .5 |
| **16m/s** | .0 | .0 | .0 | .0 | .0 | .0 | .0 | .0 | .0 | .0 | .0 | .0 | .0 | .0 | .0 | .0 | .0 |
| **18m/s** | .0 | .0 | .0 | .0 | .0 | .0 | .0 | .0 | .0 | .0 | .0 | .0 | .0 | .0 | .0 | .0 | .0 |
| **20m/s** | .0 | .0 | .0 | .0 | .0 | .0 | .0 | .0 | .0 | .0 | .0 | .0 | .0 | .0 | .0 | .0 | .0 |
| **25m/s** | .0 | .0 | .0 | .0 | .0 | .0 | .0 | .0 | .0 | .0 | .0 | .0 | .0 | .0 | .0 | .0 | .0 |
| **30m/s** | .0 | .0 | .0 | .0 | .0 | .0 | .0 | .0 | .0 | .0 | .0 | .0 | .0 | .0 | .0 | .0 | .0 |
| **35m/s** | .0 | .0 | .0 | .0 | .0 | .0 | .0 | .0 | .0 | .0 | .0 | .0 | .0 | .0 | .0 | .0 | .0 |
| **40m/s** | .0 | .0 | .0 | .0 | .0 | .0 | .0 | .0 | .0 | .0 | .0 | .0 | .0 | .0 | .0 | .0 | .0 |
| **100m/s** | | | | | | | | | | | | | | | | | |
| 合計 (%) | 60.7 | 8.8 | 1.1 | .7 | .7 | 1.0 | 2.1 | 1.5 | 1.9 | 1.3 | .6 | 1.0 | .7 | .9 | 2.2 | 13.7 | 98.8 |

[註**1**]: 風速介於 **8.0m/s~ 10.0m/s** 佔 **15.3%** 。主風向 **N** 佔 **60.7%** 。

[註**2**]: 風速平均值 **= 5.8m/s** , 風速最大值 **= 16.7m/s** , 其風向爲 **N** 。

[註**3**]: 風速小於**5m/s** 佔 **43.4%**; 介於**5~10m/s** 佔 **45.0%** ; 風速大於**10m/s** 佔 **11.5%**。

[註**4**]: 風向介於 **N~E** 佔 **49.6%**;**E~S** 佔 **5.7%** ;**S~W** 佔 **4.4%** ;**W~N** 佔 **39.1%**; 靜風佔 **1.2%** 。

[註**5**]: 資料每小時記錄一次 , 合計 **4067**筆 ( **99.7%**) , 檔名 : **W442TCW0.1HY** 。

# 表6.3.55　歷年 3月 臺中港測站 W 風速及風向聯合分佈百分比 (%) 統計表

**1996年 3月 1日 0時 ~ 2007年 3月31日23時**

| 風向<br>風速 | N | NNE | NE | ENE | E | ESE | SE | SSE | S | SSW | SW | WSW | W | WNW | NW | NNW | 合計<br>(%) |
|---|---|---|---|---|---|---|---|---|---|---|---|---|---|---|---|---|---|
| **.3m/s** | .2 | .2 | .4 | .4 | .5 | .3 | .4 | .3 | .4 | .0 | .1 | .2 | .1 | .1 | .1 | .1 | 3.8 |
| **1m/s** | 1.4 | 1.1 | .7 | .2 | .7 | .7 | 1.0 | .6 | .5 | .2 | .2 | .1 | .2 | .2 | .3 | .7 | 8.9 |
| **2m/s** | 3.5 | 1.6 | .6 | .1 | .1 | .2 | .9 | .3 | .6 | .5 | .2 | .3 | .3 | .3 | .5 | 1.2 | 11.3 |
| **3m/s** | 5.4 | 1.8 | .1 | .0 | .1 | .2 | .4 | .4 | .5 | .5 | .2 | .3 | .2 | .2 | .6 | 2.0 | 12.9 |
| **4m/s** | 7.2 | 1.5 | .1 | .0 | .0 | .2 | .2 | .4 | .4 | .4 | .2 | .2 | .1 | .0 | .4 | 2.1 | 13.5 |
| **5m/s** | 7.0 | 1.0 | .0 | .0 | .0 | .1 | .1 | .3 | .2 | .1 | .3 | .1 | .0 | .0 | .4 | 2.3 | 11.8 |
| **6m/s** | 7.0 | .9 | .0 | .0 | .0 | .0 | .0 | .0 | .1 | .0 | .1 | .1 | .0 | .0 | .0 | 1.9 | 10.3 |
| **7m/s** | 6.7 | .8 | .0 | .0 | .0 | .0 | .0 | .0 | .0 | .1 | .1 | .1 | .0 | .0 | .0 | 1.3 | 9.1 |
| **8m/s** | 9.3 | .7 | .0 | .0 | .0 | .0 | .0 | .0 | .0 | .0 | .1 | .0 | .0 | .0 | .0 | 1.5 | 11.6 |
| **10m/s** | 3.5 | .2 | .0 | .0 | .0 | .0 | .0 | .0 | .0 | .0 | .0 | .0 | .0 | .0 | .0 | .5 | 4.3 |
| **12m/s** | .9 | .0 | .0 | .0 | .0 | .0 | .0 | .0 | .0 | .0 | .0 | .0 | .0 | .0 | .0 | .2 | 1.1 |
| **14m/s** | .1 | .0 | .0 | .0 | .0 | .0 | .0 | .0 | .0 | .0 | .0 | .0 | .0 | .0 | .0 | .0 | .2 |
| **16m/s** | .0 | .0 | .0 | .0 | .0 | .0 | .0 | .0 | .0 | .0 | .0 | .0 | .0 | .0 | .0 | .0 | .0 |
| **18m/s** | .0 | .0 | .0 | .0 | .0 | .0 | .0 | .0 | .0 | .0 | .0 | .0 | .0 | .0 | .0 | .0 | .0 |
| **20m/s** | .0 | .0 | .0 | .0 | .0 | .0 | .0 | .0 | .0 | .0 | .0 | .0 | .0 | .0 | .0 | .0 | .0 |
| **25m/s** | .0 | .0 | .0 | .0 | .0 | .0 | .0 | .0 | .0 | .0 | .0 | .0 | .0 | .0 | .0 | .0 | .0 |
| **30m/s** | .0 | .0 | .0 | .0 | .0 | .0 | .0 | .0 | .0 | .0 | .0 | .0 | .0 | .0 | .0 | .0 | .0 |
| **35m/s** | .0 | .0 | .0 | .0 | .0 | .0 | .0 | .0 | .0 | .0 | .0 | .0 | .0 | .0 | .0 | .0 | .0 |
| **40m/s** | .0 | .0 | .0 | .0 | .0 | .0 | .0 | .0 | .0 | .0 | .0 | .0 | .0 | .0 | .0 | .0 | .0 |
| **100m/s** | | | | | | | | | | | | | | | | | |
| 合計 (%) | 52.4 | 9.8 | 1.9 | .8 | 1.5 | 1.6 | 3.0 | 2.3 | 2.7 | 1.8 | 1.5 | 1.4 | .9 | .9 | 2.4 | 13.9 | 98.7 |

[註**1**]: 風速介於 **4.0m/s~ 5.0m/s** 佔 **13.5%** 。主風向 **N** 佔 **52.4%** 。

[註**2**]: 風速平均值 **= 5.1m/s** , 風速最大值 **= 16.2m/s** , 其風向爲 **N** 。

[註**3**]: 風速小於**5m/s** 佔 **51.6%**; 介於**5~10m/s** 佔 **42.9%** ; 風速大於**10m/s** 佔 **5.6%**。

[註**4**]: 風向介於 **N~E** 佔 **49.2%**;**E~S** 佔 **8.5%** ;**S~W** 佔 **7.2%** ;**W~N** 佔 **33.8%**; 靜風佔 **1.3%** 。

[註**5**]: 資料每小時記錄一次 , 合計 **4443**筆 ( **99.5%**) , 檔名 : **W443TCW0.1HY** 。

# 表6.3.56　歷年 4月 臺中港測站 W 風速及風向聯合分佈百分比 (%) 統計表

**1996年 4月 1日 0時 ~ 2007年 4月30日23時**

| 風向<br>風速 | N | NNE | NE | ENE | E | ESE | SE | SSE | S | SSW | SW | WSW | W | WNW | NW | NNW | 合計<br>(%) |
|---|---|---|---|---|---|---|---|---|---|---|---|---|---|---|---|---|---|
| **.3m/s** | .5 | .2 | .3 | .1 | .5 | .4 | .7 | .3 | .4 | .3 | .2 | .3 | .2 | .3 | .1 | .3 | 5.1 |
| **1m/s** | 2.0 | 1.0 | .8 | .5 | .5 | .9 | 1.6 | .7 | .8 | .6 | .3 | .3 | .3 | .4 | .7 | .7 | 11.9 |
| **2m/s** | 3.9 | 2.0 | .6 | .1 | .1 | .5 | 1.7 | 1.1 | 1.0 | .6 | .5 | .3 | .7 | .5 | .7 | 1.3 | 15.6 |
| **3m/s** | 4.8 | 1.4 | .1 | .0 | .1 | .1 | 1.1 | 1.4 | 1.0 | .7 | .4 | .7 | .6 | .4 | .9 | 2.1 | 15.7 |
| **4m/s** | 5.9 | .7 | .1 | .0 | .0 | .1 | .3 | 1.3 | .8 | .7 | .3 | .7 | .3 | .2 | .6 | 2.3 | 14.4 |
| **5m/s** | 6.1 | .5 | .0 | .0 | .0 | .0 | .1 | .7 | .6 | .7 | .3 | .4 | .2 | .1 | .2 | 1.1 | 11.2 |
| **6m/s** | 4.9 | .6 | .0 | .0 | .0 | .0 | .0 | .1 | .2 | .3 | .2 | .3 | .1 | .0 | .0 | 1.0 | 7.9 |
| **7m/s** | 3.3 | .8 | .0 | .0 | .0 | .0 | .0 | .0 | .1 | .0 | .1 | .2 | .0 | .0 | .0 | .7 | 5.2 |
| **8m/s** | 3.8 | 1.1 | .0 | .0 | .0 | .0 | .0 | .0 | .1 | .1 | .1 | .0 | .0 | .0 | .0 | .8 | 6.1 |
| **10m/s** | 1.6 | .8 | .0 | .0 | .0 | .0 | .0 | .0 | .0 | .0 | .0 | .0 | .0 | .0 | .0 | .7 | 3.1 |
| **12m/s** | .4 | .4 | .0 | .0 | .0 | .0 | .0 | .0 | .0 | .0 | .0 | .0 | .0 | .0 | .0 | .2 | 1.0 |
| **14m/s** | .0 | .1 | .0 | .0 | .0 | .0 | .0 | .0 | .0 | .0 | .0 | .0 | .0 | .0 | .0 | .1 | .3 |
| **16m/s** | .0 | .0 | .0 | .0 | .0 | .0 | .0 | .0 | .0 | .0 | .0 | .0 | .0 | .0 | .0 | .0 | .0 |
| **18m/s** | .0 | .0 | .0 | .0 | .0 | .0 | .0 | .0 | .0 | .0 | .0 | .0 | .0 | .0 | .0 | .0 | .0 |
| **20m/s** | .0 | .0 | .0 | .0 | .0 | .0 | .0 | .0 | .0 | .0 | .0 | .0 | .0 | .0 | .0 | .0 | .0 |
| **25m/s** | .0 | .0 | .0 | .0 | .0 | .0 | .0 | .0 | .0 | .0 | .0 | .0 | .0 | .0 | .0 | .0 | .0 |
| **30m/s** | .0 | .0 | .0 | .0 | .0 | .0 | .0 | .0 | .0 | .0 | .0 | .0 | .0 | .0 | .0 | .0 | .0 |
| **35m/s** | .0 | .0 | .0 | .0 | .0 | .0 | .0 | .0 | .0 | .0 | .0 | .0 | .0 | .0 | .0 | .0 | .0 |
| **40m/s** | .0 | .0 | .0 | .0 | .0 | .0 | .0 | .0 | .0 | .0 | .0 | .0 | .0 | .0 | .0 | .0 | .0 |
| **100m/s** | | | | | | | | | | | | | | | | | |
| 合計 (%) | 37.2 | 9.8 | 1.9 | .8 | 1.1 | 2.0 | 5.6 | 5.7 | 4.9 | 4.1 | 2.4 | 3.3 | 2.4 | 1.9 | 3.3 | 11.3 | 97.6 |

[註1]: 風速介於 **3.0m/s~ 4.0m/s** 佔 **15.7%** 。主風向 **N** 佔 **37.2%** 。

[註2]: 風速平均值 = **4.3m/s** , 風速最大值 = **15.4m/s** , 其風向爲 **NW** 。

[註3]: 風速小於**5m/s** 佔 **65.1%**; 介於**5~10m/s** 佔 **30.4%** ; 風速大於**10m/s** 佔 **4.4%**。

[註4]: 風向介於 **N~E** 佔 **39.7%**;**E~S** 佔 **15.5%** ;**S~W** 佔 **14.0%** ;**W~N** 佔 **28.3%**; 靜風佔 **2.4%** 。

[註5]: 資料每小時記錄一次 , 合計 **4295**筆 ( **99.4%**) , 檔名 : **W444TCW0.1HY** 。

# 表6.3.57　歷年 5月 臺中港測站 W 風速及風向聯合分佈百分比 (%) 統計表

**1996年 5月 1日 0時 ~ 2007年 5月31日23時**

| 風向<br>風速 | N | NNE | NE | ENE | E | ESE | SE | SSE | S | SSW | SW | WSW | W | WNW | NW | NNW | 合計<br>(%) |
|---|---|---|---|---|---|---|---|---|---|---|---|---|---|---|---|---|---|
| **.3m/s** | .8 | .4 | .4 | .4 | .3 | .4 | .7 | .5 | .6 | .3 | .1 | .3 | .2 | .1 | .1 | .2 | 6.0 |
| **1m/s** | 1.8 | 1.7 | 1.0 | .5 | .3 | .6 | 2.0 | 1.3 | 1.0 | .8 | .3 | .4 | .6 | .4 | .5 | .7 | 14.0 |
| **2m/s** | 3.7 | 2.1 | .8 | .2 | .1 | .4 | 2.4 | 1.3 | 1.5 | 1.3 | .4 | .5 | .5 | .7 | .8 | 1.2 | 17.8 |
| **3m/s** | 3.9 | 2.1 | .5 | .1 | .0 | .3 | 2.0 | 2.5 | 1.6 | 1.6 | .4 | .7 | .7 | .4 | 1.0 | 1.5 | 19.3 |
| **4m/s** | 3.2 | 1.1 | .2 | .0 | .0 | .0 | .9 | 2.1 | 1.1 | 1.1 | .5 | .8 | .3 | .0 | .6 | 2.2 | 14.3 |
| **5m/s** | 2.1 | .8 | .1 | .0 | .0 | .0 | .3 | .9 | 1.1 | 1.1 | .5 | .9 | .1 | .0 | .1 | 1.6 | 9.7 |
| **6m/s** | 1.6 | 1.0 | .0 | .0 | .0 | .0 | .1 | .2 | .3 | .5 | .6 | .8 | .0 | .0 | .0 | 1.1 | 6.3 |
| **7m/s** | 1.6 | .5 | .0 | .0 | .0 | .0 | .0 | .1 | .2 | .2 | .3 | .4 | .0 | .0 | .0 | .7 | 3.9 |
| **8m/s** | 2.0 | .5 | .0 | .0 | .0 | .0 | .0 | .0 | .1 | .1 | .2 | .3 | .0 | .0 | .0 | .7 | 3.9 |
| **10m/s** | 1.0 | .2 | .0 | .0 | .0 | .0 | .0 | .0 | .1 | .1 | .0 | .0 | .0 | .0 | .0 | .2 | 1.6 |
| **12m/s** | .2 | .0 | .0 | .0 | .0 | .0 | .0 | .0 | .0 | .0 | .0 | .0 | .0 | .0 | .0 | .0 | .3 |
| **14m/s** | .0 | .0 | .0 | .0 | .0 | .0 | .0 | .0 | .0 | .0 | .0 | .0 | .0 | .0 | .0 | .0 | .0 |
| **16m/s** | .0 | .0 | .0 | .0 | .0 | .0 | .0 | .0 | .0 | .0 | .0 | .0 | .0 | .0 | .0 | .0 | .0 |
| **18m/s** | .0 | .0 | .0 | .0 | .0 | .0 | .0 | .0 | .0 | .0 | .0 | .0 | .0 | .0 | .0 | .0 | .0 |
| **20m/s** | .0 | .0 | .0 | .0 | .0 | .0 | .0 | .0 | .0 | .0 | .0 | .0 | .0 | .0 | .0 | .0 | .0 |
| **25m/s** | .0 | .0 | .0 | .0 | .0 | .0 | .0 | .0 | .0 | .0 | .0 | .0 | .0 | .0 | .0 | .0 | .0 |
| **30m/s** | .0 | .0 | .0 | .0 | .0 | .0 | .0 | .0 | .0 | .0 | .0 | .0 | .0 | .0 | .0 | .0 | .0 |
| **35m/s** | .0 | .0 | .0 | .0 | .0 | .0 | .0 | .0 | .0 | .0 | .0 | .0 | .0 | .0 | .0 | .0 | .0 |
| **40m/s** | .0 | .0 | .0 | .0 | .0 | .0 | .0 | .0 | .0 | .0 | .0 | .0 | .0 | .0 | .0 | .0 | .0 |
| **100m/s** | | | | | | | | | | | | | | | | | |
| 合計 (%) | 22.0 | 10.4 | 3.0 | 1.2 | .7 | 1.8 | 8.4 | 9.1 | 7.6 | 7.0 | 3.3 | 5.0 | 2.6 | 1.6 | 3.2 | 10.1 | 97.0 |

[註**1**]: 風速介於 **3.0m/s~ 4.0m/s** 佔 **19.3%** 。主風向 **N** 佔 **22.0%** 。

[註**2**]: 風速平均值 **= 3.8m/s** , 風速最大值 **= 13.7m/s** , 其風向爲 **N** 。

[註**3**]: 風速小於**5m/s** 佔 **74.3%**; 介於**5~10m/s** 佔 **23.8%** ; 風速大於**10m/s** 佔 **1.9%**。

[註**4**]: 風向介於 **N~E** 佔 **29.6%**;**E~S** 佔 **21.8%** ;**S~W** 佔 **21.7%** ;**W~N** 佔 **23.9%**; 靜風佔 **3.0%** 。

[註**5**]: 資料每小時記錄一次 , 合計 **4434**筆 ( **99.3%**) , 檔名 : **W445TCW0.1HY** 。

# 表6.3.58　歷年 6月 臺中港測站 W 風速及風向聯合分佈百分比 (%) 統計表

**1996年 6月 1日 1時 ~ 2007年 6月30日23時**

| 風向<br>風速 | N | NNE | NE | ENE | E | ESE | SE | SSE | S | SSW | SW | WSW | W | WNW | NW | NNW | 合計<br>(%) |
|---|---|---|---|---|---|---|---|---|---|---|---|---|---|---|---|---|---|
| **.3m/s** | .4 | .4 | .3 | .1 | .2 | .4 | .6 | .7 | .6 | .3 | .2 | .1 | .2 | .3 | .1 | .1 | 5.1 |
| **1m/s** | 1.0 | .7 | .7 | .3 | .4 | .6 | 2.6 | 1.2 | .8 | .7 | .4 | .4 | .3 | .5 | .4 | .3 | 11.1 |
| **2m/s** | 1.5 | 1.2 | .3 | .1 | .0 | .5 | 5.0 | 2.1 | 1.0 | .8 | .5 | .3 | .4 | .5 | .9 | .7 | 15.7 |
| **3m/s** | 1.7 | .8 | .0 | .0 | .0 | .3 | 4.1 | 3.8 | 2.2 | 1.3 | .4 | .8 | .7 | .5 | .8 | 1.1 | 18.5 |
| **4m/s** | 1.5 | .4 | .0 | .0 | .0 | .1 | 2.0 | 5.5 | 2.7 | 1.7 | .6 | 1.0 | .7 | .1 | .7 | 1.3 | 18.3 |
| **5m/s** | 1.4 | .1 | .0 | .0 | .0 | .0 | .8 | 3.1 | 2.5 | 1.2 | .9 | 1.0 | .4 | .1 | .3 | .7 | 12.7 |
| **6m/s** | 1.2 | .0 | .0 | .0 | .0 | .0 | .1 | 1.1 | 1.5 | .9 | .9 | .9 | .1 | .0 | .1 | .5 | 7.3 |
| **7m/s** | .7 | .0 | .0 | .0 | .0 | .0 | .0 | .2 | .7 | .8 | .6 | .6 | .0 | .0 | .0 | .2 | 3.9 |
| **8m/s** | 1.3 | .0 | .0 | .0 | .0 | .0 | .0 | .0 | .1 | .7 | .7 | .8 | .0 | .0 | .0 | .3 | 4.0 |
| **10m/s** | .5 | .0 | .0 | .0 | .0 | .0 | .0 | .0 | .0 | .2 | .1 | .0 | .0 | .0 | .0 | .0 | .8 |
| **12m/s** | .0 | .0 | .0 | .0 | .0 | .0 | .0 | .0 | .0 | .0 | .0 | .0 | .0 | .0 | .0 | .0 | .0 |
| **14m/s** | .0 | .0 | .0 | .0 | .0 | .0 | .0 | .0 | .0 | .0 | .0 | .0 | .0 | .0 | .0 | .0 | .0 |
| **16m/s** | .0 | .0 | .0 | .0 | .0 | .0 | .0 | .0 | .0 | .0 | .0 | .0 | .0 | .0 | .0 | .0 | .0 |
| **18m/s** | .0 | .0 | .0 | .0 | .0 | .0 | .0 | .0 | .0 | .0 | .0 | .0 | .0 | .0 | .0 | .0 | .0 |
| **20m/s** | .0 | .0 | .0 | .0 | .0 | .0 | .0 | .0 | .0 | .0 | .0 | .0 | .0 | .0 | .0 | .0 | .0 |
| **25m/s** | .0 | .0 | .0 | .0 | .0 | .0 | .0 | .0 | .0 | .0 | .0 | .0 | .0 | .0 | .0 | .0 | .0 |
| **30m/s** | .0 | .0 | .0 | .0 | .0 | .0 | .0 | .0 | .0 | .0 | .0 | .0 | .0 | .0 | .0 | .0 | .0 |
| **35m/s** | .0 | .0 | .0 | .0 | .0 | .0 | .0 | .0 | .0 | .0 | .0 | .0 | .0 | .0 | .0 | .0 | .0 |
| **40m/s** | .0 | .0 | .0 | .0 | .0 | .0 | .0 | .0 | .0 | .0 | .0 | .0 | .0 | .0 | .0 | .0 | .0 |
| **100m/s** | | | | | | | | | | | | | | | | | |
| 合計 (%) | 11.3 | 3.7 | 1.3 | .5 | .7 | 1.8 | 15.3 | 17.8 | 12.1 | 8.7 | 5.3 | 6.1 | 2.9 | 1.9 | 3.3 | 5.2 | 97.6 |

[註**1**]: 風速介於 **3.0m/s**~ **4.0m/s** 佔 **18.5%** 。主風向 **SSE** 佔 **17.8%** 。

[註**2**]: 風速平均值 = **3.9m/s** , 風速最大值 = **12.4m/s** , 其風向爲 **N** 。

[註**3**]: 風速小於**5m/s** 佔 **71.2%**; 介於**5**~**10m/s** 佔 **27.9%** ; 風速大於**10m/s** 佔 **.9%**。

[註**4**]: 風向介於 **N**~**E** 佔 **13.3%**;**E**~**S** 佔 **39.0%** ;**S**~**W** 佔 **28.8%** ;**W**~**N** 佔 **16.5%**; 靜風佔 **2.4%** 。

[註**5**]: 資料每小時記錄一次 , 合計 **4306**筆 ( **99.7%**) , 檔名 : **W446TCW0.1HY** 。

# 表6.3.59　歷年 7月 臺中港測站 W 風速及風向聯合分佈百分比 (%) 統計表

**1996年 7月 1日 0時 ~ 2007年 7月31日23時**

| 風向<br>風速 | N | NNE | NE | ENE | E | ESE | SE | SSE | S | SSW | SW | WSW | W | WNW | NW | NNW | 合計<br>(%) |
|---|---|---|---|---|---|---|---|---|---|---|---|---|---|---|---|---|---|
| **.3m/s** | .5 | .3 | .5 | .2 | .3 | .2 | .6 | .4 | .5 | .3 | .3 | .1 | .3 | .3 | .1 | .2 | 5.0 |
| **1m/s** | 1.3 | 1.0 | .7 | .3 | .4 | .6 | 3.3 | 1.7 | 1.1 | 1.2 | .4 | .4 | .8 | .5 | .6 | .4 | 14.8 |
| **2m/s** | 1.2 | .8 | .3 | .2 | .1 | .2 | 4.8 | 1.9 | 1.4 | 1.2 | .4 | .4 | 1.0 | .6 | 1.0 | .7 | 16.3 |
| **3m/s** | 1.0 | .4 | .1 | .0 | .0 | .2 | 2.7 | 4.2 | 2.4 | 2.2 | .5 | .7 | 1.2 | 1.0 | 1.4 | 1.5 | 19.5 |
| **4m/s** | .5 | .2 | .0 | .0 | .0 | .1 | 1.0 | 2.7 | 2.6 | 2.0 | .7 | .9 | 1.1 | .6 | 1.7 | 1.6 | 15.7 |
| **5m/s** | .4 | .1 | .1 | .0 | .0 | .0 | .4 | 1.4 | 1.7 | 1.3 | .8 | .9 | .6 | .1 | .6 | 1.7 | 10.1 |
| **6m/s** | .3 | .0 | .0 | .0 | .0 | .0 | .2 | .6 | .6 | .6 | 1.1 | 1.4 | .5 | .0 | .1 | .8 | 6.3 |
| **7m/s** | .3 | .0 | .0 | .0 | .0 | .0 | .2 | .6 | .3 | .3 | .7 | 1.1 | .1 | .0 | .0 | .1 | 3.8 |
| **8m/s** | .1 | .0 | .0 | .0 | .0 | .0 | .1 | .6 | .4 | .2 | .2 | .5 | .0 | .1 | .1 | .2 | 2.5 |
| **10m/s** | .3 | .1 | .0 | .0 | .0 | .0 | .0 | .2 | .3 | .1 | .1 | .0 | .0 | .0 | .0 | .2 | 1.4 |
| **12m/s** | .3 | .1 | .0 | .0 | .0 | .0 | .0 | .0 | .1 | .1 | .1 | .0 | .0 | .0 | .0 | .2 | 1.0 |
| **14m/s** | .3 | .0 | .0 | .0 | .0 | .0 | .0 | .0 | .0 | .0 | .0 | .0 | .0 | .0 | .0 | .3 | .6 |
| **16m/s** | .1 | .0 | .0 | .0 | .0 | .0 | .0 | .0 | .0 | .0 | .0 | .1 | .0 | .0 | .0 | .3 | .5 |
| **18m/s** | .1 | .0 | .0 | .0 | .0 | .0 | .0 | .0 | .0 | .0 | .0 | .0 | .0 | .0 | .0 | .2 | .3 |
| **20m/s** | .1 | .0 | .0 | .0 | .0 | .0 | .0 | .0 | .0 | .0 | .0 | .0 | .0 | .0 | .1 | .3 | .4 |
| **25m/s** | .0 | .0 | .0 | .0 | .0 | .0 | .0 | .0 | .0 | .0 | .0 | .0 | .0 | .0 | .0 | .0 | .0 |
| **30m/s** | .0 | .0 | .0 | .0 | .0 | .0 | .0 | .0 | .0 | .0 | .0 | .0 | .0 | .0 | .0 | .0 | .0 |
| **35m/s** | .0 | .0 | .0 | .0 | .0 | .0 | .0 | .0 | .0 | .0 | .0 | .0 | .0 | .0 | .0 | .0 | .0 |
| **40m/s** | .0 | .0 | .0 | .0 | .0 | .0 | .0 | .0 | .0 | .0 | .0 | .0 | .0 | .0 | .0 | .0 | .0 |
| **100m/s** | | | | | | | | | | | | | | | | | |
| 合計 (%) | 7.0 | 2.9 | 1.6 | .6 | .9 | 1.3 | 13.4 | 14.2 | 11.6 | 9.6 | 5.2 | 6.5 | 5.7 | 3.3 | 5.7 | 8.6 | 98.3 |

[註**1**]: 風速介於 **3.0m/s**~ **4.0m/s** 佔 **19.5%** 。主風向 **SSE** 佔 **14.2%** 。

[註**2**]: 風速平均值 = **4.1m/s** , 風速最大值 = **24.6m/s** , 其風向爲 **NNW**。

[註**3**]: 風速小於**5m/s** 佔 **73.2%**; 介於**5**~**10m/s** 佔 **22.7%** ; 風速大於**10m/s** 佔 **4.2%**。

[註**4**]: 風向介於 **N**~**E** 佔 **10.3%**;**E**~**S** 佔 **33.4%** ;**S**~**W** 佔 **30.4%** ;**W**~**N** 佔 **24.1%**; 靜風佔 **1.7%** 。

[註**5**]: 資料每小時記錄一次 , 合計 **3715**筆 ( **99.9%**) , 檔名 : **W447TCW0.1HY** 。

# 表6.3.60　歷年 8月 臺中港測站 W 風速及風向聯合分佈百分比 (%) 統計表

**1996年 8月 1日 0時 ~ 2007年 8月31日23時**

| 風向<br>風速 | N | NNE | NE | ENE | E | ESE | SE | SSE | S | SSW | SW | WSW | W | WNW | NW | NNW | 合計<br>(%) |
|---|---|---|---|---|---|---|---|---|---|---|---|---|---|---|---|---|---|
| **.3m/s** | 1.1 | .5 | .4 | .2 | .7 | .6 | 1.3 | .8 | .7 | .8 | .4 | .2 | .4 | .3 | .1 | .4 | 8.8 |
| **1m/s** | 1.7 | 1.0 | .5 | .5 | .5 | .9 | 4.3 | 1.6 | 1.5 | 1.0 | .6 | .6 | .7 | .6 | .9 | .7 | 17.6 |
| **2m/s** | 2.0 | 1.0 | .3 | .1 | .1 | .3 | 4.2 | 2.6 | 1.6 | 1.4 | .5 | .6 | 1.0 | 1.0 | 1.2 | 1.1 | 19.1 |
| **3m/s** | 1.3 | .4 | .1 | .0 | .0 | .1 | 2.6 | 2.4 | 1.5 | 1.1 | .6 | .9 | 1.2 | .7 | 1.8 | 1.6 | 16.2 |
| **4m/s** | 1.0 | .2 | .1 | .0 | .0 | .1 | .8 | 1.7 | 1.2 | .6 | .4 | .9 | .5 | .3 | 1.7 | 2.0 | 11.5 |
| **5m/s** | .6 | .1 | .0 | .0 | .0 | .0 | .5 | 1.3 | 1.2 | .4 | .5 | 1.1 | .4 | .0 | .7 | 1.8 | 8.7 |
| **6m/s** | .7 | .0 | .0 | .0 | .0 | .0 | .2 | .8 | .8 | .2 | .4 | .5 | .3 | .0 | .2 | 1.0 | 5.2 |
| **7m/s** | .5 | .1 | .0 | .0 | .0 | .0 | .1 | .6 | .9 | .1 | .2 | .2 | .2 | .0 | .0 | .5 | 3.4 |
| **8m/s** | .7 | .0 | .0 | .0 | .0 | .0 | .1 | .6 | .5 | .3 | .1 | .1 | .1 | .1 | .3 | .9 | 3.6 |
| **10m/s** | .2 | .0 | .0 | .0 | .0 | .0 | .1 | .1 | .0 | .0 | .0 | .0 | .1 | .0 | .0 | .5 | 1.0 |
| **12m/s** | .0 | .0 | .0 | .0 | .0 | .0 | .0 | .0 | .1 | .0 | .0 | .0 | .0 | .0 | .0 | .4 | .6 |
| **14m/s** | .0 | .0 | .0 | .0 | .0 | .0 | .0 | .0 | .0 | .0 | .0 | .0 | .0 | .0 | .0 | .2 | .2 |
| **16m/s** | .0 | .0 | .0 | .0 | .0 | .0 | .0 | .0 | .0 | .0 | .0 | .0 | .0 | .0 | .0 | .1 | .2 |
| **18m/s** | .0 | .0 | .0 | .0 | .0 | .0 | .0 | .0 | .0 | .0 | .0 | .0 | .0 | .0 | .0 | .1 | .1 |
| **20m/s** | .0 | .0 | .0 | .0 | .0 | .0 | .0 | .0 | .0 | .0 | .0 | .0 | .0 | .0 | .0 | .1 | .1 |
| **25m/s** | .0 | .0 | .0 | .0 | .0 | .0 | .0 | .0 | .0 | .0 | .0 | .0 | .0 | .0 | .0 | .0 | .0 |
| **30m/s** | .0 | .0 | .0 | .0 | .0 | .0 | .0 | .0 | .0 | .0 | .0 | .0 | .0 | .0 | .0 | .0 | .0 |
| **35m/s** | .0 | .0 | .0 | .0 | .0 | .0 | .0 | .0 | .0 | .0 | .0 | .0 | .0 | .0 | .0 | .0 | .0 |
| **40m/s** | .0 | .0 | .0 | .0 | .0 | .0 | .0 | .0 | .0 | .0 | .0 | .0 | .0 | .0 | .0 | .0 | .0 |
| **100m/s** | | | | | | | | | | | | | | | | | |
| 合計 (%) | 9.9 | 3.3 | 1.4 | .9 | 1.2 | 2.0 | 14.0 | 12.6 | 9.9 | 6.0 | 3.7 | 5.1 | 4.9 | 3.1 | 7.0 | 11.4 | 96.2 |

[註1]: 風速介於 **2.0m/s~ 3.0m/s** 佔 **19.1%** 。主風向 **SE** 佔 **14.0%** 。

[註2]: 風速平均值 = **3.5m/s** , 風速最大值 = **22.4m/s** , 其風向爲 **NNW**。

[註3]: 風速小於**5m/s** 佔 **77.1%**; 介於**5~10m/s** 佔 **20.8%** ; 風速大於**10m/s** 佔 **2.1%**。

[註4]: 風向介於 **N~E** 佔 **12.9%**;**E~S** 佔 **31.9%** ;**S~W** 佔 **23.2%** ;**W~N** 佔 **28.2%**; 靜風佔 **3.8%** 。

[註5]: 資料每小時記錄一次 , 合計 **3719**筆 **(100.0%)** , 檔名 : **W448TCW0.1HY** 。

# 表6.3.61　歷年 9月 臺中港測站 W 風速及風向聯合分佈百分比 (%) 統計表

**1996年 9月 1日 0時 ~ 2007年 9月30日23時**

| 風向<br>風速 | N | NNE | NE | ENE | E | ESE | SE | SSE | S | SSW | SW | WSW | W | WNW | NW | NNW | 合計<br>(%) |
|---|---|---|---|---|---|---|---|---|---|---|---|---|---|---|---|---|---|
| **.3m/s** | .7 | .3 | .4 | .3 | .7 | .4 | 1.0 | .8 | .6 | .3 | .4 | .1 | .3 | .2 | .1 | .2 | 6.6 |
| **1m/s** | 2.3 | 1.5 | 1.3 | .6 | .4 | .6 | 3.6 | 1.4 | .9 | .4 | .2 | .3 | .3 | .1 | .5 | .6 | 15.1 |
| **2m/s** | 5.2 | 2.1 | .8 | .2 | .1 | .2 | 3.2 | 1.8 | .9 | .8 | .2 | .3 | .6 | .4 | .6 | 1.1 | 18.6 |
| **3m/s** | 5.3 | 1.8 | .4 | .0 | .0 | .1 | 1.0 | 1.3 | .8 | .3 | .2 | .4 | .6 | .4 | 1.3 | 1.8 | 15.6 |
| **4m/s** | 4.6 | 1.3 | .2 | .0 | .0 | .1 | .3 | .6 | .6 | .1 | .1 | .4 | .1 | .1 | .7 | 2.2 | 11.3 |
| **5m/s** | 4.2 | .8 | .1 | .0 | .0 | .0 | .0 | .3 | .3 | .1 | .2 | .5 | .1 | .0 | .2 | 1.9 | 8.7 |
| **6m/s** | 2.7 | .6 | .1 | .0 | .0 | .0 | .1 | .1 | .0 | .1 | .1 | .1 | .1 | .0 | .1 | 1.6 | 5.3 |
| **7m/s** | 2.1 | .3 | .1 | .0 | .0 | .0 | .0 | .0 | .0 | .0 | .0 | .0 | .0 | .0 | .0 | 1.1 | 3.6 |
| **8m/s** | 3.8 | .6 | .0 | .0 | .0 | .0 | .0 | .1 | .1 | .0 | .0 | .0 | .1 | .1 | .0 | 1.9 | 6.6 |
| **10m/s** | 1.8 | .6 | .0 | .0 | .0 | .0 | .0 | .0 | .0 | .0 | .0 | .0 | .0 | .0 | .1 | .6 | 3.1 |
| **12m/s** | .8 | .2 | .0 | .0 | .0 | .0 | .0 | .1 | .0 | .0 | .0 | .0 | .0 | .0 | .1 | .3 | 1.5 |
| **14m/s** | .1 | .0 | .0 | .0 | .0 | .0 | .0 | .0 | .0 | .0 | .0 | .0 | .0 | .0 | .0 | .1 | .3 |
| **16m/s** | .0 | .0 | .0 | .0 | .0 | .0 | .0 | .1 | .0 | .0 | .0 | .0 | .0 | .0 | .0 | .1 | .1 |
| **18m/s** | .0 | .0 | .0 | .0 | .0 | .0 | .0 | .0 | .0 | .0 | .0 | .0 | .0 | .0 | .0 | .0 | .0 |
| **20m/s** | .0 | .0 | .0 | .0 | .0 | .0 | .0 | .0 | .0 | .0 | .0 | .0 | .0 | .0 | .0 | .0 | .0 |
| **25m/s** | .0 | .0 | .0 | .0 | .0 | .0 | .0 | .0 | .0 | .0 | .0 | .0 | .0 | .0 | .0 | .1 | .1 |
| **30m/s** | .0 | .0 | .0 | .0 | .0 | .0 | .0 | .0 | .0 | .0 | .0 | .0 | .0 | .0 | .0 | .0 | .0 |
| **35m/s** | .0 | .0 | .0 | .0 | .0 | .0 | .0 | .0 | .0 | .0 | .0 | .0 | .0 | .0 | .0 | .0 | .0 |
| **40m/s** | .0 | .0 | .0 | .0 | .0 | .0 | .0 | .0 | .0 | .0 | .0 | .0 | .0 | .0 | .0 | .0 | .0 |
| **100m/s** | | | | | | | | | | | | | | | | | |
| 合計 (%) | 33.6 | 10.2 | 3.4 | 1.2 | 1.2 | 1.4 | 9.1 | 6.5 | 4.1 | 2.0 | 1.4 | 2.0 | 2.0 | 1.3 | 3.7 | 13.6 | 96.7 |

[註**1**]: 風速介於 **2.0m/s~ 3.0m/s** 佔 **18.6%** 。主風向 **N** 佔 **33.6%** 。

[註**2**]: 風速平均值 **= 4.1m/s** , 風速最大值 **= 29.5m/s** , 其風向爲 **NNW**。

[註**3**]: 風速小於**5m/s** 佔 **70.6%**; 介於**5~10m/s** 佔 **24.3%** ; 風速大於**10m/s** 佔 **5.1%**。

[註**4**]: 風向介於 **N~E** 佔 **36.1%**;**E~S** 佔 **19.3%** ;**S~W** 佔 **8.9%** ;**W~N** 佔 **32.6%**; 靜風佔 **3.3%** 。

[註**5**]: 資料每小時記錄一次 , 合計 **3578**筆 ( **99.4%**) , 檔名 : **W449TCW0.1HY** 。

# 表6.3.62　歷年 10月 臺中港測站 W 風速及風向聯合分佈百分比 (%) 統計表

**1996年10月 1日 0時 ~ 2007年10月31日23時**

| 風向<br>風速 | N | NNE | NE | ENE | E | ESE | SE | SSE | S | SSW | SW | WSW | W | WNW | NW | NNW | 合計<br>(%) |
|---|---|---|---|---|---|---|---|---|---|---|---|---|---|---|---|---|---|
| **.3m/s** | .4 | .2 | .3 | .2 | .3 | .2 | .3 | .1 | .2 | .1 | .1 | .1 | .0 | .1 | .1 | .2 | 2.8 |
| **1m/s** | 1.1 | .7 | .7 | .2 | .2 | .1 | .5 | .4 | .3 | .1 | .1 | .0 | .0 | .0 | .1 | .2 | 4.7 |
| **2m/s** | 3.8 | 1.9 | 1.0 | .2 | .0 | .1 | .4 | .2 | .1 | .0 | .1 | .0 | .1 | .1 | .1 | .5 | 8.7 |
| **3m/s** | 6.8 | 2.5 | .7 | .0 | .0 | .0 | .1 | .1 | .1 | .0 | .0 | .0 | .1 | .1 | .3 | 1.0 | 11.7 |
| **4m/s** | 7.8 | 1.9 | .4 | .0 | .0 | .0 | .0 | .1 | .1 | .0 | .0 | .0 | .0 | .0 | .4 | 1.3 | 12.0 |
| **5m/s** | 9.2 | 2.0 | .1 | .0 | .0 | .0 | .0 | .2 | .0 | .0 | .0 | .0 | .0 | .0 | .1 | 1.3 | 13.0 |
| **6m/s** | 8.4 | 1.3 | .1 | .0 | .0 | .0 | .0 | .1 | .1 | .0 | .0 | .0 | .0 | .0 | .1 | 1.2 | 11.4 |
| **7m/s** | 6.8 | 1.4 | .0 | .0 | .0 | .0 | .0 | .1 | .1 | .1 | .0 | .0 | .0 | .0 | .0 | 1.0 | 9.3 |
| **8m/s** | 10.3 | 1.3 | .0 | .0 | .0 | .0 | .0 | .1 | .1 | .1 | .0 | .0 | .0 | .0 | .0 | 2.0 | 13.9 |
| **10m/s** | 6.0 | 1.0 | .0 | .0 | .0 | .0 | .0 | .0 | .1 | .0 | .0 | .0 | .0 | .0 | .0 | 1.0 | 8.1 |
| **12m/s** | 1.4 | .2 | .0 | .0 | .0 | .0 | .0 | .0 | .1 | .0 | .0 | .0 | .0 | .0 | .0 | .2 | 2.0 |
| **14m/s** | .3 | .0 | .0 | .0 | .0 | .0 | .0 | .0 | .0 | .0 | .0 | .0 | .0 | .0 | .0 | .0 | .4 |
| **16m/s** | .1 | .0 | .0 | .0 | .0 | .0 | .0 | .0 | .0 | .0 | .0 | .0 | .0 | .0 | .0 | .1 | .2 |
| **18m/s** | .0 | .0 | .0 | .0 | .0 | .0 | .0 | .0 | .0 | .0 | .0 | .0 | .0 | .0 | .1 | .1 | .2 |
| **20m/s** | .0 | .0 | .0 | .0 | .0 | .0 | .0 | .0 | .0 | .0 | .0 | .0 | .0 | .0 | .1 | .1 | .2 |
| **25m/s** | .0 | .0 | .0 | .0 | .0 | .0 | .0 | .0 | .0 | .0 | .0 | .0 | .0 | .0 | .1 | .0 | .1 |
| **30m/s** | .0 | .0 | .0 | .0 | .0 | .0 | .0 | .0 | .0 | .0 | .0 | .0 | .0 | .0 | .0 | .0 | .0 |
| **35m/s** | .0 | .0 | .0 | .0 | .0 | .0 | .0 | .0 | .0 | .0 | .0 | .0 | .0 | .0 | .0 | .0 | .0 |
| **40m/s** | .0 | .0 | .0 | .0 | .0 | .0 | .0 | .0 | .0 | .0 | .0 | .0 | .0 | .0 | .0 | .0 | .0 |
| **100m/s** | | | | | | | | | | | | | | | | | |
| 合計 (%) | 62.5 | 14.4 | 3.2 | .7 | .5 | .3 | 1.4 | 1.5 | 1.0 | .4 | .4 | .1 | .3 | .2 | 1.4 | 10.3 | 98.7 |

[註**1**]: 風速介於 **8.0m/s~ 10.0m/s** 佔 **13.9%** 。主風向 **N** 佔 **62.5%** 。

[註**2**]: 風速平均值 **= 5.9m/s** , 風速最大值 **= 25.8m/s** , 其風向爲 **NNW**。

[註**3**]: 風速小於**5m/s** 佔 **41.1%**; 介於**5~10m/s** 佔 **47.6%** ; 風速大於**10m/s** 佔 **11.3%**。

[註**4**]: 風向介於 **N~E** 佔 **54.9%**;**E~S** 佔 **3.9%** ;**S~W** 佔 **1.7%** ;**W~N** 佔 **38.2%**; 靜風佔 **1.3%** 。

[註**5**]: 資料每小時記錄一次 , 合計 **3682**筆 ( **99.0%**) , 檔名 : **W44ATCW0.1HY** 。

# 表6.3.63　歷年 11月 臺中港測站 W 風速及風向聯合分佈百分比 (%) 統計表

**1996年11月 1日 0時 ~ 2007年11月30日23時**

| 風向<br>風速 | N | NNE | NE | ENE | E | ESE | SE | SSE | S | SSW | SW | WSW | W | WNW | NW | NNW | 合計<br>(%) |
|---|---|---|---|---|---|---|---|---|---|---|---|---|---|---|---|---|---|
| **.3m/s** | .4 | .3 | .5 | .4 | .5 | .4 | .9 | .3 | .4 | .2 | .1 | .1 | .1 | .1 | .1 | .2 | 4.9 |
| **1m/s** | 2.0 | 1.0 | .7 | .5 | .1 | .5 | 1.0 | .6 | .7 | .1 | .0 | .0 | .2 | .2 | .4 | .5 | 8.5 |
| **2m/s** | 4.9 | 1.7 | .6 | .1 | .1 | .1 | .6 | .3 | .1 | .1 | .0 | .1 | .3 | .1 | .6 | .9 | 10.6 |
| **3m/s** | 6.6 | 1.8 | .5 | .0 | .0 | .0 | .0 | .1 | .1 | .0 | .0 | .1 | .3 | .1 | 1.0 | 1.5 | 12.0 |
| **4m/s** | 6.6 | 1.1 | .1 | .0 | .0 | .0 | .0 | .0 | .0 | .0 | .0 | .1 | .1 | .1 | .3 | 1.8 | 10.1 |
| **5m/s** | 5.6 | .9 | .0 | .0 | .0 | .0 | .0 | .0 | .0 | .0 | .0 | .1 | .0 | .0 | .1 | 2.3 | 9.0 |
| **6m/s** | 6.1 | 1.1 | .0 | .0 | .0 | .0 | .0 | .0 | .0 | .0 | .0 | .0 | .0 | .0 | .0 | 1.2 | 8.4 |
| **7m/s** | 6.1 | 1.4 | .0 | .0 | .0 | .0 | .0 | .0 | .0 | .0 | .0 | .0 | .0 | .0 | .0 | 1.1 | 8.6 |
| **8m/s** | 9.6 | 3.2 | .0 | .0 | .0 | .0 | .0 | .0 | .0 | .0 | .0 | .0 | .0 | .0 | .0 | 1.0 | 13.9 |
| **10m/s** | 4.2 | 2.4 | .0 | .0 | .0 | .0 | .0 | .0 | .0 | .0 | .0 | .0 | .0 | .0 | .0 | .4 | 7.1 |
| **12m/s** | 1.6 | 1.7 | .0 | .0 | .0 | .0 | .0 | .0 | .0 | .0 | .0 | .0 | .0 | .0 | .0 | .1 | 3.5 |
| **14m/s** | .5 | .2 | .0 | .0 | .0 | .0 | .0 | .0 | .0 | .0 | .0 | .0 | .0 | .0 | .0 | .0 | .7 |
| **16m/s** | .1 | .0 | .0 | .0 | .0 | .0 | .0 | .0 | .0 | .0 | .0 | .0 | .0 | .0 | .0 | .0 | .1 |
| **18m/s** | .0 | .0 | .0 | .0 | .0 | .0 | .0 | .0 | .0 | .0 | .0 | .0 | .0 | .0 | .0 | .0 | .0 |
| **20m/s** | .0 | .0 | .0 | .0 | .0 | .0 | .0 | .0 | .0 | .0 | .0 | .0 | .0 | .0 | .0 | .0 | .0 |
| **25m/s** | .0 | .0 | .0 | .0 | .0 | .0 | .0 | .0 | .0 | .0 | .0 | .0 | .0 | .0 | .0 | .0 | .0 |
| **30m/s** | .0 | .0 | .0 | .0 | .0 | .0 | .0 | .0 | .0 | .0 | .0 | .0 | .0 | .0 | .0 | .0 | .0 |
| **35m/s** | .0 | .0 | .0 | .0 | .0 | .0 | .0 | .0 | .0 | .0 | .0 | .0 | .0 | .0 | .0 | .0 | .0 |
| **40m/s** | .0 | .0 | .0 | .0 | .0 | .0 | .0 | .0 | .0 | .0 | .0 | .0 | .0 | .0 | .0 | .0 | .0 |
| **100m/s** | | | | | | | | | | | | | | | | | |
| 合計 (%) | 54.3 | 16.8 | 2.5 | 1.1 | .8 | 1.0 | 2.5 | 1.2 | 1.2 | .4 | .2 | .5 | .8 | .6 | 2.5 | 11.1 | 97.4 |

[註**1**]: 風速介於 **8.0m/s~ 10.0m/s** 佔 **13.9%** 。主風向 **N** 佔 **54.3%** 。

[註**2**]: 風速平均值 **= 5.5m/s** , 風速最大值 **= 16.3m/s** , 其風向爲 **N** 。

[註**3**]: 風速小於**5m/s** 佔 **48.7%**; 介於**5~10m/s** 佔 **39.8%** ; 風速大於**10m/s** 佔 **11.4%**。

[註**4**]: 風向介於 **N~E** 佔 **49.6%**;**E~S** 佔 **5.6%** ;**S~W** 佔 **2.3%** ;**W~N** 佔 **40.0%**; 靜風佔 **2.6%** 。

[註**5**]: 資料每小時記錄一次 , 合計 **3577**筆 ( **99.4%**) , 檔名 : **W44BTCW0.1HY** 。

# 表6.3.64　歷年 冬季 臺中港測站 W 風速及風向聯合分佈百分比 (%) 統計表

**1996年 1月 1日 0時 ~ 2007年 2月28日23時**

| 風向<br>風速 | N | NNE | NE | ENE | E | ESE | SE | SSE | S | SSW | SW | WSW | W | WNW | NW | NNW | 合計<br>(%) |
|---|---|---|---|---|---|---|---|---|---|---|---|---|---|---|---|---|---|
| **.3m/s** | .3 | .2 | .1 | .2 | .3 | .2 | .1 | .1 | .2 | .1 | .1 | .1 | .0 | .1 | .1 | .1 | 2.2 |
| **1m/s** | 1.0 | .6 | .4 | .3 | .3 | .5 | .5 | .2 | .2 | .1 | .1 | .1 | .1 | .1 | .1 | .4 | 4.8 |
| **2m/s** | 3.3 | 1.6 | .6 | .1 | .1 | .1 | .4 | .2 | .2 | .1 | .0 | .1 | .1 | .1 | .3 | .7 | 7.8 |
| **3m/s** | 5.7 | 2.3 | .5 | .0 | .0 | .1 | .1 | .1 | .1 | .0 | .0 | .1 | .1 | .1 | .5 | 1.4 | 11.1 |
| **4m/s** | 6.7 | 1.6 | .2 | .0 | .0 | .0 | .1 | .1 | .0 | .0 | .0 | .0 | .0 | .0 | .2 | 2.0 | 11.1 |
| **5m/s** | 7.8 | 1.2 | .0 | .0 | .0 | .0 | .0 | .0 | .0 | .0 | .0 | .1 | .0 | .0 | .1 | 1.8 | 11.2 |
| **6m/s** | 8.3 | 1.2 | .0 | .0 | .0 | .0 | .0 | .0 | .1 | .0 | .0 | .0 | .0 | .0 | .0 | 1.6 | 11.2 |
| **7m/s** | 8.6 | 1.1 | .0 | .0 | .0 | .0 | .0 | .0 | .0 | .0 | .0 | .0 | .0 | .0 | .0 | 1.3 | 11.1 |
| **8m/s** | 14.0 | 1.1 | .0 | .0 | .0 | .0 | .0 | .0 | .0 | .0 | .0 | .0 | .0 | .0 | .0 | 2.2 | 17.4 |
| **10m/s** | 6.5 | .9 | .0 | .0 | .0 | .0 | .0 | .0 | .0 | .0 | .0 | .0 | .0 | .0 | .0 | 1.1 | 8.5 |
| **12m/s** | 1.5 | .4 | .0 | .0 | .0 | .0 | .0 | .0 | .0 | .0 | .0 | .0 | .0 | .0 | .0 | .4 | 2.3 |
| **14m/s** | .3 | .0 | .0 | .0 | .0 | .0 | .0 | .0 | .0 | .0 | .0 | .0 | .0 | .0 | .0 | .0 | .4 |
| **16m/s** | .0 | .0 | .0 | .0 | .0 | .0 | .0 | .0 | .0 | .0 | .0 | .0 | .0 | .0 | .0 | .0 | .0 |
| **18m/s** | .0 | .0 | .0 | .0 | .0 | .0 | .0 | .0 | .0 | .0 | .0 | .0 | .0 | .0 | .0 | .0 | .0 |
| **20m/s** | .0 | .0 | .0 | .0 | .0 | .0 | .0 | .0 | .0 | .0 | .0 | .0 | .0 | .0 | .0 | .0 | .0 |
| **25m/s** | .0 | .0 | .0 | .0 | .0 | .0 | .0 | .0 | .0 | .0 | .0 | .0 | .0 | .0 | .0 | .0 | .0 |
| **30m/s** | .0 | .0 | .0 | .0 | .0 | .0 | .0 | .0 | .0 | .0 | .0 | .0 | .0 | .0 | .0 | .0 | .0 |
| **35m/s** | .0 | .0 | .0 | .0 | .0 | .0 | .0 | .0 | .0 | .0 | .0 | .0 | .0 | .0 | .0 | .0 | .0 |
| **40m/s** | .0 | .0 | .0 | .0 | .0 | .0 | .0 | .0 | .0 | .0 | .0 | .0 | .0 | .0 | .0 | .0 | .0 |
| **100m/s** | | | | | | | | | | | | | | | | | |
| 合計 (%) | 64.0 | 12.2 | 1.9 | .6 | .6 | .8 | 1.2 | .7 | .8 | .6 | .3 | .4 | .3 | .4 | 1.3 | 13.0 | 99.2 |

[註**1**]: 風速介於 **8.0m/s~ 10.0m/s** 佔 **17.4%** 。主風向 **N** 佔 **64.0%** 。

[註**2**]: 風速平均值 **= 6.1m/s** , 風速最大值 **= 16.7m/s** , 其風向爲 **N** 。

[註**3**]: 風速小於**5m/s** 佔 **37.9%**; 介於**5~10m/s** 佔 **50.9%** ; 風速大於**10m/s** 佔 **11.1%**。

[註**4**]: 風向介於 **N~E** 佔 **52.7%**;**E~S** 佔 **3.4%** ;**S~W** 佔 **2.0%** ;**W~N** 佔 **41.1%**; 靜風佔 **.8%** 。

[註**5**]: 資料每小時記錄一次 , 合計 **11312**筆 ( **98.2%**) , 檔名 : **W44WTCW0.1HY** 。

# 表6.3.65　歷年 春季 臺中港測站 W 風速及風向聯合分佈百分比 (%) 統計表

**1996年 3月 1日 0時 ~ 2007年 5月31日23時**

| 風向<br>風速 | N | NNE | NE | ENE | E | ESE | SE | SSE | S | SSW | SW | WSW | W | WNW | NW | NNW | 合計<br>(%) |
|---|---|---|---|---|---|---|---|---|---|---|---|---|---|---|---|---|---|
| **.3m/s** | .5 | .3 | .3 | .3 | .4 | .4 | .6 | .4 | .5 | .2 | .2 | .2 | .2 | .2 | .1 | .2 | 5.0 |
| **1m/s** | 1.7 | 1.3 | .8 | .4 | .5 | .7 | 1.5 | .9 | .8 | .5 | .3 | .3 | .4 | .3 | .5 | .7 | 11.6 |
| **2m/s** | 3.7 | 1.9 | .7 | .1 | .1 | .3 | 1.7 | .9 | 1.0 | .8 | .4 | .4 | .5 | .5 | .7 | 1.2 | 14.9 |
| **3m/s** | 4.7 | 1.8 | .2 | .0 | .1 | .2 | 1.2 | 1.4 | 1.0 | .9 | .3 | .6 | .5 | .4 | .8 | 1.9 | 16.0 |
| **4m/s** | 5.4 | 1.1 | .2 | .0 | .0 | .1 | .5 | 1.3 | .8 | .7 | .3 | .6 | .2 | .1 | .5 | 2.2 | 14.0 |
| **5m/s** | 5.1 | .8 | .0 | .0 | .0 | .0 | .2 | .6 | .6 | .6 | .3 | .5 | .1 | .0 | .2 | 1.7 | 10.9 |
| **6m/s** | 4.5 | .8 | .0 | .0 | .0 | .0 | .0 | .1 | .2 | .3 | .3 | .4 | .0 | .0 | .0 | 1.4 | 8.2 |
| **7m/s** | 3.9 | .7 | .0 | .0 | .0 | .0 | .0 | .0 | .1 | .1 | .2 | .2 | .0 | .0 | .0 | .9 | 6.1 |
| **8m/s** | 5.0 | .8 | .0 | .0 | .0 | .0 | .0 | .0 | .1 | .1 | .1 | .1 | .0 | .0 | .0 | 1.0 | 7.3 |
| **10m/s** | 2.0 | .4 | .0 | .0 | .0 | .0 | .0 | .0 | .0 | .0 | .0 | .0 | .0 | .0 | .0 | .5 | 3.0 |
| **12m/s** | .5 | .1 | .0 | .0 | .0 | .0 | .0 | .0 | .0 | .0 | .0 | .0 | .0 | .0 | .0 | .1 | .8 |
| **14m/s** | .1 | .0 | .0 | .0 | .0 | .0 | .0 | .0 | .0 | .0 | .0 | .0 | .0 | .0 | .0 | .0 | .2 |
| **16m/s** | .0 | .0 | .0 | .0 | .0 | .0 | .0 | .0 | .0 | .0 | .0 | .0 | .0 | .0 | .0 | .0 | .0 |
| **18m/s** | .0 | .0 | .0 | .0 | .0 | .0 | .0 | .0 | .0 | .0 | .0 | .0 | .0 | .0 | .0 | .0 | .0 |
| **20m/s** | .0 | .0 | .0 | .0 | .0 | .0 | .0 | .0 | .0 | .0 | .0 | .0 | .0 | .0 | .0 | .0 | .0 |
| **25m/s** | .0 | .0 | .0 | .0 | .0 | .0 | .0 | .0 | .0 | .0 | .0 | .0 | .0 | .0 | .0 | .0 | .0 |
| **30m/s** | .0 | .0 | .0 | .0 | .0 | .0 | .0 | .0 | .0 | .0 | .0 | .0 | .0 | .0 | .0 | .0 | .0 |
| **35m/s** | .0 | .0 | .0 | .0 | .0 | .0 | .0 | .0 | .0 | .0 | .0 | .0 | .0 | .0 | .0 | .0 | .0 |
| **40m/s** | .0 | .0 | .0 | .0 | .0 | .0 | .0 | .0 | .0 | .0 | .0 | .0 | .0 | .0 | .0 | .0 | .0 |
| **100m/s** | | | | | | | | | | | | | | | | | |
| 合計 (%) | 37.2 | 10.0 | 2.3 | .9 | 1.1 | 1.8 | 5.7 | 5.7 | 5.1 | 4.3 | 2.4 | 3.2 | 1.9 | 1.5 | 3.0 | 11.8 | 97.8 |

[註**1**]: 風速介於 **3.0m/s~ 4.0m/s** 佔 **16.0%** 。主風向 **N** 佔 **37.2%** 。

[註**2**]: 風速平均值 **= 4.4m/s** , 風速最大值 **= 16.2m/s** , 其風向爲 **N** 。

[註**3**]: 風速小於**5m/s** 佔 **63.7%**; 介於**5~10m/s** 佔 **32.4%** ; 風速大於**10m/s** 佔 **4.0%**。

[註**4**]: 風向介於 **N~E** 佔 **39.5%**;**E~S** 佔 **15.3%** ;**S~W** 佔 **14.3%** ;**W~N** 佔 **28.7%**; 靜風佔 **2.2%** 。

[註**5**]: 資料每小時記錄一次 , 合計 **13172**筆 ( **99.4%**) , 檔名 : **W44NTCW0.1HY** 。

# 表6.3.66　歷年 夏季 臺中港測站 W 風速及風向聯合分佈百分比 (%) 統計表

**1996年 6月 1日 1時 ~ 2007年 8月31日23時**

| 風向<br>風速 | N | NNE | NE | ENE | E | ESE | SE | SSE | S | SSW | SW | WSW | W | WNW | NW | NNW | 合計<br>(%) |
|---|---|---|---|---|---|---|---|---|---|---|---|---|---|---|---|---|---|
| **.3m/s** | .6 | .4 | .4 | .2 | .4 | .4 | .8 | .6 | .6 | .5 | .3 | .2 | .3 | .3 | .1 | .2 | 6.3 |
| **1m/s** | 1.3 | .9 | .6 | .3 | .4 | .7 | 3.4 | 1.5 | 1.1 | .9 | .5 | .5 | .6 | .5 | .6 | .5 | 14.3 |
| **2m/s** | 1.6 | 1.0 | .3 | .1 | .1 | .3 | 4.7 | 2.2 | 1.3 | 1.1 | .5 | .4 | .8 | .7 | 1.0 | .8 | 17.0 |
| **3m/s** | 1.4 | .6 | .1 | .0 | .0 | .2 | 3.2 | 3.5 | 2.0 | 1.5 | .5 | .8 | 1.0 | .7 | 1.3 | 1.3 | 18.1 |
| **4m/s** | 1.0 | .3 | .0 | .0 | .0 | .1 | 1.3 | 3.4 | 2.2 | 1.4 | .6 | .9 | .8 | .3 | 1.3 | 1.6 | 15.3 |
| **5m/s** | .9 | .1 | .0 | .0 | .0 | .0 | .6 | 2.0 | 1.8 | 1.0 | .7 | 1.0 | .5 | .1 | .5 | 1.4 | 10.6 |
| **6m/s** | .8 | .0 | .0 | .0 | .0 | .0 | .2 | .8 | 1.0 | .6 | .8 | .9 | .3 | .0 | .1 | .8 | 6.3 |
| **7m/s** | .5 | .0 | .0 | .0 | .0 | .0 | .1 | .5 | .6 | .4 | .5 | .6 | .1 | .0 | .0 | .3 | 3.7 |
| **8m/s** | .7 | .0 | .0 | .0 | .0 | .0 | .0 | .4 | .3 | .4 | .3 | .5 | .0 | .0 | .1 | .4 | 3.4 |
| **10m/s** | .4 | .0 | .0 | .0 | .0 | .0 | .0 | .1 | .1 | .1 | .1 | .0 | .0 | .0 | .0 | .2 | 1.1 |
| **12m/s** | .1 | .0 | .0 | .0 | .0 | .0 | .0 | .0 | .1 | .0 | .0 | .0 | .0 | .0 | .0 | .2 | .5 |
| **14m/s** | .1 | .0 | .0 | .0 | .0 | .0 | .0 | .0 | .0 | .0 | .0 | .0 | .0 | .0 | .0 | .2 | .3 |
| **16m/s** | .0 | .0 | .0 | .0 | .0 | .0 | .0 | .0 | .0 | .0 | .0 | .0 | .0 | .0 | .0 | .1 | .2 |
| **18m/s** | .0 | .0 | .0 | .0 | .0 | .0 | .0 | .0 | .0 | .0 | .0 | .0 | .0 | .0 | .0 | .1 | .1 |
| **20m/s** | .0 | .0 | .0 | .0 | .0 | .0 | .0 | .0 | .0 | .0 | .0 | .0 | .0 | .0 | .0 | .1 | .2 |
| **25m/s** | .0 | .0 | .0 | .0 | .0 | .0 | .0 | .0 | .0 | .0 | .0 | .0 | .0 | .0 | .0 | .0 | .0 |
| **30m/s** | .0 | .0 | .0 | .0 | .0 | .0 | .0 | .0 | .0 | .0 | .0 | .0 | .0 | .0 | .0 | .0 | .0 |
| **35m/s** | .0 | .0 | .0 | .0 | .0 | .0 | .0 | .0 | .0 | .0 | .0 | .0 | .0 | .0 | .0 | .0 | .0 |
| **40m/s** | .0 | .0 | .0 | .0 | .0 | .0 | .0 | .0 | .0 | .0 | .0 | .0 | .0 | .0 | .0 | .0 | .0 |
| **100m/s** | | | | | | | | | | | | | | | | | |
| 合計 (%) | 9.5 | 3.3 | 1.4 | .7 | .9 | 1.7 | 14.3 | 15.0 | 11.2 | 8.1 | 4.8 | 5.9 | 4.4 | 2.7 | 5.2 | 8.2 | 97.4 |

[註1]: 風速介於 **3.0m/s~ 4.0m/s** 佔 **18.1%** 。主風向 **SSE** 佔 **15.0%** 。

[註2]: 風速平均值 = **3.8m/s** , 風速最大值 = **24.6m/s** , 其風向爲 **NNW**。

[註3]: 風速小於**5m/s** 佔 **73.7%**; 介於**5~10m/s** 佔 **24.0%** ; 風速大於**10m/s** 佔 **2.3%**。

[註4]: 風向介於 **N~E** 佔 **12.2%**;**E~S** 佔 **35.0%** ;**S~W** 佔 **27.5%** ;**W~N** 佔 **22.6%**; 靜風佔 **2.6%** 。

[註5]: 資料每小時記錄一次 , 合計 **11740**筆 ( **99.8%**) , 檔名 : **W44STCW0.1HY** 。

# 表6.3.67　歷年 秋季 臺中港測站 W 風速及風向聯合分佈百分比 (%) 統計表

**1996年 9月 1日 0時 ~ 2007年11月30日23時**

| 風向<br>風速 | N | NNE | NE | ENE | E | ESE | SE | SSE | S | SSW | SW | WSW | W | WNW | NW | NNW | 合計<br>(%) |
|---|---|---|---|---|---|---|---|---|---|---|---|---|---|---|---|---|---|
| **.3m/s** | .5 | .3 | .4 | .3 | .5 | .3 | .7 | .4 | .4 | .2 | .2 | .1 | .1 | .1 | .1 | .2 | 4.8 |
| **1m/s** | 1.8 | 1.1 | .9 | .4 | .2 | .4 | 1.7 | .8 | .6 | .2 | .1 | .1 | .2 | .1 | .3 | .4 | 9.4 |
| **2m/s** | 4.6 | 1.9 | .8 | .2 | .1 | .1 | 1.4 | .8 | .4 | .3 | .1 | .2 | .3 | .2 | .4 | .9 | 12.6 |
| **3m/s** | 6.3 | 2.1 | .5 | .0 | .0 | .0 | .4 | .5 | .3 | .1 | .1 | .1 | .3 | .2 | .8 | 1.4 | 13.1 |
| **4m/s** | 6.3 | 1.4 | .2 | .0 | .0 | .0 | .1 | .2 | .2 | .0 | .0 | .1 | .1 | .1 | .5 | 1.8 | 11.1 |
| **5m/s** | 6.4 | 1.2 | .1 | .0 | .0 | .0 | .0 | .2 | .1 | .0 | .1 | .2 | .0 | .0 | .2 | 1.8 | 10.3 |
| **6m/s** | 5.8 | 1.0 | .0 | .0 | .0 | .0 | .0 | .1 | .0 | .0 | .0 | .0 | .0 | .0 | .1 | 1.3 | 8.4 |
| **7m/s** | 5.0 | 1.0 | .0 | .0 | .0 | .0 | .0 | .0 | .0 | .0 | .0 | .0 | .0 | .0 | .0 | 1.1 | 7.2 |
| **8m/s** | 7.9 | 1.7 | .0 | .0 | .0 | .0 | .0 | .0 | .0 | .0 | .0 | .0 | .0 | .0 | .0 | 1.6 | 11.5 |
| **10m/s** | 4.0 | 1.3 | .0 | .0 | .0 | .0 | .0 | .0 | .0 | .0 | .0 | .0 | .0 | .0 | .0 | .7 | 6.1 |
| **12m/s** | 1.3 | .7 | .0 | .0 | .0 | .0 | .0 | .0 | .0 | .0 | .0 | .0 | .0 | .0 | .0 | .2 | 2.3 |
| **14m/s** | .3 | .1 | .0 | .0 | .0 | .0 | .0 | .0 | .0 | .0 | .0 | .0 | .0 | .0 | .0 | .1 | .5 |
| **16m/s** | .1 | .0 | .0 | .0 | .0 | .0 | .0 | .0 | .0 | .0 | .0 | .0 | .0 | .0 | .0 | .1 | .2 |
| **18m/s** | .0 | .0 | .0 | .0 | .0 | .0 | .0 | .0 | .0 | .0 | .0 | .0 | .0 | .0 | .0 | .0 | .1 |
| **20m/s** | .0 | .0 | .0 | .0 | .0 | .0 | .0 | .0 | .0 | .0 | .0 | .0 | .0 | .0 | .0 | .1 | .1 |
| **25m/s** | .0 | .0 | .0 | .0 | .0 | .0 | .0 | .0 | .0 | .0 | .0 | .0 | .0 | .0 | .0 | .0 | .0 |
| **30m/s** | .0 | .0 | .0 | .0 | .0 | .0 | .0 | .0 | .0 | .0 | .0 | .0 | .0 | .0 | .0 | .0 | .0 |
| **35m/s** | .0 | .0 | .0 | .0 | .0 | .0 | .0 | .0 | .0 | .0 | .0 | .0 | .0 | .0 | .0 | .0 | .0 |
| **40m/s** | .0 | .0 | .0 | .0 | .0 | .0 | .0 | .0 | .0 | .0 | .0 | .0 | .0 | .0 | .0 | .0 | .0 |
| **100m/s** | | | | | | | | | | | | | | | | | |
| 合計 (%) | 50.3 | 13.8 | 3.1 | 1.0 | .8 | .9 | 4.3 | 3.1 | 2.1 | .9 | .6 | .9 | 1.0 | .7 | 2.5 | 11.7 | 97.6 |

[註1]: 風速介於 **3.0m/s~ 4.0m/s** 佔 **13.1%** 。主風向 **N** 佔 **50.3%** 。

[註2]: 風速平均值 = **5.2m/s** , 風速最大值 = **29.5m/s** , 其風向爲 **NNW**。

[註3]: 風速小於**5m/s** 佔 **53.4%**; 介於**5~10m/s** 佔 **37.3%** ; 風速大於**10m/s** 佔 **9.3%**。

[註4]: 風向介於 **N~E** 佔 **46.9%**;**E~S** 佔 **9.5%** ;**S~W** 佔 **4.3%** ;**W~N** 佔 **36.9%**; 靜風佔 **2.4%** 。

[註5]: 資料每小時記錄一次 , 合計 **10837**筆 ( **99.2%**) , 檔名 : **W44FTCW0.1HY** 。

# 表6.3.68　歷年 臺中港測站 W 風速及風向聯合分佈百分比 (%) 統計表

**1996年 1月 1日 0時 ~ 2007年11月30日23時**

| 風向<br>風速 | N | NNE | NE | ENE | E | ESE | SE | SSE | S | SSW | SW | WSW | W | WNW | NW | NNW | 合計<br>(%) |
|---|---|---|---|---|---|---|---|---|---|---|---|---|---|---|---|---|---|
| **.3m/s** | .5 | .3 | .3 | .3 | .4 | .3 | .6 | .4 | .4 | .2 | .2 | .1 | .2 | .2 | .1 | .2 | 4.6 |
| **1m/s** | 1.5 | 1.0 | .7 | .4 | .4 | .6 | 1.8 | .8 | .7 | .5 | .2 | .2 | .3 | .3 | .4 | .5 | 10.2 |
| **2m/s** | 3.3 | 1.6 | .6 | .1 | .1 | .2 | 2.0 | 1.0 | .8 | .6 | .3 | .3 | .4 | .4 | .6 | .9 | 13.2 |
| **3m/s** | 4.5 | 1.7 | .3 | .0 | .0 | .1 | 1.2 | 1.4 | .9 | .7 | .2 | .4 | .5 | .4 | .9 | 1.5 | 14.7 |
| **4m/s** | 4.9 | 1.1 | .2 | .0 | .0 | .1 | .5 | 1.3 | .8 | .6 | .3 | .4 | .3 | .1 | .6 | 1.9 | 13.0 |
| **5m/s** | 5.0 | .8 | .0 | .0 | .0 | .0 | .2 | .7 | .7 | .4 | .3 | .4 | .2 | .0 | .2 | 1.7 | 10.7 |
| **6m/s** | 4.8 | .8 | .0 | .0 | .0 | .0 | .1 | .3 | .3 | .2 | .3 | .4 | .1 | .0 | .1 | 1.2 | 8.5 |
| **7m/s** | 4.4 | .7 | .0 | .0 | .0 | .0 | .0 | .1 | .2 | .1 | .2 | .2 | .0 | .0 | .0 | .9 | 6.9 |
| **8m/s** | 6.8 | .9 | .0 | .0 | .0 | .0 | .0 | .1 | .1 | .1 | .1 | .2 | .0 | .0 | .0 | 1.3 | 9.7 |
| **10m/s** | 3.1 | .6 | .0 | .0 | .0 | .0 | .0 | .0 | .0 | .0 | .0 | .0 | .0 | .0 | .0 | .6 | 4.5 |
| **12m/s** | .8 | .3 | .0 | .0 | .0 | .0 | .0 | .0 | .0 | .0 | .0 | .0 | .0 | .0 | .0 | .2 | 1.4 |
| **14m/s** | .2 | .0 | .0 | .0 | .0 | .0 | .0 | .0 | .0 | .0 | .0 | .0 | .0 | .0 | .0 | .1 | .3 |
| **16m/s** | .0 | .0 | .0 | .0 | .0 | .0 | .0 | .0 | .0 | .0 | .0 | .0 | .0 | .0 | .0 | .0 | .1 |
| **18m/s** | .0 | .0 | .0 | .0 | .0 | .0 | .0 | .0 | .0 | .0 | .0 | .0 | .0 | .0 | .0 | .0 | .0 |
| **20m/s** | .0 | .0 | .0 | .0 | .0 | .0 | .0 | .0 | .0 | .0 | .0 | .0 | .0 | .0 | .0 | .0 | .1 |
| **25m/s** | .0 | .0 | .0 | .0 | .0 | .0 | .0 | .0 | .0 | .0 | .0 | .0 | .0 | .0 | .0 | .0 | .0 |
| **30m/s** | .0 | .0 | .0 | .0 | .0 | .0 | .0 | .0 | .0 | .0 | .0 | .0 | .0 | .0 | .0 | .0 | .0 |
| **35m/s** | .0 | .0 | .0 | .0 | .0 | .0 | .0 | .0 | .0 | .0 | .0 | .0 | .0 | .0 | .0 | .0 | .0 |
| **40m/s** | .0 | .0 | .0 | .0 | .0 | .0 | .0 | .0 | .0 | .0 | .0 | .0 | .0 | .0 | .0 | .0 | .0 |
| **100m/s** | | | | | | | | | | | | | | | | | |
| 合計 (%) | 39.7 | 9.7 | 2.2 | .8 | .9 | 1.3 | 6.4 | 6.2 | 4.9 | 3.6 | 2.1 | 2.7 | 2.0 | 1.4 | 3.0 | 11.2 | 98.0 |

[註**1**]: 風速介於 **3.0m/s~ 4.0m/s** 佔 **14.7%** 。主風向 **N** 佔 **39.7%** 。

[註**2**]: 風速平均值 **= 4.9m/s** , 風速最大值 **= 29.5m/s** , 其風向爲 **NNW**。

[註**3**]: 風速小於**5m/s** 佔 **57.6%**; 介於**5~10m/s** 佔 **35.9%** ; 風速大於**10m/s** 佔 **6.5%**。

[註**4**]: 風向介於 **N~E** 佔 **37.6%**;**E~S** 佔 **16.0%** ;**S~W** 佔 **12.3%** ;**W~N** 佔 **32.1%**; 靜風佔 **2.0%** 。

[註**5**]: 資料每小時記錄一次 , 合計 **47061**筆 ( **99.2%**) , 檔名 : **W440TCW0.1HY** 。

## 6.4　2007年安平港風速及風向聯合分佈表

# 表6.4.1　2006年 12月 安平港測站1風速及風向聯合分佈百分比 (%) 統計表

**2006年12月 1日 1時 ~ 2006年12月31日23時**

| 風向<br>風速 | N | NNE | NE | ENE | E | ESE | SE | SSE | S | SSW | SW | WSW | W | WNW | NW | NNW | 合計<br>(%) |
|---|---|---|---|---|---|---|---|---|---|---|---|---|---|---|---|---|---|
| **.3m/s** | .0 | .0 | .0 | .0 | .0 | .0 | .0 | .0 | .0 | .0 | .0 | .0 | .0 | .0 | .0 | .0 | .0 |
| **1m/s** | .1 | .0 | .5 | .0 | .3 | .0 | .0 | .0 | .1 | .0 | .0 | .0 | .0 | .0 | .0 | .3 | 1.3 |
| **2m/s** | .9 | 2.3 | 2.4 | .3 | .0 | .0 | .0 | .0 | .0 | .0 | .0 | .1 | .0 | .1 | .1 | .1 | 6.5 |
| **3m/s** | 1.9 | 3.4 | 1.5 | .3 | .1 | .1 | .0 | .0 | .0 | .0 | .0 | .0 | .0 | .1 | .3 | .3 | 7.9 |
| **4m/s** | 2.2 | 3.9 | .9 | .0 | .0 | .0 | .0 | .0 | .0 | .0 | .0 | .0 | .0 | .1 | .3 | 1.2 | 8.6 |
| **5m/s** | 3.8 | 5.5 | .7 | .0 | .0 | .0 | .0 | .0 | .0 | .0 | .0 | .0 | .0 | .0 | .0 | .5 | 10.5 |
| **6m/s** | 4.6 | 7.5 | .3 | .0 | .0 | .0 | .0 | .0 | .0 | .1 | .0 | .0 | .0 | .0 | .1 | .8 | 13.5 |
| **7m/s** | 4.2 | 9.3 | .1 | .0 | .0 | .0 | .0 | .0 | .0 | .0 | .0 | .0 | .0 | .0 | .0 | .3 | 13.9 |
| **8m/s** | 8.2 | 13.3 | .4 | .0 | .0 | .0 | .0 | .0 | .0 | .0 | .0 | .0 | .0 | .0 | .0 | .1 | 22.1 |
| **10m/s** | 3.6 | 5.9 | .0 | .0 | .0 | .0 | .0 | .0 | .0 | .0 | .0 | .0 | .0 | .0 | .1 | .1 | 9.8 |
| **12m/s** | .3 | 2.6 | .0 | .0 | .0 | .0 | .0 | .0 | .0 | .0 | .0 | .0 | .0 | .0 | .0 | .0 | 2.8 |
| **14m/s** | .1 | 1.9 | .0 | .0 | .0 | .0 | .0 | .0 | .0 | .0 | .0 | .0 | .0 | .0 | .0 | .0 | 2.0 |
| **16m/s** | .4 | .7 | .0 | .0 | .0 | .0 | .0 | .0 | .0 | .0 | .0 | .0 | .0 | .0 | .0 | .0 | 1.1 |
| **18m/s** | .0 | .0 | .0 | .0 | .0 | .0 | .0 | .0 | .0 | .0 | .0 | .0 | .0 | .0 | .0 | .0 | .0 |
| **20m/s** | .0 | .0 | .0 | .0 | .0 | .0 | .0 | .0 | .0 | .0 | .0 | .0 | .0 | .0 | .0 | .0 | .0 |
| **25m/s** | .0 | .0 | .0 | .0 | .0 | .0 | .0 | .0 | .0 | .0 | .0 | .0 | .0 | .0 | .0 | .0 | .0 |
| **30m/s** | .0 | .0 | .0 | .0 | .0 | .0 | .0 | .0 | .0 | .0 | .0 | .0 | .0 | .0 | .0 | .0 | .0 |
| **35m/s** | .0 | .0 | .0 | .0 | .0 | .0 | .0 | .0 | .0 | .0 | .0 | .0 | .0 | .0 | .0 | .0 | .0 |
| **40m/s** | .0 | .0 | .0 | .0 | .0 | .0 | .0 | .0 | .0 | .0 | .0 | .0 | .0 | .0 | .0 | .0 | .0 |
| **100m/s** | | | | | | | | | | | | | | | | | |
| 合計 (%) | 30.3 | 56.3 | 6.9 | .5 | .4 | .1 | .0 | .0 | .1 | .1 | .0 | .1 | .0 | .4 | .9 | 3.8 | 100.0 |

[註**1**]: 風速介於 **8.0m/s~ 10.0m/s** 佔 **22.1%** 。主風向 **NNE** 佔 **56.3%** 。

[註**2**]: 風速平均值 **= 7.2m/s** , 風速最大值 **= 17.6m/s** , 其風向爲 **N** 。

[註**3**]: 風速小於**5m/s** 佔 **24.4%**; 介於**5~10m/s** 佔 **59.9%** ; 風速大於**10m/s** 佔 **15.7%**。

[註**4**]: 風向介於 **N~E** 佔 **84.5%**;**E~S** 佔 **.3%** ;**S~W** 佔 **.4%** ;**W~N** 佔 **14.8%**; 靜風佔 **.0%** 。

[註**5**]: 資料每小時記錄一次 , 合計 **743**筆 ( **99.9%**) , 檔名 : **W06CAP10.1HA** 。

# 表6.4.2　2007年 1月 安平港測站1風速及風向聯合分佈百分比 (%) 統計表

**2007年 1月26日16時 ~ 2007年 1月31日23時**

| 風向<br>風速 | N | NNE | NE | ENE | E | ESE | SE | SSE | S | SSW | SW | WSW | W | WNW | NW | NNW | 合計<br>(%) |
|---|---|---|---|---|---|---|---|---|---|---|---|---|---|---|---|---|---|
| **.3m/s** | .0 | .0 | .0 | .0 | .0 | .0 | .0 | .0 | .0 | .0 | .0 | .0 | .0 | .0 | .0 | .0 | .0 |
| **1m/s** | .0 | .0 | .0 | .0 | .0 | .0 | .0 | .0 | .0 | .0 | .0 | .0 | .0 | .0 | .0 | .0 | .0 |
| **2m/s** | .0 | .0 | .0 | .0 | .0 | .0 | .0 | .0 | .0 | .0 | .0 | .0 | .0 | .0 | .0 | .0 | .0 |
| **3m/s** | .0 | .0 | .0 | .0 | .0 | .0 | .0 | .0 | .0 | .0 | .0 | .0 | .0 | .0 | .0 | .0 | .0 |
| **4m/s** | .0 | .0 | 1.8 | .0 | .0 | .0 | .0 | .0 | .0 | .0 | .0 | .0 | .0 | .0 | .0 | 1.8 | 3.5 |
| **5m/s** | 1.8 | 1.8 | .0 | .0 | .0 | .0 | .0 | .0 | .0 | .0 | .0 | .0 | .0 | .0 | .0 | .0 | 3.5 |
| **6m/s** | 3.5 | 15.8 | 1.8 | .0 | .0 | .0 | .0 | .0 | .0 | .0 | .0 | .0 | .0 | .0 | .0 | .0 | 21.1 |
| **7m/s** | 15.8 | 1.8 | .0 | .0 | .0 | .0 | .0 | .0 | .0 | .0 | .0 | .0 | .0 | .0 | .0 | 3.5 | 21.1 |
| **8m/s** | 33.3 | 10.5 | .0 | .0 | .0 | .0 | .0 | .0 | .0 | .0 | .0 | .0 | .0 | .0 | .0 | 1.8 | 45.6 |
| **10m/s** | 3.5 | .0 | .0 | .0 | .0 | .0 | .0 | .0 | .0 | .0 | .0 | .0 | .0 | .0 | .0 | 1.8 | 5.3 |
| **12m/s** | .0 | .0 | .0 | .0 | .0 | .0 | .0 | .0 | .0 | .0 | .0 | .0 | .0 | .0 | .0 | .0 | .0 |
| **14m/s** | .0 | .0 | .0 | .0 | .0 | .0 | .0 | .0 | .0 | .0 | .0 | .0 | .0 | .0 | .0 | .0 | .0 |
| **16m/s** | .0 | .0 | .0 | .0 | .0 | .0 | .0 | .0 | .0 | .0 | .0 | .0 | .0 | .0 | .0 | .0 | .0 |
| **18m/s** | .0 | .0 | .0 | .0 | .0 | .0 | .0 | .0 | .0 | .0 | .0 | .0 | .0 | .0 | .0 | .0 | .0 |
| **20m/s** | .0 | .0 | .0 | .0 | .0 | .0 | .0 | .0 | .0 | .0 | .0 | .0 | .0 | .0 | .0 | .0 | .0 |
| **25m/s** | .0 | .0 | .0 | .0 | .0 | .0 | .0 | .0 | .0 | .0 | .0 | .0 | .0 | .0 | .0 | .0 | .0 |
| **30m/s** | .0 | .0 | .0 | .0 | .0 | .0 | .0 | .0 | .0 | .0 | .0 | .0 | .0 | .0 | .0 | .0 | .0 |
| **35m/s** | .0 | .0 | .0 | .0 | .0 | .0 | .0 | .0 | .0 | .0 | .0 | .0 | .0 | .0 | .0 | .0 | .0 |
| **40m/s** | .0 | .0 | .0 | .0 | .0 | .0 | .0 | .0 | .0 | .0 | .0 | .0 | .0 | .0 | .0 | .0 | .0 |
| **100m/s** | | | | | | | | | | | | | | | | | |
| 合計 (%) | 57.9 | 29.8 | 3.5 | .0 | .0 | .0 | .0 | .0 | .0 | .0 | .0 | .0 | .0 | .0 | .0 | 8.8 | 100.0 |

[註**1**]: 風速介於 **8.0m/s~ 10.0m/s** 佔 **45.6%** 。主風向 **N** 佔 **57.9%** 。

[註**2**]: 風速平均值 **= 8.0m/s** , 風速最大值 **= 10.4m/s** , 其風向爲 **N** 。

[註**3**]: 風速小於**5m/s** 佔 **3.5%**; 介於**5~10m/s** 佔 **91.2%** ; 風速大於**10m/s** 佔 **5.3%**。

[註**4**]: 風向介於 **N~E** 佔 **82.5%**;**E~S** 佔 **.0%** ;**S~W** 佔 **.0%** ;**W~N** 佔 **17.5%**; 靜風佔 **.0%** 。

[註**5**]: 資料每小時記錄一次 , 合計 **57**筆 ( **7.7%**) , 檔名 : **W071AP10.1HA** 。

# 表6.4.3　2007年 2月 安平港測站1風速及風向聯合分佈百分比 (%) 統計表

**2007年 2月 1日 0時 ~ 2007年 2月10日18時**

| 風向<br>風速 | N | NNE | NE | ENE | E | ESE | SE | SSE | S | SSW | SW | WSW | W | WNW | NW | NNW | 合計<br>(%) |
|---|---|---|---|---|---|---|---|---|---|---|---|---|---|---|---|---|---|
| **.3m/s** | .0 | .9 | .0 | .0 | .0 | .0 | .0 | .0 | .0 | .0 | .0 | .0 | .0 | .0 | .0 | .0 | .9 |
| **1m/s** | 1.4 | 2.3 | 1.8 | .5 | .0 | .0 | .0 | .0 | .0 | .0 | .0 | .0 | .0 | .0 | .5 | .9 | 7.2 |
| **2m/s** | .9 | 2.3 | 1.4 | 1.4 | 1.4 | .0 | .0 | .0 | .0 | .0 | .0 | .0 | .5 | .5 | .5 | .9 | 9.5 |
| **3m/s** | 4.5 | 3.2 | .9 | .5 | .0 | .0 | .0 | .0 | .0 | .0 | .0 | .0 | .5 | .9 | .5 | 1.4 | 12.2 |
| **4m/s** | 2.7 | 4.5 | .9 | .5 | .0 | .0 | .0 | .0 | .0 | .0 | .0 | .0 | .0 | 1.4 | .9 | .5 | 11.3 |
| **5m/s** | 2.7 | 5.9 | .0 | .0 | .0 | .0 | .0 | .0 | .0 | .0 | .0 | .0 | .0 | .0 | 1.4 | 2.3 | 12.2 |
| **6m/s** | 2.3 | 3.2 | .0 | .0 | .0 | .0 | .0 | .0 | .0 | .0 | .0 | .0 | .0 | .0 | 1.8 | 2.3 | 9.5 |
| **7m/s** | 3.2 | 2.3 | .0 | .0 | .0 | .0 | .0 | .0 | .0 | .0 | .0 | .0 | .0 | .0 | .5 | 2.7 | 8.6 |
| **8m/s** | 7.7 | 5.9 | .0 | .0 | .0 | .0 | .0 | .0 | .0 | .0 | .0 | .0 | .0 | .0 | .0 | 2.3 | 15.8 |
| **10m/s** | 6.3 | 1.4 | .0 | .0 | .0 | .0 | .0 | .0 | .0 | .0 | .0 | .0 | .0 | .0 | .0 | .0 | 7.7 |
| **12m/s** | 3.6 | .0 | .0 | .0 | .0 | .0 | .0 | .0 | .0 | .0 | .0 | .0 | .0 | .0 | .0 | .5 | 4.1 |
| **14m/s** | .5 | .0 | .0 | .0 | .0 | .0 | .0 | .0 | .0 | .0 | .0 | .0 | .0 | .0 | .0 | .0 | .5 |
| **16m/s** | .0 | .0 | .0 | .0 | .0 | .0 | .0 | .0 | .0 | .0 | .0 | .0 | .0 | .0 | .0 | .0 | .0 |
| **18m/s** | .0 | .0 | .0 | .0 | .0 | .0 | .0 | .0 | .0 | .0 | .0 | .0 | .0 | .0 | .0 | .0 | .0 |
| **20m/s** | .0 | .0 | .0 | .0 | .0 | .0 | .0 | .0 | .0 | .0 | .0 | .0 | .0 | .0 | .0 | .0 | .0 |
| **25m/s** | .0 | .0 | .0 | .0 | .0 | .0 | .0 | .0 | .0 | .0 | .0 | .0 | .0 | .0 | .0 | .0 | .0 |
| **30m/s** | .0 | .0 | .0 | .0 | .0 | .0 | .0 | .0 | .0 | .0 | .0 | .0 | .0 | .0 | .0 | .0 | .0 |
| **35m/s** | .0 | .0 | .0 | .0 | .0 | .0 | .0 | .0 | .0 | .0 | .0 | .0 | .0 | .0 | .0 | .0 | .0 |
| **40m/s** | .0 | .0 | .0 | .0 | .0 | .0 | .0 | .0 | .0 | .0 | .0 | .0 | .0 | .0 | .0 | .0 | .0 |
| **100m/s** | | | | | | | | | | | | | | | | | |
| 合計 (%) | 35.7 | 31.7 | 5.0 | 2.7 | 1.4 | .0 | .0 | .0 | .0 | .0 | .0 | .0 | .9 | 2.7 | 5.9 | 13.6 | 99.5 |

[註**1**]: 風速介於 **8.0m/s~ 10.0m/s** 佔 **15.8%** 。主風向 **N** 佔 **35.7%** 。

[註**2**]: 風速平均值 **= 6.1m/s** , 風速最大值 **= 14.0m/s** , 其風向爲 **N** 。

[註**3**]: 風速小於**5m/s** 佔 **41.6%**; 介於**5~10m/s** 佔 **46.2%** ; 風速大於**10m/s** 佔 **12.2%**。

[註**4**]: 風向介於 **N~E** 佔 **65.2%**;**E~S** 佔 **.5%** ;**S~W** 佔 **.0%** ;**W~N** 佔 **33.9%**; 靜風佔 **.5%** 。

[註**5**]: 資料每小時記錄一次 , 合計 **221**筆 ( **32.9%**) , 檔名 : **W072AP10.1HA** 。

# 表6.4.4　2007年 3月 安平港測站1風速及風向聯合分佈百分比 (%) 統計表

**2007年 3月 7日 8時 ~ 2007年 3月31日23時**

| 風向<br>風速 | N | NNE | NE | ENE | E | ESE | SE | SSE | S | SSW | SW | WSW | W | WNW | NW | NNW | 合計<br>(%) |
|---|---|---|---|---|---|---|---|---|---|---|---|---|---|---|---|---|---|
| **.3m/s** | .0 | .0 | .0 | .2 | .2 | .0 | .0 | .0 | .0 | .0 | .2 | .2 | .6 | .2 | .0 | .2 | 1.8 |
| **1m/s** | .2 | .2 | .4 | .4 | .8 | .6 | .0 | .4 | .4 | .4 | .8 | 1.6 | .8 | .0 | .2 | .0 | 7.2 |
| **2m/s** | 1.0 | .8 | 1.2 | .6 | .4 | .4 | .4 | 1.0 | .2 | .2 | 1.6 | .8 | .8 | .4 | .4 | .6 | 10.8 |
| **3m/s** | .8 | .4 | .6 | .0 | .2 | .2 | .2 | .4 | 1.0 | .2 | .8 | 2.6 | .8 | .6 | .2 | 1.4 | 10.4 |
| **4m/s** | 3.2 | 2.6 | .0 | .0 | .0 | .0 | .2 | .8 | .2 | .2 | .6 | 1.8 | .2 | .0 | 1.2 | 1.2 | 12.2 |
| **5m/s** | 5.4 | 4.8 | .6 | .4 | .0 | .0 | .2 | .2 | .8 | .4 | .8 | .4 | .2 | .4 | .6 | 1.6 | 16.9 |
| **6m/s** | 6.0 | 3.8 | .2 | .0 | .0 | .0 | .0 | .0 | .0 | .0 | .0 | .0 | .0 | .0 | 1.6 | 2.0 | 13.7 |
| **7m/s** | 4.0 | 2.6 | .0 | .0 | .0 | .0 | .0 | .4 | .0 | .0 | .0 | .0 | .0 | .0 | .6 | 1.6 | 9.2 |
| **8m/s** | 5.6 | 3.2 | .0 | .0 | .0 | .0 | .0 | .0 | .0 | .0 | .0 | .0 | .0 | .0 | .2 | 3.2 | 12.2 |
| **10m/s** | 1.2 | 1.0 | .0 | .0 | .0 | .0 | .0 | .0 | .0 | .0 | .0 | .0 | .0 | .0 | .0 | .6 | 2.8 |
| **12m/s** | .8 | .0 | .0 | .0 | .0 | .0 | .0 | .0 | .0 | .0 | .0 | .0 | .0 | .0 | .0 | .6 | 1.4 |
| **14m/s** | .4 | .2 | .0 | .0 | .0 | .0 | .0 | .0 | .0 | .0 | .0 | .0 | .0 | .0 | .0 | .0 | .6 |
| **16m/s** | .0 | .0 | .0 | .0 | .0 | .0 | .0 | .0 | .0 | .0 | .0 | .0 | .0 | .0 | .0 | .0 | .0 |
| **18m/s** | .0 | .0 | .0 | .0 | .0 | .0 | .0 | .0 | .0 | .0 | .0 | .0 | .0 | .0 | .0 | .0 | .0 |
| **20m/s** | .0 | .0 | .0 | .0 | .0 | .0 | .0 | .0 | .0 | .0 | .0 | .0 | .0 | .0 | .0 | .0 | .0 |
| **25m/s** | .0 | .0 | .0 | .0 | .0 | .0 | .0 | .0 | .0 | .0 | .0 | .0 | .0 | .0 | .0 | .0 | .0 |
| **30m/s** | .0 | .0 | .0 | .0 | .0 | .0 | .0 | .0 | .0 | .0 | .0 | .0 | .0 | .0 | .0 | .0 | .0 |
| **35m/s** | .0 | .0 | .0 | .0 | .0 | .0 | .0 | .0 | .0 | .0 | .0 | .0 | .0 | .0 | .0 | .0 | .0 |
| **40m/s** | .0 | .0 | .0 | .0 | .0 | .0 | .0 | .0 | .0 | .0 | .0 | .0 | .0 | .0 | .0 | .0 | .0 |
| **100m/s** | | | | | | | | | | | | | | | | | |
| 合計 (%) | 28.7 | 19.7 | 3.0 | 1.6 | 1.6 | 1.2 | 1.0 | 3.2 | 2.6 | 1.4 | 4.8 | 7.4 | 3.4 | 1.6 | 5.0 | 13.1 | 99.4 |

[註**1**]: 風速介於 **5.0m/s~ 6.0m/s** 佔 **16.9%** 。主風向 **N** 佔 **28.7%** 。

[註**2**]: 風速平均值 **= 5.5m/s** , 風速最大值 **= 15.0m/s** , 其風向爲 **N** 。

[註**3**]: 風速小於**5m/s** 佔 **43.2%**; 介於**5~10m/s** 佔 **52.0%** ; 風速大於**10m/s** 佔 **4.8%**。

[註**4**]: 風向介於 **N~E** 佔 **46.4%**;**E~S** 佔 **7.0%** ;**S~W** 佔 **16.7%** ;**W~N** 佔 **29.3%**; 靜風佔 **.6%** 。

[註**5**]: 資料每小時記錄一次 , 合計 **498**筆 ( **66.9%**) , 檔名 : **W073AP10.1HA** 。

# 表6.4.5　2007年 4月 安平港測站1風速及風向聯合分佈百分比 (%) 統計表

**2007年 4月 1日 0時 ~ 2007年 4月30日23時**

| 風向<br>風速 | N | NNE | NE | ENE | E | ESE | SE | SSE | S | SSW | SW | WSW | W | WNW | NW | NNW | 合計<br>(%) |
|---|---|---|---|---|---|---|---|---|---|---|---|---|---|---|---|---|---|
| **.3m/s** | .2 | .0 | .0 | .2 | .2 | .0 | .2 | .0 | .0 | .0 | .6 | .5 | .0 | .3 | .2 | .3 | 2.6 |
| **1m/s** | .6 | 1.6 | 1.1 | 1.0 | .2 | .8 | .3 | .8 | .5 | .6 | .3 | .5 | .2 | .6 | .5 | .5 | 10.1 |
| **2m/s** | 1.9 | 1.6 | 1.4 | .8 | 1.4 | .2 | .5 | .3 | 1.1 | .3 | 1.1 | .6 | 1.0 | .5 | 1.0 | 1.1 | 14.9 |
| **3m/s** | 2.4 | 3.2 | 1.3 | .5 | .2 | .0 | .2 | .0 | .5 | .5 | .2 | .8 | .6 | 1.1 | .6 | 1.3 | 13.3 |
| **4m/s** | 2.1 | 2.9 | .3 | .0 | .2 | .0 | .0 | .5 | 1.4 | 1.0 | 1.0 | .2 | .8 | 1.4 | 1.3 | .8 | 13.8 |
| **5m/s** | 4.0 | 1.9 | .3 | .2 | .0 | .0 | .0 | .2 | .0 | 1.0 | .5 | .5 | .0 | 1.1 | .8 | 1.4 | 11.9 |
| **6m/s** | 3.7 | 1.8 | .0 | .0 | .0 | .0 | .0 | .0 | .3 | .5 | .3 | .0 | .0 | .3 | 2.1 | 1.4 | 10.4 |
| **7m/s** | 3.5 | 1.6 | .0 | .0 | .0 | .0 | .0 | .0 | .2 | .2 | .0 | .0 | .0 | .0 | 1.0 | 1.9 | 8.3 |
| **8m/s** | 4.5 | 1.9 | .0 | .0 | .0 | .0 | .0 | .0 | .2 | .2 | .0 | .0 | .0 | .0 | .0 | 2.1 | 8.8 |
| **10m/s** | 1.8 | .6 | .0 | .0 | .0 | .0 | .0 | 1.0 | .2 | .0 | .0 | .0 | .0 | .0 | .0 | .5 | 4.0 |
| **12m/s** | .8 | .2 | .0 | .0 | .0 | .0 | .0 | .0 | .0 | .0 | .0 | .0 | .0 | .0 | .0 | .0 | 1.0 |
| **14m/s** | .0 | .2 | .0 | .0 | .0 | .0 | .0 | .0 | .0 | .0 | .0 | .0 | .0 | .0 | .0 | .0 | .2 |
| **16m/s** | .3 | .0 | .0 | .0 | .0 | .0 | .0 | .0 | .0 | .0 | .0 | .0 | .0 | .0 | .0 | .0 | .3 |
| **18m/s** | .0 | .0 | .0 | .0 | .0 | .0 | .0 | .0 | .0 | .0 | .0 | .0 | .0 | .0 | .0 | .0 | .0 |
| **20m/s** | .0 | .0 | .0 | .0 | .0 | .0 | .0 | .0 | .0 | .0 | .0 | .0 | .0 | .0 | .0 | .0 | .0 |
| **25m/s** | .0 | .0 | .0 | .0 | .0 | .0 | .0 | .0 | .0 | .0 | .0 | .0 | .0 | .0 | .0 | .0 | .0 |
| **30m/s** | .0 | .0 | .0 | .0 | .0 | .0 | .0 | .0 | .0 | .0 | .0 | .0 | .0 | .0 | .0 | .0 | .0 |
| **35m/s** | .0 | .0 | .0 | .0 | .0 | .0 | .0 | .0 | .0 | .0 | .0 | .0 | .0 | .0 | .0 | .0 | .0 |
| **40m/s** | .0 | .0 | .0 | .0 | .0 | .0 | .0 | .0 | .0 | .0 | .0 | .0 | .0 | .0 | .0 | .0 | .0 |
| **100m/s** | | | | | | | | | | | | | | | | | |
| 合計 (%) | 25.8 | 17.5 | 4.5 | 2.6 | 2.1 | 1.0 | 1.1 | 2.7 | 4.3 | 4.2 | 4.0 | 3.0 | 2.6 | 5.4 | 7.4 | 11.4 | 99.5 |

[註**1**]: 風速介於 **2.0m/s~ 3.0m/s** 佔 **14.9%** 。主風向 **N** 佔 **25.8%** 。

[註**2**]: 風速平均值 **= 5.0m/s** , 風速最大值 **= 16.3m/s** , 其風向爲 **N** 。

[註**3**]: 風速小於**5m/s** 佔 **55.1%**; 介於**5~10m/s** 佔 **39.4%** ; 風速大於**10m/s** 佔 **5.4%**。

[註**4**]: 風向介於 **N~E** 佔 **42.6%**;**E~S** 佔 **8.5%** ;**S~W** 佔 **14.3%** ;**W~N** 佔 **34.1%**; 靜風佔 **.5%** 。

[註**5**]: 資料每小時記錄一次 , 合計 **624**筆 ( **86.7%**) , 檔名 : **W074AP10.1HA** 。

# 表6.4.6　2007年 5月 安平港測站1風速及風向聯合分佈百分比 (%) 統計表

**2007年 5月 1日 0時 ~ 2007年 5月31日16時**

| 風向<br>風速 | N | NNE | NE | ENE | E | ESE | SE | SSE | S | SSW | SW | WSW | W | WNW | NW | NNW | 合計<br>(%) |
|---|---|---|---|---|---|---|---|---|---|---|---|---|---|---|---|---|---|
| **.3m/s** | .0 | .3 | .4 | .1 | .3 | .3 | .0 | .0 | .3 | .1 | .0 | .0 | .1 | .1 | .0 | .1 | 2.4 |
| **1m/s** | 1.0 | .9 | .6 | .0 | .4 | 1.2 | .7 | .9 | .7 | 1.0 | .1 | .6 | .4 | .9 | 1.0 | 1.2 | 11.8 |
| **2m/s** | 1.3 | 1.0 | .3 | 1.0 | .9 | 1.8 | 1.3 | .6 | 1.6 | .7 | .9 | .6 | 1.2 | 1.8 | 2.1 | 1.5 | 18.5 |
| **3m/s** | 2.2 | 1.3 | .1 | .1 | .4 | 1.6 | .6 | .6 | 2.2 | 1.9 | 2.5 | 2.2 | 1.6 | 1.6 | 1.8 | 1.5 | 22.4 |
| **4m/s** | 3.2 | 1.3 | .4 | .0 | .1 | .4 | .4 | 2.2 | 1.0 | 1.5 | 1.6 | 1.5 | 1.6 | 1.6 | 1.8 | 1.3 | 20.1 |
| **5m/s** | 1.6 | 1.8 | .0 | .0 | .0 | .1 | .6 | .6 | .3 | .9 | .9 | .4 | 1.3 | 1.9 | 3.4 | .9 | 14.7 |
| **6m/s** | .6 | .6 | .0 | .0 | .0 | .0 | .1 | .3 | .6 | .1 | .0 | .0 | .4 | .6 | 1.2 | 1.0 | 5.6 |
| **7m/s** | .0 | .0 | .0 | .0 | .0 | .0 | .1 | .1 | .0 | .1 | .0 | .0 | .0 | .3 | .3 | .7 | 1.8 |
| **8m/s** | .1 | .0 | .0 | .0 | .0 | .0 | .0 | .0 | .0 | .0 | .0 | .0 | .0 | .1 | .4 | .7 | 1.5 |
| **10m/s** | .0 | .0 | .0 | .0 | .0 | .0 | .0 | .0 | .0 | .0 | .0 | .0 | .0 | .0 | .0 | .0 | .0 |
| **12m/s** | .0 | .0 | .0 | .0 | .0 | .0 | .0 | .0 | .0 | .0 | .0 | .0 | .0 | .0 | .0 | .0 | .0 |
| **14m/s** | .0 | .0 | .0 | .0 | .0 | .0 | .0 | .0 | .0 | .0 | .0 | .0 | .0 | .0 | .0 | .0 | .0 |
| **16m/s** | .0 | .0 | .0 | .0 | .0 | .0 | .0 | .0 | .0 | .0 | .0 | .0 | .0 | .0 | .0 | .0 | .0 |
| **18m/s** | .0 | .0 | .0 | .0 | .0 | .0 | .0 | .0 | .0 | .0 | .0 | .0 | .0 | .0 | .0 | .0 | .0 |
| **20m/s** | .0 | .0 | .0 | .0 | .0 | .0 | .0 | .0 | .0 | .0 | .0 | .0 | .0 | .0 | .0 | .0 | .0 |
| **25m/s** | .0 | .0 | .0 | .0 | .0 | .0 | .0 | .0 | .0 | .0 | .0 | .0 | .0 | .0 | .0 | .0 | .0 |
| **30m/s** | .0 | .0 | .0 | .0 | .0 | .0 | .0 | .0 | .0 | .0 | .0 | .0 | .0 | .0 | .0 | .0 | .0 |
| **35m/s** | .0 | .0 | .0 | .0 | .0 | .0 | .0 | .0 | .0 | .0 | .0 | .0 | .0 | .0 | .0 | .0 | .0 |
| **40m/s** | .0 | .0 | .0 | .0 | .0 | .0 | .0 | .0 | .0 | .0 | .0 | .0 | .0 | .0 | .0 | .0 | .0 |
| **100m/s** | | | | | | | | | | | | | | | | | |
| 合計 (%) | 10.1 | 7.2 | 1.9 | 1.3 | 2.2 | 5.4 | 4.0 | 5.3 | 6.8 | 6.5 | 6.0 | 5.3 | 6.8 | 9.0 | 11.9 | 9.0 | 98.7 |

[註**1**]: 風速介於 **3.0m/s~ 4.0m/s** 佔 **22.4%** 。主風向 **NW** 佔 **11.9%** 。

[註**2**]: 風速平均值 **= 3.7m/s** , 風速最大值 **= 9.5m/s** , 其風向爲 **N** 。

[註**3**]: 風速小於**5m/s** 佔 **76.5%**; 介於**5~10m/s** 佔 **23.5%** ; 風速大於**10m/s** 佔 **.0%**。

[註**4**]: 風向介於 **N~E** 佔 **17.8%**;**E~S** 佔 **19.0%** ;**S~W** 佔 **25.9%** ;**W~N** 佔 **36.0%**; 靜風佔 **1.3%** 。

[註**5**]: 資料每小時記錄一次 , 合計 **680**筆 ( **91.4%**) , 檔名 : **W075AP10.1HA** 。

# 表6.4.7　2007年 6月 安平港測站1風速及風向聯合分佈百分比 (%) 統計表

**2007年 6月 1日 0時 ~ 2007年 6月30日23時**

| 風向<br>風速 | N | NNE | NE | ENE | E | ESE | SE | SSE | S | SSW | SW | WSW | W | WNW | NW | NNW | 合計<br>(%) |
|---|---|---|---|---|---|---|---|---|---|---|---|---|---|---|---|---|---|
| **.3m/s** | .0 | .0 | .0 | .3 | .3 | .4 | .0 | .1 | .0 | .0 | .3 | .1 | .3 | .0 | .4 | .1 | 2.4 |
| **1m/s** | .4 | .6 | .3 | .7 | 2.0 | .6 | .7 | .3 | .1 | .3 | 1.3 | 1.0 | .4 | .3 | .3 | .1 | 9.5 |
| **2m/s** | .4 | 1.0 | .4 | 1.1 | 3.6 | 5.0 | 1.0 | .6 | .6 | 1.0 | .9 | 1.0 | .7 | .1 | .1 | .0 | 17.6 |
| **3m/s** | 1.0 | .9 | .9 | 1.0 | 1.7 | 4.9 | 1.4 | .4 | 1.4 | 1.1 | 1.0 | .4 | .7 | .9 | .3 | .9 | 18.9 |
| **4m/s** | .0 | .3 | .3 | .4 | .1 | 2.3 | 1.7 | 1.3 | 2.2 | .9 | .9 | .4 | .7 | .7 | 1.0 | .6 | 13.8 |
| **5m/s** | .0 | .4 | .1 | .0 | .1 | .7 | 1.3 | 1.4 | 1.6 | 1.3 | .6 | .6 | .3 | .3 | 1.7 | .6 | 11.0 |
| **6m/s** | .0 | .0 | .0 | .0 | .0 | 1.3 | .7 | 1.1 | 1.6 | .4 | .4 | .1 | .0 | .0 | .9 | .1 | 6.7 |
| **7m/s** | .0 | .0 | .1 | .0 | .1 | .1 | 1.0 | .7 | 1.9 | .1 | .1 | .3 | .0 | .0 | .1 | .0 | 4.7 |
| **8m/s** | .0 | .0 | .0 | .0 | .0 | .0 | .6 | 1.7 | 4.9 | .6 | .0 | .0 | .0 | .0 | .0 | .0 | 7.7 |
| **10m/s** | .0 | .0 | .0 | .0 | .0 | .0 | .1 | 2.4 | 3.2 | .0 | .0 | .1 | .0 | .0 | .0 | .0 | 5.9 |
| **12m/s** | .0 | .0 | .0 | .0 | .0 | .0 | .0 | .7 | .6 | .0 | .0 | .0 | .0 | .0 | .0 | .0 | 1.3 |
| **14m/s** | .0 | .0 | .0 | .0 | .0 | .0 | .0 | .0 | .0 | .0 | .0 | .0 | .0 | .0 | .0 | .0 | .0 |
| **16m/s** | .0 | .0 | .0 | .0 | .0 | .0 | .0 | .0 | .0 | .0 | .0 | .0 | .0 | .0 | .0 | .0 | .0 |
| **18m/s** | .0 | .0 | .0 | .0 | .0 | .0 | .0 | .0 | .0 | .0 | .0 | .0 | .0 | .0 | .0 | .0 | .0 |
| **20m/s** | .0 | .0 | .0 | .0 | .0 | .0 | .0 | .0 | .0 | .0 | .0 | .0 | .0 | .0 | .0 | .0 | .0 |
| **25m/s** | .0 | .0 | .0 | .0 | .0 | .0 | .0 | .0 | .0 | .0 | .0 | .0 | .0 | .0 | .0 | .0 | .0 |
| **30m/s** | .0 | .0 | .0 | .0 | .0 | .0 | .0 | .0 | .0 | .0 | .0 | .0 | .0 | .0 | .0 | .0 | .0 |
| **35m/s** | .0 | .0 | .0 | .0 | .0 | .0 | .0 | .0 | .0 | .0 | .0 | .0 | .0 | .0 | .0 | .0 | .0 |
| **40m/s** | .0 | .0 | .0 | .0 | .0 | .0 | .0 | .0 | .0 | .0 | .0 | .0 | .0 | .0 | .0 | .0 | .0 |
| **100m/s** | | | | | | | | | | | | | | | | | |
| 合計 (%) | 1.9 | 3.2 | 2.2 | 3.6 | 8.0 | 15.4 | 8.6 | 10.9 | 17.9 | 5.7 | 5.5 | 4.2 | 3.2 | 2.3 | 4.9 | 2.4 | 99.7 |

[註**1**]: 風速介於 **3.0m/s~ 4.0m/s** 佔 **18.9%** 。主風向 **S** 佔 **17.9%** 。

[註**2**]: 風速平均值 **= 4.8m/s** , 風速最大值 **= 13.0m/s** , 其風向爲 **SSE**。

[註**3**]: 風速小於**5m/s** 佔 **62.6%**; 介於**5~10m/s** 佔 **30.3%** ; 風速大於**10m/s** 佔 **7.2%**。

[註**4**]: 風向介於 **N~E** 佔 **13.3%**;**E~S** 佔 **49.6%** ;**S~W** 佔 **24.5%** ;**W~N** 佔 **12.2%**; 靜風佔 **.3%** 。

[註**5**]: 資料每小時記錄一次 , 合計 **697**筆 ( **96.8%**) , 檔名 : **W076AP10.1HA** 。

# 表6.4.8　2007年 7月 安平港測站1風速及風向聯合分佈百分比 (%) 統計表

**2007年 7月 1日 0時 ~ 2007年 7月31日23時**

| 風向<br>風速 | N | NNE | NE | ENE | E | ESE | SE | SSE | S | SSW | SW | WSW | W | WNW | NW | NNW | 合計<br>(%) |
|---|---|---|---|---|---|---|---|---|---|---|---|---|---|---|---|---|---|
| **.3m/s** | .1 | .1 | .3 | .1 | .4 | .7 | .3 | .1 | .1 | .1 | .6 | .3 | .3 | .3 | .3 | .3 | 4.4 |
| **1m/s** | .3 | .3 | .4 | .6 | 1.5 | 1.0 | .8 | .8 | .7 | .7 | 1.2 | 1.5 | .7 | 1.0 | .6 | .4 | 12.4 |
| **2m/s** | .4 | .6 | .3 | 1.2 | 2.1 | 2.3 | 1.1 | .6 | 1.2 | .8 | 1.7 | .6 | .7 | 1.1 | .7 | .6 | 15.8 |
| **3m/s** | .6 | 1.1 | .7 | 1.0 | 3.4 | 2.9 | .3 | .6 | 1.1 | 1.0 | .6 | .7 | 2.5 | 1.5 | .6 | .1 | 18.4 |
| **4m/s** | .4 | .3 | .0 | .3 | .1 | 2.3 | .8 | .8 | 1.5 | .4 | .6 | .4 | 3.3 | 2.3 | .3 | .1 | 14.0 |
| **5m/s** | .3 | .1 | .1 | .0 | .1 | .8 | 1.4 | 1.1 | 1.5 | .8 | 1.1 | .3 | 1.9 | 1.7 | 1.1 | .7 | 13.1 |
| **6m/s** | .1 | .0 | .0 | .0 | .0 | .7 | .6 | 1.9 | 1.1 | 1.2 | .6 | .1 | .4 | .7 | 1.4 | .7 | 9.5 |
| **7m/s** | .1 | .0 | .0 | .0 | .0 | .0 | .1 | 1.4 | .8 | .3 | .3 | .0 | .0 | .6 | 1.1 | .6 | 5.2 |
| **8m/s** | .0 | .0 | .0 | .0 | .0 | .0 | .0 | .7 | 2.9 | .6 | .1 | .0 | .0 | .1 | .6 | .1 | 5.1 |
| **10m/s** | .0 | .0 | .0 | .0 | .0 | .0 | .0 | .1 | .4 | .4 | .0 | .0 | .0 | .0 | .0 | .0 | 1.0 |
| **12m/s** | .0 | .0 | .0 | .0 | .0 | .0 | .0 | .1 | .0 | .0 | .0 | .0 | .0 | .0 | .0 | .0 | .1 |
| **14m/s** | .0 | .0 | .0 | .0 | .0 | .0 | .0 | .0 | .0 | .0 | .0 | .0 | .0 | .0 | .0 | .0 | .0 |
| **16m/s** | .0 | .0 | .0 | .0 | .0 | .0 | .0 | .0 | .0 | .0 | .0 | .0 | .0 | .0 | .0 | .0 | .0 |
| **18m/s** | .0 | .0 | .0 | .0 | .0 | .0 | .0 | .0 | .0 | .0 | .0 | .0 | .0 | .0 | .0 | .0 | .0 |
| **20m/s** | .0 | .0 | .0 | .0 | .0 | .0 | .0 | .0 | .0 | .0 | .0 | .0 | .0 | .0 | .0 | .0 | .0 |
| **25m/s** | .0 | .0 | .0 | .0 | .0 | .0 | .0 | .0 | .0 | .0 | .0 | .0 | .0 | .0 | .0 | .0 | .0 |
| **30m/s** | .0 | .0 | .0 | .0 | .0 | .0 | .0 | .0 | .0 | .0 | .0 | .0 | .0 | .0 | .0 | .0 | .0 |
| **35m/s** | .0 | .0 | .0 | .0 | .0 | .0 | .0 | .0 | .0 | .0 | .0 | .0 | .0 | .0 | .0 | .0 | .0 |
| **40m/s** | .0 | .0 | .0 | .0 | .0 | .0 | .0 | .0 | .0 | .0 | .0 | .0 | .0 | .0 | .0 | .0 | .0 |
| **100m/s** | | | | | | | | | | | | | | | | | |
| 合計 (%) | 2.3 | 2.5 | 1.8 | 3.2 | 7.7 | 10.7 | 5.4 | 8.3 | 11.4 | 6.3 | 6.6 | 3.9 | 9.8 | 9.2 | 6.5 | 3.6 | 99.0 |

[註**1**]: 風速介於 **3.0m/s~ 4.0m/s** 佔 **18.4%** 。主風向 **S** 佔 **11.4%** 。

[註**2**]: 風速平均值 **= 4.2m/s** , 風速最大值 **= 12.1m/s** , 其風向爲 **SSE**。

[註**3**]: 風速小於**5m/s** 佔 **66.0%**; 介於**5~10m/s** 佔 **32.9%** ; 風速大於**10m/s** 佔 **1.1%**。

[註**4**]: 風向介於 **N~E** 佔 **12.8%**;**E~S** 佔 **32.0%** ;**S~W** 佔 **28.6%** ;**W~N** 佔 **25.6%**; 靜風佔 **1.0%** 。

[註**5**]: 資料每小時記錄一次 , 合計 **727**筆 ( **97.7%**) , 檔名 : **W077AP10.1HA** 。

# 表6.4.9　2007年 8月 安平港測站1風速及風向聯合分佈百分比 (%) 統計表

**2007年 8月 1日 0時 ~ 2007年 8月31日23時**

| 風向<br>風速 | N | NNE | NE | ENE | E | ESE | SE | SSE | S | SSW | SW | WSW | W | WNW | NW | NNW | 合計<br>(%) |
|---|---|---|---|---|---|---|---|---|---|---|---|---|---|---|---|---|---|
| **.3m/s** | .1 | .1 | .0 | .1 | .1 | .3 | .0 | .1 | .3 | .3 | .0 | .1 | .1 | .0 | .0 | .0 | 1.8 |
| **1m/s** | .8 | .7 | 1.1 | .5 | 1.4 | 1.1 | .5 | .7 | .0 | .7 | .5 | .3 | .4 | .0 | .0 | .3 | 9.0 |
| **2m/s** | .5 | 1.0 | .5 | 2.0 | 4.6 | 3.0 | 1.0 | .7 | .1 | .7 | .8 | .4 | 1.1 | .7 | .5 | .4 | 18.2 |
| **3m/s** | 1.0 | 1.0 | .5 | 1.5 | 2.3 | 2.0 | .1 | .4 | .8 | .0 | .8 | .7 | .1 | .1 | .5 | .4 | 12.4 |
| **4m/s** | 1.1 | 1.0 | .0 | .1 | .5 | 1.2 | .8 | .5 | .1 | .4 | .7 | .4 | .5 | .5 | .3 | 1.0 | 9.3 |
| **5m/s** | .3 | .7 | .3 | .0 | .1 | 1.6 | 1.6 | .5 | .7 | .3 | .7 | .4 | .4 | .1 | .5 | 1.0 | 9.3 |
| **6m/s** | .1 | .1 | .1 | .0 | .5 | 2.2 | 1.1 | .5 | .4 | 1.1 | .1 | .0 | .1 | .4 | .5 | .1 | 7.7 |
| **7m/s** | .0 | .1 | .0 | .0 | .0 | .7 | 1.6 | .7 | .5 | 1.0 | .4 | .1 | .0 | .3 | .3 | .5 | 6.3 |
| **8m/s** | .1 | .1 | .0 | .0 | .0 | .3 | 1.2 | 1.8 | .7 | 1.0 | .4 | .4 | .1 | .1 | .1 | 1.1 | 7.5 |
| **10m/s** | .0 | .1 | .0 | .0 | .0 | .1 | 1.1 | 1.5 | .4 | 1.5 | .4 | .4 | .4 | .0 | .1 | .1 | 6.3 |
| **12m/s** | .3 | .0 | .0 | .0 | .0 | .0 | .1 | .8 | 1.8 | 1.6 | .8 | .3 | .0 | .0 | .0 | .0 | 5.7 |
| **14m/s** | .0 | .0 | .0 | .0 | .0 | .0 | .0 | .1 | 1.0 | .7 | .1 | .0 | .0 | .0 | .0 | .3 | 2.2 |
| **16m/s** | .0 | .0 | .0 | .0 | .0 | .0 | .0 | .0 | 1.0 | .5 | .3 | .1 | .0 | .0 | .0 | .0 | 1.9 |
| **18m/s** | .0 | .0 | .0 | .0 | .0 | .0 | .0 | .0 | .0 | .0 | .1 | .0 | .0 | .0 | .0 | .0 | .1 |
| **20m/s** | .0 | .0 | .0 | .0 | .0 | .0 | .0 | .0 | .0 | .0 | .3 | .3 | .0 | .0 | .0 | .0 | .5 |
| **25m/s** | .0 | .0 | .0 | .0 | .0 | .0 | .0 | .0 | .0 | .0 | .0 | .0 | .0 | .0 | .0 | .0 | .0 |
| **30m/s** | .0 | .0 | .0 | .0 | .0 | .0 | .0 | .0 | .0 | .0 | .0 | .0 | .0 | .0 | .0 | .0 | .0 |
| **35m/s** | .0 | .0 | .0 | .0 | .0 | .0 | .0 | .0 | .0 | .0 | .0 | .0 | .0 | .0 | .0 | .0 | .0 |
| **40m/s** | .0 | .0 | .0 | .0 | .0 | .0 | .0 | .0 | .0 | .0 | .0 | .0 | .0 | .0 | .0 | .0 | .0 |
| **100m/s** | | | | | | | | | | | | | | | | | |
| 合計 (%) | 4.4 | 4.9 | 2.6 | 4.4 | 9.7 | 12.6 | 9.3 | 8.5 | 7.8 | 9.7 | 6.6 | 4.0 | 3.4 | 2.3 | 3.0 | 5.2 | 98.2 |

[註**1**]: 風速介於 **2.0m/s~ 3.0m/s** 佔 **18.2%** 。主風向 **ESE** 佔 **12.6%** 。

[註**2**]: 風速平均值 **= 5.8m/s** , 風速最大值 **= 24.4m/s** , 其風向爲 **WSW**。

[註**3**]: 風速小於**5m/s** 佔 **52.5%**; 介於**5~10m/s** 佔 **30.7%** ; 風速大於**10m/s** 佔 **16.8%**。

[註**4**]: 風向介於 **N~E** 佔 **18.9%**;**E~S** 佔 **39.8%** ;**S~W** 佔 **26.2%** ;**W~N** 佔 **13.4%**; 靜風佔 **1.8%** 。

[註**5**]: 資料每小時記錄一次 , 合計 **732**筆 ( **98.4%**) , 檔名 : **W078AP10.1HA** 。

# 表6.4.10　2007年 9月 安平港測站1風速及風向聯合分佈百分比 (%) 統計表

**2007年 9月 1日 0時 ~ 2007年 9月30日23時**

| 風向<br>風速 | N | NNE | NE | ENE | E | ESE | SE | SSE | S | SSW | SW | WSW | W | WNW | NW | NNW | 合計<br>(%) |
|---|---|---|---|---|---|---|---|---|---|---|---|---|---|---|---|---|---|
| **.3m/s** | .6 | .1 | .1 | .6 | .3 | .7 | .7 | .7 | .3 | .7 | .0 | .0 | .6 | .4 | .4 | .0 | 6.2 |
| **1m/s** | .4 | 1.1 | .7 | 1.0 | 1.1 | 1.7 | .6 | .7 | 1.1 | 1.5 | 1.4 | 1.4 | .8 | .3 | .7 | .6 | 15.2 |
| **2m/s** | .6 | 1.3 | 1.1 | 2.0 | 3.9 | 3.0 | .8 | .6 | .8 | 1.4 | 1.7 | 1.0 | 1.0 | .8 | .8 | 1.3 | 22.1 |
| **3m/s** | 2.1 | 1.4 | .3 | 1.5 | 2.1 | 3.0 | 1.0 | 1.1 | .6 | .6 | 2.1 | .7 | 1.0 | 1.7 | .8 | .7 | 20.7 |
| **4m/s** | 1.0 | .7 | .4 | .1 | .0 | .8 | .4 | .0 | 1.0 | .4 | 1.4 | 1.0 | .6 | 1.8 | .8 | 1.5 | 12.1 |
| **5m/s** | 1.0 | 1.0 | .0 | .0 | .0 | .7 | .0 | .6 | .0 | .4 | 1.4 | .1 | .4 | 1.0 | 1.3 | 1.0 | 8.9 |
| **6m/s** | .7 | .7 | .0 | .0 | .0 | .3 | .0 | .3 | .1 | .0 | .1 | .1 | .1 | .3 | 1.3 | .4 | 4.5 |
| **7m/s** | .3 | .0 | .0 | .0 | .0 | .0 | .3 | .6 | .0 | .0 | .1 | .3 | .3 | .0 | .3 | .3 | 2.4 |
| **8m/s** | .8 | .1 | .0 | .0 | .0 | .0 | .0 | .1 | .0 | .0 | .0 | .0 | .3 | .0 | .1 | 1.5 | 3.1 |
| **10m/s** | .1 | .0 | .0 | .0 | .0 | .0 | .0 | .0 | .0 | .0 | .1 | .0 | .0 | .1 | .1 | .0 | .6 |
| **12m/s** | 1.1 | .0 | .0 | .0 | .0 | .0 | .0 | .0 | .0 | .0 | .0 | .0 | .0 | .0 | .4 | .1 | 1.7 |
| **14m/s** | .4 | .0 | .0 | .0 | .0 | .0 | .0 | .0 | .0 | .0 | .0 | .0 | .0 | .1 | .4 | .4 | 1.4 |
| **16m/s** | .1 | .0 | .0 | .0 | .0 | .0 | .0 | .0 | .0 | .0 | .0 | .0 | .0 | .0 | .0 | .1 | .3 |
| **18m/s** | .0 | .0 | .0 | .0 | .0 | .0 | .0 | .0 | .0 | .0 | .0 | .0 | .0 | .0 | .0 | .0 | .0 |
| **20m/s** | .0 | .0 | .0 | .0 | .0 | .0 | .0 | .0 | .0 | .0 | .0 | .0 | .0 | .0 | .0 | .0 | .0 |
| **25m/s** | .0 | .0 | .0 | .0 | .0 | .0 | .0 | .0 | .0 | .0 | .0 | .0 | .0 | .0 | .0 | .0 | .0 |
| **30m/s** | .0 | .0 | .0 | .0 | .0 | .0 | .0 | .0 | .0 | .0 | .0 | .0 | .0 | .0 | .0 | .0 | .0 |
| **35m/s** | .0 | .0 | .0 | .0 | .0 | .0 | .0 | .0 | .0 | .0 | .0 | .0 | .0 | .0 | .0 | .0 | .0 |
| **40m/s** | .0 | .0 | .0 | .0 | .0 | .0 | .0 | .0 | .0 | .0 | .0 | .0 | .0 | .0 | .0 | .0 | .0 |
| **100m/s** | | | | | | | | | | | | | | | | | |
| 合計 (%) | 9.3 | 6.5 | 2.7 | 5.2 | 7.5 | 10.1 | 3.8 | 4.6 | 3.9 | 5.1 | 8.4 | 4.6 | 5.1 | 6.6 | 7.6 | 8.0 | 99.0 |

[註**1**]: 風速介於 **2.0m/s**~ **3.0m/s** 佔 **22.1%** 。主風向 **ESE** 佔 **10.1%** 。

[註**2**]: 風速平均值 = **3.9m/s** , 風速最大值 = **16.2m/s** , 其風向爲 **N** 。

[註**3**]: 風速小於**5m/s** 佔 **77.2%**; 介於**5**~**10m/s** 佔 **18.8%** ; 風速大於**10m/s** 佔 **3.9%**。

[註**4**]: 風向介於 **N**~**E** 佔 **23.3%**;**E**~**S** 佔 **23.5%** ;**S**~**W** 佔 **22.9%** ;**W**~**N** 佔 **29.3%**; 靜風佔 **1.0%** 。

[註**5**]: 資料每小時記錄一次 , 合計 **711**筆 ( **98.8%**) , 檔名 : **W079AP10.1HA** 。

# 表6.4.11　2007年 10月 安平港測站1風速及風向聯合分佈百分比 (%) 統計表

**2007年10月 1日 0時 ~ 2007年10月31日23時**

| 風向<br>風速 | N | NNE | NE | ENE | E | ESE | SE | SSE | S | SSW | SW | WSW | W | WNW | NW | NNW | 合計<br>(%) |
|---|---|---|---|---|---|---|---|---|---|---|---|---|---|---|---|---|---|
| **.3m/s** | .5 | .5 | .0 | .0 | .3 | .0 | .2 | .2 | .0 | .0 | .3 | .0 | .2 | .2 | .0 | .3 | 2.5 |
| **1m/s** | .9 | .6 | .9 | .6 | .3 | .8 | .0 | .2 | .3 | .6 | .5 | .5 | .5 | .6 | .8 | .6 | 8.7 |
| **2m/s** | 1.9 | 2.0 | .3 | .3 | .8 | .9 | .5 | .3 | .2 | .3 | 1.2 | 1.1 | 1.1 | .5 | .3 | .9 | 12.5 |
| **3m/s** | 3.1 | 2.9 | .2 | .2 | .6 | .5 | .6 | .2 | .6 | .5 | .3 | .8 | .6 | .5 | 1.4 | 2.3 | 15.1 |
| **4m/s** | 4.6 | 3.4 | .0 | .0 | .0 | .2 | .5 | .3 | .5 | .2 | .3 | .5 | .6 | 1.1 | 1.7 | 2.5 | 16.2 |
| **5m/s** | 6.3 | 3.4 | .0 | .0 | .0 | .0 | .5 | .2 | .3 | .3 | .2 | .2 | .2 | .3 | 2.0 | 1.5 | 15.3 |
| **6m/s** | 4.9 | 2.5 | .0 | .0 | .0 | .0 | .0 | .0 | .0 | .2 | .3 | .2 | .0 | .0 | 1.2 | 1.7 | 11.0 |
| **7m/s** | 2.9 | .6 | .0 | .0 | .0 | .0 | .0 | .0 | .0 | .0 | .3 | .0 | .0 | .0 | .3 | 2.0 | 6.2 |
| **8m/s** | 2.2 | .2 | .0 | .0 | .0 | .0 | .0 | .0 | .0 | .0 | .6 | .2 | .0 | .0 | .0 | 3.2 | 6.3 |
| **10m/s** | .6 | .2 | .0 | .0 | .0 | .0 | .0 | .0 | .0 | .0 | .0 | .0 | .0 | .0 | .0 | .2 | .9 |
| **12m/s** | .5 | .0 | .0 | .0 | .0 | .0 | .0 | .0 | .0 | .0 | .0 | .0 | .0 | .0 | .0 | .0 | .5 |
| **14m/s** | .2 | .0 | .0 | .0 | .0 | .0 | .0 | .0 | .0 | .0 | .0 | .2 | .2 | .0 | .0 | .0 | .5 |
| **16m/s** | .3 | .0 | .0 | .0 | .0 | .0 | .0 | .0 | .0 | .0 | .0 | .2 | .2 | .0 | .0 | .0 | .6 |
| **18m/s** | .2 | .0 | .0 | .0 | .0 | .0 | .0 | .0 | .0 | .0 | .0 | .2 | .2 | .0 | .0 | .2 | .6 |
| **20m/s** | .0 | .0 | .0 | .0 | .0 | .0 | .0 | .0 | .0 | .0 | .0 | .0 | .3 | .9 | 1.1 | .2 | 2.5 |
| **25m/s** | .0 | .0 | .0 | .0 | .0 | .0 | .0 | .0 | .0 | .0 | .0 | .0 | .0 | .0 | .0 | .0 | .0 |
| **30m/s** | .0 | .0 | .0 | .0 | .0 | .0 | .0 | .0 | .0 | .0 | .0 | .0 | .0 | .0 | .0 | .0 | .0 |
| **35m/s** | .0 | .0 | .0 | .0 | .0 | .0 | .0 | .0 | .0 | .0 | .0 | .0 | .0 | .0 | .0 | .0 | .0 |
| **40m/s** | .0 | .0 | .0 | .0 | .0 | .0 | .0 | .0 | .0 | .0 | .0 | .0 | .0 | .0 | .0 | .0 | .0 |
| **100m/s** | | | | | | | | | | | | | | | | | |
| 合計 (%) | 29.1 | 16.2 | 1.4 | 1.1 | 2.0 | 2.3 | 2.2 | 1.2 | 1.9 | 2.0 | 4.0 | 3.7 | 3.9 | 4.0 | 8.8 | 15.6 | 99.4 |

[註1]: 風速介於 **4.0m/s~ 5.0m/s** 佔 **16.2%** 。主風向 **N** 佔 **29.1%** 。

[註2]: 風速平均值 = **5.3m/s** , 風速最大值 = **22.8m/s** , 其風向爲 **NW** 。

[註3]: 風速小於**5m/s** 佔 **55.6%**; 介於**5~10m/s** 佔 **38.8%** ; 風速大於**10m/s** 佔 **5.6%**。

[註4]: 風向介於 **N~E** 佔 **42.0%**;**E~S** 佔 **7.3%** ;**S~W** 佔 **12.5%** ;**W~N** 佔 **37.6%**; 靜風佔 **.6%** 。

[註5]: 資料每小時記錄一次 , 合計 **647**筆 ( **87.0%**) , 檔名 : **W07AAP10.1HA** 。

# 表6.4.12　2007年 11月 安平港測站1風速及風向聯合分佈百分比 (%) 統計表

**2007年11月 1日 0時 ~ 2007年11月30日23時**

| 風向<br>風速 | N | NNE | NE | ENE | E | ESE | SE | SSE | S | SSW | SW | WSW | W | WNW | NW | NNW | 合計<br>(%) |
|---|---|---|---|---|---|---|---|---|---|---|---|---|---|---|---|---|---|
| **.3m/s** | .3 | .3 | .0 | .2 | .2 | .0 | .3 | .0 | .0 | .0 | .0 | .2 | .0 | .0 | .0 | .2 | 1.6 |
| **1m/s** | .5 | 1.0 | .8 | .5 | .2 | .0 | .0 | .0 | .0 | .0 | .0 | .0 | .2 | .0 | .3 | .0 | 3.3 |
| **2m/s** | .6 | 1.0 | .3 | .8 | .5 | .5 | .0 | .2 | .2 | .0 | .2 | .2 | .3 | .3 | 1.0 | .3 | 6.2 |
| **3m/s** | 2.1 | 3.3 | .6 | .2 | .2 | .0 | .0 | .0 | .0 | .2 | .0 | .2 | .2 | .3 | .6 | .2 | 8.0 |
| **4m/s** | 3.0 | 3.0 | .3 | .0 | .0 | .0 | .0 | .0 | .0 | .0 | .0 | .0 | .0 | .2 | 1.0 | 1.0 | 8.4 |
| **5m/s** | 6.5 | 4.5 | .0 | .0 | .0 | .0 | .0 | .0 | .0 | .0 | .0 | .0 | .0 | .0 | 1.3 | 1.4 | 13.7 |
| **6m/s** | 6.7 | 3.5 | .0 | .0 | .0 | .0 | .0 | .0 | .0 | .0 | .0 | .0 | .0 | .0 | 1.1 | 2.4 | 13.7 |
| **7m/s** | 3.8 | 3.0 | .0 | .0 | .0 | .0 | .0 | .0 | .0 | .0 | .0 | .0 | .0 | .0 | .3 | 2.5 | 9.7 |
| **8m/s** | 12.9 | 4.3 | .0 | .0 | .0 | .0 | .0 | .0 | .0 | .0 | .0 | .0 | .0 | .0 | .0 | 4.3 | 21.5 |
| **10m/s** | 6.7 | 2.2 | .0 | .0 | .0 | .0 | .0 | .0 | .0 | .0 | .0 | .0 | .0 | .0 | .0 | .8 | 9.7 |
| **12m/s** | .8 | .2 | .0 | .0 | .0 | .0 | .0 | .0 | .0 | .0 | .0 | .0 | .0 | .0 | .0 | .0 | 1.0 |
| **14m/s** | .8 | .3 | .0 | .0 | .0 | .0 | .0 | .0 | .0 | .0 | .0 | .0 | .0 | .0 | .0 | .0 | 1.1 |
| **16m/s** | .6 | .3 | .0 | .0 | .0 | .0 | .0 | .0 | .0 | .0 | .0 | .0 | .0 | .0 | .0 | .0 | 1.0 |
| **18m/s** | .3 | .2 | .0 | .0 | .0 | .0 | .0 | .0 | .0 | .0 | .0 | .0 | .0 | .0 | .0 | .0 | .5 |
| **20m/s** | .3 | .0 | .0 | .0 | .0 | .0 | .0 | .0 | .0 | .0 | .0 | .0 | .0 | .0 | .0 | .0 | .3 |
| **25m/s** | .0 | .0 | .0 | .0 | .0 | .0 | .0 | .0 | .0 | .0 | .0 | .0 | .0 | .0 | .0 | .0 | .0 |
| **30m/s** | .0 | .0 | .0 | .0 | .0 | .0 | .0 | .0 | .0 | .0 | .0 | .0 | .0 | .0 | .0 | .0 | .0 |
| **35m/s** | .0 | .0 | .0 | .0 | .0 | .0 | .0 | .0 | .0 | .0 | .0 | .0 | .0 | .0 | .0 | .0 | .0 |
| **40m/s** | .0 | .0 | .0 | .0 | .0 | .0 | .0 | .0 | .0 | .0 | .0 | .0 | .0 | .0 | .0 | .0 | .0 |
| **100m/s** | | | | | | | | | | | | | | | | | |
| 合計 (%) | 46.0 | 27.1 | 2.1 | 1.6 | 1.0 | .5 | .3 | .2 | .2 | .2 | .2 | .5 | .6 | .8 | 5.6 | 13.1 | 99.7 |

[註**1**]: 風速介於 **8.0m/s~ 10.0m/s** 佔 **21.5%** 。主風向 **N** 佔 **46.0%** 。

[註**2**]: 風速平均值 **= 6.8m/s** , 風速最大值 **= 20.5m/s** , 其風向爲 **N** 。

[註**3**]: 風速小於**5m/s** 佔 **27.9%**; 介於**5~10m/s** 佔 **58.6%** ; 風速大於**10m/s** 佔 **13.5%**。

[註**4**]: 風向介於 **N~E** 佔 **66.6%**;**E~S** 佔 **1.4%** ;**S~W** 佔 **1.0%** ;**W~N** 佔 **30.7%**; 靜風佔 **.3%** 。

[註**5**]: 資料每小時記錄一次 , 合計 **628**筆 ( **87.2%**) , 檔名 : **W07BAP10.1HA** 。

# 表6.4.13　2007年 冬季 安平港測站1風速及風向聯合分佈百分比 (%) 統計表

**2006年12月 1日 1時 ~ 2007年 2月10日18時**

| 風向<br>風速 | N | NNE | NE | ENE | E | ESE | SE | SSE | S | SSW | SW | WSW | W | WNW | NW | NNW | 合計<br>(%) |
|---|---|---|---|---|---|---|---|---|---|---|---|---|---|---|---|---|---|
| **.3m/s** | .0 | .2 | .0 | .0 | .0 | .0 | .0 | .0 | .0 | .0 | .0 | .0 | .0 | .0 | .0 | .0 | .2 |
| **1m/s** | .4 | .5 | .8 | .1 | .2 | .0 | .0 | .0 | .1 | .0 | .0 | .0 | .0 | .0 | .1 | .4 | 2.5 |
| **2m/s** | .9 | 2.2 | 2.1 | .5 | .3 | .0 | .0 | .0 | .0 | .0 | .0 | .1 | .1 | .2 | .2 | .3 | 6.8 |
| **3m/s** | 2.4 | 3.1 | 1.3 | .3 | .1 | .1 | .0 | .0 | .0 | .0 | .0 | .0 | .1 | .3 | .3 | .5 | 8.4 |
| **4m/s** | 2.2 | 3.8 | 1.0 | .1 | .0 | .0 | .0 | .0 | .0 | .0 | .0 | .0 | .0 | .4 | .4 | 1.1 | 8.9 |
| **5m/s** | 3.4 | 5.4 | .5 | .0 | .0 | .0 | .0 | .0 | .0 | .0 | .0 | .0 | .0 | .0 | .3 | .9 | 10.5 |
| **6m/s** | 4.0 | 7.1 | .3 | .0 | .0 | .0 | .0 | .0 | .0 | .1 | .0 | .0 | .0 | .0 | .5 | 1.1 | 13.0 |
| **7m/s** | 4.6 | 7.3 | .1 | .0 | .0 | .0 | .0 | .0 | .0 | .0 | .0 | .0 | .0 | .0 | .1 | 1.0 | 13.1 |
| **8m/s** | 9.5 | 11.6 | .3 | .0 | .0 | .0 | .0 | .0 | .0 | .0 | .0 | .0 | .0 | .0 | .0 | .7 | 22.0 |
| **10m/s** | 4.2 | 4.6 | .0 | .0 | .0 | .0 | .0 | .0 | .0 | .0 | .0 | .0 | .0 | .0 | .1 | .2 | 9.1 |
| **12m/s** | 1.0 | 1.9 | .0 | .0 | .0 | .0 | .0 | .0 | .0 | .0 | .0 | .0 | .0 | .0 | .0 | .1 | 2.9 |
| **14m/s** | .2 | 1.4 | .0 | .0 | .0 | .0 | .0 | .0 | .0 | .0 | .0 | .0 | .0 | .0 | .0 | .0 | 1.6 |
| **16m/s** | .3 | .5 | .0 | .0 | .0 | .0 | .0 | .0 | .0 | .0 | .0 | .0 | .0 | .0 | .0 | .0 | .8 |
| **18m/s** | .0 | .0 | .0 | .0 | .0 | .0 | .0 | .0 | .0 | .0 | .0 | .0 | .0 | .0 | .0 | .0 | .0 |
| **20m/s** | .0 | .0 | .0 | .0 | .0 | .0 | .0 | .0 | .0 | .0 | .0 | .0 | .0 | .0 | .0 | .0 | .0 |
| **25m/s** | .0 | .0 | .0 | .0 | .0 | .0 | .0 | .0 | .0 | .0 | .0 | .0 | .0 | .0 | .0 | .0 | .0 |
| **30m/s** | .0 | .0 | .0 | .0 | .0 | .0 | .0 | .0 | .0 | .0 | .0 | .0 | .0 | .0 | .0 | .0 | .0 |
| **35m/s** | .0 | .0 | .0 | .0 | .0 | .0 | .0 | .0 | .0 | .0 | .0 | .0 | .0 | .0 | .0 | .0 | .0 |
| **40m/s** | .0 | .0 | .0 | .0 | .0 | .0 | .0 | .0 | .0 | .0 | .0 | .0 | .0 | .0 | .0 | .0 | .0 |
| **100m/s** | | | | | | | | | | | | | | | | | |
| 合計 (%) | 33.0 | 49.5 | 6.3 | 1.0 | .6 | .1 | .0 | .0 | .1 | .1 | .0 | .1 | .2 | .9 | 2.0 | 6.2 | 99.9 |

[註**1**]: 風速介於 **8.0m/s~ 10.0m/s** 佔 **22.0%** 。主風向 **NNE** 佔 **49.5%** 。

[註**2**]: 風速平均值 **= 7.0m/s** , 風速最大值 **= 17.6m/s** , 其風向爲 **N** 。

[註**3**]: 風速小於**5m/s** 佔 **26.9%**; 介於**5~10m/s** 佔 **58.7%** ; 風速大於**10m/s** 佔 **14.4%**。

[註**4**]: 風向介於 **N~E** 佔 **80.2%**;**E~S** 佔 **.3%** ;**S~W** 佔 **.3%** ;**W~N** 佔 **19.1%**; 靜風佔 **.1%** 。

[註**5**]: 資料每小時記錄一次 , 合計 **1021**筆 ( **47.3%**) , 檔名 : **W07WAP10.1HY** 。

# 表6.4.14　2007年 春季 安平港測站1風速及風向聯合分佈百分比 (%) 統計表

**2007年 3月 7日 8時 ~ 2007年 5月31日16時**

| 風向<br>風速 | N | NNE | NE | ENE | E | ESE | SE | SSE | S | SSW | SW | WSW | W | WNW | NW | NNW | 合計<br>(%) |
|---|---|---|---|---|---|---|---|---|---|---|---|---|---|---|---|---|---|
| **.3m/s** | .1 | .1 | .2 | .2 | .2 | .1 | .1 | .0 | .1 | .1 | .3 | .2 | .2 | .2 | .1 | .2 | 2.3 |
| **1m/s** | .7 | .9 | .7 | .4 | .4 | .9 | .4 | .7 | .6 | .7 | .4 | .8 | .4 | .6 | .6 | .6 | 9.9 |
| **2m/s** | 1.4 | 1.2 | .9 | .8 | .9 | .8 | .8 | .6 | 1.1 | .4 | 1.2 | .7 | 1.0 | .9 | 1.2 | 1.1 | 15.1 |
| **3m/s** | 1.9 | 1.7 | .7 | .2 | .3 | .7 | .3 | .3 | 1.3 | .9 | 1.2 | 1.8 | 1.1 | 1.2 | .9 | 1.4 | 15.9 |
| **4m/s** | 2.8 | 2.2 | .3 | .0 | .1 | .2 | .2 | 1.2 | .9 | .9 | 1.1 | 1.1 | .9 | 1.1 | 1.4 | 1.1 | 15.8 |
| **5m/s** | 3.5 | 2.7 | .3 | .2 | .0 | .1 | .3 | .3 | .3 | .8 | .7 | .4 | .6 | 1.2 | 1.7 | 1.3 | 14.3 |
| **6m/s** | 3.2 | 1.9 | .1 | .0 | .0 | .0 | .1 | .1 | .3 | .2 | .1 | .0 | .2 | .3 | 1.6 | 1.4 | 9.5 |
| **7m/s** | 2.3 | 1.3 | .0 | .0 | .0 | .0 | .1 | .2 | .1 | .1 | .0 | .0 | .0 | .1 | .6 | 1.4 | 6.1 |
| **8m/s** | 3.2 | 1.6 | .0 | .0 | .0 | .0 | .0 | .0 | .1 | .1 | .0 | .0 | .0 | .1 | .2 | 1.9 | 7.0 |
| **10m/s** | .9 | .5 | .0 | .0 | .0 | .0 | .0 | .3 | .1 | .0 | .0 | .0 | .0 | .0 | .0 | .3 | 2.2 |
| **12m/s** | .5 | .1 | .0 | .0 | .0 | .0 | .0 | .0 | .0 | .0 | .0 | .0 | .0 | .0 | .0 | .2 | .7 |
| **14m/s** | .1 | .1 | .0 | .0 | .0 | .0 | .0 | .0 | .0 | .0 | .0 | .0 | .0 | .0 | .0 | .0 | .2 |
| **16m/s** | .1 | .0 | .0 | .0 | .0 | .0 | .0 | .0 | .0 | .0 | .0 | .0 | .0 | .0 | .0 | .0 | .1 |
| **18m/s** | .0 | .0 | .0 | .0 | .0 | .0 | .0 | .0 | .0 | .0 | .0 | .0 | .0 | .0 | .0 | .0 | .0 |
| **20m/s** | .0 | .0 | .0 | .0 | .0 | .0 | .0 | .0 | .0 | .0 | .0 | .0 | .0 | .0 | .0 | .0 | .0 |
| **25m/s** | .0 | .0 | .0 | .0 | .0 | .0 | .0 | .0 | .0 | .0 | .0 | .0 | .0 | .0 | .0 | .0 | .0 |
| **30m/s** | .0 | .0 | .0 | .0 | .0 | .0 | .0 | .0 | .0 | .0 | .0 | .0 | .0 | .0 | .0 | .0 | .0 |
| **35m/s** | .0 | .0 | .0 | .0 | .0 | .0 | .0 | .0 | .0 | .0 | .0 | .0 | .0 | .0 | .0 | .0 | .0 |
| **40m/s** | .0 | .0 | .0 | .0 | .0 | .0 | .0 | .0 | .0 | .0 | .0 | .0 | .0 | .0 | .0 | .0 | .0 |
| **100m/s** | | | | | | | | | | | | | | | | | |
| 合計 (%) | 20.7 | 14.2 | 3.1 | 1.8 | 2.0 | 2.7 | 2.2 | 3.8 | 4.8 | 4.3 | 5.0 | 5.1 | 4.4 | 5.7 | 8.4 | 10.9 | 99.2 |

[註**1**]: 風速介於 **3.0m/s~ 4.0m/s** 佔 **15.9%** 。主風向 **N** 佔 **20.7%** 。

[註**2**]: 風速平均值 **= 4.7m/s** , 風速最大值 **= 16.3m/s** , 其風向爲 **N** 。

[註**3**]: 風速小於**5m/s** 佔 **59.9%**; 介於**5~10m/s** 佔 **36.9%** ; 風速大於**10m/s** 佔 **3.2%**。

[註**4**]: 風向介於 **N~E** 佔 **34.3%**;**E~S** 佔 **12.0%** ;**S~W** 佔 **19.3%** ;**W~N** 佔 **33.5%**; 靜風佔 **.8%** 。

[註**5**]: 資料每小時記錄一次 , 合計 **1802**筆 ( **81.6%**) , 檔名 : **W07NAP10.1HY** 。

# 表6.4.15　2007年 夏季 安平港測站1風速及風向聯合分佈百分比 (%) 統計表

**2007年 6月 1日 0時 ~ 2007年 8月31日23時**

| 風向<br>風速 | N | NNE | NE | ENE | E | ESE | SE | SSE | S | SSW | SW | WSW | W | WNW | NW | NNW | 合計<br>(%) |
|---|---|---|---|---|---|---|---|---|---|---|---|---|---|---|---|---|---|
| **.3m/s** | .1 | .1 | .1 | .2 | .3 | .5 | .1 | .1 | .1 | .1 | .3 | .2 | .2 | .1 | .2 | .1 | 2.9 |
| **1m/s** | .5 | .5 | .6 | .6 | 1.6 | .9 | .7 | .6 | .3 | .6 | 1.0 | .9 | .5 | .4 | .3 | .3 | 10.3 |
| **2m/s** | .5 | .8 | .4 | 1.5 | 3.4 | 3.4 | 1.0 | .6 | .6 | .8 | 1.1 | .6 | .8 | .6 | .5 | .3 | 17.2 |
| **3m/s** | .8 | 1.0 | .7 | 1.2 | 2.5 | 3.2 | .6 | .5 | 1.1 | .7 | .8 | .6 | 1.1 | .8 | .5 | .5 | 16.6 |
| **4m/s** | .5 | .5 | .1 | .3 | .3 | 1.9 | 1.1 | .9 | 1.3 | .6 | .7 | .4 | 1.5 | 1.2 | .5 | .6 | 12.3 |
| **5m/s** | .2 | .4 | .2 | .0 | .1 | 1.1 | 1.4 | 1.0 | 1.3 | .8 | .8 | .4 | .9 | .7 | 1.1 | .7 | 11.1 |
| **6m/s** | .1 | .0 | .0 | .0 | .2 | 1.4 | .8 | 1.2 | 1.0 | .9 | .4 | .1 | .2 | .4 | .9 | .3 | 8.0 |
| **7m/s** | .0 | .0 | .0 | .0 | .0 | .3 | .9 | .9 | 1.1 | .5 | .3 | .1 | .0 | .3 | .5 | .4 | 5.4 |
| **8m/s** | .0 | .0 | .0 | .0 | .0 | .1 | .6 | 1.4 | 2.8 | .7 | .2 | .1 | .0 | .1 | .2 | .4 | 6.8 |
| **10m/s** | .0 | .0 | .0 | .0 | .0 | .0 | .4 | 1.3 | 1.3 | .6 | .1 | .2 | .1 | .0 | .0 | .0 | 4.4 |
| **12m/s** | .1 | .0 | .0 | .0 | .0 | .0 | .0 | .6 | .8 | .6 | .3 | .1 | .0 | .0 | .0 | .0 | 2.4 |
| **14m/s** | .0 | .0 | .0 | .0 | .0 | .0 | .0 | .0 | .3 | .2 | .0 | .0 | .0 | .0 | .0 | .1 | .7 |
| **16m/s** | .0 | .0 | .0 | .0 | .0 | .0 | .0 | .0 | .3 | .2 | .1 | .0 | .0 | .0 | .0 | .0 | .6 |
| **18m/s** | .0 | .0 | .0 | .0 | .0 | .0 | .0 | .0 | .0 | .0 | .0 | .0 | .0 | .0 | .0 | .0 | .0 |
| **20m/s** | .0 | .0 | .0 | .0 | .0 | .0 | .0 | .0 | .0 | .0 | .1 | .1 | .0 | .0 | .0 | .0 | .2 |
| **25m/s** | .0 | .0 | .0 | .0 | .0 | .0 | .0 | .0 | .0 | .0 | .0 | .0 | .0 | .0 | .0 | .0 | .0 |
| **30m/s** | .0 | .0 | .0 | .0 | .0 | .0 | .0 | .0 | .0 | .0 | .0 | .0 | .0 | .0 | .0 | .0 | .0 |
| **35m/s** | .0 | .0 | .0 | .0 | .0 | .0 | .0 | .0 | .0 | .0 | .0 | .0 | .0 | .0 | .0 | .0 | .0 |
| **40m/s** | .0 | .0 | .0 | .0 | .0 | .0 | .0 | .0 | .0 | .0 | .0 | .0 | .0 | .0 | .0 | .0 | .0 |
| **100m/s** | | | | | | | | | | | | | | | | | |
| 合計 (%) | 2.9 | 3.5 | 2.2 | 3.7 | 8.5 | 12.8 | 7.7 | 9.2 | 12.3 | 7.3 | 6.2 | 4.0 | 5.5 | 4.6 | 4.8 | 3.8 | 99.0 |

[註**1**]: 風速介於 **2.0m/s~ 3.0m/s** 佔 **17.2%** 。主風向 **ESE** 佔 **12.8%** 。

[註**2**]: 風速平均值 **= 4.9m/s** , 風速最大值 **= 24.4m/s** , 其風向爲 **WSW**。

[註**3**]: 風速小於**5m/s** 佔 **60.3%**; 介於**5~10m/s** 佔 **31.3%** ; 風速大於**10m/s** 佔 **8.4%**。

[註**4**]: 風向介於 **N~E** 佔 **15.0%**;**E~S** 佔 **40.4%** ;**S~W** 佔 **26.5%** ;**W~N** 佔 **17.1%**; 靜風佔 **1.0%** 。

[註**5**]: 資料每小時記錄一次 , 合計 **2156**筆 ( **97.6%**) , 檔名 : **W07SAP10.1HY** 。

# 表6.4.16　2007年 秋季 安平港測站1風速及風向聯合分佈百分比 (%) 統計表

**2007年 9月 1日 0時 ~ 2007年11月30日23時**

| 風向<br>風速 | N | NNE | NE | ENE | E | ESE | SE | SSE | S | SSW | SW | WSW | W | WNW | NW | NNW | 合計<br>(%) |
|---|---|---|---|---|---|---|---|---|---|---|---|---|---|---|---|---|---|
| **.3m/s** | .5 | .3 | .1 | .3 | .3 | .3 | .4 | .3 | .1 | .3 | .1 | .1 | .3 | .2 | .2 | .2 | 3.5 |
| **1m/s** | .6 | .9 | .8 | .7 | .6 | .9 | .2 | .3 | .5 | .8 | .7 | .7 | .5 | .3 | .6 | .4 | 9.3 |
| **2m/s** | 1.0 | 1.4 | .6 | 1.1 | 1.8 | 1.5 | .5 | .4 | .4 | .6 | 1.1 | .8 | .8 | .6 | .7 | .9 | 13.9 |
| **3m/s** | 2.4 | 2.5 | .4 | .7 | 1.0 | 1.2 | .6 | .5 | .4 | .4 | .9 | .6 | .6 | .9 | 1.0 | 1.1 | 14.9 |
| **4m/s** | 2.8 | 2.3 | .3 | .1 | .0 | .4 | .3 | .1 | .5 | .2 | .6 | .5 | .4 | 1.1 | 1.2 | 1.7 | 12.3 |
| **5m/s** | 4.5 | 2.9 | .0 | .0 | .0 | .3 | .2 | .3 | .1 | .3 | .6 | .1 | .2 | .5 | 1.5 | 1.3 | 12.5 |
| **6m/s** | 4.0 | 2.2 | .0 | .0 | .0 | .1 | .0 | .1 | .1 | .1 | .2 | .1 | .1 | .1 | 1.2 | 1.5 | 9.5 |
| **7m/s** | 2.3 | 1.2 | .0 | .0 | .0 | .0 | .1 | .2 | .0 | .0 | .2 | .1 | .1 | .0 | .3 | 1.6 | 5.9 |
| **8m/s** | 5.1 | 1.5 | .0 | .0 | .0 | .0 | .0 | .1 | .0 | .0 | .2 | .1 | .1 | .0 | .1 | 3.0 | 10.0 |
| **10m/s** | 2.4 | .8 | .0 | .0 | .0 | .0 | .0 | .0 | .0 | .0 | .1 | .0 | .0 | .1 | .1 | .3 | 3.6 |
| **12m/s** | .8 | .1 | .0 | .0 | .0 | .0 | .0 | .0 | .0 | .0 | .0 | .0 | .0 | .0 | .2 | .1 | 1.1 |
| **14m/s** | .5 | .1 | .0 | .0 | .0 | .0 | .0 | .0 | .0 | .0 | .0 | .1 | .1 | .1 | .2 | .2 | 1.0 |
| **16m/s** | .4 | .1 | .0 | .0 | .0 | .0 | .0 | .0 | .0 | .0 | .0 | .1 | .1 | .0 | .0 | .1 | .6 |
| **18m/s** | .2 | .1 | .0 | .0 | .0 | .0 | .0 | .0 | .0 | .0 | .0 | .1 | .1 | .0 | .0 | .1 | .4 |
| **20m/s** | .1 | .0 | .0 | .0 | .0 | .0 | .0 | .0 | .0 | .0 | .0 | .0 | .1 | .3 | .4 | .1 | .9 |
| **25m/s** | .0 | .0 | .0 | .0 | .0 | .0 | .0 | .0 | .0 | .0 | .0 | .0 | .0 | .0 | .0 | .0 | .0 |
| **30m/s** | .0 | .0 | .0 | .0 | .0 | .0 | .0 | .0 | .0 | .0 | .0 | .0 | .0 | .0 | .0 | .0 | .0 |
| **35m/s** | .0 | .0 | .0 | .0 | .0 | .0 | .0 | .0 | .0 | .0 | .0 | .0 | .0 | .0 | .0 | .0 | .0 |
| **40m/s** | .0 | .0 | .0 | .0 | .0 | .0 | .0 | .0 | .0 | .0 | .0 | .0 | .0 | .0 | .0 | .0 | .0 |
| **100m/s** | | | | | | | | | | | | | | | | | |
| 合計 (%) | 27.3 | 16.2 | 2.1 | 2.7 | 3.6 | 4.5 | 2.2 | 2.1 | 2.1 | 2.5 | 4.4 | 3.0 | 3.3 | 3.9 | 7.4 | 12.1 | 99.3 |

[註**1**]: 風速介於 **3.0m/s~ 4.0m/s** 佔 **14.9%** 。主風向 **N** 佔 **27.3%** 。

[註**2**]: 風速平均值 **= 5.3m/s** , 風速最大值 **= 22.8m/s** , 其風向爲 **NW** 。

[註**3**]: 風速小於**5m/s** 佔 **54.6%**; 介於**5~10m/s** 佔 **37.9%** ; 風速大於**10m/s** 佔 **7.5%**。

[註**4**]: 風向介於 **N~E** 佔 **43.1%**;**E~S** 佔 **11.2%** ;**S~W** 佔 **12.6%** ;**W~N** 佔 **32.4%**; 靜風佔 **.7%** 。

[註**5**]: 資料每小時記錄一次 , 合計 **1986**筆 ( **90.9%**) , 檔名 : **W07FAP10.1HY** 。

# 表6.4.17　2007年 整年 安平港測站1風速及風向聯合分佈百分比 (%) 統計表

**2006年12月 1日 1時 ~ 2007年11月30日23時**

| 風向<br>風速 | N | NNE | NE | ENE | E | ESE | SE | SSE | S | SSW | SW | WSW | W | WNW | NW | NNW | 合計<br>(%) |
|---|---|---|---|---|---|---|---|---|---|---|---|---|---|---|---|---|---|
| **.3m/s** | .2 | .2 | .1 | .2 | .2 | .2 | .2 | .1 | .1 | .1 | .2 | .1 | .2 | .1 | .1 | .1 | 2.5 |
| **1m/s** | .6 | .7 | .7 | .5 | .8 | .7 | .4 | .5 | .4 | .6 | .6 | .7 | .4 | .4 | .4 | .4 | 8.8 |
| **2m/s** | .9 | 1.3 | .8 | 1.0 | 1.9 | 1.7 | .6 | .4 | .6 | .5 | .9 | .6 | .8 | .6 | .7 | .7 | 14.2 |
| **3m/s** | 1.8 | 1.9 | .7 | .6 | 1.1 | 1.5 | .4 | .4 | .8 | .6 | .8 | .8 | .8 | .8 | .7 | .9 | 14.7 |
| **4m/s** | 2.0 | 2.0 | .3 | .1 | .1 | .7 | .5 | .6 | .8 | .5 | .7 | .6 | .8 | 1.0 | .9 | 1.1 | 12.7 |
| **5m/s** | 2.7 | 2.4 | .2 | .0 | .0 | .4 | .6 | .5 | .5 | .5 | .6 | .3 | .5 | .7 | 1.3 | 1.1 | 12.2 |
| **6m/s** | 2.6 | 2.2 | .1 | .0 | .1 | .5 | .3 | .4 | .4 | .4 | .2 | .1 | .1 | .2 | 1.1 | 1.0 | 9.5 |
| **7m/s** | 1.9 | 1.8 | .0 | .0 | .0 | .1 | .3 | .4 | .3 | .2 | .1 | .1 | .0 | .1 | .4 | 1.1 | 6.9 |
| **8m/s** | 3.7 | 2.5 | .0 | .0 | .0 | .0 | .2 | .4 | .9 | .2 | .1 | .1 | .0 | .0 | .1 | 1.6 | 10.0 |
| **10m/s** | 1.5 | 1.0 | .0 | .0 | .0 | .0 | .1 | .5 | .4 | .2 | .1 | .1 | .0 | .0 | .0 | .2 | 4.3 |
| **12m/s** | .5 | .3 | .0 | .0 | .0 | .0 | .0 | .2 | .2 | .2 | .1 | .0 | .0 | .0 | .0 | .1 | 1.7 |
| **14m/s** | .2 | .3 | .0 | .0 | .0 | .0 | .0 | .0 | .1 | .1 | .0 | .0 | .0 | .0 | .0 | .1 | .8 |
| **16m/s** | .2 | .1 | .0 | .0 | .0 | .0 | .0 | .0 | .1 | .1 | .0 | .0 | .0 | .0 | .0 | .0 | .5 |
| **18m/s** | .0 | .0 | .0 | .0 | .0 | .0 | .0 | .0 | .0 | .0 | .0 | .0 | .0 | .0 | .0 | .0 | .1 |
| **20m/s** | .0 | .0 | .0 | .0 | .0 | .0 | .0 | .0 | .0 | .0 | .0 | .0 | .0 | .1 | .1 | .0 | .3 |
| **25m/s** | .0 | .0 | .0 | .0 | .0 | .0 | .0 | .0 | .0 | .0 | .0 | .0 | .0 | .0 | .0 | .0 | .0 |
| **30m/s** | .0 | .0 | .0 | .0 | .0 | .0 | .0 | .0 | .0 | .0 | .0 | .0 | .0 | .0 | .0 | .0 | .0 |
| **35m/s** | .0 | .0 | .0 | .0 | .0 | .0 | .0 | .0 | .0 | .0 | .0 | .0 | .0 | .0 | .0 | .0 | .0 |
| **40m/s** | .0 | .0 | .0 | .0 | .0 | .0 | .0 | .0 | .0 | .0 | .0 | .0 | .0 | .0 | .0 | .0 | .0 |
| **100m/s** | | | | | | | | | | | | | | | | | |
| 合計 (%) | 18.9 | 16.6 | 3.0 | 2.5 | 4.3 | 6.0 | 3.6 | 4.4 | 5.6 | 4.1 | 4.5 | 3.4 | 3.8 | 4.2 | 6.0 | 8.3 | 99.3 |

[註1]: 風速介於 **3.0m/s~ 4.0m/s** 佔 **14.7%** 。主風向 **N** 佔 **18.9%** 。

[註2]: 風速平均值 = **5.3m/s** , 風速最大值 = **24.4m/s** , 其風向爲 **WSW**。

[註3]: 風速小於**5m/s** 佔 **53.7%**; 介於**5~10m/s** 佔 **38.7%** ; 風速大於**10m/s** 佔 **7.7%**。

[註4]: 風向介於 **N~E** 佔 **37.6%**;**E~S** 佔 **18.9%** ;**S~W** 佔 **16.8%** ;**W~N** 佔 **26.0%**; 靜風佔 **.7%** 。

[註5]: 資料每小時記錄一次 , 合計 **6965**筆 ( **79.5%**) , 檔名 : **W070AP10.1HY** 。

# 表6.4.18　歷年 12月 安平港測站1風速及風向聯合分佈百分比 (%) 統計表

**1999年12月 1日 0時 ~ 2006年12月31日23時**

| 風向<br>風速 | N | NNE | NE | ENE | E | ESE | SE | SSE | S | SSW | SW | WSW | W | WNW | NW | NNW | 合計<br>(%) |
|---|---|---|---|---|---|---|---|---|---|---|---|---|---|---|---|---|---|
| **.3m/s** | .0 | .0 | .0 | .1 | .1 | .0 | .0 | .0 | .1 | .0 | .0 | .0 | .0 | .1 | .0 | .1 | .6 |
| **1m/s** | .2 | .4 | .5 | .3 | .2 | .1 | .1 | .0 | .1 | .0 | .0 | .2 | .0 | .1 | .1 | .2 | 2.4 |
| **2m/s** | .6 | 1.5 | 1.0 | .5 | .4 | .1 | .0 | .0 | .0 | .0 | .0 | .1 | .1 | .2 | .3 | .3 | 5.2 |
| **3m/s** | 1.3 | 2.7 | 1.1 | .3 | .1 | .1 | .1 | .0 | .0 | .0 | .0 | .0 | .0 | .1 | .4 | .6 | 6.9 |
| **4m/s** | 1.8 | 4.5 | .6 | .1 | .0 | .0 | .0 | .0 | .0 | .0 | .0 | .0 | .0 | .1 | .5 | .9 | 8.6 |
| **5m/s** | 3.5 | 6.5 | .8 | .0 | .1 | .0 | .0 | .0 | .0 | .0 | .0 | .0 | .0 | .1 | .1 | .6 | 11.6 |
| **6m/s** | 4.2 | 7.2 | .5 | .0 | .0 | .0 | .1 | .0 | .0 | .0 | .0 | .0 | .0 | .0 | .2 | 1.1 | 13.4 |
| **7m/s** | 4.6 | 8.2 | .2 | .0 | .0 | .0 | .0 | .0 | .0 | .0 | .0 | .0 | .0 | .0 | .0 | .9 | 14.0 |
| **8m/s** | 7.9 | 10.7 | .2 | .0 | .1 | .0 | .0 | .0 | .0 | .0 | .0 | .0 | .0 | .0 | .0 | .6 | 19.7 |
| **10m/s** | 3.6 | 6.0 | .1 | .0 | .0 | .0 | .0 | .0 | .0 | .0 | .0 | .0 | .0 | .0 | .0 | .2 | 10.0 |
| **12m/s** | 1.5 | 2.5 | .0 | .0 | .0 | .0 | .0 | .0 | .0 | .0 | .0 | .0 | .0 | .0 | .0 | .1 | 4.2 |
| **14m/s** | .7 | 1.5 | .0 | .0 | .0 | .0 | .0 | .0 | .0 | .0 | .0 | .0 | .0 | .0 | .0 | .0 | 2.3 |
| **16m/s** | .4 | .6 | .0 | .0 | .0 | .0 | .0 | .0 | .0 | .0 | .0 | .0 | .0 | .0 | .0 | .0 | 1.0 |
| **18m/s** | .1 | .0 | .0 | .0 | .0 | .0 | .0 | .0 | .0 | .0 | .0 | .0 | .0 | .0 | .0 | .0 | .1 |
| **20m/s** | .0 | .0 | .0 | .0 | .0 | .0 | .0 | .0 | .0 | .0 | .0 | .0 | .0 | .0 | .0 | .0 | .0 |
| **25m/s** | .0 | .0 | .0 | .0 | .0 | .0 | .0 | .0 | .0 | .0 | .0 | .0 | .0 | .0 | .0 | .0 | .0 |
| **30m/s** | .0 | .0 | .0 | .0 | .0 | .0 | .0 | .0 | .0 | .0 | .0 | .0 | .0 | .0 | .0 | .0 | .0 |
| **35m/s** | .0 | .0 | .0 | .0 | .0 | .0 | .0 | .0 | .0 | .0 | .0 | .0 | .0 | .0 | .0 | .0 | .0 |
| **40m/s** | .0 | .0 | .0 | .0 | .0 | .0 | .0 | .0 | .0 | .0 | .0 | .0 | .0 | .0 | .0 | .0 | .0 |
| **100m/s** | | | | | | | | | | | | | | | | | |
| 合計 (%) | 30.5 | 52.3 | 5.2 | 1.3 | .9 | .3 | .3 | .2 | .1 | .2 | .2 | .3 | .3 | .6 | 1.6 | 5.6 | 99.9 |

[註**1**]: 風速介於 **8.0m/s~ 10.0m/s** 佔 **19.7%** 。主風向 **NNE** 佔 **52.3%** 。

[註**2**]: 風速平均值 **= 7.3m/s** , 風速最大值 **= 21.4m/s** , 其風向爲 **N** 。

[註**3**]: 風速小於**5m/s** 佔 **23.7%**; 介於**5~10m/s** 佔 **58.7%** ; 風速大於**10m/s** 佔 **17.6%**。

[註**4**]: 風向介於 **N~E** 佔 **80.5%**;**E~S** 佔 **1.3%** ;**S~W** 佔 **.9%** ;**W~N** 佔 **17.2%**; 靜風佔 **.1%** 。

[註**5**]: 資料每小時記錄一次 , 合計 **5091**筆 ( **85.5%**) , 檔名 : **W44CAP10.1HY** 。

# 表6.4.19　歷年 1月 安平港測站1風速及風向聯合分佈百分比 (%) 統計表

**2000年 1月 1日 0時 ~ 2007年 1月31日23時**

| 風向<br>風速 | N | NNE | NE | ENE | E | ESE | SE | SSE | S | SSW | SW | WSW | W | WNW | NW | NNW | 合計<br>(%) |
|---|---|---|---|---|---|---|---|---|---|---|---|---|---|---|---|---|---|
| **.3m/s** | .0 | .0 | .1 | .1 | .1 | .0 | .0 | .0 | .0 | .0 | .0 | .0 | .0 | .0 | .0 | .0 | .5 |
| **1m/s** | .2 | .3 | .1 | .3 | .2 | .1 | .1 | .0 | .0 | .0 | .0 | .0 | .0 | .1 | .1 | .1 | 1.7 |
| **2m/s** | .6 | 1.2 | 1.1 | .4 | .6 | .2 | .1 | .1 | .0 | .1 | .1 | .0 | .1 | .1 | .2 | .3 | 5.3 |
| **3m/s** | 1.3 | 2.5 | 1.4 | .2 | .1 | .3 | .1 | .0 | .0 | .1 | .1 | .0 | .0 | .1 | .2 | .4 | 6.9 |
| **4m/s** | 2.2 | 4.0 | 1.6 | .1 | .1 | .0 | .0 | .0 | .1 | .1 | .0 | .1 | .0 | .0 | .3 | .9 | 9.6 |
| **5m/s** | 3.6 | 5.9 | 1.1 | .1 | .0 | .0 | .0 | .0 | .1 | .1 | .0 | .1 | .0 | .0 | .1 | 1.0 | 12.0 |
| **6m/s** | 4.2 | 7.2 | .6 | .0 | .0 | .0 | .0 | .0 | .1 | .1 | .0 | .0 | .0 | .0 | .2 | 1.1 | 13.6 |
| **7m/s** | 5.5 | 6.5 | .4 | .0 | .0 | .0 | .0 | .0 | .1 | .0 | .0 | .0 | .0 | .0 | .1 | 1.4 | 14.1 |
| **8m/s** | 8.0 | 10.6 | .4 | .0 | .1 | .0 | .0 | .1 | .0 | .0 | .0 | .0 | .0 | .1 | .1 | 1.1 | 20.6 |
| **10m/s** | 4.1 | 5.6 | .0 | .1 | .0 | .0 | .0 | .0 | .0 | .0 | .0 | .0 | .0 | .0 | .1 | .4 | 10.4 |
| **12m/s** | 2.0 | 1.6 | .0 | .0 | .0 | .0 | .0 | .0 | .0 | .0 | .0 | .0 | .0 | .0 | .0 | .1 | 3.8 |
| **14m/s** | .6 | .4 | .0 | .0 | .0 | .0 | .0 | .0 | .0 | .0 | .0 | .0 | .0 | .0 | .0 | .0 | 1.1 |
| **16m/s** | .2 | .2 | .0 | .0 | .0 | .0 | .0 | .0 | .0 | .0 | .0 | .0 | .0 | .0 | .0 | .0 | .4 |
| **18m/s** | .0 | .0 | .0 | .0 | .0 | .0 | .0 | .0 | .0 | .0 | .0 | .0 | .0 | .0 | .0 | .0 | .0 |
| **20m/s** | .0 | .0 | .0 | .0 | .0 | .0 | .0 | .0 | .0 | .0 | .0 | .0 | .0 | .0 | .0 | .0 | .0 |
| **25m/s** | .0 | .0 | .0 | .0 | .0 | .0 | .0 | .0 | .0 | .0 | .0 | .0 | .0 | .0 | .0 | .0 | .0 |
| **30m/s** | .0 | .0 | .0 | .0 | .0 | .0 | .0 | .0 | .0 | .0 | .0 | .0 | .0 | .0 | .0 | .0 | .0 |
| **35m/s** | .0 | .0 | .0 | .0 | .0 | .0 | .0 | .0 | .0 | .0 | .0 | .0 | .0 | .0 | .0 | .0 | .0 |
| **40m/s** | .0 | .0 | .0 | .0 | .0 | .0 | .0 | .0 | .0 | .0 | .0 | .0 | .0 | .0 | .0 | .0 | .0 |
| **100m/s** | | | | | | | | | | | | | | | | | |
| 合計 (%) | 32.4 | 46.2 | 6.8 | 1.3 | 1.3 | .7 | .4 | .3 | .5 | .5 | .3 | .3 | .2 | .6 | 1.3 | 6.9 | 100.0 |

[註**1**]: 風速介於 **8.0m/s~ 10.0m/s** 佔 **20.6%** 。主風向 **NNE** 佔 **46.2%** 。

[註**2**]: 風速平均值 = **7.1m/s** , 風速最大值 = **18.1m/s** , 其風向爲 **N** 。

[註**3**]: 風速小於**5m/s** 佔 **23.9%**; 介於**5~10m/s** 佔 **60.4%** ; 風速大於**10m/s** 佔 **15.7%**。

[註**4**]: 風向介於 **N~E** 佔 **76.3%**;**E~S** 佔 **2.3%** ;**S~W** 佔 **1.6%** ;**W~N** 佔 **19.8%**; 靜風佔 **.0%** 。

[註**5**]: 資料每小時記錄一次 , 合計 **5013**筆 ( **84.2%**) , 檔名 : **W441AP10.1HY** 。

# 表6.4.20　歷年 2月 安平港測站1風速及風向聯合分佈百分比 (%) 統計表

**2000年 2月 1日 0時 ~ 2007年 2月10日18時**

| 風向<br>風速 | N | NNE | NE | ENE | E | ESE | SE | SSE | S | SSW | SW | WSW | W | WNW | NW | NNW | 合計<br>(%) |
|---|---|---|---|---|---|---|---|---|---|---|---|---|---|---|---|---|---|
| **.3m/s** | .0 | .1 | .1 | .2 | .1 | .0 | .0 | .1 | .0 | .0 | .0 | .1 | .0 | .1 | .0 | .1 | 1.1 |
| **1m/s** | .2 | .3 | .6 | .3 | .4 | .2 | .1 | .1 | .0 | .0 | .1 | .0 | .1 | .1 | .1 | .2 | 2.9 |
| **2m/s** | .9 | 1.2 | .8 | .6 | .6 | .2 | .1 | .0 | .1 | .1 | .0 | .1 | .2 | .2 | .3 | .4 | 6.0 |
| **3m/s** | 1.7 | 2.7 | 2.0 | .3 | .3 | .2 | .2 | .1 | .1 | .2 | .2 | .2 | .2 | .1 | .4 | .6 | 9.4 |
| **4m/s** | 2.5 | 4.8 | 1.3 | .1 | .0 | .1 | .2 | .1 | .1 | .1 | .0 | .0 | .0 | .2 | .5 | 1.0 | 11.1 |
| **5m/s** | 2.8 | 6.6 | 1.0 | .1 | .0 | .0 | .1 | .1 | .2 | .1 | .0 | .0 | .1 | .1 | .5 | 1.6 | 13.4 |
| **6m/s** | 3.7 | 6.5 | .6 | .0 | .0 | .0 | .0 | .1 | .2 | .1 | .0 | .0 | .0 | .0 | .4 | 1.6 | 13.3 |
| **7m/s** | 4.7 | 6.5 | .5 | .1 | .0 | .0 | .0 | .0 | .2 | .0 | .0 | .0 | .0 | .0 | .2 | 1.4 | 13.6 |
| **8m/s** | 7.4 | 8.3 | .2 | .1 | .0 | .0 | .1 | .1 | .2 | .1 | .0 | .0 | .0 | .0 | .1 | 1.4 | 17.9 |
| **10m/s** | 3.4 | 4.0 | .0 | .0 | .0 | .0 | .0 | .0 | .1 | .0 | .0 | .0 | .0 | .0 | .0 | .3 | 7.9 |
| **12m/s** | 1.1 | 1.5 | .0 | .0 | .0 | .0 | .0 | .0 | .0 | .0 | .0 | .0 | .0 | .0 | .0 | .1 | 2.6 |
| **14m/s** | .3 | .5 | .0 | .0 | .0 | .0 | .0 | .0 | .0 | .0 | .0 | .0 | .0 | .0 | .0 | .0 | .7 |
| **16m/s** | .0 | .0 | .0 | .0 | .0 | .0 | .0 | .0 | .0 | .0 | .0 | .0 | .0 | .0 | .0 | .0 | .0 |
| **18m/s** | .0 | .0 | .0 | .0 | .0 | .0 | .0 | .0 | .0 | .0 | .0 | .0 | .0 | .0 | .0 | .0 | .0 |
| **20m/s** | .0 | .0 | .0 | .0 | .0 | .0 | .0 | .0 | .0 | .0 | .0 | .0 | .0 | .0 | .0 | .0 | .0 |
| **25m/s** | .0 | .0 | .0 | .0 | .0 | .0 | .0 | .0 | .0 | .0 | .0 | .0 | .0 | .0 | .0 | .0 | .0 |
| **30m/s** | .0 | .0 | .0 | .0 | .0 | .0 | .0 | .0 | .0 | .0 | .0 | .0 | .0 | .0 | .0 | .0 | .0 |
| **35m/s** | .0 | .0 | .0 | .0 | .0 | .0 | .0 | .0 | .0 | .0 | .0 | .0 | .0 | .0 | .0 | .0 | .0 |
| **40m/s** | .0 | .0 | .0 | .0 | .0 | .0 | .0 | .0 | .0 | .0 | .0 | .0 | .0 | .0 | .0 | .0 | .0 |
| **100m/s** | | | | | | | | | | | | | | | | | |
| 合計 (%) | 28.7 | 42.9 | 7.2 | 1.7 | 1.5 | .9 | .8 | .7 | 1.1 | .8 | .4 | .5 | .8 | .9 | 2.6 | 8.5 | 100.0 |

[註**1**]: 風速介於 **8.0m/s~ 10.0m/s** 佔 **17.9%** 。主風向 **NNE** 佔 **42.9%** 。

[註**2**]: 風速平均值 **= 6.5m/s** , 風速最大值 **= 16.9m/s** , 其風向爲 **NNE**。

[註**3**]: 風速小於**5m/s** 佔 **30.5%**; 介於**5~10m/s** 佔 **58.2%** ; 風速大於**10m/s** 佔 **11.3%**。

[註**4**]: 風向介於 **N~E** 佔 **71.5%**;**E~S** 佔 **3.9%** ;**S~W** 佔 **2.4%** ;**W~N** 佔 **22.3%**; 靜風佔 **.0%** 。

[註**5**]: 資料每小時記錄一次 , 合計 **4883**筆 ( **90.0%**) , 檔名 : **W442AP10.1HY** 。

# 表6.4.21　歷年 3月 安平港測站1風速及風向聯合分佈百分比 (%) 統計表

**2000年 3月 1日 0時 ~ 2007年 3月31日23時**

| 風向<br>風速 | N | NNE | NE | ENE | E | ESE | SE | SSE | S | SSW | SW | WSW | W | WNW | NW | NNW | 合計<br>(%) |
|---|---|---|---|---|---|---|---|---|---|---|---|---|---|---|---|---|---|
| **.3m/s** | .2 | .2 | .1 | .2 | .2 | .1 | .1 | .0 | .0 | .1 | .1 | .1 | .3 | .1 | .1 | .1 | 1.8 |
| **1m/s** | .8 | .7 | .7 | .5 | .5 | .4 | .3 | .1 | .1 | .2 | .2 | .3 | .2 | .2 | .4 | .4 | 6.2 |
| **2m/s** | 1.3 | 1.6 | 1.5 | .6 | .5 | .6 | .1 | .2 | .1 | .2 | .4 | .2 | .2 | .3 | .6 | .8 | 9.2 |
| **3m/s** | 1.9 | 3.0 | 1.5 | .5 | .4 | .3 | .1 | .2 | .2 | .2 | .3 | .5 | .3 | .4 | .7 | .9 | 11.5 |
| **4m/s** | 3.0 | 4.3 | 1.0 | .1 | .2 | .1 | .1 | .2 | .1 | .1 | .2 | .3 | .4 | .4 | .9 | 1.2 | 12.7 |
| **5m/s** | 3.3 | 5.6 | 1.1 | .1 | .1 | .1 | .1 | .1 | .1 | .1 | .2 | .1 | .2 | .2 | 1.0 | 1.8 | 14.2 |
| **6m/s** | 3.8 | 4.7 | .4 | .0 | .1 | .0 | .0 | .1 | .1 | .4 | .1 | .0 | .1 | .0 | .7 | 1.9 | 12.5 |
| **7m/s** | 3.7 | 4.3 | .2 | .0 | .0 | .0 | .0 | .0 | .2 | .2 | .0 | .1 | .0 | .1 | .4 | 1.4 | 10.5 |
| **8m/s** | 5.0 | 5.4 | .2 | .0 | .0 | .1 | .0 | .1 | .2 | .2 | .0 | .0 | .1 | .0 | .2 | 1.5 | 13.0 |
| **10m/s** | 2.4 | 2.1 | .1 | .0 | .0 | .0 | .0 | .0 | .1 | .0 | .0 | .0 | .0 | .0 | .0 | .4 | 5.1 |
| **12m/s** | .8 | 1.0 | .0 | .0 | .0 | .0 | .0 | .0 | .0 | .0 | .0 | .0 | .0 | .0 | .0 | .1 | 1.9 |
| **14m/s** | .5 | .5 | .0 | .0 | .0 | .0 | .0 | .0 | .0 | .0 | .0 | .0 | .0 | .0 | .0 | .0 | .9 |
| **16m/s** | .1 | .1 | .0 | .0 | .0 | .0 | .0 | .0 | .0 | .0 | .0 | .0 | .0 | .0 | .0 | .0 | .2 |
| **18m/s** | .0 | .0 | .0 | .0 | .0 | .0 | .0 | .0 | .0 | .0 | .0 | .0 | .0 | .0 | .0 | .0 | .0 |
| **20m/s** | .0 | .0 | .0 | .0 | .0 | .0 | .0 | .0 | .0 | .0 | .0 | .0 | .0 | .0 | .0 | .0 | .0 |
| **25m/s** | .0 | .0 | .0 | .0 | .0 | .0 | .0 | .0 | .0 | .0 | .0 | .0 | .0 | .0 | .0 | .0 | .0 |
| **30m/s** | .0 | .0 | .0 | .0 | .0 | .0 | .0 | .0 | .0 | .0 | .0 | .0 | .0 | .0 | .0 | .0 | .0 |
| **35m/s** | .0 | .0 | .0 | .0 | .0 | .0 | .0 | .0 | .0 | .0 | .0 | .0 | .0 | .0 | .0 | .0 | .0 |
| **40m/s** | .0 | .0 | .0 | .0 | .0 | .0 | .0 | .0 | .0 | .0 | .0 | .0 | .0 | .0 | .0 | .0 | .0 |
| **100m/s** | | | | | | | | | | | | | | | | | |
| 合計 (%) | 26.7 | 33.4 | 6.8 | 2.0 | 2.1 | 1.7 | .8 | 1.1 | 1.1 | 1.7 | 1.5 | 1.6 | 2.0 | 1.8 | 5.1 | 10.4 | 99.8 |

[註**1**]: 風速介於 **5.0m/s~ 6.0m/s** 佔 **14.2%** 。主風向 **NNE** 佔 **33.4%** 。

[註**2**]: 風速平均值 **= 5.8m/s** , 風速最大值 **= 16.8m/s** , 其風向爲 **N** 。

[註**3**]: 風速小於**5m/s** 佔 **41.7%**; 介於**5~10m/s** 佔 **50.2%** ; 風速大於**10m/s** 佔 **8.1%**。

[註**4**]: 風向介於 **N~E** 佔 **61.0%**;**E~S** 佔 **5.3%** ;**S~W** 佔 **6.3%** ;**W~N** 佔 **27.2%**; 靜風佔 **.2%** 。

[註**5**]: 資料每小時記錄一次 , 合計 **5331**筆 ( **89.6%**) , 檔名 : **W443AP10.1HY** 。

# 表6.4.22　歷年 4月 安平港測站1風速及風向聯合分佈百分比 (%) 統計表

**2000年 4月 1日 0時 ~ 2007年 4月30日23時**

| 風向<br>風速 | N | NNE | NE | ENE | E | ESE | SE | SSE | S | SSW | SW | WSW | W | WNW | NW | NNW | 合計<br>(%) |
|---|---|---|---|---|---|---|---|---|---|---|---|---|---|---|---|---|---|
| **.3m/s** | .2 | .2 | .1 | .2 | .3 | .1 | .1 | .1 | .1 | .1 | .3 | .2 | .2 | .2 | .1 | .3 | 2.8 |
| **1m/s** | .9 | 1.2 | .6 | .7 | .7 | .6 | .5 | .3 | .3 | .4 | .4 | .5 | .7 | .6 | .6 | .6 | 9.5 |
| **2m/s** | 1.9 | 1.8 | 1.2 | .5 | .9 | .9 | .7 | .4 | .6 | .6 | .7 | .6 | .7 | .7 | .8 | 1.0 | 14.1 |
| **3m/s** | 2.2 | 3.5 | 1.4 | .3 | .7 | .7 | .3 | .4 | .9 | .8 | .8 | .6 | .5 | 1.0 | 1.0 | 1.2 | 16.3 |
| **4m/s** | 2.1 | 3.6 | .8 | .1 | .1 | .1 | .1 | .5 | .7 | .7 | .6 | .5 | .7 | 1.3 | 1.4 | 1.1 | 14.3 |
| **5m/s** | 2.3 | 3.9 | .4 | .0 | .0 | .0 | .1 | .2 | .8 | .7 | .5 | .3 | .2 | .4 | 1.3 | 1.9 | 13.0 |
| **6m/s** | 2.5 | 3.1 | .4 | .0 | .0 | .0 | .0 | .2 | .8 | .6 | .2 | .0 | .1 | .1 | 1.0 | 1.5 | 10.5 |
| **7m/s** | 2.2 | 2.7 | .1 | .0 | .0 | .0 | .0 | .1 | .7 | .5 | .2 | .0 | .0 | .0 | .4 | 1.1 | 8.0 |
| **8m/s** | 2.6 | 2.5 | .0 | .0 | .0 | .0 | .0 | .1 | .6 | .5 | .1 | .0 | .0 | .0 | .0 | 1.2 | 7.7 |
| **10m/s** | .9 | 1.1 | .0 | .0 | .0 | .0 | .0 | .1 | .3 | .2 | .0 | .0 | .0 | .0 | .0 | .1 | 2.8 |
| **12m/s** | .3 | .2 | .0 | .0 | .0 | .0 | .0 | .0 | .1 | .0 | .0 | .0 | .0 | .0 | .0 | .0 | .6 |
| **14m/s** | .0 | .0 | .0 | .0 | .0 | .0 | .0 | .0 | .0 | .0 | .0 | .0 | .0 | .0 | .0 | .0 | .1 |
| **16m/s** | .0 | .0 | .0 | .0 | .0 | .0 | .0 | .0 | .0 | .0 | .0 | .0 | .0 | .0 | .0 | .0 | .0 |
| **18m/s** | .0 | .0 | .0 | .0 | .0 | .0 | .0 | .0 | .0 | .0 | .0 | .0 | .0 | .0 | .0 | .0 | .0 |
| **20m/s** | .0 | .0 | .0 | .0 | .0 | .0 | .0 | .0 | .0 | .0 | .0 | .0 | .0 | .0 | .0 | .0 | .0 |
| **25m/s** | .0 | .0 | .0 | .0 | .0 | .0 | .0 | .0 | .0 | .0 | .0 | .0 | .0 | .0 | .0 | .0 | .0 |
| **30m/s** | .0 | .0 | .0 | .0 | .0 | .0 | .0 | .0 | .0 | .0 | .0 | .0 | .0 | .0 | .0 | .0 | .0 |
| **35m/s** | .0 | .0 | .0 | .0 | .0 | .0 | .0 | .0 | .0 | .0 | .0 | .0 | .0 | .0 | .0 | .0 | .0 |
| **40m/s** | .0 | .0 | .0 | .0 | .0 | .0 | .0 | .0 | .0 | .0 | .0 | .0 | .0 | .0 | .0 | .0 | .0 |
| **100m/s** | | | | | | | | | | | | | | | | | |
| 合計 (%) | 18.3 | 23.7 | 5.2 | 1.9 | 2.9 | 2.4 | 2.0 | 2.4 | 5.8 | 5.0 | 3.7 | 2.7 | 3.1 | 4.3 | 6.5 | 10.1 | 99.8 |

[註**1**]: 風速介於 **3.0m/s~ 4.0m/s** 佔 **16.3%** 。主風向 **NNE** 佔 **23.7%** 。

[註**2**]: 風速平均值 **= 4.8m/s** , 風速最大值 **= 16.3m/s** , 其風向爲 **N** 。

[註**3**]: 風速小於**5m/s** 佔 **57.2%**; 介於**5~10m/s** 佔 **39.3%** ; 風速大於**10m/s** 佔 **3.5%**。

[註**4**]: 風向介於 **N~E** 佔 **43.4%**;**E~S** 佔 **11.3%** ;**S~W** 佔 **15.6%** ;**W~N** 佔 **29.5%**; 靜風佔 **.2%** 。

[註**5**]: 資料每小時記錄一次 , 合計 **4901**筆 ( **85.1%**) , 檔名 : **W444AP10.1HY** 。

# 表6.4.23　歷年 5月 安平港測站1風速及風向聯合分佈百分比 (%) 統計表

**2000年 5月 1日 0時 ~ 2007年 5月31日16時**

| 風向<br>風速 | N | NNE | NE | ENE | E | ESE | SE | SSE | S | SSW | SW | WSW | W | WNW | NW | NNW | 合計<br>(%) |
|---|---|---|---|---|---|---|---|---|---|---|---|---|---|---|---|---|---|
| **.3m/s** | .2 | .4 | .3 | .4 | .3 | .2 | .3 | .1 | .2 | .2 | .3 | .3 | .2 | .3 | .3 | .3 | 4.4 |
| **1m/s** | 1.0 | 1.0 | .6 | .5 | .6 | .9 | .6 | .5 | .5 | .8 | .6 | .7 | .7 | 1.0 | 1.0 | .9 | 11.9 |
| **2m/s** | 1.5 | 1.8 | 1.1 | .7 | 1.0 | 1.4 | .7 | .4 | .7 | .9 | .9 | 1.1 | 1.0 | 1.3 | 1.2 | 1.3 | 17.0 |
| **3m/s** | 1.6 | 2.6 | .8 | .2 | .5 | 1.1 | .7 | .5 | .9 | 1.0 | 1.1 | 1.2 | 1.0 | 1.5 | 1.4 | 1.5 | 17.7 |
| **4m/s** | 1.6 | 2.6 | .5 | .1 | .3 | .5 | .6 | .9 | .9 | .9 | .8 | .8 | .7 | 1.5 | 1.5 | 1.4 | 15.5 |
| **5m/s** | 1.5 | 2.0 | .2 | .0 | .0 | .4 | .5 | .6 | 1.0 | .8 | .8 | .3 | .3 | .9 | 1.6 | 1.5 | 12.4 |
| **6m/s** | 1.3 | 1.5 | .1 | .0 | .0 | .1 | .4 | .3 | .7 | .6 | .4 | .1 | .1 | .3 | .9 | 1.6 | 8.3 |
| **7m/s** | 1.1 | 1.3 | .0 | .0 | .0 | .0 | .1 | .3 | .7 | .3 | .2 | .1 | .1 | .1 | .4 | 1.2 | 5.9 |
| **8m/s** | 1.3 | .5 | .1 | .0 | .0 | .0 | .1 | .3 | .6 | .3 | .2 | .0 | .1 | .1 | .2 | 1.2 | 4.8 |
| **10m/s** | .2 | .2 | .0 | .0 | .0 | .0 | .0 | .1 | .2 | .1 | .0 | .0 | .0 | .0 | .0 | .2 | 1.0 |
| **12m/s** | .0 | .0 | .0 | .0 | .0 | .0 | .0 | .1 | .1 | .0 | .1 | .0 | .0 | .0 | .0 | .0 | .2 |
| **14m/s** | .0 | .0 | .0 | .0 | .0 | .0 | .0 | .0 | .0 | .1 | .0 | .0 | .0 | .0 | .0 | .0 | .1 |
| **16m/s** | .0 | .0 | .0 | .0 | .0 | .0 | .0 | .0 | .0 | .0 | .0 | .0 | .0 | .0 | .0 | .0 | .1 |
| **18m/s** | .0 | .0 | .0 | .0 | .0 | .0 | .0 | .1 | .1 | .0 | .0 | .0 | .0 | .0 | .0 | .0 | .2 |
| **20m/s** | .0 | .0 | .0 | .0 | .0 | .0 | .0 | .0 | .1 | .0 | .0 | .0 | .0 | .0 | .0 | .0 | .1 |
| **25m/s** | .0 | .0 | .0 | .0 | .0 | .0 | .0 | .0 | .0 | .0 | .0 | .0 | .0 | .0 | .0 | .0 | .0 |
| **30m/s** | .0 | .0 | .0 | .0 | .0 | .0 | .0 | .0 | .0 | .0 | .0 | .0 | .0 | .0 | .0 | .0 | .0 |
| **35m/s** | .0 | .0 | .0 | .0 | .0 | .0 | .0 | .0 | .0 | .0 | .0 | .0 | .0 | .0 | .0 | .0 | .0 |
| **40m/s** | .0 | .0 | .0 | .0 | .0 | .0 | .0 | .0 | .0 | .0 | .0 | .0 | .0 | .0 | .0 | .0 | .0 |
| **100m/s** | | | | | | | | | | | | | | | | | |
| 合計 (%) | 11.2 | 13.9 | 3.8 | 1.9 | 2.8 | 4.7 | 4.0 | 4.2 | 6.5 | 6.0 | 5.3 | 4.5 | 4.3 | 6.8 | 8.4 | 11.0 | 99.5 |

[註**1**]: 風速介於 **3.0m/s~ 4.0m/s** 佔 **17.7%** 。主風向 **NNE** 佔 **13.9%** 。

[註**2**]: 風速平均值 **= 4.2m/s** , 風速最大值 **= 23.7m/s** , 其風向爲 **S** 。

[註**3**]: 風速小於**5m/s** 佔 **67.0%**; 介於**5~10m/s** 佔 **31.4%** ; 風速大於**10m/s** 佔 **1.7%**。

[註**4**]: 風向介於 **N~E** 佔 **27.2%**;**E~S** 佔 **17.8%** ;**S~W** 佔 **21.4%** ;**W~N** 佔 **33.1%**; 靜風佔 **.5%** 。

[註**5**]: 資料每小時記錄一次 , 合計 **5438**筆 ( **91.4%**) , 檔名 : **W445AP10.1HY** 。

# 表6.4.24　歷年 6月 安平港測站1風速及風向聯合分佈百分比 (%) 統計表

**2000年 6月 1日 0時 ~ 2007年 6月30日23時**

| 風向<br>風速 | N | NNE | NE | ENE | E | ESE | SE | SSE | S | SSW | SW | WSW | W | WNW | NW | NNW | 合計<br>(%) |
|---|---|---|---|---|---|---|---|---|---|---|---|---|---|---|---|---|---|
| **.3m/s** | .2 | .1 | .1 | .2 | .2 | .3 | .1 | .1 | .1 | .2 | .2 | .2 | .2 | .2 | .2 | .2 | 2.8 |
| **1m/s** | .4 | .3 | .4 | .5 | .8 | .7 | .4 | .3 | .6 | .6 | .9 | .8 | .8 | .5 | .6 | .4 | 9.0 |
| **2m/s** | .6 | .8 | .4 | .5 | 1.5 | 2.3 | 1.0 | .8 | 1.0 | 1.5 | 1.2 | 1.1 | 1.0 | .8 | .6 | .5 | 15.6 |
| **3m/s** | .9 | .9 | .4 | .4 | .8 | 2.3 | 1.8 | 1.2 | 1.5 | 2.0 | 1.9 | 1.6 | 1.3 | 1.3 | .7 | .6 | 19.5 |
| **4m/s** | .5 | .8 | .3 | .1 | .3 | 1.1 | 1.5 | 1.6 | 1.7 | 1.6 | 1.8 | 1.6 | 1.0 | 1.2 | .8 | .5 | 16.5 |
| **5m/s** | .5 | .5 | .1 | .1 | .2 | .5 | 1.0 | 1.1 | 1.5 | 1.4 | .9 | .9 | .6 | .5 | 1.1 | .4 | 11.3 |
| **6m/s** | .2 | .2 | .0 | .0 | .1 | .5 | .7 | 1.1 | 1.8 | 1.2 | .8 | .4 | .1 | .2 | .6 | .5 | 8.3 |
| **7m/s** | .2 | .1 | .0 | .0 | .1 | .1 | .5 | .7 | 1.2 | .9 | .4 | .1 | .1 | .0 | .3 | .3 | 5.2 |
| **8m/s** | .5 | .1 | .0 | .0 | .0 | .0 | .2 | 1.2 | 2.3 | 1.0 | .4 | .1 | .0 | .1 | .2 | .5 | 6.7 |
| **10m/s** | .3 | .0 | .0 | .0 | .0 | .0 | .0 | .7 | 1.2 | .4 | .3 | .1 | .0 | .0 | .0 | .2 | 3.2 |
| **12m/s** | .1 | .0 | .0 | .0 | .0 | .0 | .0 | .2 | .4 | .1 | .1 | .0 | .0 | .0 | .0 | .0 | 1.0 |
| **14m/s** | .0 | .0 | .0 | .0 | .0 | .0 | .0 | .0 | .1 | .0 | .0 | .0 | .0 | .0 | .0 | .0 | .2 |
| **16m/s** | .0 | .0 | .0 | .0 | .0 | .0 | .0 | .0 | .0 | .0 | .0 | .0 | .0 | .0 | .0 | .0 | .1 |
| **18m/s** | .0 | .0 | .0 | .0 | .0 | .0 | .0 | .0 | .0 | .0 | .0 | .0 | .0 | .0 | .0 | .0 | .0 |
| **20m/s** | .0 | .0 | .0 | .0 | .0 | .0 | .0 | .0 | .0 | .0 | .0 | .0 | .0 | .0 | .0 | .0 | .1 |
| **25m/s** | .0 | .0 | .0 | .0 | .0 | .0 | .0 | .0 | .0 | .0 | .0 | .0 | .0 | .0 | .0 | .0 | .0 |
| **30m/s** | .0 | .0 | .0 | .0 | .0 | .0 | .0 | .0 | .0 | .0 | .0 | .0 | .0 | .0 | .0 | .0 | .0 |
| **35m/s** | .0 | .0 | .0 | .0 | .0 | .0 | .0 | .0 | .0 | .0 | .0 | .0 | .0 | .0 | .0 | .0 | .0 |
| **40m/s** | .0 | .0 | .0 | .0 | .0 | .0 | .0 | .0 | .0 | .0 | .0 | .0 | .0 | .0 | .0 | .0 | .0 |
| **100m/s** | | | | | | | | | | | | | | | | | |
| 合計 (%) | 4.3 | 3.9 | 1.8 | 1.8 | 4.1 | 7.7 | 7.2 | 8.8 | 13.6 | 11.1 | 8.9 | 7.1 | 5.3 | 4.7 | 5.1 | 4.0 | 99.6 |

[註**1**]: 風速介於 **3.0m/s~ 4.0m/s** 佔 **19.5%** 。主風向 **S** 佔 **13.6%** 。

[註**2**]: 風速平均值 **= 4.7m/s** , 風速最大值 **= 28.1m/s** , 其風向爲 **SSE**。

[註**3**]: 風速小於**5m/s** 佔 **64.0%**; 介於**5~10m/s** 佔 **31.4%** ; 風速大於**10m/s** 佔 **4.6%**。

[註**4**]: 風向介於 **N~E** 佔 **11.4%**;**E~S** 佔 **32.5%** ;**S~W** 佔 **37.3%** ;**W~N** 佔 **18.4%**; 靜風佔 **.4%** 。

[註**5**]: 資料每小時記錄一次 , 合計 **5063**筆 ( **87.9%**) , 檔名 : **W446AP10.1HY** 。

# 表6.4.25　歷年 7月 安平港測站1風速及風向聯合分佈百分比 (%) 統計表

**2000年 7月 1日 0時 ~ 2007年 7月31日23時**

| 風向<br>風速 | N | NNE | NE | ENE | E | ESE | SE | SSE | S | SSW | SW | WSW | W | WNW | NW | NNW | 合計<br>(%) |
|---|---|---|---|---|---|---|---|---|---|---|---|---|---|---|---|---|---|
| **.3m/s** | .1 | .1 | .2 | .3 | .3 | .3 | .1 | .2 | .1 | .1 | .2 | .2 | .2 | .1 | .2 | .1 | 3.0 |
| **1m/s** | .2 | .4 | .3 | .5 | 1.0 | .7 | .4 | .3 | .4 | .5 | .7 | .7 | .6 | .6 | .6 | .4 | 8.6 |
| **2m/s** | .5 | .7 | .6 | .8 | 2.0 | 1.9 | .7 | .6 | .9 | .7 | 1.3 | 1.1 | 1.0 | .7 | .8 | .6 | 14.9 |
| **3m/s** | .5 | 1.0 | .6 | .6 | 1.9 | 2.0 | .7 | .8 | 1.1 | 1.6 | 1.4 | 1.3 | 1.3 | 1.2 | .8 | .8 | 17.6 |
| **4m/s** | .6 | .8 | .2 | .2 | .3 | .9 | .8 | .5 | 1.4 | 1.3 | 1.4 | 1.3 | 1.5 | 1.2 | .6 | .7 | 13.9 |
| **5m/s** | .5 | .4 | .0 | .0 | .1 | .3 | .6 | .7 | 1.2 | 1.3 | 1.5 | .7 | .8 | 1.1 | .9 | .9 | 11.2 |
| **6m/s** | .5 | .2 | .0 | .0 | .0 | .3 | .2 | .8 | 1.0 | 1.3 | .8 | .4 | .3 | .4 | .9 | 1.1 | 8.2 |
| **7m/s** | .2 | .0 | .0 | .0 | .0 | .0 | .2 | .6 | 1.2 | 1.3 | .7 | .0 | .1 | .1 | .6 | .6 | 5.7 |
| **8m/s** | .2 | .1 | .0 | .0 | .0 | .1 | .3 | 1.0 | 2.2 | 1.0 | .7 | .3 | .1 | .1 | .5 | .4 | 7.2 |
| **10m/s** | .1 | .0 | .0 | .0 | .0 | .0 | .2 | .8 | .9 | .4 | .4 | .2 | .2 | .2 | .2 | .2 | 4.0 |
| **12m/s** | .2 | .0 | .0 | .0 | .0 | .0 | .1 | .6 | .4 | .2 | .2 | .2 | .1 | .1 | .1 | .2 | 2.3 |
| **14m/s** | .3 | .0 | .0 | .0 | .0 | .0 | .1 | .2 | .1 | .1 | .2 | .1 | .0 | .1 | .0 | .0 | 1.2 |
| **16m/s** | .3 | .0 | .0 | .0 | .0 | .0 | .0 | .0 | .0 | .1 | .1 | .0 | .0 | .0 | .0 | .1 | .7 |
| **18m/s** | .0 | .0 | .0 | .0 | .0 | .0 | .0 | .0 | .0 | .1 | .1 | .0 | .0 | .0 | .1 | .1 | .5 |
| **20m/s** | .0 | .0 | .0 | .0 | .0 | .0 | .0 | .0 | .0 | .0 | .1 | .0 | .1 | .1 | .1 | .1 | .6 |
| **25m/s** | .0 | .0 | .0 | .0 | .0 | .0 | .0 | .0 | .0 | .0 | .0 | .0 | .0 | .0 | .0 | .0 | .1 |
| **30m/s** | .0 | .0 | .0 | .0 | .0 | .0 | .0 | .0 | .0 | .0 | .0 | .0 | .0 | .0 | .0 | .0 | .0 |
| **35m/s** | .0 | .0 | .0 | .0 | .0 | .0 | .0 | .0 | .0 | .0 | .0 | .0 | .0 | .0 | .0 | .0 | .0 |
| **40m/s** | .0 | .0 | .0 | .0 | .0 | .0 | .0 | .0 | .0 | .0 | .0 | .0 | .0 | .0 | .0 | .0 | .0 |
| **100m/s** | | | | | | | | | | | | | | | | | |
| 合計 (%) | 4.2 | 3.9 | 2.0 | 2.6 | 5.8 | 6.6 | 4.4 | 7.3 | 11.1 | 10.1 | 9.8 | 6.5 | 6.5 | 6.0 | 6.7 | 6.2 | 99.6 |

[註**1**]: 風速介於 **3.0m/s~ 4.0m/s** 佔 **17.6%** 。主風向 **S** 佔 **11.1%** 。

[註**2**]: 風速平均值 **= 5.2m/s** , 風速最大值 **= 25.6m/s** , 其風向爲 **NW** 。

[註**3**]: 風速小於**5m/s** 佔 **58.4%**; 介於**5~10m/s** 佔 **32.3%** ; 風速大於**10m/s** 佔 **9.3%**。

[註**4**]: 風向介於 **N~E** 佔 **12.9%**;**E~S** 佔 **26.5%** ;**S~W** 佔 **35.9%** ;**W~N** 佔 **24.4%**; 靜風佔 **.4%** 。

[註**5**]: 資料每小時記錄一次 , 合計 **4990**筆 ( **83.8%**) , 檔名 : **W447AP10.1HY** 。

# 表6.4.26　歷年 8月 安平港測站1風速及風向聯合分佈百分比 (%) 統計表

**2000年 8月 1日19時 ~ 2007年 8月31日23時**

| 風向<br>風速 | N | NNE | NE | ENE | E | ESE | SE | SSE | S | SSW | SW | WSW | W | WNW | NW | NNW | 合計<br>(%) |
|---|---|---|---|---|---|---|---|---|---|---|---|---|---|---|---|---|---|
| **.3m/s** | .1 | .3 | .1 | .2 | .4 | .2 | .1 | .1 | .2 | .2 | .2 | .3 | .3 | .2 | .2 | .1 | 3.3 |
| **1m/s** | .4 | .4 | .5 | .6 | .9 | 1.0 | .5 | .5 | .5 | .5 | .5 | .5 | 1.1 | .8 | .7 | .4 | 9.9 |
| **2m/s** | .5 | .8 | .9 | .9 | 2.7 | 2.4 | .8 | .7 | .6 | 1.0 | 1.1 | 1.2 | 1.1 | 1.3 | 1.1 | .9 | 18.0 |
| **3m/s** | .6 | .9 | .8 | .6 | 1.3 | 2.1 | .9 | .6 | .7 | .6 | 1.0 | 1.0 | 1.3 | 1.9 | 1.4 | .9 | 16.7 |
| **4m/s** | .6 | .8 | .4 | .2 | .6 | .9 | 1.1 | .7 | .5 | .8 | .7 | .6 | 1.3 | 1.6 | 1.8 | 1.0 | 13.4 |
| **5m/s** | .6 | .4 | .3 | .1 | .3 | .6 | .8 | .6 | 1.0 | .8 | .6 | .4 | .7 | .9 | 1.6 | 1.0 | 10.7 |
| **6m/s** | .4 | .2 | .1 | .0 | .1 | .5 | .6 | .5 | .9 | .9 | .2 | .1 | .2 | .6 | 1.1 | .7 | 7.2 |
| **7m/s** | .3 | .1 | .0 | .0 | .0 | .1 | .7 | .7 | .9 | .6 | .2 | .1 | .1 | .2 | .6 | .7 | 5.3 |
| **8m/s** | .4 | .1 | .0 | .0 | .0 | .1 | .5 | 1.1 | 1.0 | .5 | .2 | .1 | .2 | .2 | .3 | .9 | 5.6 |
| **10m/s** | .2 | .0 | .0 | .0 | .0 | .1 | .3 | .9 | 1.0 | .3 | .3 | .2 | .2 | .1 | .2 | .6 | 4.3 |
| **12m/s** | .1 | .0 | .0 | .0 | .0 | .0 | .1 | .7 | .9 | .4 | .1 | .1 | .1 | .0 | .1 | .3 | 2.9 |
| **14m/s** | .0 | .0 | .0 | .0 | .0 | .0 | .0 | .2 | .4 | .2 | .0 | .0 | .1 | .0 | .0 | .2 | 1.2 |
| **16m/s** | .0 | .0 | .0 | .0 | .0 | .0 | .0 | .1 | .4 | .1 | .1 | .0 | .0 | .0 | .0 | .1 | .7 |
| **18m/s** | .0 | .0 | .0 | .0 | .0 | .0 | .0 | .1 | .0 | .0 | .0 | .0 | .0 | .0 | .0 | .1 | .3 |
| **20m/s** | .0 | .0 | .0 | .0 | .0 | .0 | .0 | .1 | .0 | .0 | .0 | .0 | .0 | .0 | .0 | .1 | .3 |
| **25m/s** | .0 | .0 | .0 | .0 | .0 | .0 | .0 | .0 | .0 | .0 | .0 | .0 | .0 | .0 | .0 | .0 | .0 |
| **30m/s** | .0 | .0 | .0 | .0 | .0 | .0 | .0 | .0 | .0 | .0 | .0 | .0 | .0 | .0 | .0 | .0 | .0 |
| **35m/s** | .0 | .0 | .0 | .0 | .0 | .0 | .0 | .0 | .0 | .0 | .0 | .0 | .0 | .0 | .0 | .0 | .0 |
| **40m/s** | .0 | .0 | .0 | .0 | .0 | .0 | .0 | .0 | .0 | .0 | .0 | .0 | .0 | .0 | .0 | .0 | .0 |
| **100m/s** | | | | | | | | | | | | | | | | | |
| 合計 (%) | 4.1 | 4.0 | 3.1 | 2.6 | 6.4 | 8.1 | 6.4 | 7.5 | 9.1 | 6.9 | 5.3 | 4.8 | 6.6 | 7.8 | 9.2 | 8.0 | 99.6 |

[註1]: 風速介於 **2.0m/s~ 3.0m/s** 佔 **18.0%** 。主風向 **NW** 佔 **9.2%** 。

[註2]: 風速平均值 **= 5.0m/s** , 風速最大值 **= 24.4m/s** , 其風向爲 **WSW**。

[註3]: 風速小於**5m/s** 佔 **61.7%**; 介於**5~10m/s** 佔 **28.8%** ; 風速大於**10m/s** 佔 **9.6%**。

[註4]: 風向介於 **N~E** 佔 **14.3%**;**E~S** 佔 **30.0%** ;**S~W** 佔 **24.9%** ;**W~N** 佔 **30.4%**; 靜風佔 **.4%** 。

[註5]: 資料每小時記錄一次 , 合計 **5401**筆 ( **90.7%**) , 檔名 : **W448AP10.1HY** 。

# 表6.4.27　歷年 9月 安平港測站1風速及風向聯合分佈百分比 (%) 統計表

**2000年 9月 1日 0時 ~ 2007年 9月30日23時**

| 風向<br>風速 | N | NNE | NE | ENE | E | ESE | SE | SSE | S | SSW | SW | WSW | W | WNW | NW | NNW | 合計<br>(%) |
|---|---|---|---|---|---|---|---|---|---|---|---|---|---|---|---|---|---|
| **.3m/s** | .6 | .3 | .3 | .4 | .4 | .5 | .3 | .2 | .1 | .5 | .2 | .2 | .4 | .3 | .3 | .3 | 5.1 |
| **1m/s** | .6 | 1.1 | .8 | .8 | .9 | 1.2 | .6 | .4 | .5 | .7 | .8 | .9 | .6 | .7 | .8 | .7 | 12.0 |
| **2m/s** | 1.2 | 1.6 | 1.0 | .7 | 1.9 | 1.6 | .6 | .6 | .4 | .6 | .7 | .9 | .8 | 1.0 | 1.2 | 1.3 | 16.2 |
| **3m/s** | 1.6 | 2.5 | .6 | .6 | 1.2 | 1.7 | 1.0 | .7 | .5 | .5 | .8 | .7 | .9 | 1.5 | 1.0 | 1.2 | 17.0 |
| **4m/s** | 1.3 | 2.0 | .4 | .2 | .4 | .8 | .6 | .5 | .6 | .4 | .6 | .5 | .6 | 1.2 | 1.6 | 1.1 | 12.9 |
| **5m/s** | 1.3 | 1.9 | .1 | .0 | .2 | .5 | .5 | .3 | .4 | .3 | .4 | .3 | .2 | .7 | 1.5 | 1.5 | 10.0 |
| **6m/s** | 1.3 | 1.4 | .1 | .0 | .1 | .2 | .3 | .3 | .4 | .2 | .2 | .1 | .2 | .2 | 1.1 | 1.2 | 7.1 |
| **7m/s** | 1.0 | .9 | .0 | .0 | .0 | .1 | .2 | .4 | .3 | .2 | .1 | .1 | .1 | .1 | .4 | .8 | 4.7 |
| **8m/s** | 1.9 | 1.0 | .1 | .0 | .1 | .1 | .1 | .5 | .6 | .2 | .0 | .1 | .1 | .0 | .2 | 1.3 | 6.3 |
| **10m/s** | 1.4 | .5 | .0 | .0 | .0 | .0 | .1 | .2 | .6 | .0 | .0 | .0 | .1 | .1 | .1 | .5 | 3.6 |
| **12m/s** | 1.0 | .2 | .0 | .0 | .0 | .0 | .1 | .3 | .2 | .0 | .0 | .1 | .1 | .0 | .2 | .4 | 2.6 |
| **14m/s** | .4 | .2 | .0 | .0 | .0 | .0 | .1 | .2 | .1 | .1 | .0 | .0 | .1 | .0 | .2 | .2 | 1.4 |
| **16m/s** | .1 | .0 | .0 | .0 | .0 | .0 | .0 | .1 | .0 | .1 | .0 | .0 | .0 | .1 | .0 | .1 | .4 |
| **18m/s** | .0 | .0 | .0 | .0 | .0 | .0 | .0 | .1 | .0 | .0 | .0 | .0 | .0 | .0 | .0 | .0 | .1 |
| **20m/s** | .0 | .0 | .0 | .0 | .0 | .0 | .0 | .1 | .0 | .0 | .0 | .0 | .1 | .0 | .0 | .0 | .2 |
| **25m/s** | .0 | .0 | .0 | .0 | .0 | .0 | .0 | .0 | .0 | .0 | .0 | .0 | .0 | .0 | .0 | .0 | .0 |
| **30m/s** | .0 | .0 | .0 | .0 | .0 | .0 | .0 | .0 | .0 | .0 | .0 | .0 | .0 | .0 | .0 | .0 | .0 |
| **35m/s** | .0 | .0 | .0 | .0 | .0 | .0 | .0 | .0 | .0 | .0 | .0 | .0 | .0 | .0 | .0 | .0 | .0 |
| **40m/s** | .0 | .0 | .0 | .0 | .0 | .0 | .0 | .0 | .0 | .0 | .0 | .0 | .0 | .0 | .0 | .0 | .0 |
| **100m/s** | | | | | | | | | | | | | | | | | |
| 合計 (%) | 13.6 | 13.5 | 3.4 | 2.7 | 5.1 | 6.6 | 4.6 | 4.7 | 4.7 | 3.9 | 3.8 | 3.8 | 4.2 | 6.0 | 8.5 | 10.5 | 99.7 |

[註**1**]: 風速介於 **3.0m/s~ 4.0m/s** 佔 **17.0%** 。主風向 **N** 佔 **13.6%** 。

[註**2**]: 風速平均值 **= 4.8m/s** , 風速最大值 **= 24.2m/s** , 其風向爲 **SSE**。

[註**3**]: 風速小於**5m/s** 佔 **63.5%**; 介於**5~10m/s** 佔 **28.1%** ; 風速大於**10m/s** 佔 **8.4%**。

[註**4**]: 風向介於 **N~E** 佔 **28.9%**;**E~S** 佔 **21.5%** ;**S~W** 佔 **15.3%** ;**W~N** 佔 **33.9%**; 靜風佔 **.3%** 。

[註**5**]: 資料每小時記錄一次 , 合計 **5291**筆 ( **91.9%**) , 檔名 : **W449AP10.1HY** 。

# 表6.4.28　歷年 10月 安平港測站1風速及風向聯合分佈百分比 (%) 統計表

**1999年10月 1日 0時 ~ 2007年10月31日23時**

| 風向<br>風速 | N | NNE | NE | ENE | E | ESE | SE | SSE | S | SSW | SW | WSW | W | WNW | NW | NNW | 合計<br>(%) |
|---|---|---|---|---|---|---|---|---|---|---|---|---|---|---|---|---|---|
| **.3m/s** | .2 | .3 | .4 | .2 | .2 | .1 | .2 | .1 | .2 | .1 | .1 | .1 | .0 | .1 | .2 | .2 | 2.7 |
| **1m/s** | 1.2 | 1.3 | 1.0 | .7 | 1.0 | .8 | .3 | .1 | .2 | .3 | .3 | .4 | .4 | .5 | .8 | .7 | 10.1 |
| **2m/s** | 1.8 | 2.7 | 1.4 | .7 | 1.2 | 1.3 | .3 | .2 | .2 | .2 | .5 | .5 | .7 | .7 | 1.1 | 1.1 | 14.6 |
| **3m/s** | 2.8 | 3.9 | 1.0 | .2 | 1.0 | .7 | .3 | .2 | .2 | .2 | .3 | .5 | .5 | .8 | 1.6 | 1.3 | 15.5 |
| **4m/s** | 2.6 | 4.6 | .9 | .1 | .2 | .3 | .1 | .1 | .1 | .1 | .1 | .3 | .4 | .7 | 1.7 | 1.5 | 13.8 |
| **5m/s** | 2.9 | 4.8 | .6 | .0 | .1 | .0 | .1 | .0 | .0 | .0 | .1 | .1 | .1 | .2 | 1.8 | 1.8 | 12.8 |
| **6m/s** | 3.1 | 3.8 | .3 | .0 | .0 | .0 | .0 | .0 | .0 | .1 | .0 | .1 | .0 | .0 | .7 | 2.5 | 10.6 |
| **7m/s** | 2.5 | 2.6 | .0 | .0 | .0 | .0 | .0 | .0 | .0 | .0 | .0 | .0 | .0 | .0 | .2 | 1.2 | 6.7 |
| **8m/s** | 3.3 | 2.0 | .0 | .0 | .0 | .1 | .0 | .0 | .0 | .1 | .1 | .0 | .0 | .1 | .1 | 1.9 | 7.7 |
| **10m/s** | .9 | .7 | .0 | .0 | .0 | .0 | .1 | .0 | .1 | .0 | .0 | .0 | .0 | .0 | .0 | .4 | 2.3 |
| **12m/s** | .5 | .2 | .0 | .0 | .0 | .0 | .0 | .0 | .1 | .0 | .0 | .0 | .0 | .0 | .0 | .1 | 1.0 |
| **14m/s** | .3 | .2 | .0 | .0 | .0 | .0 | .0 | .1 | .1 | .0 | .0 | .0 | .0 | .0 | .0 | .0 | .8 |
| **16m/s** | .2 | .1 | .0 | .0 | .0 | .0 | .0 | .1 | .1 | .0 | .0 | .0 | .0 | .0 | .0 | .0 | .5 |
| **18m/s** | .0 | .0 | .0 | .0 | .0 | .0 | .0 | .0 | .0 | .0 | .0 | .1 | .0 | .0 | .0 | .1 | .3 |
| **20m/s** | .0 | .0 | .0 | .0 | .0 | .0 | .0 | .0 | .0 | .0 | .0 | .0 | .1 | .1 | .1 | .0 | .4 |
| **25m/s** | .0 | .0 | .0 | .0 | .0 | .0 | .0 | .0 | .0 | .0 | .0 | .0 | .0 | .0 | .0 | .0 | .0 |
| **30m/s** | .0 | .0 | .0 | .0 | .0 | .0 | .0 | .0 | .0 | .0 | .0 | .0 | .0 | .0 | .0 | .0 | .0 |
| **35m/s** | .0 | .0 | .0 | .0 | .0 | .0 | .0 | .0 | .0 | .0 | .0 | .0 | .0 | .0 | .0 | .0 | .0 |
| **40m/s** | .0 | .0 | .0 | .0 | .0 | .0 | .0 | .0 | .0 | .0 | .0 | .0 | .0 | .0 | .0 | .0 | .0 |
| **100m/s** | | | | | | | | | | | | | | | | | |
| 合計 (%) | 22.3 | 27.2 | 5.6 | 2.0 | 3.8 | 3.3 | 1.5 | .9 | 1.5 | 1.0 | 1.6 | 2.1 | 2.4 | 3.3 | 8.3 | 12.9 | 99.8 |

[註**1**]: 風速介於 **3.0m/s~ 4.0m/s** 佔 **15.5%** 。主風向 **NNE** 佔 **27.2%** 。

[註**2**]: 風速平均值 **= 5.0m/s** , 風速最大值 **= 22.8m/s** , 其風向爲 **NW** 。

[註**3**]: 風速小於**5m/s** 佔 **56.9%**; 介於**5~10m/s** 佔 **37.8%** ; 風速大於**10m/s** 佔 **5.3%**。

[註**4**]: 風向介於 **N~E** 佔 **50.7%**;**E~S** 佔 **8.8%** ;**S~W** 佔 **6.4%** ;**W~N** 佔 **33.9%**; 靜風佔 **.2%** 。

[註**5**]: 資料每小時記錄一次 , 合計 **5206**筆 ( **77.7%**) , 檔名 : **W44AAP10.1HY** 。

# 表6.4.29　歷年 11月 安平港測站1風速及風向聯合分佈百分比 (%) 統計表

**1999年11月 1日17時 ~ 2007年11月30日23時**

| 風向<br>風速 | N | NNE | NE | ENE | E | ESE | SE | SSE | S | SSW | SW | WSW | W | WNW | NW | NNW | 合計<br>(%) |
|---|---|---|---|---|---|---|---|---|---|---|---|---|---|---|---|---|---|
| **.3m/s** | .1 | .2 | .2 | .1 | .1 | .1 | .1 | .0 | .0 | .0 | .0 | .0 | .1 | .1 | .0 | .1 | 1.3 |
| **1m/s** | .5 | 1.1 | .6 | .6 | .5 | .2 | .1 | .1 | .0 | .1 | .0 | .0 | .1 | .3 | .2 | .4 | 5.0 |
| **2m/s** | 1.6 | 2.4 | 1.2 | .6 | .7 | .3 | .1 | .0 | .0 | .0 | .1 | .3 | .3 | .5 | .4 | .6 | 9.0 |
| **3m/s** | 2.6 | 4.0 | 1.0 | .2 | .4 | .2 | .0 | .0 | .0 | .0 | .1 | .3 | .4 | .5 | .9 | 1.0 | 11.5 |
| **4m/s** | 3.2 | 5.4 | .9 | .0 | .0 | .0 | .0 | .0 | .0 | .0 | .0 | .0 | .1 | .3 | 1.4 | 1.6 | 13.0 |
| **5m/s** | 4.3 | 6.6 | .7 | .0 | .0 | .0 | .0 | .0 | .0 | .0 | .0 | .0 | .0 | .1 | 1.2 | 2.2 | 15.2 |
| **6m/s** | 4.7 | 5.8 | .2 | .0 | .0 | .0 | .0 | .0 | .0 | .0 | .0 | .0 | .0 | .1 | .6 | 2.2 | 13.6 |
| **7m/s** | 3.3 | 4.8 | .2 | .0 | .0 | .0 | .0 | .0 | .0 | .0 | .0 | .0 | .0 | .0 | .1 | 1.4 | 9.9 |
| **8m/s** | 5.9 | 5.0 | .1 | .0 | .0 | .0 | .0 | .0 | .0 | .0 | .0 | .0 | .0 | .0 | .0 | 2.1 | 13.2 |
| **10m/s** | 3.0 | 2.3 | .0 | .0 | .0 | .0 | .0 | .0 | .0 | .0 | .0 | .0 | .0 | .0 | .0 | .6 | 5.9 |
| **12m/s** | .5 | .7 | .0 | .0 | .0 | .0 | .0 | .0 | .0 | .0 | .0 | .0 | .0 | .0 | .0 | .0 | 1.3 |
| **14m/s** | .2 | .2 | .0 | .0 | .0 | .0 | .0 | .0 | .0 | .0 | .0 | .0 | .0 | .0 | .0 | .0 | .4 |
| **16m/s** | .1 | .1 | .0 | .0 | .0 | .0 | .0 | .0 | .0 | .0 | .0 | .0 | .0 | .0 | .0 | .0 | .2 |
| **18m/s** | .1 | .1 | .0 | .0 | .0 | .0 | .0 | .0 | .0 | .0 | .0 | .0 | .0 | .0 | .0 | .0 | .2 |
| **20m/s** | .1 | .0 | .0 | .0 | .0 | .0 | .0 | .0 | .0 | .0 | .0 | .0 | .0 | .0 | .0 | .0 | .1 |
| **25m/s** | .0 | .0 | .0 | .0 | .0 | .0 | .0 | .0 | .0 | .0 | .0 | .0 | .0 | .0 | .0 | .0 | .0 |
| **30m/s** | .0 | .0 | .0 | .0 | .0 | .0 | .0 | .0 | .0 | .0 | .0 | .0 | .0 | .0 | .0 | .0 | .0 |
| **35m/s** | .0 | .0 | .0 | .0 | .0 | .0 | .0 | .0 | .0 | .0 | .0 | .0 | .0 | .0 | .0 | .0 | .0 |
| **40m/s** | .0 | .0 | .0 | .0 | .0 | .0 | .0 | .0 | .0 | .0 | .0 | .0 | .0 | .0 | .0 | .0 | .0 |
| **100m/s** | | | | | | | | | | | | | | | | | |
| 合計 (%) | 30.3 | 38.6 | 5.0 | 1.6 | 1.6 | .8 | .3 | .2 | .1 | .3 | .3 | .7 | 1.0 | 1.8 | 4.9 | 12.3 | 99.8 |

[註1]: 風速介於 **5.0m/s~ 6.0m/s** 佔 **15.2%** 。主風向 **NNE** 佔 **38.6%** 。

[註2]: 風速平均值 = **5.9m/s** , 風速最大值 = **25.1m/s** , 其風向爲 **NNE**。

[註3]: 風速小於**5m/s** 佔 **40.0%**; 介於**5~10m/s** 佔 **51.9%** ; 風速大於**10m/s** 佔 **8.2%**。

[註4]: 風向介於 **N~E** 佔 **67.4%**;**E~S** 佔 **2.2%** ;**S~W** 佔 **1.6%** ;**W~N** 佔 **28.4%**; 靜風佔 **.2%** 。

[註5]: 資料每小時記錄一次 , 合計 **4645**筆 ( **71.7%**) , 檔名 : **W44BAP10.1HY** 。

# 表6.4.30　歷年 冬季 安平港測站1風速及風向聯合分佈百分比 (%) 統計表

**1999年12月 1日 0時 ~ 2007年 2月10日18時**

| 風向<br>風速 | N | NNE | NE | ENE | E | ESE | SE | SSE | S | SSW | SW | WSW | W | WNW | NW | NNW | 合計<br>(%) |
|---|---|---|---|---|---|---|---|---|---|---|---|---|---|---|---|---|---|
| **.3m/s** | .0 | .0 | .1 | .1 | .1 | .0 | .0 | .1 | .0 | .0 | .0 | .0 | .0 | .1 | .0 | .1 | .7 |
| **1m/s** | .2 | .3 | .4 | .3 | .3 | .1 | .1 | .0 | .0 | .0 | .1 | .1 | .0 | .1 | .1 | .2 | 2.3 |
| **2m/s** | .7 | 1.3 | 1.0 | .5 | .5 | .2 | .1 | .0 | .0 | .1 | .1 | .1 | .1 | .2 | .3 | .3 | 5.5 |
| **3m/s** | 1.4 | 2.6 | 1.5 | .2 | .2 | .2 | .1 | .0 | .0 | .1 | .1 | .1 | .1 | .1 | .3 | .6 | 7.7 |
| **4m/s** | 2.2 | 4.5 | 1.2 | .1 | .1 | .1 | .1 | .0 | .1 | .1 | .0 | .0 | .0 | .1 | .4 | .9 | 9.7 |
| **5m/s** | 3.3 | 6.3 | .9 | .1 | .0 | .0 | .0 | .0 | .1 | .1 | .0 | .0 | .0 | .1 | .2 | 1.0 | 12.3 |
| **6m/s** | 4.1 | 7.0 | .6 | .0 | .0 | .0 | .0 | .0 | .1 | .1 | .0 | .0 | .0 | .0 | .2 | 1.3 | 13.5 |
| **7m/s** | 5.0 | 7.1 | .4 | .0 | .0 | .0 | .0 | .0 | .1 | .0 | .0 | .0 | .0 | .0 | .1 | 1.2 | 13.9 |
| **8m/s** | 7.8 | 9.9 | .3 | .0 | .1 | .0 | .0 | .0 | .1 | .1 | .0 | .0 | .0 | .0 | .1 | 1.0 | 19.4 |
| **10m/s** | 3.7 | 5.2 | .1 | .0 | .0 | .0 | .0 | .0 | .0 | .0 | .0 | .0 | .0 | .0 | .0 | .3 | 9.5 |
| **12m/s** | 1.5 | 1.9 | .0 | .0 | .0 | .0 | .0 | .0 | .0 | .0 | .0 | .0 | .0 | .0 | .0 | .1 | 3.5 |
| **14m/s** | .5 | .8 | .0 | .0 | .0 | .0 | .0 | .0 | .0 | .0 | .0 | .0 | .0 | .0 | .0 | .0 | 1.4 |
| **16m/s** | .2 | .3 | .0 | .0 | .0 | .0 | .0 | .0 | .0 | .0 | .0 | .0 | .0 | .0 | .0 | .0 | .5 |
| **18m/s** | .0 | .0 | .0 | .0 | .0 | .0 | .0 | .0 | .0 | .0 | .0 | .0 | .0 | .0 | .0 | .0 | .0 |
| **20m/s** | .0 | .0 | .0 | .0 | .0 | .0 | .0 | .0 | .0 | .0 | .0 | .0 | .0 | .0 | .0 | .0 | .0 |
| **25m/s** | .0 | .0 | .0 | .0 | .0 | .0 | .0 | .0 | .0 | .0 | .0 | .0 | .0 | .0 | .0 | .0 | .0 |
| **30m/s** | .0 | .0 | .0 | .0 | .0 | .0 | .0 | .0 | .0 | .0 | .0 | .0 | .0 | .0 | .0 | .0 | .0 |
| **35m/s** | .0 | .0 | .0 | .0 | .0 | .0 | .0 | .0 | .0 | .0 | .0 | .0 | .0 | .0 | .0 | .0 | .0 |
| **40m/s** | .0 | .0 | .0 | .0 | .0 | .0 | .0 | .0 | .0 | .0 | .0 | .0 | .0 | .0 | .0 | .0 | .0 |
| **100m/s** | | | | | | | | | | | | | | | | | |
| 合計 (%) | 30.5 | 47.2 | 6.4 | 1.4 | 1.2 | .6 | .5 | .4 | .5 | .5 | .3 | .4 | .4 | .7 | 1.8 | 7.0 | 100.0 |

[註**1**]: 風速介於 **8.0m/s~ 10.0m/s** 佔 **19.4%** 。主風向 **NNE** 佔 **47.2%** 。

[註**2**]: 風速平均值 **= 7.0m/s** , 風速最大值 **= 21.4m/s** , 其風向爲 **N** 。

[註**3**]: 風速小於**5m/s** 佔 **26.0%**; 介於**5~10m/s** 佔 **59.1%** ; 風速大於**10m/s** 佔 **14.9%**。

[註**4**]: 風向介於 **N~E** 佔 **76.1%**;**E~S** 佔 **2.5%** ;**S~W** 佔 **1.6%** ;**W~N** 佔 **19.7%**; 靜風佔 **.0%** 。

[註**5**]: 資料每小時記錄一次 , 合計 **14987**筆 ( **86.5%**) , 檔名 : **W44WAP10.1HY** 。

# 表6.4.31　歷年 春季 安平港測站1風速及風向聯合分佈百分比 (%) 統計表

**2000年 3月 1日 0時 ~ 2007年 5月31日16時**

| 風向<br>風速 | N | NNE | NE | ENE | E | ESE | SE | SSE | S | SSW | SW | WSW | W | WNW | NW | NNW | 合計<br>(%) |
|---|---|---|---|---|---|---|---|---|---|---|---|---|---|---|---|---|---|
| **.3m/s** | .2 | .2 | .2 | .2 | .3 | .1 | .2 | .1 | .1 | .1 | .2 | .2 | .2 | .2 | .2 | .2 | 3.0 |
| **1m/s** | .9 | 1.0 | .6 | .5 | .6 | .6 | .5 | .3 | .3 | .5 | .4 | .5 | .5 | .6 | .7 | .6 | 9.2 |
| **2m/s** | 1.5 | 1.7 | 1.3 | .6 | .8 | 1.0 | .5 | .3 | .5 | .6 | .6 | .6 | .7 | .8 | .9 | 1.0 | 13.5 |
| **3m/s** | 1.9 | 3.0 | 1.3 | .4 | .5 | .7 | .4 | .4 | .7 | .7 | .7 | .8 | .6 | 1.0 | 1.0 | 1.2 | 15.1 |
| **4m/s** | 2.2 | 3.5 | .8 | .1 | .2 | .3 | .3 | .6 | .6 | .6 | .5 | .6 | .6 | 1.0 | 1.3 | 1.2 | 14.2 |
| **5m/s** | 2.4 | 3.8 | .6 | .0 | .0 | .2 | .2 | .3 | .6 | .5 | .5 | .2 | .3 | .5 | 1.3 | 1.7 | 13.2 |
| **6m/s** | 2.5 | 3.1 | .3 | .0 | .0 | .1 | .1 | .2 | .5 | .5 | .2 | .0 | .1 | .1 | .9 | 1.7 | 10.4 |
| **7m/s** | 2.3 | 2.7 | .1 | .0 | .0 | .0 | .1 | .1 | .5 | .3 | .1 | .1 | .1 | .1 | .4 | 1.2 | 8.1 |
| **8m/s** | 3.0 | 2.8 | .1 | .0 | .0 | .0 | .0 | .1 | .4 | .4 | .1 | .0 | .1 | .0 | .2 | 1.3 | 8.5 |
| **10m/s** | 1.2 | 1.1 | .0 | .0 | .0 | .0 | .0 | .1 | .2 | .1 | .0 | .0 | .0 | .0 | .0 | .2 | 2.9 |
| **12m/s** | .4 | .4 | .0 | .0 | .0 | .0 | .0 | .0 | .1 | .0 | .0 | .0 | .0 | .0 | .0 | .0 | .9 |
| **14m/s** | .2 | .2 | .0 | .0 | .0 | .0 | .0 | .0 | .0 | .0 | .0 | .0 | .0 | .0 | .0 | .0 | .4 |
| **16m/s** | .1 | .0 | .0 | .0 | .0 | .0 | .0 | .0 | .0 | .0 | .0 | .0 | .0 | .0 | .0 | .0 | .1 |
| **18m/s** | .0 | .0 | .0 | .0 | .0 | .0 | .0 | .0 | .0 | .0 | .0 | .0 | .0 | .0 | .0 | .0 | .1 |
| **20m/s** | .0 | .0 | .0 | .0 | .0 | .0 | .0 | .0 | .0 | .0 | .0 | .0 | .0 | .0 | .0 | .0 | .0 |
| **25m/s** | .0 | .0 | .0 | .0 | .0 | .0 | .0 | .0 | .0 | .0 | .0 | .0 | .0 | .0 | .0 | .0 | .0 |
| **30m/s** | .0 | .0 | .0 | .0 | .0 | .0 | .0 | .0 | .0 | .0 | .0 | .0 | .0 | .0 | .0 | .0 | .0 |
| **35m/s** | .0 | .0 | .0 | .0 | .0 | .0 | .0 | .0 | .0 | .0 | .0 | .0 | .0 | .0 | .0 | .0 | .0 |
| **40m/s** | .0 | .0 | .0 | .0 | .0 | .0 | .0 | .0 | .0 | .0 | .0 | .0 | .0 | .0 | .0 | .0 | .0 |
| **100m/s** | | | | | | | | | | | | | | | | | |
| 合計 (%) | 18.7 | 23.6 | 5.3 | 1.9 | 2.6 | 3.0 | 2.3 | 2.6 | 4.5 | 4.2 | 3.5 | 2.9 | 3.1 | 4.3 | 6.7 | 10.5 | 99.7 |

[註1]: 風速介於 **3.0m/s~ 4.0m/s** 佔 **15.1%** 。主風向 **NNE** 佔 **23.6%** 。

[註2]: 風速平均值 = **4.9m/s** , 風速最大值 = **23.7m/s** , 其風向爲 **S** 。

[註3]: 風速小於**5m/s** 佔 **55.3%**; 介於**5~10m/s** 佔 **40.3%** ; 風速大於**10m/s** 佔 **4.4%**。

[註4]: 風向介於 **N~E** 佔 **43.8%**;**E~S** 佔 **11.5%** ;**S~W** 佔 **14.4%** ;**W~N** 佔 **30.0%**; 靜風佔 **.3%** 。

[註5]: 資料每小時記錄一次 , 合計 **15670**筆 ( **88.7%**) , 檔名 : **W44NAP10.1HY** 。

# 表6.4.32　歷年 夏季 安平港測站1風速及風向聯合分佈百分比 (%) 統計表

**2000年 6月 1日 0時 ~ 2007年 8月31日23時**

| 風向<br>風速 | N | NNE | NE | ENE | E | ESE | SE | SSE | S | SSW | SW | WSW | W | WNW | NW | NNW | 合計<br>(%) |
|---|---|---|---|---|---|---|---|---|---|---|---|---|---|---|---|---|---|
| **.3m/s** | .1 | .2 | .1 | .2 | .3 | .2 | .1 | .1 | .1 | .2 | .2 | .2 | .2 | .2 | .2 | .2 | 3.0 |
| **1m/s** | .3 | .3 | .4 | .5 | .9 | .8 | .4 | .4 | .5 | .5 | .7 | .7 | .8 | .7 | .7 | .4 | 9.2 |
| **2m/s** | .5 | .8 | .6 | .8 | 2.1 | 2.2 | .8 | .7 | .8 | 1.1 | 1.2 | 1.2 | 1.0 | .9 | .9 | .7 | 16.2 |
| **3m/s** | .7 | 1.0 | .6 | .5 | 1.4 | 2.1 | 1.1 | .8 | 1.1 | 1.4 | 1.4 | 1.3 | 1.3 | 1.4 | 1.0 | .8 | 17.9 |
| **4m/s** | .6 | .8 | .3 | .2 | .4 | 1.0 | 1.1 | .9 | 1.2 | 1.2 | 1.3 | 1.2 | 1.2 | 1.3 | 1.1 | .7 | 14.6 |
| **5m/s** | .5 | .4 | .2 | .1 | .2 | .5 | .8 | .8 | 1.2 | 1.2 | 1.0 | .7 | .7 | .8 | 1.2 | .8 | 11.0 |
| **6m/s** | .4 | .2 | .0 | .0 | .1 | .4 | .5 | .8 | 1.2 | 1.1 | .6 | .3 | .2 | .4 | .9 | .8 | 7.9 |
| **7m/s** | .2 | .1 | .0 | .0 | .0 | .1 | .5 | .7 | 1.1 | .9 | .4 | .1 | .1 | .1 | .5 | .5 | 5.4 |
| **8m/s** | .3 | .1 | .0 | .0 | .0 | .1 | .3 | 1.1 | 1.9 | .8 | .4 | .2 | .1 | .1 | .3 | .6 | 6.5 |
| **10m/s** | .2 | .0 | .0 | .0 | .0 | .0 | .2 | .8 | 1.1 | .4 | .3 | .2 | .1 | .1 | .1 | .3 | 3.8 |
| **12m/s** | .1 | .0 | .0 | .0 | .0 | .0 | .1 | .5 | .6 | .2 | .1 | .1 | .1 | .0 | .1 | .2 | 2.1 |
| **14m/s** | .1 | .0 | .0 | .0 | .0 | .0 | .0 | .1 | .2 | .1 | .1 | .0 | .0 | .0 | .0 | .1 | .9 |
| **16m/s** | .1 | .0 | .0 | .0 | .0 | .0 | .0 | .0 | .1 | .1 | .1 | .0 | .0 | .0 | .0 | .0 | .5 |
| **18m/s** | .0 | .0 | .0 | .0 | .0 | .0 | .0 | .0 | .0 | .0 | .0 | .0 | .0 | .0 | .0 | .1 | .3 |
| **20m/s** | .0 | .0 | .0 | .0 | .0 | .0 | .0 | .0 | .0 | .0 | .0 | .0 | .0 | .0 | .1 | .0 | .3 |
| **25m/s** | .0 | .0 | .0 | .0 | .0 | .0 | .0 | .0 | .0 | .0 | .0 | .0 | .0 | .0 | .0 | .0 | .0 |
| **30m/s** | .0 | .0 | .0 | .0 | .0 | .0 | .0 | .0 | .0 | .0 | .0 | .0 | .0 | .0 | .0 | .0 | .0 |
| **35m/s** | .0 | .0 | .0 | .0 | .0 | .0 | .0 | .0 | .0 | .0 | .0 | .0 | .0 | .0 | .0 | .0 | .0 |
| **40m/s** | .0 | .0 | .0 | .0 | .0 | .0 | .0 | .0 | .0 | .0 | .0 | .0 | .0 | .0 | .0 | .0 | .0 |
| **100m/s** | | | | | | | | | | | | | | | | | |
| 合計 (%) | 4.2 | 3.9 | 2.3 | 2.3 | 5.4 | 7.5 | 6.0 | 7.9 | 11.2 | 9.3 | 7.9 | 6.1 | 6.1 | 6.2 | 7.0 | 6.1 | 99.6 |

[註1]: 風速介於 **3.0m/s~ 4.0m/s** 佔 **17.9%** 。主風向 **S** 佔 **11.2%** 。

[註2]: 風速平均值 **= 5.0m/s** , 風速最大值 **= 28.1m/s** , 其風向爲 **SSE**。

[註3]: 風速小於**5m/s** 佔 **61.4%**; 介於**5~10m/s** 佔 **30.8%** ; 風速大於**10m/s** 佔 **7.8%**。

[註4]: 風向介於 **N~E** 佔 **12.9%**;**E~S** 佔 **29.7%** ;**S~W** 佔 **32.5%** ;**W~N** 佔 **24.5%**; 靜風佔 **.4%** 。

[註5]: 資料每小時記錄一次 , 合計 **15454**筆 ( **87.5%**) , 檔名 : **W44SAP10.1HY** 。

# 表6.4.33　歷年 秋季 安平港測站1風速及風向聯合分佈百分比 (%) 統計表

**1999年10月 1日 0時 ~ 2007年11月30日23時**

| 風向<br>風速 | N | NNE | NE | ENE | E | ESE | SE | SSE | S | SSW | SW | WSW | W | WNW | NW | NNW | 合計<br>(%) |
|---|---|---|---|---|---|---|---|---|---|---|---|---|---|---|---|---|---|
| **.3m/s** | .3 | .2 | .3 | .2 | .3 | .2 | .2 | .1 | .1 | .2 | .1 | .1 | .2 | .2 | .2 | .2 | 3.1 |
| **1m/s** | .8 | 1.2 | .8 | .7 | .8 | .8 | .3 | .2 | .2 | .4 | .4 | .5 | .4 | .5 | .6 | .6 | 9.2 |
| **2m/s** | 1.5 | 2.2 | 1.2 | .7 | 1.3 | 1.1 | .4 | .3 | .2 | .3 | .4 | .6 | .6 | .8 | .9 | 1.0 | 13.5 |
| **3m/s** | 2.3 | 3.4 | .8 | .3 | .9 | .9 | .5 | .3 | .3 | .3 | .4 | .5 | .6 | .9 | 1.2 | 1.2 | 14.8 |
| **4m/s** | 2.3 | 3.9 | .7 | .1 | .2 | .4 | .3 | .2 | .3 | .2 | .2 | .3 | .4 | .8 | 1.6 | 1.4 | 13.2 |
| **5m/s** | 2.8 | 4.3 | .5 | .0 | .1 | .2 | .2 | .1 | .1 | .1 | .2 | .1 | .1 | .4 | 1.5 | 1.8 | 12.5 |
| **6m/s** | 2.9 | 3.6 | .2 | .0 | .0 | .1 | .1 | .1 | .1 | .1 | .1 | .0 | .1 | .1 | .8 | 1.9 | 10.3 |
| **7m/s** | 2.2 | 2.7 | .1 | .0 | .0 | .0 | .1 | .1 | .1 | .1 | .1 | .0 | .1 | .0 | .2 | 1.2 | 7.0 |
| **8m/s** | 3.6 | 2.6 | .1 | .0 | .0 | .0 | .1 | .2 | .2 | .1 | .1 | .0 | .0 | .0 | .1 | 1.8 | 8.9 |
| **10m/s** | 1.7 | 1.1 | .0 | .0 | .0 | .0 | .1 | .1 | .2 | .0 | .0 | .0 | .0 | .0 | .0 | .5 | 3.9 |
| **12m/s** | .7 | .4 | .0 | .0 | .0 | .0 | .0 | .1 | .1 | .0 | .0 | .0 | .0 | .0 | .1 | .2 | 1.6 |
| **14m/s** | .3 | .2 | .0 | .0 | .0 | .0 | .0 | .1 | .1 | .0 | .0 | .0 | .0 | .0 | .1 | .1 | .9 |
| **16m/s** | .1 | .1 | .0 | .0 | .0 | .0 | .0 | .1 | .0 | .0 | .0 | .0 | .0 | .0 | .0 | .0 | .4 |
| **18m/s** | .0 | .0 | .0 | .0 | .0 | .0 | .0 | .0 | .0 | .0 | .0 | .0 | .0 | .0 | .0 | .0 | .2 |
| **20m/s** | .0 | .0 | .0 | .0 | .0 | .0 | .0 | .0 | .0 | .0 | .0 | .0 | .0 | .0 | .1 | .0 | .2 |
| **25m/s** | .0 | .0 | .0 | .0 | .0 | .0 | .0 | .0 | .0 | .0 | .0 | .0 | .0 | .0 | .0 | .0 | .0 |
| **30m/s** | .0 | .0 | .0 | .0 | .0 | .0 | .0 | .0 | .0 | .0 | .0 | .0 | .0 | .0 | .0 | .0 | .0 |
| **35m/s** | .0 | .0 | .0 | .0 | .0 | .0 | .0 | .0 | .0 | .0 | .0 | .0 | .0 | .0 | .0 | .0 | .0 |
| **40m/s** | .0 | .0 | .0 | .0 | .0 | .0 | .0 | .0 | .0 | .0 | .0 | .0 | .0 | .0 | .0 | .0 | .0 |
| **100m/s** | | | | | | | | | | | | | | | | | |
| 合計 (%) | 21.7 | 25.9 | 4.6 | 2.1 | 3.6 | 3.7 | 2.2 | 2.0 | 2.2 | 1.8 | 1.9 | 2.2 | 2.6 | 3.8 | 7.3 | 11.9 | 99.7 |

[註1]: 風速介於 **3.0m/s~ 4.0m/s** 佔 **14.8%** 。主風向 **NNE** 佔 **25.9%** 。

[註2]: 風速平均值 = **5.2m/s** , 風速最大值 = **25.1m/s** , 其風向爲 **NNE**。

[註3]: 風速小於**5m/s** 佔 **54.0%**; 介於**5~10m/s** 佔 **38.7%** ; 風速大於**10m/s** 佔 **7.3%**。

[註4]: 風向介於 **N~E** 佔 **48.2%**;**E~S** 佔 **11.2%** ;**S~W** 佔 **8.1%** ;**W~N** 佔 **32.2%**; 靜風佔 **.3%** 。

[註5]: 資料每小時記錄一次 , 合計 **15142**筆 ( **80.0%**) , 檔名 : **W44FAP10.1HY** 。

# 表6.4.34　歷年 安平港測站1風速及風向聯合分佈百分比 (%) 統計表

**1999年10月 1日 0時 ~ 2007年11月30日23時**

| 風向<br>風速 | N | NNE | NE | ENE | E | ESE | SE | SSE | S | SSW | SW | WSW | W | WNW | NW | NNW | 合計<br>(%) |
|---|---|---|---|---|---|---|---|---|---|---|---|---|---|---|---|---|---|
| **.3m/s** | .2 | .2 | .2 | .2 | .2 | .2 | .1 | .1 | .1 | .1 | .1 | .1 | .2 | .2 | .1 | .2 | 2.5 |
| **1m/s** | .6 | .7 | .6 | .5 | .7 | .6 | .3 | .2 | .3 | .4 | .4 | .4 | .5 | .5 | .5 | .5 | 7.5 |
| **2m/s** | 1.1 | 1.5 | 1.0 | .6 | 1.2 | 1.1 | .4 | .3 | .4 | .5 | .6 | .6 | .6 | .7 | .7 | .8 | 12.2 |
| **3m/s** | 1.6 | 2.5 | 1.0 | .4 | .7 | 1.0 | .5 | .4 | .5 | .6 | .7 | .7 | .7 | .9 | .9 | .9 | 13.9 |
| **4m/s** | 1.8 | 3.2 | .7 | .1 | .2 | .4 | .4 | .4 | .5 | .5 | .5 | .5 | .6 | .8 | 1.1 | 1.1 | 13.0 |
| **5m/s** | 2.2 | 3.7 | .5 | .1 | .1 | .2 | .3 | .3 | .5 | .5 | .4 | .3 | .3 | .4 | 1.1 | 1.3 | 12.3 |
| **6m/s** | 2.5 | 3.4 | .3 | .0 | .0 | .1 | .2 | .3 | .5 | .4 | .2 | .1 | .1 | .2 | .7 | 1.4 | 10.5 |
| **7m/s** | 2.4 | 3.1 | .1 | .0 | .0 | .0 | .2 | .2 | .5 | .3 | .2 | .0 | .1 | .0 | .3 | 1.0 | 8.6 |
| **8m/s** | 3.6 | 3.8 | .1 | .0 | .0 | .0 | .1 | .4 | .6 | .3 | .1 | .1 | .1 | .1 | .2 | 1.2 | 10.8 |
| **10m/s** | 1.7 | 1.9 | .0 | .0 | .0 | .0 | .1 | .2 | .4 | .1 | .1 | .1 | .0 | .0 | .1 | .3 | 5.0 |
| **12m/s** | .7 | .7 | .0 | .0 | .0 | .0 | .0 | .2 | .2 | .1 | .0 | .0 | .0 | .0 | .0 | .1 | 2.0 |
| **14m/s** | .3 | .3 | .0 | .0 | .0 | .0 | .0 | .1 | .1 | .0 | .0 | .0 | .0 | .0 | .0 | .0 | .9 |
| **16m/s** | .1 | .1 | .0 | .0 | .0 | .0 | .0 | .0 | .0 | .0 | .0 | .0 | .0 | .0 | .0 | .0 | .4 |
| **18m/s** | .0 | .0 | .0 | .0 | .0 | .0 | .0 | .0 | .0 | .0 | .0 | .0 | .0 | .0 | .0 | .0 | .1 |
| **20m/s** | .0 | .0 | .0 | .0 | .0 | .0 | .0 | .0 | .0 | .0 | .0 | .0 | .0 | .0 | .0 | .0 | .1 |
| **25m/s** | .0 | .0 | .0 | .0 | .0 | .0 | .0 | .0 | .0 | .0 | .0 | .0 | .0 | .0 | .0 | .0 | .0 |
| **30m/s** | .0 | .0 | .0 | .0 | .0 | .0 | .0 | .0 | .0 | .0 | .0 | .0 | .0 | .0 | .0 | .0 | .0 |
| **35m/s** | .0 | .0 | .0 | .0 | .0 | .0 | .0 | .0 | .0 | .0 | .0 | .0 | .0 | .0 | .0 | .0 | .0 |
| **40m/s** | .0 | .0 | .0 | .0 | .0 | .0 | .0 | .0 | .0 | .0 | .0 | .0 | .0 | .0 | .0 | .0 | .0 |
| **100m/s** | | | | | | | | | | | | | | | | | |
| 合計 (%) | 18.7 | 25.0 | 4.6 | 2.0 | 3.2 | 3.7 | 2.8 | 3.2 | 4.6 | 4.0 | 3.5 | 2.9 | 3.1 | 3.8 | 5.7 | 8.9 | 99.7 |

[註**1**]: 風速介於 **3.0m/s~ 4.0m/s** 佔 **13.9%** 。主風向 **NNE** 佔 **25.0%** 。

[註**2**]: 風速平均值 **= 5.5m/s** , 風速最大值 **= 28.1m/s** , 其風向爲 **SSE**。

[註**3**]: 風速小於**5m/s** 佔 **49.3%**; 介於**5~10m/s** 佔 **42.1%** ; 風速大於**10m/s** 佔 **8.6%**。

[註**4**]: 風向介於 **N~E** 佔 **45.0%**;**E~S** 佔 **13.8%** ;**S~W** 佔 **14.3%** ;**W~N** 佔 **26.7%**; 靜風佔 **.3%** 。

[註**5**]: 資料每小時記錄一次 , 合計 **61253**筆 ( **85.6%**) , 檔名 : **W440AP10.1HY** 。

## 6.5　2007年高雄港風速及風向聯合分佈表

# 表6.5.1　2006年 12月 高雄港測站 X 風速及風向聯合分佈百分比 (%) 統計表

**2006年12月 1日 1時 ~ 2006年12月31日23時**

| 風向<br>風速 | N | NNE | NE | ENE | E | ESE | SE | SSE | S | SSW | SW | WSW | W | WNW | NW | NNW | 合計<br>(%) |
|---|---|---|---|---|---|---|---|---|---|---|---|---|---|---|---|---|---|
| **.3m/s** | 5.0 | 2.0 | .1 | .0 | .0 | .0 | .0 | .0 | .0 | .0 | .1 | .4 | 1.1 | .4 | .9 | 1.9 | 12.0 |
| **1m/s** | 8.5 | 3.0 | .1 | .1 | .0 | .1 | .0 | .0 | .0 | .0 | .0 | .4 | 1.1 | .8 | .7 | 3.4 | 18.2 |
| **2m/s** | 9.0 | 3.2 | .1 | .0 | .0 | .0 | .0 | .0 | .0 | .0 | .0 | .5 | 2.4 | .3 | 1.2 | 4.6 | 21.4 |
| **3m/s** | 6.3 | 2.7 | .1 | .0 | .0 | .0 | .1 | .0 | .0 | .0 | .1 | .0 | 1.3 | .1 | .3 | 1.9 | 13.1 |
| **4m/s** | 4.4 | 2.6 | .0 | .0 | .0 | .0 | .0 | .0 | .0 | .0 | .0 | .0 | .0 | .0 | .0 | .8 | 7.8 |
| **5m/s** | 2.4 | .7 | .0 | .0 | .0 | .0 | .0 | .0 | .1 | .0 | .0 | .0 | .0 | .1 | .0 | .8 | 4.2 |
| **6m/s** | .1 | .1 | .0 | .0 | .0 | .0 | .0 | .0 | .0 | .0 | .0 | .0 | .0 | .0 | .0 | .3 | .5 |
| **7m/s** | .0 | .0 | .0 | .0 | .0 | .0 | .0 | .0 | .0 | .0 | .0 | .0 | .0 | .0 | .0 | .0 | .0 |
| **8m/s** | .0 | .0 | .0 | .0 | .0 | .0 | .0 | .0 | .0 | .0 | .0 | .0 | .0 | .0 | .0 | .0 | .0 |
| **10m/s** | .0 | .0 | .0 | .0 | .0 | .0 | .0 | .0 | .0 | .0 | .0 | .0 | .0 | .0 | .0 | .0 | .0 |
| **12m/s** | .0 | .0 | .0 | .0 | .0 | .0 | .0 | .0 | .0 | .0 | .0 | .0 | .0 | .0 | .0 | .0 | .0 |
| **14m/s** | .0 | .0 | .0 | .0 | .0 | .0 | .0 | .0 | .0 | .0 | .0 | .0 | .0 | .0 | .0 | .0 | .0 |
| **16m/s** | .0 | .0 | .0 | .0 | .0 | .0 | .0 | .0 | .0 | .0 | .0 | .0 | .0 | .0 | .0 | .0 | .0 |
| **18m/s** | .0 | .0 | .0 | .0 | .0 | .0 | .0 | .0 | .0 | .0 | .0 | .0 | .0 | .0 | .0 | .0 | .0 |
| **20m/s** | .0 | .0 | .0 | .0 | .0 | .0 | .0 | .0 | .0 | .0 | .0 | .0 | .0 | .0 | .0 | .0 | .0 |
| **25m/s** | .0 | .0 | .0 | .0 | .0 | .0 | .0 | .0 | .0 | .0 | .0 | .0 | .0 | .0 | .0 | .0 | .0 |
| **30m/s** | .0 | .0 | .0 | .0 | .0 | .0 | .0 | .0 | .0 | .0 | .0 | .0 | .0 | .0 | .0 | .0 | .0 |
| **35m/s** | .0 | .0 | .0 | .0 | .0 | .0 | .0 | .0 | .0 | .0 | .0 | .0 | .0 | .0 | .0 | .0 | .0 |
| **40m/s** | .0 | .0 | .0 | .0 | .0 | .0 | .0 | .0 | .0 | .0 | .0 | .0 | .0 | .0 | .0 | .0 | .0 |
| **100m/s** | | | | | | | | | | | | | | | | | |
| 合計 (%) | 35.8 | 14.3 | .5 | .1 | .0 | .1 | .1 | .0 | .1 | .0 | .3 | 1.3 | 5.9 | 1.7 | 3.1 | 13.6 | 77.1 |

[註**1**]: 風速介於 **2.0m/s~ 3.0m/s** 佔 **21.4%** 。主風向 **N** 佔 **35.8%** 。

[註**2**]: 風速平均值 **= 2.0m/s** , 風速最大值 **= 6.9m/s** , 其風向爲 **NNW**。

[註**3**]: 風速小於**5m/s** 佔 **95.3%**; 介於**5~10m/s** 佔 **4.7%** ; 風速大於**10m/s** 佔 **.0%**。

[註**4**]: 風向介於 **N~E** 佔 **42.5%**;**E~S** 佔 **.4%** ;**S~W** 佔 **4.4%** ;**W~N** 佔 **29.7%**; 靜風佔 **22.9%** 。

[註**5**]: 資料每小時記錄一次 , 合計 **743**筆 ( **99.9%**) , 檔名 : **W06CKHX0.1HA** 。

# 表6.5.2　2007年 1月 高雄港測站 X 風速及風向聯合分佈百分比 (%) 統計表

**2007年 1月 1日 0時 ~ 2007年 1月31日23時**

| 風向<br>風速 | N | NNE | NE | ENE | E | ESE | SE | SSE | S | SSW | SW | WSW | W | WNW | NW | NNW | 合計<br>(%) |
|---|---|---|---|---|---|---|---|---|---|---|---|---|---|---|---|---|---|
| **.3m/s** | 5.1 | 2.0 | .0 | .1 | .0 | .0 | .0 | .0 | .0 | .0 | .0 | .1 | .7 | .4 | .4 | 5.0 | 13.8 |
| **1m/s** | 7.1 | 3.0 | .1 | .0 | .0 | .0 | .0 | .1 | .0 | .1 | .1 | .3 | 1.2 | .7 | 2.0 | 5.6 | 20.4 |
| **2m/s** | 11.2 | 4.0 | .3 | .0 | .0 | .0 | .0 | .0 | .0 | .0 | .1 | .0 | 2.6 | .4 | 1.3 | 4.7 | 24.6 |
| **3m/s** | 9.8 | 3.4 | .3 | .0 | .0 | .0 | .0 | .0 | .1 | .0 | .0 | .0 | 1.2 | .3 | 1.1 | 3.2 | 19.4 |
| **4m/s** | 3.2 | 1.5 | .0 | .0 | .0 | .0 | .0 | .0 | .0 | .0 | .0 | .0 | .1 | .0 | .7 | 1.6 | 7.1 |
| **5m/s** | .9 | .3 | .0 | .0 | .0 | .0 | .0 | .0 | .0 | .0 | .0 | .0 | .1 | .0 | .0 | .4 | 1.7 |
| **6m/s** | .4 | .0 | .0 | .0 | .0 | .0 | .0 | .0 | .0 | .0 | .0 | .0 | .0 | .0 | .0 | .3 | .7 |
| **7m/s** | .0 | .0 | .0 | .0 | .0 | .0 | .0 | .0 | .0 | .0 | .0 | .0 | .0 | .0 | .0 | .0 | .0 |
| **8m/s** | .0 | .0 | .0 | .0 | .0 | .0 | .0 | .0 | .0 | .0 | .0 | .0 | .0 | .0 | .0 | .0 | .0 |
| **10m/s** | .0 | .0 | .0 | .0 | .0 | .0 | .0 | .0 | .0 | .0 | .0 | .0 | .0 | .0 | .0 | .0 | .0 |
| **12m/s** | .0 | .0 | .0 | .0 | .0 | .0 | .0 | .0 | .0 | .0 | .0 | .0 | .0 | .0 | .0 | .0 | .0 |
| **14m/s** | .0 | .0 | .0 | .0 | .0 | .0 | .0 | .0 | .0 | .0 | .0 | .0 | .0 | .0 | .0 | .0 | .0 |
| **16m/s** | .0 | .0 | .0 | .0 | .0 | .0 | .0 | .0 | .0 | .0 | .0 | .0 | .0 | .0 | .0 | .0 | .0 |
| **18m/s** | .0 | .0 | .0 | .0 | .0 | .0 | .0 | .0 | .0 | .0 | .0 | .0 | .0 | .0 | .0 | .0 | .0 |
| **20m/s** | .0 | .0 | .0 | .0 | .0 | .0 | .0 | .0 | .0 | .0 | .0 | .0 | .0 | .0 | .0 | .0 | .0 |
| **25m/s** | .0 | .0 | .0 | .0 | .0 | .0 | .0 | .0 | .0 | .0 | .0 | .0 | .0 | .0 | .0 | .0 | .0 |
| **30m/s** | .0 | .0 | .0 | .0 | .0 | .0 | .0 | .0 | .0 | .0 | .0 | .0 | .0 | .0 | .0 | .0 | .0 |
| **35m/s** | .0 | .0 | .0 | .0 | .0 | .0 | .0 | .0 | .0 | .0 | .0 | .0 | .0 | .0 | .0 | .0 | .0 |
| **40m/s** | .0 | .0 | .0 | .0 | .0 | .0 | .0 | .0 | .0 | .0 | .0 | .0 | .0 | .0 | .0 | .0 | .0 |
| **100m/s** | | | | | | | | | | | | | | | | | |
| 合計 (%) | 37.8 | 14.1 | .7 | .1 | .0 | .0 | .0 | .1 | .1 | .1 | .3 | .4 | 5.9 | 1.7 | 5.5 | 20.8 | 87.8 |

[註**1**]: 風速介於 **2.0m/s~ 3.0m/s** 佔 **24.6%** 。主風向 **N** 佔 **37.8%** 。

[註**2**]: 風速平均值 **= 2.2m/s** , 風速最大值 **= 6.8m/s** , 其風向爲 **NNW**。

[註**3**]: 風速小於**5m/s** 佔 **97.6%**; 介於**5~10m/s** 佔 **2.4%** ; 風速大於**10m/s** 佔 **.0%**。

[註**4**]: 風向介於 **N~E** 佔 **41.1%**;**E~S** 佔 **.1%** ;**S~W** 佔 **3.1%** ;**W~N** 佔 **43.4%**; 靜風佔 **12.2%** 。

[註**5**]: 資料每小時記錄一次 , 合計 **744**筆 **(100.0%)** , 檔名 : **W071KHX0.1HA** 。

# 表6.5.3　2007年 2月 高雄港測站 X 風速及風向聯合分佈百分比 (%) 統計表

**2007年 2月 1日 0時 ~ 2007年 2月28日23時**

| 風向<br>風速 | N | NNE | NE | ENE | E | ESE | SE | SSE | S | SSW | SW | WSW | W | WNW | NW | NNW | 合計<br>(%) |
|---|---|---|---|---|---|---|---|---|---|---|---|---|---|---|---|---|---|
| **.3m/s** | 4.0 | 2.5 | .7 | .0 | .0 | .3 | .0 | .3 | .0 | .1 | .1 | .1 | 1.2 | .6 | 1.6 | 1.0 | 12.8 |
| **1m/s** | 6.0 | 3.3 | .0 | .1 | .0 | .1 | .1 | .3 | .1 | .0 | .0 | .0 | 2.4 | 1.0 | 1.8 | 3.0 | 18.3 |
| **2m/s** | 6.3 | 3.3 | .3 | .0 | .0 | .0 | .1 | .7 | .1 | .3 | .1 | .3 | 4.6 | .4 | 1.5 | 2.1 | 20.2 |
| **3m/s** | 4.8 | 2.2 | .1 | .0 | .0 | .0 | .0 | .4 | .3 | .1 | .0 | .6 | 2.8 | 1.8 | .6 | 2.2 | 16.1 |
| **4m/s** | 2.5 | 1.8 | .0 | .0 | .0 | .0 | .0 | .1 | .1 | .3 | .0 | .0 | .4 | .7 | .1 | 1.5 | 7.7 |
| **5m/s** | .6 | .4 | .0 | .0 | .0 | .0 | .0 | .9 | .4 | .0 | .0 | .0 | .0 | .1 | .3 | .1 | 3.0 |
| **6m/s** | .0 | .0 | .0 | .0 | .0 | .0 | .0 | .1 | .0 | .0 | .0 | .0 | .0 | .0 | .0 | .0 | .1 |
| **7m/s** | .0 | .0 | .0 | .0 | .0 | .0 | .0 | .0 | .0 | .0 | .0 | .0 | .0 | .0 | .0 | .0 | .0 |
| **8m/s** | .0 | .0 | .0 | .0 | .0 | .0 | .0 | .0 | .0 | .0 | .0 | .0 | .0 | .0 | .0 | .0 | .0 |
| **10m/s** | .0 | .0 | .0 | .0 | .0 | .0 | .0 | .0 | .0 | .0 | .0 | .0 | .0 | .0 | .0 | .0 | .0 |
| **12m/s** | .0 | .0 | .0 | .0 | .0 | .0 | .0 | .0 | .0 | .0 | .0 | .0 | .0 | .0 | .0 | .0 | .0 |
| **14m/s** | .0 | .0 | .0 | .0 | .0 | .0 | .0 | .0 | .0 | .0 | .0 | .0 | .0 | .0 | .0 | .0 | .0 |
| **16m/s** | .0 | .0 | .0 | .0 | .0 | .0 | .0 | .0 | .0 | .0 | .0 | .0 | .0 | .0 | .0 | .0 | .0 |
| **18m/s** | .0 | .0 | .0 | .0 | .0 | .0 | .0 | .0 | .0 | .0 | .0 | .0 | .0 | .0 | .0 | .0 | .0 |
| **20m/s** | .0 | .0 | .0 | .0 | .0 | .0 | .0 | .0 | .0 | .0 | .0 | .0 | .0 | .0 | .0 | .0 | .0 |
| **25m/s** | .0 | .0 | .0 | .0 | .0 | .0 | .0 | .0 | .0 | .0 | .0 | .0 | .0 | .0 | .0 | .0 | .0 |
| **30m/s** | .0 | .0 | .0 | .0 | .0 | .0 | .0 | .0 | .0 | .0 | .0 | .0 | .0 | .0 | .0 | .0 | .0 |
| **35m/s** | .0 | .0 | .0 | .0 | .0 | .0 | .0 | .0 | .0 | .0 | .0 | .0 | .0 | .0 | .0 | .0 | .0 |
| **40m/s** | .0 | .0 | .0 | .0 | .0 | .0 | .0 | .0 | .0 | .0 | .0 | .0 | .0 | .0 | .0 | .0 | .0 |
| **100m/s** | | | | | | | | | | | | | | | | | |
| 合計 (%) | 24.1 | 13.5 | 1.2 | .1 | .0 | .4 | .3 | 3.0 | 1.2 | .9 | .3 | 1.0 | 11.5 | 4.8 | 6.0 | 10.0 | 78.3 |

[註1]: 風速介於 **2.0m/s~ 3.0m/s** 佔 **20.2%** 。主風向 **N** 佔 **24.1%** 。

[註2]: 風速平均值 = **2.0m/s** , 風速最大值 = **6.8m/s** , 其風向爲 **SSE**。

[註3]: 風速小於**5m/s** 佔 **96.9%**; 介於**5~10m/s** 佔 **3.1%** ; 風速大於**10m/s** 佔 **.0%**。

[註4]: 風向介於 **N~E** 佔 **31.5%**;**E~S** 佔 **4.9%** ;**S~W** 佔 **7.1%** ;**W~N** 佔 **34.7%**; 靜風佔 **21.7%** 。

[註5]: 資料每小時記錄一次 , 合計 **672**筆 **(100.0%)** , 檔名 : **W072KHX0.1HA** 。

# 表6.5.4　2007年 3月 高雄港測站 X 風速及風向聯合分佈百分比 (%) 統計表

**2007年 3月 1日 0時 ~ 2007年 3月31日23時**

| 風向<br>風速 | N | NNE | NE | ENE | E | ESE | SE | SSE | S | SSW | SW | WSW | W | WNW | NW | NNW | 合計<br>(%) |
|---|---|---|---|---|---|---|---|---|---|---|---|---|---|---|---|---|---|
| **.3m/s** | 3.8 | 5.6 | 1.6 | .1 | .1 | .1 | .0 | .3 | .3 | .4 | .1 | 1.1 | 2.4 | 1.5 | .9 | 1.5 | 19.9 |
| **1m/s** | 4.8 | 5.4 | 1.1 | .0 | .0 | .3 | .3 | .7 | .3 | 1.3 | .8 | .3 | 3.2 | 1.1 | 1.7 | 2.2 | 23.4 |
| **2m/s** | 3.8 | 2.4 | .3 | .0 | .0 | .0 | .0 | .9 | .4 | .4 | .4 | .0 | 4.2 | 1.3 | .8 | .7 | 15.6 |
| **3m/s** | 1.6 | 1.1 | .0 | .0 | .0 | .1 | .0 | .4 | .3 | .4 | .0 | .1 | 4.3 | .3 | .1 | .5 | 9.3 |
| **4m/s** | .8 | .9 | .0 | .0 | .0 | .0 | .0 | .0 | .1 | .3 | .0 | .1 | 1.2 | .4 | .4 | .3 | 4.6 |
| **5m/s** | .7 | .0 | .0 | .0 | .0 | .0 | .0 | .5 | .0 | .0 | .0 | .0 | .4 | .1 | .1 | .3 | 2.2 |
| **6m/s** | .1 | .5 | .0 | .0 | .0 | .0 | .0 | .5 | .0 | .0 | .0 | .0 | .0 | .0 | .0 | .0 | 1.2 |
| **7m/s** | .0 | .0 | .0 | .0 | .0 | .0 | .1 | .3 | .1 | .0 | .0 | .0 | .0 | .0 | .0 | .0 | .5 |
| **8m/s** | .0 | .0 | .0 | .0 | .0 | .0 | .0 | .1 | .0 | .0 | .0 | .0 | .0 | .0 | .0 | .0 | .1 |
| **10m/s** | .0 | .0 | .0 | .0 | .0 | .0 | .0 | .0 | .0 | .0 | .0 | .0 | .0 | .0 | .0 | .0 | .0 |
| **12m/s** | .0 | .0 | .0 | .0 | .0 | .0 | .0 | .0 | .0 | .0 | .0 | .0 | .0 | .0 | .0 | .0 | .0 |
| **14m/s** | .0 | .0 | .0 | .0 | .0 | .0 | .0 | .0 | .0 | .0 | .0 | .0 | .0 | .0 | .0 | .0 | .0 |
| **16m/s** | .0 | .0 | .0 | .0 | .0 | .0 | .0 | .0 | .0 | .0 | .0 | .0 | .0 | .0 | .0 | .0 | .0 |
| **18m/s** | .0 | .0 | .0 | .0 | .0 | .0 | .0 | .0 | .0 | .0 | .0 | .0 | .0 | .0 | .0 | .0 | .0 |
| **20m/s** | .0 | .0 | .0 | .0 | .0 | .0 | .0 | .0 | .0 | .0 | .0 | .0 | .0 | .0 | .0 | .0 | .0 |
| **25m/s** | .0 | .0 | .0 | .0 | .0 | .0 | .0 | .0 | .0 | .0 | .0 | .0 | .0 | .0 | .0 | .0 | .0 |
| **30m/s** | .0 | .0 | .0 | .0 | .0 | .0 | .0 | .0 | .0 | .0 | .0 | .0 | .0 | .0 | .0 | .0 | .0 |
| **35m/s** | .0 | .0 | .0 | .0 | .0 | .0 | .0 | .0 | .0 | .0 | .0 | .0 | .0 | .0 | .0 | .0 | .0 |
| **40m/s** | .0 | .0 | .0 | .0 | .0 | .0 | .0 | .0 | .0 | .0 | .0 | .0 | .0 | .0 | .0 | .0 | .0 |
| **100m/s** | | | | | | | | | | | | | | | | | |
| 合計 (%) | 15.6 | 16.0 | 3.0 | .1 | .1 | .5 | .4 | 3.8 | 1.5 | 2.8 | 1.3 | 1.6 | 15.7 | 4.7 | 4.2 | 5.4 | 76.7 |

[註**1**]: 風速介於 **1.0m/s~ 2.0m/s** 佔 **23.4%** 。主風向 **NNE** 佔 **16.0%** 。

[註**2**]: 風速平均值 **= 1.7m/s** , 風速最大值 **= 9.2m/s** , 其風向爲 **SSE**。

[註**3**]: 風速小於**5m/s** 佔 **96.0%**; 介於**5~10m/s** 佔 **4.0%** ; 風速大於**10m/s** 佔 **.0%**。

[註**4**]: 風向介於 **N~E** 佔 **31.0%**;**E~S** 佔 **6.2%** ;**S~W** 佔 **12.6%** ;**W~N** 佔 **26.9%**; 靜風佔 **23.3%** 。

[註**5**]: 資料每小時記錄一次 , 合計 **744**筆 **(100.0%)** , 檔名 **: W073KHX0.1HA** 。

# 表6.5.5　2007年 4月 高雄港測站 X 風速及風向聯合分佈百分比 (%) 統計表

**2007年 4月 1日 0時 ~ 2007年 4月30日23時**

| 風向<br>風速 | N | NNE | NE | ENE | E | ESE | SE | SSE | S | SSW | SW | WSW | W | WNW | NW | NNW | 合計<br>(%) |
|---|---|---|---|---|---|---|---|---|---|---|---|---|---|---|---|---|---|
| **.3m/s** | 2.2 | 3.3 | .1 | .0 | .0 | .0 | .0 | .6 | .0 | 1.4 | 1.0 | .7 | 1.9 | 1.5 | .8 | 2.2 | 15.8 |
| **1m/s** | 5.0 | 4.2 | .1 | .0 | .0 | .0 | .0 | .4 | .3 | 1.8 | 1.4 | .6 | 2.5 | 1.0 | 1.4 | 2.5 | 21.1 |
| **2m/s** | 2.9 | 1.7 | .1 | .0 | .0 | .0 | .0 | .6 | .1 | 1.1 | .7 | .4 | 5.0 | 1.4 | .7 | 3.2 | 17.9 |
| **3m/s** | 2.1 | 1.3 | .0 | .0 | .0 | .0 | .0 | .6 | .4 | .7 | .0 | .3 | 3.8 | 1.0 | .4 | 1.1 | 11.5 |
| **4m/s** | 1.1 | .3 | .0 | .0 | .0 | .0 | .0 | .6 | .1 | .1 | .0 | .1 | .8 | .3 | .1 | .1 | 3.8 |
| **5m/s** | .6 | .1 | .0 | .0 | .0 | .0 | .0 | .7 | .4 | .0 | .0 | .0 | .3 | .1 | .1 | .1 | 2.5 |
| **6m/s** | .0 | .4 | .0 | .0 | .0 | .0 | .1 | .3 | .0 | .0 | .0 | .0 | .1 | .0 | .0 | .0 | 1.0 |
| **7m/s** | .0 | .0 | .0 | .0 | .0 | .0 | .0 | .1 | .0 | .0 | .0 | .0 | .0 | .0 | .0 | .1 | .3 |
| **8m/s** | .0 | .0 | .0 | .0 | .0 | .0 | .0 | .0 | .0 | .0 | .0 | .0 | .0 | .0 | .0 | .0 | .0 |
| **10m/s** | .0 | .0 | .0 | .0 | .0 | .0 | .0 | .0 | .0 | .0 | .0 | .0 | .0 | .0 | .0 | .0 | .0 |
| **12m/s** | .0 | .0 | .0 | .0 | .0 | .0 | .0 | .0 | .0 | .0 | .0 | .0 | .0 | .0 | .0 | .0 | .0 |
| **14m/s** | .0 | .0 | .0 | .0 | .0 | .0 | .0 | .0 | .0 | .0 | .0 | .0 | .0 | .0 | .0 | .0 | .0 |
| **16m/s** | .0 | .0 | .0 | .0 | .0 | .0 | .0 | .0 | .0 | .0 | .0 | .0 | .0 | .0 | .0 | .0 | .0 |
| **18m/s** | .0 | .0 | .0 | .0 | .0 | .0 | .0 | .0 | .0 | .0 | .0 | .0 | .0 | .0 | .0 | .0 | .0 |
| **20m/s** | .0 | .0 | .0 | .0 | .0 | .0 | .0 | .0 | .0 | .0 | .0 | .0 | .0 | .0 | .0 | .0 | .0 |
| **25m/s** | .0 | .0 | .0 | .0 | .0 | .0 | .0 | .0 | .0 | .0 | .0 | .0 | .0 | .0 | .0 | .0 | .0 |
| **30m/s** | .0 | .0 | .0 | .0 | .0 | .0 | .0 | .0 | .0 | .0 | .0 | .0 | .0 | .0 | .0 | .0 | .0 |
| **35m/s** | .0 | .0 | .0 | .0 | .0 | .0 | .0 | .0 | .0 | .0 | .0 | .0 | .0 | .0 | .0 | .0 | .0 |
| **40m/s** | .0 | .0 | .0 | .0 | .0 | .0 | .0 | .0 | .0 | .0 | .0 | .0 | .0 | .0 | .0 | .0 | .0 |
| **100m/s** | | | | | | | | | | | | | | | | | |
| 合計 (%) | 13.9 | 11.3 | .4 | .0 | .0 | .0 | .1 | 3.8 | 1.4 | 5.1 | 3.1 | 2.1 | 14.4 | 5.3 | 3.6 | 9.4 | 73.9 |

[註1]: 風速介於 **1.0m/s~ 2.0m/s** 佔 **21.1%** 。主風向 **W** 佔 **14.4%** 。

[註2]: 風速平均值 = **1.7m/s** , 風速最大值 = **7.2m/s** , 其風向爲 **SSE**。

[註3]: 風速小於**5m/s** 佔 **96.3%**; 介於**5~10m/s** 佔 **3.8%** ; 風速大於**10m/s** 佔 **.0%**。

[註4]: 風向介於 **N~E** 佔 **19.0%**;**E~S** 佔 **4.7%** ;**S~W** 佔 **19.4%** ;**W~N** 佔 **30.7%**; 靜風佔 **26.1%** 。

[註5]: 資料每小時記錄一次 , 合計 **720**筆 **(100.0%)** , 檔名 : **W074KHX0.1HA** 。

# 表6.5.6　2007年 5月 高雄港測站 X 風速及風向聯合分佈百分比 (%) 統計表

**2007年 5月 1日 0時 ~ 2007年 5月31日23時**

| 風向<br>風速 | N | NNE | NE | ENE | E | ESE | SE | SSE | S | SSW | SW | WSW | W | WNW | NW | NNW | 合計<br>(%) |
|---|---|---|---|---|---|---|---|---|---|---|---|---|---|---|---|---|---|
| **.3m/s** | 2.2 | 1.6 | .7 | .3 | .3 | .3 | .3 | .7 | .4 | 2.3 | 1.9 | 1.1 | 3.2 | 1.6 | 2.8 | 1.5 | 21.0 |
| **1m/s** | 1.6 | 2.6 | 1.3 | .3 | .0 | .3 | .0 | 1.3 | .7 | 1.2 | .7 | .5 | 3.2 | 2.6 | .7 | 1.1 | 18.0 |
| **2m/s** | .7 | .7 | .7 | .0 | .1 | .1 | .1 | .3 | .8 | 1.9 | .1 | .4 | 4.4 | 1.7 | .7 | .7 | 13.4 |
| **3m/s** | .0 | .1 | .1 | .0 | .1 | .0 | .1 | .7 | .3 | .8 | .0 | .1 | 5.4 | 1.5 | .1 | .0 | 9.4 |
| **4m/s** | .1 | .0 | .0 | .0 | .0 | .0 | .0 | .5 | .5 | .1 | .0 | .3 | 2.7 | .5 | .4 | .0 | 5.2 |
| **5m/s** | .0 | .0 | .0 | .0 | .0 | .0 | .1 | .7 | .1 | .0 | .0 | .0 | .1 | .0 | .0 | .0 | 1.1 |
| **6m/s** | .0 | .0 | .0 | .0 | .0 | .0 | .0 | .0 | .0 | .0 | .0 | .0 | .0 | .0 | .0 | .0 | .0 |
| **7m/s** | .0 | .0 | .0 | .0 | .0 | .0 | .0 | .0 | .0 | .0 | .0 | .0 | .0 | .0 | .0 | .0 | .0 |
| **8m/s** | .0 | .0 | .0 | .0 | .0 | .0 | .0 | .0 | .0 | .0 | .0 | .0 | .0 | .0 | .0 | .0 | .0 |
| **10m/s** | .0 | .0 | .0 | .0 | .0 | .0 | .0 | .0 | .0 | .0 | .0 | .0 | .0 | .0 | .0 | .0 | .0 |
| **12m/s** | .0 | .0 | .0 | .0 | .0 | .0 | .0 | .0 | .0 | .0 | .0 | .0 | .0 | .0 | .0 | .0 | .0 |
| **14m/s** | .0 | .0 | .0 | .0 | .0 | .0 | .0 | .0 | .0 | .0 | .0 | .0 | .0 | .0 | .0 | .0 | .0 |
| **16m/s** | .0 | .0 | .0 | .0 | .0 | .0 | .0 | .0 | .0 | .0 | .0 | .0 | .0 | .0 | .0 | .0 | .0 |
| **18m/s** | .0 | .0 | .0 | .0 | .0 | .0 | .0 | .0 | .0 | .0 | .0 | .0 | .0 | .0 | .0 | .0 | .0 |
| **20m/s** | .0 | .0 | .0 | .0 | .0 | .0 | .0 | .0 | .0 | .0 | .0 | .0 | .0 | .0 | .0 | .0 | .0 |
| **25m/s** | .0 | .0 | .0 | .0 | .0 | .0 | .0 | .0 | .0 | .0 | .0 | .0 | .0 | .0 | .0 | .0 | .0 |
| **30m/s** | .0 | .0 | .0 | .0 | .0 | .0 | .0 | .0 | .0 | .0 | .0 | .0 | .0 | .0 | .0 | .0 | .0 |
| **35m/s** | .0 | .0 | .0 | .0 | .0 | .0 | .0 | .0 | .0 | .0 | .0 | .0 | .0 | .0 | .0 | .0 | .0 |
| **40m/s** | .0 | .0 | .0 | .0 | .0 | .0 | .0 | .0 | .0 | .0 | .0 | .0 | .0 | .0 | .0 | .0 | .0 |
| **100m/s** | | | | | | | | | | | | | | | | | |
| 合計 (%) | 4.6 | 5.0 | 2.8 | .5 | .5 | .7 | .7 | 4.2 | 2.8 | 6.3 | 2.7 | 2.4 | 19.1 | 7.9 | 4.7 | 3.2 | 68.1 |

[註1]: 風速介於 **.3m/s~ 1.0m/s** 佔 **21.0%** 。主風向 **W** 佔 **19.1%** 。

[註2]: 風速平均值 = **1.4m/s** , 風速最大值 = **5.9m/s** , 其風向爲 **SSE**。

[註3]: 風速小於**5m/s** 佔 **98.9%**; 介於**5~10m/s** 佔 **1.1%** ; 風速大於**10m/s** 佔 **.0%**。

[註4]: 風向介於 **N~E** 佔 **12.2%**;**E~S** 佔 **8.1%** ;**S~W** 佔 **20.2%** ;**W~N** 佔 **27.7%**; 靜風佔 **31.9%** 。

[註5]: 資料每小時記錄一次 , 合計 **744**筆 **(100.0%)** , 檔名 : **W075KHX0.1HA** 。

# 表6.5.7　2007年 6月 高雄港測站 X 風速及風向聯合分佈百分比 (%) 統計表

**2007年 6月 1日 0時 ~ 2007年 6月30日23時**

| 風向<br>風速 | N | NNE | NE | ENE | E | ESE | SE | SSE | S | SSW | SW | WSW | W | WNW | NW | NNW | 合計<br>(%) |
|---|---|---|---|---|---|---|---|---|---|---|---|---|---|---|---|---|---|
| **.3m/s** | 1.4 | 1.9 | 2.2 | .8 | .3 | 1.3 | .8 | .6 | 1.0 | 1.3 | 1.1 | .3 | 2.5 | .7 | .7 | 1.1 | 17.9 |
| **1m/s** | .8 | 1.0 | 1.0 | .0 | .1 | .4 | .1 | 1.3 | 1.3 | 1.7 | .7 | .8 | 2.1 | 1.5 | .7 | .7 | 14.2 |
| **2m/s** | .1 | 1.3 | 1.0 | .1 | .0 | .3 | .3 | .7 | .4 | 1.8 | .3 | .6 | 3.6 | 1.4 | .7 | .0 | 12.5 |
| **3m/s** | .0 | .0 | .3 | .0 | .0 | .1 | .1 | .4 | .1 | .4 | .1 | .8 | 1.7 | .7 | .3 | .0 | 5.1 |
| **4m/s** | .0 | .0 | .0 | .0 | .0 | .0 | .1 | 1.5 | .8 | .4 | .0 | .0 | .4 | .0 | .0 | .0 | 3.3 |
| **5m/s** | .0 | .0 | .0 | .0 | .0 | .0 | .3 | 2.8 | 1.0 | .3 | .0 | .0 | .1 | .0 | .0 | .0 | 4.4 |
| **6m/s** | .0 | .0 | .0 | .0 | .0 | .0 | .1 | 3.1 | 1.4 | .0 | .0 | .0 | .0 | .0 | .0 | .0 | 4.6 |
| **7m/s** | .0 | .0 | .0 | .0 | .0 | .0 | .3 | 2.4 | .7 | .0 | .0 | .0 | .0 | .0 | .1 | .0 | 3.5 |
| **8m/s** | .0 | .0 | .0 | .0 | .0 | .0 | .0 | 2.2 | .1 | .0 | .0 | .0 | .0 | .0 | .0 | .0 | 2.4 |
| **10m/s** | .0 | .0 | .0 | .0 | .0 | .0 | .0 | .0 | .0 | .0 | .0 | .0 | .0 | .0 | .0 | .0 | .0 |
| **12m/s** | .0 | .0 | .0 | .0 | .0 | .0 | .0 | .0 | .0 | .0 | .0 | .0 | .0 | .0 | .0 | .0 | .0 |
| **14m/s** | .0 | .0 | .0 | .0 | .0 | .0 | .0 | .0 | .0 | .0 | .0 | .0 | .0 | .0 | .0 | .0 | .0 |
| **16m/s** | .0 | .0 | .0 | .0 | .0 | .0 | .0 | .0 | .0 | .0 | .0 | .0 | .0 | .0 | .0 | .0 | .0 |
| **18m/s** | .0 | .0 | .0 | .0 | .0 | .0 | .0 | .0 | .0 | .0 | .0 | .0 | .0 | .0 | .0 | .0 | .0 |
| **20m/s** | .0 | .0 | .0 | .0 | .0 | .0 | .0 | .0 | .0 | .0 | .0 | .0 | .0 | .0 | .0 | .0 | .0 |
| **25m/s** | .0 | .0 | .0 | .0 | .0 | .0 | .0 | .0 | .0 | .0 | .0 | .0 | .0 | .0 | .0 | .0 | .0 |
| **30m/s** | .0 | .0 | .0 | .0 | .0 | .0 | .0 | .0 | .0 | .0 | .0 | .0 | .0 | .0 | .0 | .0 | .0 |
| **35m/s** | .0 | .0 | .0 | .0 | .0 | .0 | .0 | .0 | .0 | .0 | .0 | .0 | .0 | .0 | .0 | .0 | .0 |
| **40m/s** | .0 | .0 | .0 | .0 | .0 | .0 | .0 | .0 | .0 | .0 | .0 | .0 | .0 | .0 | .0 | .0 | .0 |
| **100m/s** | | | | | | | | | | | | | | | | | |
| 合計 (%) | 2.4 | 4.2 | 4.4 | 1.0 | .4 | 2.1 | 2.2 | 14.9 | 6.8 | 5.8 | 2.2 | 2.5 | 10.4 | 4.3 | 2.5 | 1.8 | 67.9 |

[註1]: 風速介於 **.3m/s~ 1.0m/s** 佔 **17.9%** 。主風向 **SSE** 佔 **14.9%** 。

[註2]: 風速平均值 = **2.0m/s** , 風速最大值 = **9.8m/s** , 其風向爲 **SSE**。

[註3]: 風速小於**5m/s** 佔 **85.1%**; 介於**5~10m/s** 佔 **14.9%** ; 風速大於**10m/s** 佔 **.0%**。

[註4]: 風向介於 **N~E** 佔 **11.5%**;**E~S** 佔 **24.3%** ;**S~W** 佔 **16.5%** ;**W~N** 佔 **15.6%**; 靜風佔 **32.1%** 。

[註5]: 資料每小時記錄一次 , 合計 **720**筆 **(100.0%)** , 檔名 : **W076KHX0.1HA** 。

# 表6.5.8　2007年 7月 高雄港測站 X 風速及風向聯合分佈百分比 (%) 統計表

**2007年 7月 1日 0時 ~ 2007年 7月31日23時**

| 風向<br>風速 | N | NNE | NE | ENE | E | ESE | SE | SSE | S | SSW | SW | WSW | W | WNW | NW | NNW | 合計<br>(%) |
|---|---|---|---|---|---|---|---|---|---|---|---|---|---|---|---|---|---|
| **.3m/s** | .5 | 1.9 | 1.6 | .7 | .4 | .7 | .0 | .1 | .4 | 1.3 | 1.1 | .4 | 1.9 | 1.2 | 1.5 | .7 | 14.4 |
| **1m/s** | .7 | 1.5 | 1.6 | .5 | .1 | .4 | .3 | .9 | .8 | 2.2 | .9 | .3 | 1.9 | 1.6 | 1.1 | 1.6 | 16.4 |
| **2m/s** | .0 | .4 | .3 | .0 | .1 | .7 | .7 | 1.1 | 1.1 | 3.0 | .0 | 1.1 | 2.8 | 2.0 | .8 | .5 | 14.5 |
| **3m/s** | .0 | .1 | .1 | .1 | .0 | .0 | .1 | 1.2 | .5 | 1.2 | .7 | .7 | 4.0 | 2.2 | 1.1 | .3 | 12.4 |
| **4m/s** | .0 | .0 | .0 | .0 | .0 | .0 | .0 | 1.6 | .9 | .8 | .0 | .0 | 1.7 | .5 | .4 | .0 | 6.0 |
| **5m/s** | .0 | .0 | .0 | .0 | .0 | .0 | .0 | 2.4 | .4 | .5 | .0 | .0 | .3 | .5 | .0 | .0 | 4.2 |
| **6m/s** | .0 | .0 | .0 | .0 | .0 | .0 | .1 | 1.1 | .7 | .0 | .0 | .0 | .0 | .0 | .0 | .0 | 1.9 |
| **7m/s** | .0 | .0 | .0 | .0 | .0 | .0 | .0 | .9 | .5 | .1 | .0 | .0 | .0 | .0 | .0 | .0 | 1.6 |
| **8m/s** | .0 | .0 | .0 | .0 | .0 | .0 | .0 | .1 | .0 | .0 | .0 | .0 | .0 | .0 | .0 | .0 | .1 |
| **10m/s** | .0 | .0 | .0 | .0 | .0 | .0 | .0 | .0 | .0 | .0 | .0 | .0 | .0 | .0 | .0 | .0 | .0 |
| **12m/s** | .0 | .0 | .0 | .0 | .0 | .0 | .0 | .0 | .0 | .0 | .0 | .0 | .0 | .0 | .0 | .0 | .0 |
| **14m/s** | .0 | .0 | .0 | .0 | .0 | .0 | .0 | .0 | .0 | .0 | .0 | .0 | .0 | .0 | .0 | .0 | .0 |
| **16m/s** | .0 | .0 | .0 | .0 | .0 | .0 | .0 | .0 | .0 | .0 | .0 | .0 | .0 | .0 | .0 | .0 | .0 |
| **18m/s** | .0 | .0 | .0 | .0 | .0 | .0 | .0 | .0 | .0 | .0 | .0 | .0 | .0 | .0 | .0 | .0 | .0 |
| **20m/s** | .0 | .0 | .0 | .0 | .0 | .0 | .0 | .0 | .0 | .0 | .0 | .0 | .0 | .0 | .0 | .0 | .0 |
| **25m/s** | .0 | .0 | .0 | .0 | .0 | .0 | .0 | .0 | .0 | .0 | .0 | .0 | .0 | .0 | .0 | .0 | .0 |
| **30m/s** | .0 | .0 | .0 | .0 | .0 | .0 | .0 | .0 | .0 | .0 | .0 | .0 | .0 | .0 | .0 | .0 | .0 |
| **35m/s** | .0 | .0 | .0 | .0 | .0 | .0 | .0 | .0 | .0 | .0 | .0 | .0 | .0 | .0 | .0 | .0 | .0 |
| **40m/s** | .0 | .0 | .0 | .0 | .0 | .0 | .0 | .0 | .0 | .0 | .0 | .0 | .0 | .0 | .0 | .0 | .0 |
| **100m/s** | | | | | | | | | | | | | | | | | |
| 合計 (%) | 1.2 | 3.9 | 3.6 | 1.3 | .7 | 1.7 | 1.2 | 9.5 | 5.4 | 9.1 | 2.7 | 2.4 | 12.6 | 8.1 | 4.8 | 3.1 | 71.5 |

[註**1**]: 風速介於 **1.0m/s~ 2.0m/s** 佔 **16.4%** 。主風向 **W** 佔 **12.6%** 。

[註**2**]: 風速平均值 **= 1.9m/s** , 風速最大值 **= 8.1m/s** , 其風向爲 **SSE**。

[註**3**]: 風速小於**5m/s** 佔 **92.2%**; 介於**5~10m/s** 佔 **7.8%** ; 風速大於**10m/s** 佔 **.0%**。

[註**4**]: 風向介於 **N~E** 佔 **10.2%**;**E~S** 佔 **16.9%** ;**S~W** 佔 **21.2%** ;**W~N** 佔 **23.1%**; 靜風佔 **28.5%** 。

[註**5**]: 資料每小時記錄一次 , 合計 **744**筆 **(100.0%)** , 檔名 : **W077KHX0.1HA** 。

# 表6.5.9　2007年 8月 高雄港測站 X 風速及風向聯合分佈百分比 (%) 統計表

**2007年 8月 1日 0時 ~ 2007年 8月31日23時**

| 風向<br>風速 | N | NNE | NE | ENE | E | ESE | SE | SSE | S | SSW | SW | WSW | W | WNW | NW | NNW | 合計<br>(%) |
|---|---|---|---|---|---|---|---|---|---|---|---|---|---|---|---|---|---|
| **.3m/s** | .7 | .9 | 1.2 | .7 | .3 | .7 | .3 | .3 | .5 | 1.6 | .1 | .1 | 1.9 | .3 | .1 | .9 | 10.6 |
| **1m/s** | .7 | .5 | .8 | .1 | .3 | 1.1 | .4 | 1.7 | .3 | 1.3 | .5 | .3 | 1.2 | .1 | .4 | .4 | 10.2 |
| **2m/s** | .1 | .3 | .1 | .0 | .3 | .7 | .1 | 1.2 | .7 | .8 | .5 | .7 | 1.3 | .3 | .4 | .1 | 7.7 |
| **3m/s** | .0 | .0 | .1 | .1 | .1 | .3 | .1 | .9 | .3 | .7 | .4 | .1 | 1.2 | .3 | .3 | .1 | 5.1 |
| **4m/s** | .4 | .0 | .0 | .0 | .0 | .1 | .4 | .5 | 1.3 | .5 | .1 | .3 | .7 | .0 | .1 | .0 | 4.6 |
| **5m/s** | .0 | .1 | .0 | .1 | .0 | .0 | .3 | 1.6 | .7 | 1.5 | .3 | .3 | .1 | .1 | .1 | .0 | 5.2 |
| **6m/s** | .0 | .0 | .0 | .0 | .0 | .5 | .3 | 1.5 | .8 | 1.9 | .1 | .1 | .1 | .0 | .1 | .0 | 5.5 |
| **7m/s** | .0 | .0 | .0 | .1 | .0 | .1 | .0 | .5 | .9 | 1.3 | .3 | .1 | .0 | .0 | .0 | .0 | 3.5 |
| **8m/s** | .0 | .0 | .0 | .0 | .0 | .0 | .0 | .1 | .8 | 1.7 | .1 | .1 | .0 | .1 | .0 | .0 | 3.1 |
| **10m/s** | .0 | .0 | .0 | .0 | .0 | .1 | .0 | .0 | .0 | .1 | .0 | .1 | .3 | .1 | .0 | .0 | .8 |
| **12m/s** | .0 | .0 | .0 | .0 | .0 | .0 | .0 | .0 | .0 | .1 | .0 | .0 | .0 | .0 | .0 | .0 | .1 |
| **14m/s** | .0 | .0 | .0 | .0 | .0 | .0 | .0 | .0 | .0 | .0 | .0 | .0 | .0 | .0 | .0 | .0 | .0 |
| **16m/s** | .0 | .0 | .0 | .0 | .0 | .0 | .0 | .0 | .0 | .0 | .0 | .0 | .0 | .0 | .0 | .0 | .0 |
| **18m/s** | .0 | .0 | .0 | .0 | .0 | .0 | .0 | .0 | .0 | .0 | .0 | .0 | .0 | .0 | .0 | .0 | .0 |
| **20m/s** | .0 | .0 | .0 | .0 | .0 | .0 | .0 | .0 | .0 | .0 | .0 | .0 | .0 | .0 | .0 | .0 | .0 |
| **25m/s** | .0 | .0 | .0 | .0 | .0 | .0 | .0 | .0 | .0 | .0 | .0 | .0 | .0 | .0 | .0 | .0 | .0 |
| **30m/s** | .0 | .0 | .0 | .0 | .0 | .0 | .0 | .0 | .0 | .0 | .0 | .0 | .0 | .0 | .0 | .0 | .0 |
| **35m/s** | .0 | .0 | .0 | .0 | .0 | .0 | .0 | .0 | .0 | .0 | .0 | .0 | .0 | .0 | .0 | .0 | .0 |
| **40m/s** | .0 | .0 | .0 | .0 | .0 | .0 | .0 | .0 | .0 | .0 | .0 | .0 | .0 | .0 | .0 | .0 | .0 |
| **100m/s** | | | | | | | | | | | | | | | | | |
| 合計 (%) | 1.9 | 1.9 | 2.3 | 1.2 | .9 | 3.6 | 1.9 | 8.5 | 6.3 | 11.7 | 2.6 | 2.3 | 6.9 | 1.3 | 1.6 | 1.6 | 56.5 |

[註**1**]: 風速介於 **.3m/s~ 1.0m/s** 佔 **10.6%** 。主風向 **SSW** 佔 **11.7%** 。

[註**2**]: 風速平均值 **= 2.2m/s** , 風速最大值 **= 12.6m/s** , 其風向爲 **SSW**。

[註**3**]: 風速小於**5m/s** 佔 **81.7%**; 介於**5~10m/s** 佔 **17.4%** ; 風速大於**10m/s** 佔 **.9%**。

[註**4**]: 風向介於 **N~E** 佔 **7.0%**;**E~S** 佔 **17.1%** ;**S~W** 佔 **24.2%** ;**W~N** 佔 **8.2%**; 靜風佔 **43.5%** 。

[註**5**]: 資料每小時記錄一次 , 合計 **743**筆 ( **99.9%**) , 檔名 : **W078KHX0.1HA** 。

# 表6.5.10　2007年 9月 高雄港測站 X 風速及風向聯合分佈百分比 (%) 統計表

**2007年 9月 1日 0時 ~ 2007年 9月30日23時**

| 風向<br>風速 | N | NNE | NE | ENE | E | ESE | SE | SSE | S | SSW | SW | WSW | W | WNW | NW | NNW | 合計<br>(%) |
|---|---|---|---|---|---|---|---|---|---|---|---|---|---|---|---|---|---|
| **.3m/s** | .3 | .7 | 1.0 | .4 | .0 | .3 | .3 | .4 | .6 | 1.3 | 1.7 | .6 | 1.4 | 1.1 | .7 | .8 | 11.4 |
| **1m/s** | .0 | .8 | .6 | .4 | .0 | .1 | .1 | .3 | .4 | 1.0 | .6 | .1 | 1.4 | .7 | .4 | .4 | 7.4 |
| **2m/s** | .3 | .4 | .3 | .0 | .0 | .0 | .1 | .8 | .6 | 1.3 | .3 | .1 | 1.0 | .4 | .8 | .4 | 6.8 |
| **3m/s** | .3 | .1 | .1 | .0 | .0 | .0 | .0 | .3 | .3 | .1 | .1 | .0 | .6 | .4 | .3 | .1 | 2.8 |
| **4m/s** | .3 | .0 | .0 | .0 | .0 | .0 | .0 | .6 | .6 | .3 | .0 | .0 | .1 | .0 | .1 | .4 | 2.4 |
| **5m/s** | .1 | .0 | .0 | .0 | .0 | .0 | .0 | .1 | .0 | .1 | .0 | .0 | .0 | .0 | .0 | .0 | .4 |
| **6m/s** | .0 | .0 | .0 | .0 | .0 | .0 | .0 | .1 | .0 | .0 | .0 | .0 | .0 | .0 | .0 | .3 | .4 |
| **7m/s** | .0 | .0 | .0 | .0 | .0 | .0 | .0 | .0 | .0 | .0 | .0 | .0 | .0 | .0 | .0 | .0 | .0 |
| **8m/s** | .0 | .0 | .0 | .0 | .0 | .0 | .0 | .0 | .0 | .0 | .0 | .0 | .0 | .0 | .0 | .0 | .0 |
| **10m/s** | .0 | .0 | .0 | .0 | .0 | .0 | .0 | .0 | .0 | .0 | .0 | .0 | .0 | .0 | .0 | .0 | .0 |
| **12m/s** | .0 | .0 | .0 | .0 | .0 | .0 | .0 | .0 | .0 | .0 | .0 | .0 | .0 | .0 | .0 | .0 | .0 |
| **14m/s** | .0 | .0 | .0 | .0 | .0 | .0 | .0 | .0 | .0 | .0 | .0 | .0 | .0 | .0 | .0 | .0 | .0 |
| **16m/s** | .0 | .0 | .0 | .0 | .0 | .0 | .0 | .0 | .0 | .0 | .0 | .0 | .0 | .0 | .0 | .0 | .0 |
| **18m/s** | .0 | .0 | .0 | .0 | .0 | .0 | .0 | .0 | .0 | .0 | .0 | .0 | .0 | .0 | .0 | .0 | .0 |
| **20m/s** | .0 | .0 | .0 | .0 | .0 | .0 | .0 | .0 | .0 | .0 | .0 | .0 | .0 | .0 | .0 | .0 | .0 |
| **25m/s** | .0 | .0 | .0 | .0 | .0 | .0 | .0 | .0 | .0 | .0 | .0 | .0 | .0 | .0 | .0 | .0 | .0 |
| **30m/s** | .0 | .0 | .0 | .0 | .0 | .0 | .0 | .0 | .0 | .0 | .0 | .0 | .0 | .0 | .0 | .0 | .0 |
| **35m/s** | .0 | .0 | .0 | .0 | .0 | .0 | .0 | .0 | .0 | .0 | .0 | .0 | .0 | .0 | .0 | .0 | .0 |
| **40m/s** | .0 | .0 | .0 | .0 | .0 | .0 | .0 | .0 | .0 | .0 | .0 | .0 | .0 | .0 | .0 | .0 | .0 |
| **100m/s** | | | | | | | | | | | | | | | | | |
| 合計 (%) | 1.3 | 2.1 | 1.9 | .8 | .0 | .4 | .6 | 2.6 | 2.4 | 4.0 | 2.6 | .8 | 4.5 | 2.6 | 2.4 | 2.5 | 31.6 |

[註**1**]: 風速介於 **.3m/s~ 1.0m/s** 佔 **11.4%** 。主風向 **W** 佔 **4.5%** 。

[註**2**]: 風速平均值 **= .7m/s** , 風速最大值 **= 6.4m/s** , 其風向爲 **NNW**。

[註**3**]: 風速小於**5m/s** 佔 **99.2%**; 介於**5~10m/s** 佔 **.8%** ; 風速大於**10m/s** 佔 **.0%**。

[註**4**]: 風向介於 **N~E** 佔 **5.3%**;**E~S** 佔 **5.7%** ;**S~W** 佔 **9.3%** ;**W~N** 佔 **11.3%**; 靜風佔 **68.4%** 。

[註**5**]: 資料每小時記錄一次 , 合計 **718**筆 ( **99.7%**) , 檔名 : **W079KHX0.1HA** 。

# 表6.5.11　2007年 10月 高雄港測站 X 風速及風向聯合分佈百分比 (%) 統計表

**2007年10月 1日 0時 ~ 2007年10月31日23時**

| 風向<br>風速 | N | NNE | NE | ENE | E | ESE | SE | SSE | S | SSW | SW | WSW | W | WNW | NW | NNW | 合計<br>(%) |
|---|---|---|---|---|---|---|---|---|---|---|---|---|---|---|---|---|---|
| **.3m/s** | .0 | .0 | .0 | .0 | .0 | .0 | .0 | .0 | .0 | .0 | .0 | .1 | .9 | .4 | .1 | .3 | 1.9 |
| **1m/s** | .0 | .0 | .0 | .0 | .0 | .0 | .0 | .0 | .1 | .0 | .0 | .0 | .5 | .1 | .1 | .8 | 1.7 |
| **2m/s** | .0 | .0 | .1 | .0 | .0 | .0 | .0 | .0 | .0 | .0 | .0 | .0 | .7 | .0 | .1 | .1 | 1.1 |
| **3m/s** | .0 | .0 | .0 | .0 | .0 | .0 | .0 | .0 | .0 | .0 | .0 | .0 | .9 | .1 | .0 | .1 | 1.2 |
| **4m/s** | .0 | .0 | .0 | .0 | .0 | .0 | .0 | .0 | .0 | .0 | .0 | .0 | .1 | .0 | .0 | .0 | .1 |
| **5m/s** | .0 | .0 | .0 | .0 | .0 | .0 | .0 | .0 | .0 | .0 | .0 | .0 | .1 | .0 | .0 | .1 | .3 |
| **6m/s** | .1 | .0 | .0 | .0 | .0 | .0 | .0 | .0 | .0 | .0 | .0 | .0 | .0 | .0 | .0 | .1 | .3 |
| **7m/s** | .0 | .0 | .0 | .0 | .0 | .0 | .0 | .0 | .0 | .0 | .0 | .0 | .1 | .0 | .0 | .0 | .1 |
| **8m/s** | .0 | .0 | .0 | .0 | .0 | .0 | .0 | .0 | .0 | .0 | .0 | .0 | .0 | .1 | .1 | .0 | .3 |
| **10m/s** | .0 | .0 | .0 | .0 | .0 | .0 | .0 | .0 | .0 | .0 | .0 | .0 | .0 | .1 | .4 | .3 | .8 |
| **12m/s** | .0 | .0 | .0 | .0 | .0 | .0 | .0 | .0 | .0 | .0 | .0 | .0 | .0 | .1 | .3 | .1 | .5 |
| **14m/s** | .0 | .0 | .0 | .0 | .0 | .0 | .0 | .0 | .0 | .0 | .0 | .0 | .0 | .0 | .0 | .0 | .0 |
| **16m/s** | .0 | .0 | .0 | .0 | .0 | .0 | .0 | .0 | .0 | .0 | .0 | .0 | .0 | .0 | .0 | .0 | .0 |
| **18m/s** | .0 | .0 | .0 | .0 | .0 | .0 | .0 | .0 | .0 | .0 | .0 | .0 | .0 | .0 | .0 | .0 | .0 |
| **20m/s** | .0 | .0 | .0 | .0 | .0 | .0 | .0 | .0 | .0 | .0 | .0 | .0 | .0 | .0 | .0 | .0 | .0 |
| **25m/s** | .0 | .0 | .0 | .0 | .0 | .0 | .0 | .0 | .0 | .0 | .0 | .0 | .0 | .0 | .0 | .0 | .0 |
| **30m/s** | .0 | .0 | .0 | .0 | .0 | .0 | .0 | .0 | .0 | .0 | .0 | .0 | .0 | .0 | .0 | .0 | .0 |
| **35m/s** | .0 | .0 | .0 | .0 | .0 | .0 | .0 | .0 | .0 | .0 | .0 | .0 | .0 | .0 | .0 | .0 | .0 |
| **40m/s** | .0 | .0 | .0 | .0 | .0 | .0 | .0 | .0 | .0 | .0 | .0 | .0 | .0 | .0 | .0 | .0 | .0 |
| **100m/s** | | | | | | | | | | | | | | | | | |
| 合計 (%) | .1 | .0 | .1 | .0 | .0 | .0 | .0 | .0 | .1 | .0 | .0 | .1 | 3.5 | 1.1 | 1.2 | 2.0 | 8.3 |

[註1]: 風速介於 **.3m/s~ 1.0m/s** 佔 **1.9%** 。主風向 **W** 佔 **3.5%** 。

[註2]: 風速平均值 = **.5m/s** , 風速最大值 = **13.2m/s** , 其風向爲 **NW** 。

[註3]: 風速小於**5m/s** 佔 **97.7%**; 介於**5~10m/s** 佔 **.9%** ; 風速大於**10m/s** 佔 **1.3%**。

[註4]: 風向介於 **N~E** 佔 **.1%**;**E~S** 佔 **.1%** ;**S~W** 佔 **1.2%** ;**W~N** 佔 **6.9%**; 靜風佔 **91.7%** 。

[註5]: 資料每小時記錄一次 , 合計 **743**筆 ( **99.9%**) , 檔名 : **W07AKHX0.1HA** 。

# 表6.5.12　2007年 11月 高雄港測站 X 風速及風向聯合分佈百分比 (%) 統計表

**2007年11月 1日 0時 ~ 2007年11月30日23時**

| 風向<br>風速 | N | NNE | NE | ENE | E | ESE | SE | SSE | S | SSW | SW | WSW | W | WNW | NW | NNW | 合計<br>(%) |
|---|---|---|---|---|---|---|---|---|---|---|---|---|---|---|---|---|---|
| **.3m/s** | 2.2 | 1.8 | .8 | .0 | .0 | .0 | .1 | .0 | .0 | .1 | .1 | .0 | 1.0 | .3 | .4 | 1.9 | 8.9 |
| **1m/s** | 7.8 | 8.9 | 1.9 | .1 | .0 | .0 | .1 | .0 | .0 | .3 | .3 | .1 | 2.5 | 1.5 | 2.1 | 8.3 | 34.0 |
| **2m/s** | 8.6 | 7.8 | .8 | .0 | .0 | .0 | .1 | .0 | .0 | .0 | .0 | .4 | 2.8 | 1.7 | 2.2 | 5.6 | 30.0 |
| **3m/s** | 5.1 | 5.1 | .1 | .0 | .0 | .0 | .0 | .0 | .0 | .0 | .0 | .1 | 3.2 | .8 | .8 | 2.6 | 18.1 |
| **4m/s** | 1.8 | 2.5 | .0 | .0 | .0 | .0 | .0 | .0 | .0 | .0 | .0 | .0 | .8 | .4 | .4 | .1 | 6.1 |
| **5m/s** | 1.3 | .8 | .1 | .0 | .0 | .0 | .0 | .0 | .0 | .0 | .0 | .0 | .3 | .0 | .0 | .0 | 2.5 |
| **6m/s** | .3 | .0 | .0 | .0 | .0 | .0 | .0 | .0 | .0 | .0 | .0 | .0 | .0 | .0 | .0 | .0 | .3 |
| **7m/s** | .0 | .0 | .0 | .0 | .0 | .0 | .0 | .0 | .0 | .0 | .0 | .0 | .0 | .0 | .0 | .0 | .0 |
| **8m/s** | .0 | .0 | .0 | .0 | .0 | .0 | .0 | .0 | .0 | .0 | .0 | .0 | .0 | .0 | .0 | .0 | .0 |
| **10m/s** | .0 | .0 | .0 | .0 | .0 | .0 | .0 | .0 | .0 | .0 | .0 | .0 | .0 | .0 | .0 | .0 | .0 |
| **12m/s** | .0 | .0 | .0 | .0 | .0 | .0 | .0 | .0 | .0 | .0 | .0 | .0 | .0 | .0 | .0 | .0 | .0 |
| **14m/s** | .0 | .0 | .0 | .0 | .0 | .0 | .0 | .0 | .0 | .0 | .0 | .0 | .0 | .0 | .0 | .0 | .0 |
| **16m/s** | .0 | .0 | .0 | .0 | .0 | .0 | .0 | .0 | .0 | .0 | .0 | .0 | .0 | .0 | .0 | .0 | .0 |
| **18m/s** | .0 | .0 | .0 | .0 | .0 | .0 | .0 | .0 | .0 | .0 | .0 | .0 | .0 | .0 | .0 | .0 | .0 |
| **20m/s** | .0 | .0 | .0 | .0 | .0 | .0 | .0 | .0 | .0 | .0 | .0 | .0 | .0 | .0 | .0 | .0 | .0 |
| **25m/s** | .0 | .0 | .0 | .0 | .0 | .0 | .0 | .0 | .0 | .0 | .0 | .0 | .0 | .0 | .0 | .0 | .0 |
| **30m/s** | .0 | .0 | .0 | .0 | .0 | .0 | .0 | .0 | .0 | .0 | .0 | .0 | .0 | .0 | .0 | .0 | .0 |
| **35m/s** | .0 | .0 | .0 | .0 | .0 | .0 | .0 | .0 | .0 | .0 | .0 | .0 | .0 | .0 | .0 | .0 | .0 |
| **40m/s** | .0 | .0 | .0 | .0 | .0 | .0 | .0 | .0 | .0 | .0 | .0 | .0 | .0 | .0 | .0 | .0 | .0 |
| **100m/s** | | | | | | | | | | | | | | | | | |
| 合計 (%) | 27.1 | 26.9 | 3.9 | .1 | .0 | .0 | .4 | .0 | .0 | .4 | .4 | .7 | 10.6 | 4.7 | 6.0 | 18.6 | 99.9 |

[註**1**]: 風速介於 **1.0m/s~ 2.0m/s** 佔 **34.0%** 。主風向 **N** 佔 **27.1%** 。

[註**2**]: 風速平均值 **= 2.4m/s** , 風速最大值 **= 6.5m/s** , 其風向爲 **N** 。

[註**3**]: 風速小於**5m/s** 佔 **97.2%**; 介於**5~10m/s** 佔 **2.8%** ; 風速大於**10m/s** 佔 **.0%**。

[註**4**]: 風向介於 **N~E** 佔 **52.4%**;**E~S** 佔 **.4%** ;**S~W** 佔 **4.2%** ;**W~N** 佔 **42.9%**; 靜風佔 **.1%** 。

[註**5**]: 資料每小時記錄一次 , 合計 **720**筆 **(100.0%)** , 檔名 : **W07BKHX0.1HA** 。

# 表6.5.13　2007年 冬季 高雄港測站 X 風速及風向聯合分佈百分比 (%) 統計表

**2006年12月 1日 1時 ~ 2007年 2月28日23時**

| 風向<br>風速 | N | NNE | NE | ENE | E | ESE | SE | SSE | S | SSW | SW | WSW | W | WNW | NW | NNW | 合計<br>(%) |
|---|---|---|---|---|---|---|---|---|---|---|---|---|---|---|---|---|---|
| **.3m/s** | 4.7 | 2.2 | .3 | .0 | .0 | .1 | .0 | .1 | .0 | .0 | .1 | .2 | 1.0 | .5 | 1.0 | 2.7 | 12.9 |
| **1m/s** | 7.2 | 3.1 | .1 | .1 | .0 | .1 | .0 | .1 | .0 | .0 | .0 | .2 | 1.5 | .8 | 1.5 | 4.0 | 19.0 |
| **2m/s** | 8.9 | 3.5 | .2 | .0 | .0 | .0 | .0 | .2 | .0 | .1 | .1 | .3 | 3.1 | .4 | 1.3 | 3.8 | 22.1 |
| **3m/s** | 7.0 | 2.8 | .2 | .0 | .0 | .0 | .0 | .1 | .1 | .0 | .0 | .2 | 1.8 | .7 | .6 | 2.5 | 16.2 |
| **4m/s** | 3.4 | 1.9 | .0 | .0 | .0 | .0 | .0 | .0 | .0 | .1 | .0 | .0 | .2 | .2 | .3 | 1.3 | 7.5 |
| **5m/s** | 1.3 | .5 | .0 | .0 | .0 | .0 | .0 | .3 | .2 | .0 | .0 | .0 | .0 | .1 | .1 | .5 | 3.0 |
| **6m/s** | .2 | .0 | .0 | .0 | .0 | .0 | .0 | .0 | .0 | .0 | .0 | .0 | .0 | .0 | .0 | .2 | .5 |
| **7m/s** | .0 | .0 | .0 | .0 | .0 | .0 | .0 | .0 | .0 | .0 | .0 | .0 | .0 | .0 | .0 | .0 | .0 |
| **8m/s** | .0 | .0 | .0 | .0 | .0 | .0 | .0 | .0 | .0 | .0 | .0 | .0 | .0 | .0 | .0 | .0 | .0 |
| **10m/s** | .0 | .0 | .0 | .0 | .0 | .0 | .0 | .0 | .0 | .0 | .0 | .0 | .0 | .0 | .0 | .0 | .0 |
| **12m/s** | .0 | .0 | .0 | .0 | .0 | .0 | .0 | .0 | .0 | .0 | .0 | .0 | .0 | .0 | .0 | .0 | .0 |
| **14m/s** | .0 | .0 | .0 | .0 | .0 | .0 | .0 | .0 | .0 | .0 | .0 | .0 | .0 | .0 | .0 | .0 | .0 |
| **16m/s** | .0 | .0 | .0 | .0 | .0 | .0 | .0 | .0 | .0 | .0 | .0 | .0 | .0 | .0 | .0 | .0 | .0 |
| **18m/s** | .0 | .0 | .0 | .0 | .0 | .0 | .0 | .0 | .0 | .0 | .0 | .0 | .0 | .0 | .0 | .0 | .0 |
| **20m/s** | .0 | .0 | .0 | .0 | .0 | .0 | .0 | .0 | .0 | .0 | .0 | .0 | .0 | .0 | .0 | .0 | .0 |
| **25m/s** | .0 | .0 | .0 | .0 | .0 | .0 | .0 | .0 | .0 | .0 | .0 | .0 | .0 | .0 | .0 | .0 | .0 |
| **30m/s** | .0 | .0 | .0 | .0 | .0 | .0 | .0 | .0 | .0 | .0 | .0 | .0 | .0 | .0 | .0 | .0 | .0 |
| **35m/s** | .0 | .0 | .0 | .0 | .0 | .0 | .0 | .0 | .0 | .0 | .0 | .0 | .0 | .0 | .0 | .0 | .0 |
| **40m/s** | .0 | .0 | .0 | .0 | .0 | .0 | .0 | .0 | .0 | .0 | .0 | .0 | .0 | .0 | .0 | .0 | .0 |
| **100m/s** | | | | | | | | | | | | | | | | | |
| 合計 (%) | 32.8 | 14.0 | .8 | .1 | .0 | .2 | .1 | 1.0 | .5 | .3 | .3 | .9 | 7.6 | 2.7 | 4.8 | 15.0 | 81.1 |

[註**1**]: 風速介於 **2.0m/s~ 3.0m/s** 佔 **22.1%** 。主風向 **N** 佔 **32.8%** 。

[註**2**]: 風速平均值 **= 2.0m/s** , 風速最大值 **= 6.9m/s** , 其風向爲 **NNW**。

[註**3**]: 風速小於**5m/s** 佔 **96.6%**; 介於**5~10m/s** 佔 **3.4%** ; 風速大於**10m/s** 佔 **.0%**。

[註**4**]: 風向介於 **N~E** 佔 **38.6%**;**E~S** 佔 **1.7%** ;**S~W** 佔 **4.8%** ;**W~N** 佔 **36.0%**; 靜風佔 **18.9%** 。

[註**5**]: 資料每小時記錄一次 , 合計 **2159**筆 **(100.0%)** , 檔名 : **W07WKHX0.1HY** 。

# 表6.5.14　2007年 春季 高雄港測站 X 風速及風向聯合分佈百分比 (%) 統計表

**2007年 3月 1日 0時 ~ 2007年 5月31日23時**

| 風向<br>風速 | N | NNE | NE | ENE | E | ESE | SE | SSE | S | SSW | SW | WSW | W | WNW | NW | NNW | 合計<br>(%) |
|---|---|---|---|---|---|---|---|---|---|---|---|---|---|---|---|---|---|
| **.3m/s** | 2.7 | 3.5 | .8 | .1 | .1 | .1 | .1 | .5 | .2 | 1.4 | 1.0 | 1.0 | 2.5 | 1.5 | 1.5 | 1.7 | 18.9 |
| **1m/s** | 3.8 | 4.0 | .9 | .1 | .0 | .2 | .1 | .8 | .4 | 1.4 | 1.0 | .5 | 3.0 | 1.5 | 1.3 | 1.9 | 20.8 |
| **2m/s** | 2.4 | 1.6 | .4 | .0 | .0 | .0 | .0 | .6 | .5 | 1.1 | .4 | .3 | 4.5 | 1.5 | .7 | 1.5 | 15.6 |
| **3m/s** | 1.2 | .8 | .0 | .0 | .0 | .0 | .0 | .5 | .3 | .6 | .0 | .2 | 4.5 | .9 | .2 | .5 | 10.1 |
| **4m/s** | .7 | .4 | .0 | .0 | .0 | .0 | .0 | .4 | .3 | .2 | .0 | .2 | 1.6 | .4 | .3 | .1 | 4.5 |
| **5m/s** | .4 | .0 | .0 | .0 | .0 | .0 | .0 | .6 | .2 | .0 | .0 | .0 | .3 | .1 | .1 | .1 | 1.9 |
| **6m/s** | .0 | .3 | .0 | .0 | .0 | .0 | .0 | .3 | .0 | .0 | .0 | .0 | .0 | .0 | .0 | .0 | .7 |
| **7m/s** | .0 | .0 | .0 | .0 | .0 | .0 | .0 | .1 | .0 | .0 | .0 | .0 | .0 | .0 | .0 | .0 | .3 |
| **8m/s** | .0 | .0 | .0 | .0 | .0 | .0 | .0 | .0 | .0 | .0 | .0 | .0 | .0 | .0 | .0 | .0 | .0 |
| **10m/s** | .0 | .0 | .0 | .0 | .0 | .0 | .0 | .0 | .0 | .0 | .0 | .0 | .0 | .0 | .0 | .0 | .0 |
| **12m/s** | .0 | .0 | .0 | .0 | .0 | .0 | .0 | .0 | .0 | .0 | .0 | .0 | .0 | .0 | .0 | .0 | .0 |
| **14m/s** | .0 | .0 | .0 | .0 | .0 | .0 | .0 | .0 | .0 | .0 | .0 | .0 | .0 | .0 | .0 | .0 | .0 |
| **16m/s** | .0 | .0 | .0 | .0 | .0 | .0 | .0 | .0 | .0 | .0 | .0 | .0 | .0 | .0 | .0 | .0 | .0 |
| **18m/s** | .0 | .0 | .0 | .0 | .0 | .0 | .0 | .0 | .0 | .0 | .0 | .0 | .0 | .0 | .0 | .0 | .0 |
| **20m/s** | .0 | .0 | .0 | .0 | .0 | .0 | .0 | .0 | .0 | .0 | .0 | .0 | .0 | .0 | .0 | .0 | .0 |
| **25m/s** | .0 | .0 | .0 | .0 | .0 | .0 | .0 | .0 | .0 | .0 | .0 | .0 | .0 | .0 | .0 | .0 | .0 |
| **30m/s** | .0 | .0 | .0 | .0 | .0 | .0 | .0 | .0 | .0 | .0 | .0 | .0 | .0 | .0 | .0 | .0 | .0 |
| **35m/s** | .0 | .0 | .0 | .0 | .0 | .0 | .0 | .0 | .0 | .0 | .0 | .0 | .0 | .0 | .0 | .0 | .0 |
| **40m/s** | .0 | .0 | .0 | .0 | .0 | .0 | .0 | .0 | .0 | .0 | .0 | .0 | .0 | .0 | .0 | .0 | .0 |
| **100m/s** | | | | | | | | | | | | | | | | | |
| 合計 (%) | 11.3 | 10.7 | 2.1 | .2 | .2 | .4 | .4 | 3.9 | 1.9 | 4.8 | 2.4 | 2.0 | 16.4 | 6.0 | 4.2 | 6.0 | 72.9 |

[註1]: 風速介於 **1.0m/s~ 2.0m/s** 佔 **20.8%** 。主風向 **W** 佔 **16.4%** 。

[註2]: 風速平均值 = **1.6m/s** , 風速最大值 = **9.2m/s** , 其風向爲 **SSE**。

[註3]: 風速小於**5m/s** 佔 **97.1%**; 介於**5~10m/s** 佔 **2.9%** ; 風速大於**10m/s** 佔 **.0%**。

[註4]: 風向介於 **N~E** 佔 **20.8%**;**E~S** 佔 **6.3%** ;**S~W** 佔 **17.4%** ;**W~N** 佔 **28.4%**; 靜風佔 **27.1%** 。

[註5]: 資料每小時記錄一次 , 合計 **2208**筆 **(100.0%)** , 檔名 : **W07NKHX0.1HY** 。

# 表6.5.15　2007年 夏季 高雄港測站 X 風速及風向聯合分佈百分比 (%) 統計表

**2007年 6月 1日 0時 ~ 2007年 8月31日23時**

| 風向<br>風速 | N | NNE | NE | ENE | E | ESE | SE | SSE | S | SSW | SW | WSW | W | WNW | NW | NNW | 合計<br>(%) |
|---|---|---|---|---|---|---|---|---|---|---|---|---|---|---|---|---|---|
| **.3m/s** | | | | | | | | | | | | | | | | | |
| | .9 | 1.6 | 1.7 | .7 | .3 | .9 | .4 | .3 | .6 | 1.4 | .8 | .3 | 2.1 | .7 | .8 | .9 | 14.3 |
| **1m/s** | | | | | | | | | | | | | | | | | |
| | .7 | 1.0 | 1.1 | .2 | .2 | .6 | .3 | 1.3 | .8 | 1.7 | .7 | .5 | 1.7 | 1.1 | .7 | .9 | 13.6 |
| **2m/s** | | | | | | | | | | | | | | | | | |
| | .1 | .6 | .5 | .0 | .1 | .5 | .4 | 1.0 | .7 | 1.9 | .3 | .8 | 2.6 | 1.2 | .6 | .2 | 11.6 |
| **3m/s** | | | | | | | | | | | | | | | | | |
| | .0 | .0 | .2 | .1 | .0 | .1 | .1 | .9 | .3 | .8 | .4 | .5 | 2.3 | 1.0 | .5 | .1 | 7.6 |
| **4m/s** | | | | | | | | | | | | | | | | | |
| | .1 | .0 | .0 | .0 | .0 | .0 | .2 | 1.2 | 1.0 | .6 | .0 | .1 | 1.0 | .2 | .2 | .0 | 4.7 |
| **5m/s** | | | | | | | | | | | | | | | | | |
| | .0 | .0 | .0 | .0 | .0 | .0 | .2 | 2.3 | .7 | .8 | .1 | .1 | .2 | .2 | .0 | .0 | 4.6 |
| **6m/s** | | | | | | | | | | | | | | | | | |
| | .0 | .0 | .0 | .0 | .0 | .2 | .2 | 1.9 | 1.0 | .6 | .0 | .0 | .0 | .0 | .0 | .0 | 4.0 |
| **7m/s** | | | | | | | | | | | | | | | | | |
| | .0 | .0 | .0 | .0 | .0 | .0 | .1 | 1.3 | .7 | .5 | .1 | .0 | .0 | .0 | .0 | .0 | 2.9 |
| **8m/s** | | | | | | | | | | | | | | | | | |
| | .0 | .0 | .0 | .0 | .0 | .0 | .0 | .8 | .3 | .6 | .0 | .0 | .0 | .0 | .0 | .0 | 1.9 |
| **10m/s** | | | | | | | | | | | | | | | | | |
| | .0 | .0 | .0 | .0 | .0 | .0 | .0 | .0 | .0 | .0 | .0 | .0 | .1 | .0 | .0 | .0 | .3 |
| **12m/s** | | | | | | | | | | | | | | | | | |
| | .0 | .0 | .0 | .0 | .0 | .0 | .0 | .0 | .0 | .0 | .0 | .0 | .0 | .0 | .0 | .0 | .0 |
| **14m/s** | | | | | | | | | | | | | | | | | |
| | .0 | .0 | .0 | .0 | .0 | .0 | .0 | .0 | .0 | .0 | .0 | .0 | .0 | .0 | .0 | .0 | .0 |
| **16m/s** | | | | | | | | | | | | | | | | | |
| | .0 | .0 | .0 | .0 | .0 | .0 | .0 | .0 | .0 | .0 | .0 | .0 | .0 | .0 | .0 | .0 | .0 |
| **18m/s** | | | | | | | | | | | | | | | | | |
| | .0 | .0 | .0 | .0 | .0 | .0 | .0 | .0 | .0 | .0 | .0 | .0 | .0 | .0 | .0 | .0 | .0 |
| **20m/s** | | | | | | | | | | | | | | | | | |
| | .0 | .0 | .0 | .0 | .0 | .0 | .0 | .0 | .0 | .0 | .0 | .0 | .0 | .0 | .0 | .0 | .0 |
| **25m/s** | | | | | | | | | | | | | | | | | |
| | .0 | .0 | .0 | .0 | .0 | .0 | .0 | .0 | .0 | .0 | .0 | .0 | .0 | .0 | .0 | .0 | .0 |
| **30m/s** | | | | | | | | | | | | | | | | | |
| | .0 | .0 | .0 | .0 | .0 | .0 | .0 | .0 | .0 | .0 | .0 | .0 | .0 | .0 | .0 | .0 | .0 |
| **35m/s** | | | | | | | | | | | | | | | | | |
| | .0 | .0 | .0 | .0 | .0 | .0 | .0 | .0 | .0 | .0 | .0 | .0 | .0 | .0 | .0 | .0 | .0 |
| **40m/s** | | | | | | | | | | | | | | | | | |
| | .0 | .0 | .0 | .0 | .0 | .0 | .0 | .0 | .0 | .0 | .0 | .0 | .0 | .0 | .0 | .0 | .0 |
| **100m/s** | | | | | | | | | | | | | | | | | |
| 合計 (%) | 1.8 | 3.3 | 3.4 | 1.2 | .7 | 2.5 | 1.8 | 10.9 | 6.2 | 8.9 | 2.5 | 2.4 | 10.0 | 4.6 | 3.0 | 2.2 | 65.3 |

[註1]: 風速介於 **.3m/s~ 1.0m/s** 佔 **14.3%** 。主風向 **SSE** 佔 **10.9%** 。

[註2]: 風速平均值 = **2.0m/s** , 風速最大值 = **12.6m/s** , 其風向爲 **SSW**。

[註3]: 風速小於**5m/s** 佔 **86.4%**; 介於**5~10m/s** 佔 **13.3%** ; 風速大於**10m/s** 佔 **.3%**。

[註4]: 風向介於 **N~E** 佔 **9.6%**;**E~S** 佔 **19.4%** ;**S~W** 佔 **20.7%** ;**W~N** 佔 **15.6%**; 靜風佔 **34.7%** 。

[註5]: 資料每小時記錄一次 , 合計 **2207**筆 **(100.0%)** , 檔名 : **W07SKHX0.1HY** 。

# 表6.5.16　2007年 秋季 高雄港測站 X 風速及風向聯合分佈百分比 (%) 統計表

**2007年 9月 1日 0時 ~ 2007年11月30日23時**

| 風向<br>風速 | N | NNE | NE | ENE | E | ESE | SE | SSE | S | SSW | SW | WSW | W | WNW | NW | NNW | 合計<br>(%) |
|---|---|---|---|---|---|---|---|---|---|---|---|---|---|---|---|---|---|
| **.3m/s** | .8 | .8 | .6 | .1 | .0 | .1 | .1 | .1 | .2 | .5 | .6 | .2 | 1.1 | .6 | .4 | 1.0 | 7.3 |
| **1m/s** | 2.6 | 3.2 | .8 | .2 | .0 | .0 | .1 | .1 | .2 | .4 | .3 | .1 | 1.5 | .8 | .9 | 3.2 | 14.3 |
| **2m/s** | 2.9 | 2.7 | .4 | .0 | .0 | .0 | .1 | .3 | .2 | .4 | .1 | .2 | 1.5 | .7 | 1.1 | 2.0 | 12.5 |
| **3m/s** | 1.8 | 1.7 | .1 | .0 | .0 | .0 | .0 | .1 | .1 | .0 | .0 | .0 | 1.6 | .5 | .4 | 1.0 | 7.3 |
| **4m/s** | .7 | .8 | .0 | .0 | .0 | .0 | .0 | .2 | .2 | .1 | .0 | .0 | .4 | .1 | .2 | .2 | 2.8 |
| **5m/s** | .5 | .3 | .0 | .0 | .0 | .0 | .0 | .0 | .0 | .0 | .0 | .0 | .1 | .0 | .0 | .0 | 1.1 |
| **6m/s** | .1 | .0 | .0 | .0 | .0 | .0 | .0 | .0 | .0 | .0 | .0 | .0 | .0 | .0 | .0 | .1 | .3 |
| **7m/s** | .0 | .0 | .0 | .0 | .0 | .0 | .0 | .0 | .0 | .0 | .0 | .0 | .0 | .0 | .0 | .0 | .0 |
| **8m/s** | .0 | .0 | .0 | .0 | .0 | .0 | .0 | .0 | .0 | .0 | .0 | .0 | .0 | .0 | .0 | .0 | .1 |
| **10m/s** | .0 | .0 | .0 | .0 | .0 | .0 | .0 | .0 | .0 | .0 | .0 | .0 | .0 | .0 | .1 | .1 | .3 |
| **12m/s** | .0 | .0 | .0 | .0 | .0 | .0 | .0 | .0 | .0 | .0 | .0 | .0 | .0 | .0 | .1 | .0 | .2 |
| **14m/s** | .0 | .0 | .0 | .0 | .0 | .0 | .0 | .0 | .0 | .0 | .0 | .0 | .0 | .0 | .0 | .0 | .0 |
| **16m/s** | .0 | .0 | .0 | .0 | .0 | .0 | .0 | .0 | .0 | .0 | .0 | .0 | .0 | .0 | .0 | .0 | .0 |
| **18m/s** | .0 | .0 | .0 | .0 | .0 | .0 | .0 | .0 | .0 | .0 | .0 | .0 | .0 | .0 | .0 | .0 | .0 |
| **20m/s** | .0 | .0 | .0 | .0 | .0 | .0 | .0 | .0 | .0 | .0 | .0 | .0 | .0 | .0 | .0 | .0 | .0 |
| **25m/s** | .0 | .0 | .0 | .0 | .0 | .0 | .0 | .0 | .0 | .0 | .0 | .0 | .0 | .0 | .0 | .0 | .0 |
| **30m/s** | .0 | .0 | .0 | .0 | .0 | .0 | .0 | .0 | .0 | .0 | .0 | .0 | .0 | .0 | .0 | .0 | .0 |
| **35m/s** | .0 | .0 | .0 | .0 | .0 | .0 | .0 | .0 | .0 | .0 | .0 | .0 | .0 | .0 | .0 | .0 | .0 |
| **40m/s** | .0 | .0 | .0 | .0 | .0 | .0 | .0 | .0 | .0 | .0 | .0 | .0 | .0 | .0 | .0 | .0 | .0 |
| **100m/s** | | | | | | | | | | | | | | | | | |
| 合計 (%) | 9.4 | 9.6 | 2.0 | .3 | .0 | .1 | .3 | .9 | .8 | 1.5 | 1.0 | .6 | 6.1 | 2.8 | 3.2 | 7.7 | 46.2 |

[註1]: 風速介於 **1.0m/s~ 2.0m/s** 佔 **14.3%** 。主風向 **NNE** 佔 **9.6%** 。

[註2]: 風速平均值 = **1.2m/s** , 風速最大值 = **13.2m/s** , 其風向爲 **NW** 。

[註3]: 風速小於**5m/s** 佔 **98.0%**; 介於**5~10m/s** 佔 **1.5%** ; 風速大於**10m/s** 佔 **.5%**。

[註4]: 風向介於 **N~E** 佔 **19.1%**;**E~S** 佔 **2.1%** ;**S~W** 佔 **4.9%** ;**W~N** 佔 **20.2%**; 靜風佔 **53.8%** 。

[註5]: 資料每小時記錄一次 , 合計 **2181**筆 ( **99.9%**) , 檔名 : **W07FKHX0.1HY** 。

# 表6.5.17　2007年 整年 高雄港測站 X 風速及風向聯合分佈百分比 (%) 統計表

**2006年12月 1日 1時 ~ 2007年11月30日23時**

| 風向<br>風速 | N | NNE | NE | ENE | E | ESE | SE | SSE | S | SSW | SW | WSW | W | WNW | NW | NNW | 合計<br>(%) |
|---|---|---|---|---|---|---|---|---|---|---|---|---|---|---|---|---|---|
| **.3m/s** | 2.3 | 2.0 | .8 | .3 | .1 | .3 | .1 | .3 | .3 | .8 | .6 | .4 | 1.7 | .8 | .9 | 1.6 | 13.4 |
| **1m/s** | 3.6 | 2.8 | .7 | .1 | .0 | .2 | .1 | .6 | .4 | .9 | .5 | .3 | 1.9 | 1.1 | 1.1 | 2.5 | 16.9 |
| **2m/s** | 3.6 | 2.1 | .4 | .0 | .0 | .1 | .1 | .5 | .4 | .9 | .2 | .4 | 2.9 | .9 | .9 | 1.9 | 15.4 |
| **3m/s** | 2.5 | 1.3 | .1 | .0 | .0 | .0 | .1 | .4 | .2 | .4 | .1 | .2 | 2.5 | .8 | .4 | 1.0 | 10.2 |
| **4m/s** | 1.2 | .8 | .0 | .0 | .0 | .0 | .0 | .5 | .4 | .2 | .0 | .1 | .8 | .2 | .2 | .4 | 4.9 |
| **5m/s** | .5 | .2 | .0 | .0 | .0 | .0 | .1 | .8 | .3 | .2 | .0 | .0 | .2 | .1 | .1 | .2 | 2.6 |
| **6m/s** | .1 | .1 | .0 | .0 | .0 | .0 | .1 | .6 | .2 | .2 | .0 | .0 | .0 | .0 | .0 | .1 | 1.4 |
| **7m/s** | .0 | .0 | .0 | .0 | .0 | .0 | .0 | .4 | .2 | .1 | .0 | .0 | .0 | .0 | .0 | .0 | .8 |
| **8m/s** | .0 | .0 | .0 | .0 | .0 | .0 | .0 | .2 | .1 | .1 | .0 | .0 | .0 | .0 | .0 | .0 | .5 |
| **10m/s** | .0 | .0 | .0 | .0 | .0 | .0 | .0 | .0 | .0 | .0 | .0 | .0 | .0 | .0 | .0 | .0 | .1 |
| **12m/s** | .0 | .0 | .0 | .0 | .0 | .0 | .0 | .0 | .0 | .0 | .0 | .0 | .0 | .0 | .0 | .0 | .1 |
| **14m/s** | .0 | .0 | .0 | .0 | .0 | .0 | .0 | .0 | .0 | .0 | .0 | .0 | .0 | .0 | .0 | .0 | .0 |
| **16m/s** | .0 | .0 | .0 | .0 | .0 | .0 | .0 | .0 | .0 | .0 | .0 | .0 | .0 | .0 | .0 | .0 | .0 |
| **18m/s** | .0 | .0 | .0 | .0 | .0 | .0 | .0 | .0 | .0 | .0 | .0 | .0 | .0 | .0 | .0 | .0 | .0 |
| **20m/s** | .0 | .0 | .0 | .0 | .0 | .0 | .0 | .0 | .0 | .0 | .0 | .0 | .0 | .0 | .0 | .0 | .0 |
| **25m/s** | .0 | .0 | .0 | .0 | .0 | .0 | .0 | .0 | .0 | .0 | .0 | .0 | .0 | .0 | .0 | .0 | .0 |
| **30m/s** | .0 | .0 | .0 | .0 | .0 | .0 | .0 | .0 | .0 | .0 | .0 | .0 | .0 | .0 | .0 | .0 | .0 |
| **35m/s** | .0 | .0 | .0 | .0 | .0 | .0 | .0 | .0 | .0 | .0 | .0 | .0 | .0 | .0 | .0 | .0 | .0 |
| **40m/s** | .0 | .0 | .0 | .0 | .0 | .0 | .0 | .0 | .0 | .0 | .0 | .0 | .0 | .0 | .0 | .0 | .0 |
| **100m/s** | | | | | | | | | | | | | | | | | |
| 合計 (%) | 13.8 | 9.4 | 2.1 | .5 | .2 | .8 | .7 | 4.2 | 2.4 | 3.9 | 1.5 | 1.5 | 10.1 | 4.0 | 3.8 | 7.7 | 66.4 |

[註1]: 風速介於 **1.0m/s~ 2.0m/s** 佔 **16.9%** 。主風向 **N** 佔 **13.8%** 。

[註2]: 風速平均值 = **1.7m/s** , 風速最大值 = **13.2m/s** , 其風向爲 **NW** 。

[註3]: 風速小於**5m/s** 佔 **94.5%**; 介於**5~10m/s** 佔 **5.3%** ; 風速大於**10m/s** 佔 **.2%**。

[註4]: 風向介於 **N~E** 佔 **21.9%**;**E~S** 佔 **7.4%** ;**S~W** 佔 **12.0%** ;**W~N** 佔 **25.0%**; 靜風佔 **33.6%** 。

[註5]: 資料每小時記錄一次 , 合計 **8755**筆 ( **99.9%**) , 檔名 : **W070KHX0.1HY** 。

# 表6.5.18　歷年 12月 高雄港測站 X 風速及風向聯合分佈百分比 (%) 統計表

**2003年12月 1日 1時 ~ 2006年12月31日23時**

| 風向<br>風速 | N | NNE | NE | ENE | E | ESE | SE | SSE | S | SSW | SW | WSW | W | WNW | NW | NNW | 合計<br>(%) |
|---|---|---|---|---|---|---|---|---|---|---|---|---|---|---|---|---|---|
| **.3m/s** | 2.2 | 2.3 | .3 | .1 | .0 | .0 | .0 | .0 | .0 | .0 | .0 | .2 | .7 | .3 | .7 | 1.4 | 8.5 |
| **1m/s** | 7.6 | 7.6 | 1.1 | .1 | .0 | .0 | .0 | .0 | .0 | .1 | .1 | .6 | 1.6 | .9 | 1.1 | 4.3 | 25.2 |
| **2m/s** | 10.3 | 7.2 | .7 | .1 | .0 | .0 | .0 | .0 | .0 | .0 | .1 | .5 | 3.0 | .8 | 1.4 | 4.5 | 28.7 |
| **3m/s** | 6.9 | 4.6 | .4 | .0 | .0 | .0 | .0 | .0 | .1 | .0 | .0 | .3 | 1.6 | .5 | .5 | 2.1 | 17.2 |
| **4m/s** | 3.9 | 2.9 | .1 | .0 | .0 | .0 | .0 | .0 | .1 | .0 | .0 | .1 | .4 | .0 | .2 | .9 | 8.5 |
| **5m/s** | 1.7 | 1.4 | .0 | .0 | .0 | .0 | .0 | .0 | .0 | .0 | .0 | .0 | .0 | .0 | .1 | .8 | 4.2 |
| **6m/s** | .6 | .3 | .0 | .0 | .0 | .0 | .0 | .0 | .0 | .0 | .0 | .0 | .0 | .0 | .0 | .1 | 1.1 |
| **7m/s** | .1 | .1 | .0 | .0 | .0 | .0 | .0 | .0 | .0 | .0 | .0 | .0 | .0 | .0 | .0 | .1 | .3 |
| **8m/s** | .0 | .0 | .0 | .0 | .0 | .1 | .0 | .0 | .0 | .0 | .0 | .0 | .0 | .0 | .0 | .0 | .1 |
| **10m/s** | .0 | .0 | .0 | .0 | .0 | .0 | .0 | .0 | .0 | .0 | .0 | .0 | .0 | .0 | .0 | .0 | .0 |
| **12m/s** | .0 | .0 | .0 | .0 | .0 | .0 | .0 | .0 | .0 | .0 | .0 | .0 | .0 | .0 | .0 | .0 | .0 |
| **14m/s** | .0 | .0 | .0 | .0 | .0 | .0 | .0 | .0 | .0 | .0 | .0 | .0 | .0 | .0 | .0 | .0 | .0 |
| **16m/s** | .0 | .0 | .0 | .0 | .0 | .0 | .0 | .0 | .0 | .0 | .0 | .0 | .0 | .0 | .0 | .0 | .0 |
| **18m/s** | .0 | .0 | .0 | .0 | .0 | .0 | .0 | .0 | .0 | .0 | .0 | .0 | .0 | .0 | .0 | .0 | .0 |
| **20m/s** | .0 | .0 | .0 | .0 | .0 | .0 | .0 | .0 | .0 | .0 | .0 | .0 | .0 | .0 | .0 | .0 | .0 |
| **25m/s** | .0 | .0 | .0 | .0 | .0 | .0 | .0 | .0 | .0 | .0 | .0 | .0 | .0 | .0 | .0 | .0 | .0 |
| **30m/s** | .0 | .0 | .0 | .0 | .0 | .0 | .0 | .0 | .0 | .0 | .0 | .0 | .0 | .0 | .0 | .0 | .0 |
| **35m/s** | .0 | .0 | .0 | .0 | .0 | .0 | .0 | .0 | .0 | .0 | .0 | .0 | .0 | .0 | .0 | .0 | .0 |
| **40m/s** | .0 | .0 | .0 | .0 | .0 | .0 | .0 | .0 | .0 | .0 | .0 | .0 | .0 | .0 | .0 | .0 | .0 |
| **100m/s** | | | | | | | | | | | | | | | | | |
| 合計 (%) | 33.5 | 26.4 | 2.6 | .3 | .0 | .1 | .2 | .1 | .3 | .1 | .2 | 1.7 | 7.4 | 2.5 | 4.0 | 14.4 | 93.8 |

[註1]: 風速介於 **2.0m/s~ 3.0m/s** 佔 **28.7%** 。主風向 **N** 佔 **33.5%** 。

[註2]: 風速平均值 = **2.5m/s** , 風速最大值 = **9.5m/s** , 其風向爲 **ESE**。

[註3]: 風速小於**5m/s** 佔 **94.3%**; 介於**5~10m/s** 佔 **5.7%** ; 風速大於**10m/s** 佔 **.0%**。

[註4]: 風向介於 **N~E** 佔 **52.4%**;**E~S** 佔 **.6%** ;**S~W** 佔 **6.0%** ;**W~N** 佔 **34.9%**; 靜風佔 **6.2%** 。

[註5]: 資料每小時記錄一次 , 合計 **2972**筆 ( **99.9%**) , 檔名 : **W44CKHX0.1HY** 。

# 表6.5.19　歷年 1月 高雄港測站 X 風速及風向聯合分佈百分比 (%) 統計表

**2004年 1月 1日 0時 ~ 2007年 1月31日23時**

| 風向<br>風速 | N | NNE | NE | ENE | E | ESE | SE | SSE | S | SSW | SW | WSW | W | WNW | NW | NNW | 合計<br>(%) |
|---|---|---|---|---|---|---|---|---|---|---|---|---|---|---|---|---|---|
| **.3m/s** | 2.7 | 1.5 | .3 | .0 | .0 | .0 | .0 | .0 | .0 | .0 | .0 | .0 | .4 | .4 | .4 | 1.6 | 7.3 |
| **1m/s** | 9.8 | 6.2 | .6 | .0 | .0 | .0 | .0 | .0 | .0 | .1 | .2 | .4 | 1.3 | .7 | 1.8 | 3.2 | 24.3 |
| **2m/s** | 14.1 | 7.0 | .4 | .0 | .0 | .0 | .0 | .0 | .1 | .0 | .0 | .2 | 2.6 | .8 | 1.2 | 4.2 | 30.6 |
| **3m/s** | 10.1 | 4.6 | .3 | .0 | .0 | .0 | .0 | .0 | .0 | .0 | .0 | .1 | 1.8 | .6 | .6 | 3.2 | 21.3 |
| **4m/s** | 4.4 | 1.7 | .1 | .0 | .0 | .0 | .0 | .0 | .0 | .0 | .0 | .0 | .4 | .2 | .2 | 1.1 | 8.0 |
| **5m/s** | 1.7 | .9 | .0 | .0 | .0 | .0 | .0 | .0 | .0 | .0 | .0 | .0 | .1 | .0 | .0 | .4 | 3.1 |
| **6m/s** | .6 | .3 | .0 | .0 | .0 | .0 | .0 | .0 | .0 | .0 | .0 | .0 | .0 | .0 | .0 | .2 | 1.1 |
| **7m/s** | .1 | .0 | .0 | .0 | .0 | .0 | .0 | .0 | .0 | .0 | .0 | .0 | .0 | .0 | .0 | .0 | .1 |
| **8m/s** | .0 | .0 | .0 | .0 | .0 | .0 | .0 | .0 | .0 | .0 | .0 | .0 | .0 | .0 | .0 | .0 | .0 |
| **10m/s** | .0 | .0 | .0 | .0 | .0 | .0 | .0 | .0 | .0 | .0 | .0 | .0 | .0 | .0 | .0 | .0 | .0 |
| **12m/s** | .0 | .0 | .0 | .0 | .0 | .0 | .0 | .0 | .0 | .0 | .0 | .0 | .0 | .0 | .0 | .0 | .0 |
| **14m/s** | .0 | .0 | .0 | .0 | .0 | .0 | .0 | .0 | .0 | .0 | .0 | .0 | .0 | .0 | .0 | .0 | .0 |
| **16m/s** | .0 | .0 | .0 | .0 | .0 | .0 | .0 | .0 | .0 | .0 | .0 | .0 | .0 | .0 | .0 | .0 | .0 |
| **18m/s** | .0 | .0 | .0 | .0 | .0 | .0 | .0 | .0 | .0 | .0 | .0 | .0 | .0 | .0 | .0 | .0 | .0 |
| **20m/s** | .0 | .0 | .0 | .0 | .0 | .0 | .0 | .0 | .0 | .0 | .0 | .0 | .0 | .0 | .0 | .0 | .0 |
| **25m/s** | .0 | .0 | .0 | .0 | .0 | .0 | .0 | .0 | .0 | .0 | .0 | .0 | .0 | .0 | .0 | .0 | .0 |
| **30m/s** | .0 | .0 | .0 | .0 | .0 | .0 | .0 | .0 | .0 | .0 | .0 | .0 | .0 | .0 | .0 | .0 | .0 |
| **35m/s** | .0 | .0 | .0 | .0 | .0 | .0 | .0 | .0 | .0 | .0 | .0 | .0 | .0 | .0 | .0 | .0 | .0 |
| **40m/s** | .0 | .0 | .0 | .0 | .0 | .0 | .0 | .0 | .0 | .0 | .0 | .0 | .0 | .0 | .0 | .0 | .0 |
| **100m/s** | | | | | | | | | | | | | | | | | |
| 合計 (%) | 43.3 | 22.3 | 1.7 | .1 | .0 | .0 | .0 | .1 | .1 | .2 | .2 | .8 | 6.5 | 2.6 | 4.1 | 13.9 | 95.9 |

[註**1**]: 風速介於 **2.0m/s~ 3.0m/s** 佔 **30.6%** 。主風向 **N** 佔 **43.3%** 。

[註**2**]: 風速平均值 **= 2.5m/s** , 風速最大值 **= 8.1m/s** , 其風向爲 **NNW**。

[註**3**]: 風速小於**5m/s** 佔 **95.7%**; 介於**5~10m/s** 佔 **4.3%** ; 風速大於**10m/s** 佔 **.0%**。

[註**4**]: 風向介於 **N~E** 佔 **55.5%**;**E~S** 佔 **.2%** ;**S~W** 佔 **4.1%** ;**W~N** 佔 **36.2%**; 靜風佔 **4.1%** 。

[註**5**]: 資料每小時記錄一次 , 合計 **2976**筆 **(100.0%)** , 檔名 : **W441KHX0.1HY** 。

# 表6.5.20　歷年 2月 高雄港測站 X 風速及風向聯合分佈百分比 (%) 統計表

**2004年 2月 1日 0時 ~ 2007年 2月28日23時**

| 風向<br>風速 | N | NNE | NE | ENE | E | ESE | SE | SSE | S | SSW | SW | WSW | W | WNW | NW | NNW | 合計<br>(%) |
|---|---|---|---|---|---|---|---|---|---|---|---|---|---|---|---|---|---|
| **.3m/s** | 2.4 | 2.3 | .4 | .1 | .0 | .1 | .0 | .3 | .1 | .0 | .1 | .1 | .7 | .3 | .8 | 1.0 | 8.6 |
| **1m/s** | 8.7 | 7.4 | .6 | .1 | .0 | .1 | .2 | .3 | .2 | .3 | .3 | .4 | 2.2 | 1.1 | 1.8 | 3.7 | 27.5 |
| **2m/s** | 9.3 | 6.0 | .4 | .0 | .1 | .1 | .1 | .3 | .3 | .4 | .1 | .4 | 3.1 | 1.0 | 1.3 | 3.4 | 26.4 |
| **3m/s** | 6.4 | 3.6 | .1 | .0 | .0 | .0 | .1 | .3 | .3 | .3 | .0 | .5 | 3.1 | .8 | .7 | 2.5 | 18.8 |
| **4m/s** | 3.2 | 2.5 | .1 | .0 | .0 | .0 | .0 | .3 | .1 | .2 | .0 | .0 | .8 | .4 | .3 | .9 | 8.9 |
| **5m/s** | .8 | .7 | .0 | .0 | .0 | .0 | .0 | .3 | .2 | .0 | .0 | .0 | .1 | .0 | .1 | .0 | 2.4 |
| **6m/s** | .1 | .0 | .0 | .0 | .0 | .0 | .0 | .3 | .0 | .0 | .0 | .0 | .0 | .0 | .0 | .0 | .5 |
| **7m/s** | .0 | .0 | .0 | .0 | .0 | .0 | .1 | .2 | .1 | .0 | .0 | .0 | .0 | .0 | .0 | .0 | .5 |
| **8m/s** | .0 | .0 | .0 | .0 | .0 | .0 | .0 | .0 | .1 | .0 | .0 | .0 | .0 | .0 | .0 | .0 | .1 |
| **10m/s** | .0 | .0 | .0 | .0 | .0 | .0 | .0 | .0 | .0 | .0 | .0 | .0 | .0 | .0 | .0 | .0 | .0 |
| **12m/s** | .0 | .0 | .0 | .0 | .0 | .0 | .0 | .0 | .0 | .0 | .0 | .0 | .0 | .0 | .0 | .0 | .0 |
| **14m/s** | .0 | .0 | .0 | .0 | .0 | .0 | .0 | .0 | .0 | .0 | .0 | .0 | .0 | .0 | .0 | .0 | .0 |
| **16m/s** | .0 | .0 | .0 | .0 | .0 | .0 | .0 | .0 | .0 | .0 | .0 | .0 | .0 | .0 | .0 | .0 | .0 |
| **18m/s** | .0 | .0 | .0 | .0 | .0 | .0 | .0 | .0 | .0 | .0 | .0 | .0 | .0 | .0 | .0 | .0 | .0 |
| **20m/s** | .0 | .0 | .0 | .0 | .0 | .0 | .0 | .0 | .0 | .0 | .0 | .0 | .0 | .0 | .0 | .0 | .0 |
| **25m/s** | .0 | .0 | .0 | .0 | .0 | .0 | .0 | .0 | .0 | .0 | .0 | .0 | .0 | .0 | .0 | .0 | .0 |
| **30m/s** | .0 | .0 | .0 | .0 | .0 | .0 | .0 | .0 | .0 | .0 | .0 | .0 | .0 | .0 | .0 | .0 | .0 |
| **35m/s** | .0 | .0 | .0 | .0 | .0 | .0 | .0 | .0 | .0 | .0 | .0 | .0 | .0 | .0 | .0 | .0 | .0 |
| **40m/s** | .0 | .0 | .0 | .0 | .0 | .0 | .0 | .0 | .0 | .0 | .0 | .0 | .0 | .0 | .0 | .0 | .0 |
| **100m/s** | | | | | | | | | | | | | | | | | |
| 合計 (%) | 31.0 | 22.5 | 1.7 | .2 | .1 | .2 | .6 | 2.2 | 1.5 | 1.3 | .6 | 1.4 | 10.1 | 3.8 | 4.9 | 11.6 | 93.7 |

[註**1**]: 風速介於 **1.0m/s~ 2.0m/s** 佔 **27.5%** 。主風向 **N** 佔 **31.0%** 。

[註**2**]: 風速平均值 = **2.4m/s** , 風速最大值 = **8.8m/s** , 其風向爲 **S** 。

[註**3**]: 風速小於**5m/s** 佔 **96.6%**; 介於**5~10m/s** 佔 **3.4%** ; 風速大於**10m/s** 佔 **.0%**。

[註**4**]: 風向介於 **N~E** 佔 **45.3%**;**E~S** 佔 **4.0%** ;**S~W** 佔 **8.5%** ;**W~N** 佔 **35.8%**; 靜風佔 **6.3%** 。

[註**5**]: 資料每小時記錄一次 , 合計 **2712**筆 **(100.0%)** , 檔名 : **W442KHX0.1HY** 。

# 表6.5.21　歷年 3月 高雄港測站 X 風速及風向聯合分佈百分比 (%) 統計表

**2004年 3月 1日 0時 ~ 2007年 3月31日23時**

| 風向<br>風速 | N | NNE | NE | ENE | E | ESE | SE | SSE | S | SSW | SW | WSW | W | WNW | NW | NNW | 合計<br>(%) |
|---|---|---|---|---|---|---|---|---|---|---|---|---|---|---|---|---|---|
| **.3m/s** | 2.3 | 3.7 | .7 | .1 | .1 | .0 | .1 | .1 | .1 | .3 | .2 | .4 | 1.0 | .7 | .7 | 1.3 | 11.7 |
| **1m/s** | 7.2 | 7.5 | 1.3 | .0 | .0 | .1 | .1 | .3 | .3 | .7 | .7 | .3 | 3.3 | 1.2 | 1.6 | 3.8 | 28.4 |
| **2m/s** | 8.1 | 5.4 | .7 | .1 | .0 | .0 | .0 | .5 | .3 | .3 | .2 | .4 | 3.6 | 1.7 | .8 | 3.1 | 25.3 |
| **3m/s** | 4.3 | 2.7 | .1 | .0 | .0 | .0 | .0 | .2 | .2 | .4 | .1 | .4 | 4.3 | .6 | .6 | 1.9 | 15.8 |
| **4m/s** | 2.1 | 1.2 | .0 | .0 | .0 | .0 | .0 | .2 | .2 | .2 | .0 | .1 | 1.9 | .3 | .3 | .7 | 7.1 |
| **5m/s** | .8 | .4 | .0 | .0 | .0 | .0 | .0 | .6 | .2 | .1 | .0 | .0 | .5 | .0 | .0 | .2 | 2.8 |
| **6m/s** | .4 | .2 | .0 | .0 | .0 | .0 | .0 | .5 | .0 | .0 | .0 | .0 | .0 | .0 | .0 | .0 | 1.3 |
| **7m/s** | .0 | .1 | .0 | .0 | .0 | .0 | .1 | .1 | .0 | .0 | .0 | .0 | .0 | .0 | .0 | .0 | .3 |
| **8m/s** | .0 | .0 | .0 | .0 | .0 | .0 | .0 | .0 | .0 | .0 | .0 | .0 | .0 | .0 | .0 | .0 | .1 |
| **10m/s** | .0 | .0 | .0 | .0 | .0 | .0 | .0 | .0 | .0 | .0 | .0 | .0 | .0 | .0 | .0 | .0 | .0 |
| **12m/s** | .0 | .0 | .0 | .0 | .0 | .0 | .0 | .0 | .0 | .0 | .0 | .0 | .0 | .0 | .0 | .0 | .0 |
| **14m/s** | .0 | .0 | .0 | .0 | .0 | .0 | .0 | .0 | .0 | .0 | .0 | .0 | .0 | .0 | .0 | .0 | .0 |
| **16m/s** | .0 | .0 | .0 | .0 | .0 | .0 | .0 | .0 | .0 | .0 | .0 | .0 | .0 | .0 | .0 | .0 | .0 |
| **18m/s** | .0 | .0 | .0 | .0 | .0 | .0 | .0 | .0 | .0 | .0 | .0 | .0 | .0 | .0 | .0 | .0 | .0 |
| **20m/s** | .0 | .0 | .0 | .0 | .0 | .0 | .0 | .0 | .0 | .0 | .0 | .0 | .0 | .0 | .0 | .0 | .0 |
| **25m/s** | .0 | .0 | .0 | .0 | .0 | .0 | .0 | .0 | .0 | .0 | .0 | .0 | .0 | .0 | .0 | .0 | .0 |
| **30m/s** | .0 | .0 | .0 | .0 | .0 | .0 | .0 | .0 | .0 | .0 | .0 | .0 | .0 | .0 | .0 | .0 | .0 |
| **35m/s** | .0 | .0 | .0 | .0 | .0 | .0 | .0 | .0 | .0 | .0 | .0 | .0 | .0 | .0 | .0 | .0 | .0 |
| **40m/s** | .0 | .0 | .0 | .0 | .0 | .0 | .0 | .0 | .0 | .0 | .0 | .0 | .0 | .0 | .0 | .0 | .0 |
| **100m/s** | | | | | | | | | | | | | | | | | |
| 合計 (%) | 25.2 | 21.2 | 2.8 | .2 | .1 | .2 | .3 | 2.4 | 1.4 | 2.1 | 1.2 | 1.6 | 14.5 | 4.5 | 4.1 | 11.1 | 92.8 |

[註**1**]: 風速介於 **1.0m/s**~ **2.0m/s** 佔 **28.4%** 。主風向 **N** 佔 **25.2%** 。

[註**2**]: 風速平均值 = **2.3m/s** , 風速最大值 = **9.2m/s** , 其風向爲 **SSE**。

[註**3**]: 風速小於**5m/s** 佔 **95.6%**; 介於**5**~**10m/s** 佔 **4.4%** ; 風速大於**10m/s** 佔 **.0%**。

[註**4**]: 風向介於 **N**~**E** 佔 **42.0%**;**E**~**S** 佔 **3.9%** ;**S**~**W** 佔 **11.6%** ;**W**~**N** 佔 **35.3%**; 靜風佔 **7.2%** 。

[註**5**]: 資料每小時記錄一次 , 合計 **2862**筆 ( **96.2%**) , 檔名 : **W443KHX0.1HY** 。

# 表6.5.22　歷年 4月 高雄港測站 X 風速及風向聯合分佈百分比 (%) 統計表

**2004年 4月 1日 0時 ~ 2007年 4月30日23時**

| 風向<br>風速 | N | NNE | NE | ENE | E | ESE | SE | SSE | S | SSW | SW | WSW | W | WNW | NW | NNW | 合計<br>(%) |
|---|---|---|---|---|---|---|---|---|---|---|---|---|---|---|---|---|---|
| **.3m/s** | 2.0 | 2.1 | .5 | .1 | .0 | .1 | .5 | .3 | .2 | 1.0 | .7 | .3 | 1.4 | 1.0 | .8 | 1.6 | 12.6 |
| **1m/s** | 5.4 | 5.0 | 1.0 | .3 | .2 | .7 | .6 | .7 | .6 | 2.3 | 1.1 | .9 | 4.1 | 1.8 | 2.4 | 2.8 | 29.8 |
| **2m/s** | 3.7 | 2.3 | .6 | .0 | .0 | .0 | .2 | .6 | .5 | 1.6 | .7 | 1.1 | 5.2 | 1.7 | 1.0 | 2.8 | 22.0 |
| **3m/s** | 2.5 | 1.1 | .1 | .0 | .0 | .0 | .0 | .6 | .4 | .6 | .0 | .5 | 4.8 | 1.2 | .7 | .9 | 13.4 |
| **4m/s** | .8 | .4 | .1 | .0 | .0 | .0 | .0 | .5 | .1 | .5 | .0 | .2 | 2.3 | .6 | .0 | .2 | 5.8 |
| **5m/s** | .4 | .3 | .0 | .0 | .0 | .0 | .2 | .9 | .2 | .3 | .0 | .1 | .5 | .1 | .1 | .0 | 3.1 |
| **6m/s** | .0 | .2 | .0 | .0 | .0 | .0 | .0 | .4 | .0 | .0 | .0 | .0 | .0 | .0 | .0 | .0 | .7 |
| **7m/s** | .0 | .0 | .0 | .0 | .0 | .0 | .0 | .2 | .0 | .0 | .0 | .0 | .0 | .0 | .0 | .0 | .2 |
| **8m/s** | .0 | .0 | .0 | .0 | .0 | .0 | .0 | .0 | .0 | .0 | .0 | .0 | .0 | .0 | .0 | .0 | .0 |
| **10m/s** | .0 | .0 | .0 | .0 | .0 | .0 | .0 | .0 | .0 | .0 | .0 | .0 | .0 | .0 | .0 | .0 | .0 |
| **12m/s** | .0 | .0 | .0 | .0 | .0 | .0 | .0 | .0 | .0 | .0 | .0 | .0 | .0 | .0 | .0 | .0 | .0 |
| **14m/s** | .0 | .0 | .0 | .0 | .0 | .0 | .0 | .0 | .0 | .0 | .0 | .0 | .0 | .0 | .0 | .0 | .0 |
| **16m/s** | .0 | .0 | .0 | .0 | .0 | .0 | .0 | .0 | .0 | .0 | .0 | .0 | .0 | .0 | .0 | .0 | .0 |
| **18m/s** | .0 | .0 | .0 | .0 | .0 | .0 | .0 | .0 | .0 | .0 | .0 | .0 | .0 | .0 | .0 | .0 | .0 |
| **20m/s** | .0 | .0 | .0 | .0 | .0 | .0 | .0 | .0 | .0 | .0 | .0 | .0 | .0 | .0 | .0 | .0 | .0 |
| **25m/s** | .0 | .0 | .0 | .0 | .0 | .0 | .0 | .0 | .0 | .0 | .0 | .0 | .0 | .0 | .0 | .0 | .0 |
| **30m/s** | .0 | .0 | .0 | .0 | .0 | .0 | .0 | .0 | .0 | .0 | .0 | .0 | .0 | .0 | .0 | .0 | .0 |
| **35m/s** | .0 | .0 | .0 | .0 | .0 | .0 | .0 | .0 | .0 | .0 | .0 | .0 | .0 | .0 | .0 | .0 | .0 |
| **40m/s** | .0 | .0 | .0 | .0 | .0 | .0 | .0 | .0 | .0 | .0 | .0 | .0 | .0 | .0 | .0 | .0 | .0 |
| **100m/s** | | | | | | | | | | | | | | | | | |
| 合計 (%) | 14.9 | 11.4 | 2.3 | .5 | .3 | .8 | 1.5 | 4.0 | 2.0 | 6.3 | 2.6 | 3.1 | 18.4 | 6.3 | 5.1 | 8.4 | 87.7 |

[註**1**]: 風速介於 **1.0m/s~ 2.0m/s** 佔 **29.8%** 。主風向 **W** 佔 **18.4%** 。

[註**2**]: 風速平均值 **= 2.0m/s** , 風速最大值 **= 7.9m/s** , 其風向爲 **SSE**。

[註**3**]: 風速小於**5m/s** 佔 **95.9%**; 介於**5~10m/s** 佔 **4.1%** ; 風速大於**10m/s** 佔 **.0%**。

[註**4**]: 風向介於 **N~E** 佔 **23.3%**;**E~S** 佔 **7.6%** ;**S~W** 佔 **22.4%** ;**W~N** 佔 **34.4%**; 靜風佔 **12.3%** 。

[註**5**]: 資料每小時記錄一次 , 合計 **2160**筆 **(100.0%)** , 檔名 : **W444KHX0.1HY** 。

# 表6.5.23　歷年 5月 高雄港測站 X 風速及風向聯合分佈百分比 (%) 統計表

**2004年 5月 1日 0時 ~ 2007年 5月31日23時**

| 風向<br>風速 | N | NNE | NE | ENE | E | ESE | SE | SSE | S | SSW | SW | WSW | W | WNW | NW | NNW | 合計<br>(%) |
|---|---|---|---|---|---|---|---|---|---|---|---|---|---|---|---|---|---|
| **.3m/s** | 1.7 | 1.9 | .6 | .2 | .2 | .3 | .3 | .3 | .4 | 1.1 | .9 | .7 | 2.0 | 1.2 | 2.0 | 1.3 | 15.0 |
| **1m/s** | 3.5 | 3.1 | 1.4 | .4 | .2 | .7 | .3 | .8 | 1.0 | 1.9 | .9 | 1.0 | 4.2 | 2.5 | 2.5 | 2.6 | 26.8 |
| **2m/s** | 2.0 | 1.3 | .7 | .1 | .1 | .3 | .3 | .6 | .8 | 2.4 | .6 | .9 | 5.4 | 1.6 | 1.5 | 1.3 | 19.8 |
| **3m/s** | .5 | .4 | .2 | .0 | .1 | .1 | .3 | .9 | .9 | 1.4 | .1 | .5 | 5.4 | 1.4 | .6 | .3 | 12.9 |
| **4m/s** | .3 | .1 | .0 | .0 | .0 | .0 | .1 | 1.4 | 1.1 | .7 | .0 | .2 | 2.3 | .8 | .4 | .0 | 7.6 |
| **5m/s** | .0 | .1 | .0 | .0 | .0 | .0 | .1 | 1.3 | .5 | .4 | .0 | .0 | .4 | .1 | .0 | .0 | 3.2 |
| **6m/s** | .0 | .0 | .0 | .0 | .0 | .0 | .1 | .4 | .3 | .1 | .0 | .0 | .0 | .0 | .0 | .0 | .9 |
| **7m/s** | .0 | .0 | .0 | .0 | .0 | .0 | .0 | .2 | .0 | .1 | .0 | .0 | .0 | .0 | .0 | .0 | .3 |
| **8m/s** | .0 | .0 | .0 | .0 | .0 | .0 | .0 | .2 | .2 | .0 | .0 | .0 | .0 | .0 | .0 | .0 | .4 |
| **10m/s** | .0 | .0 | .0 | .0 | .0 | .0 | .1 | .3 | .1 | .0 | .0 | .0 | .0 | .0 | .0 | .0 | .5 |
| **12m/s** | .0 | .0 | .0 | .0 | .0 | .0 | .0 | .1 | .0 | .0 | .0 | .0 | .0 | .0 | .0 | .0 | .1 |
| **14m/s** | .0 | .0 | .0 | .0 | .0 | .0 | .0 | .0 | .0 | .0 | .0 | .0 | .0 | .0 | .0 | .0 | .0 |
| **16m/s** | .0 | .0 | .0 | .0 | .0 | .0 | .0 | .0 | .0 | .0 | .0 | .0 | .0 | .0 | .0 | .0 | .0 |
| **18m/s** | .0 | .0 | .0 | .0 | .0 | .0 | .0 | .0 | .0 | .0 | .0 | .0 | .0 | .0 | .0 | .0 | .0 |
| **20m/s** | .0 | .0 | .0 | .0 | .0 | .0 | .0 | .0 | .0 | .0 | .0 | .0 | .0 | .0 | .0 | .0 | .0 |
| **25m/s** | .0 | .0 | .0 | .0 | .0 | .0 | .0 | .0 | .0 | .0 | .0 | .0 | .0 | .0 | .0 | .0 | .0 |
| **30m/s** | .0 | .0 | .0 | .0 | .0 | .0 | .0 | .0 | .0 | .0 | .0 | .0 | .0 | .0 | .0 | .0 | .0 |
| **35m/s** | .0 | .0 | .0 | .0 | .0 | .0 | .0 | .0 | .0 | .0 | .0 | .0 | .0 | .0 | .0 | .0 | .0 |
| **40m/s** | .0 | .0 | .0 | .0 | .0 | .0 | .0 | .0 | .0 | .0 | .0 | .0 | .0 | .0 | .0 | .0 | .0 |
| **100m/s** | | | | | | | | | | | | | | | | | |
| 合計 (%) | 8.0 | 6.9 | 2.9 | .7 | .7 | 1.4 | 1.6 | 6.4 | 5.2 | 8.1 | 2.5 | 3.3 | 19.8 | 7.7 | 7.1 | 5.5 | 87.6 |

[註**1**]: 風速介於 **1.0m/s~ 2.0m/s** 佔 **26.8%** 。主風向 **W** 佔 **19.8%** 。

[註**2**]: 風速平均值 **= 2.2m/s** , 風速最大值 **= 13.2m/s** , 其風向爲 **SSE**。

[註**3**]: 風速小於**5m/s** 佔 **94.6%**; 介於**5~10m/s** 佔 **4.8%** ; 風速大於**10m/s** 佔 **.6%**。

[註**4**]: 風向介於 **N~E** 佔 **16.2%**;**E~S** 佔 **12.7%** ;**S~W** 佔 **25.6%** ;**W~N** 佔 **33.1%**; 靜風佔 **12.4%** 。

[註**5**]: 資料每小時記錄一次 , 合計 **2692**筆 ( **90.5%**) , 檔名 : **W445KHX0.1HY** 。

# 表6.5.24　歷年 6月 高雄港測站 X 風速及風向聯合分佈百分比 (%) 統計表

**2003年 6月25日13時 ~ 2007年 6月30日23時**

| 風向<br>風速 | N | NNE | NE | ENE | E | ESE | SE | SSE | S | SSW | SW | WSW | W | WNW | NW | NNW | 合計<br>(%) |
|---|---|---|---|---|---|---|---|---|---|---|---|---|---|---|---|---|---|
| **.3m/s** | .8 | 1.8 | 1.3 | .4 | .3 | 1.0 | .5 | .4 | .7 | .9 | .6 | .4 | 1.3 | .4 | 1.0 | .7 | 12.4 |
| **1m/s** | 1.6 | 1.9 | 2.4 | .7 | .5 | 1.5 | .9 | 1.7 | 1.5 | 2.5 | 1.8 | 1.4 | 3.8 | 1.5 | 1.1 | 1.2 | 25.9 |
| **2m/s** | .8 | 1.3 | 1.3 | .4 | .2 | .7 | .5 | 1.4 | 1.8 | 3.0 | 1.7 | 1.1 | 4.7 | 1.2 | .9 | .5 | 21.4 |
| **3m/s** | .3 | .3 | .1 | .0 | .0 | .2 | .0 | 1.5 | 1.4 | 1.8 | .7 | .6 | 3.5 | 1.0 | .5 | .1 | 12.1 |
| **4m/s** | .0 | .2 | .2 | .0 | .0 | .0 | .2 | 1.6 | 1.3 | 1.0 | .1 | .2 | 1.3 | .2 | .1 | .1 | 6.5 |
| **5m/s** | .0 | .0 | .0 | .0 | .0 | .0 | .1 | 1.4 | 1.1 | .7 | .0 | .0 | .4 | .0 | .0 | .0 | 3.8 |
| **6m/s** | .0 | .0 | .0 | .0 | .0 | .0 | .1 | 1.3 | 1.0 | .4 | .0 | .0 | .0 | .0 | .0 | .0 | 2.9 |
| **7m/s** | .0 | .0 | .0 | .0 | .0 | .0 | .1 | 1.2 | .6 | .1 | .0 | .0 | .0 | .0 | .0 | .0 | 2.0 |
| **8m/s** | .0 | .0 | .0 | .0 | .0 | .0 | .0 | 1.1 | .4 | .1 | .0 | .0 | .0 | .0 | .0 | .0 | 1.6 |
| **10m/s** | .0 | .0 | .0 | .0 | .0 | .0 | .0 | .0 | .0 | .0 | .0 | .0 | .0 | .0 | .0 | .0 | .0 |
| **12m/s** | .0 | .0 | .0 | .0 | .0 | .0 | .0 | .0 | .0 | .0 | .0 | .0 | .0 | .0 | .0 | .0 | .0 |
| **14m/s** | .0 | .0 | .0 | .0 | .0 | .0 | .0 | .0 | .0 | .0 | .0 | .0 | .0 | .0 | .0 | .0 | .0 |
| **16m/s** | .0 | .0 | .0 | .0 | .0 | .0 | .0 | .0 | .0 | .0 | .0 | .0 | .0 | .0 | .0 | .0 | .0 |
| **18m/s** | .0 | .0 | .0 | .0 | .0 | .0 | .0 | .0 | .0 | .0 | .0 | .0 | .0 | .0 | .0 | .0 | .0 |
| **20m/s** | .0 | .0 | .0 | .0 | .0 | .0 | .0 | .0 | .0 | .0 | .0 | .0 | .0 | .0 | .0 | .0 | .0 |
| **25m/s** | .0 | .0 | .0 | .0 | .0 | .0 | .0 | .0 | .0 | .0 | .0 | .0 | .0 | .0 | .0 | .0 | .0 |
| **30m/s** | .0 | .0 | .0 | .0 | .0 | .0 | .0 | .0 | .0 | .0 | .0 | .0 | .0 | .0 | .0 | .0 | .0 |
| **35m/s** | .0 | .0 | .0 | .0 | .0 | .0 | .0 | .0 | .0 | .0 | .0 | .0 | .0 | .0 | .0 | .0 | .0 |
| **40m/s** | .0 | .0 | .0 | .0 | .0 | .0 | .0 | .0 | .0 | .0 | .0 | .0 | .0 | .0 | .0 | .0 | .0 |
| **100m/s** | | | | | | | | | | | | | | | | | |
| 合計 (%) | 3.6 | 5.4 | 5.4 | 1.4 | 1.0 | 3.3 | 2.4 | 11.6 | 9.7 | 10.4 | 5.0 | 3.7 | 15.1 | 4.4 | 3.6 | 2.5 | 88.5 |

[註**1**]: 風速介於 **1.0m/s~ 2.0m/s** 佔 **25.9%** 。主風向 **W** 佔 **15.1%** 。

[註**2**]: 風速平均值 **= 2.4m/s** , 風速最大值 **= 10.2m/s** , 其風向爲 **S** 。

[註**3**]: 風速小於**5m/s** 佔 **89.7%**; 介於**5~10m/s** 佔 **10.3%** ; 風速大於**10m/s** 佔 **.0%**。

[註**4**]: 風向介於 **N~E** 佔 **14.7%**;**E~S** 佔 **22.8%** ;**S~W** 佔 **30.5%** ;**W~N** 佔 **20.5%**; 靜風佔 **11.5%** 。

[註**5**]: 資料每小時記錄一次 , 合計 **2836**筆 ( **78.8%**) , 檔名 : **W446KHX0.1HY** 。

# 表6.5.25　歷年 7月 高雄港測站 X 風速及風向聯合分佈百分比 (%) 統計表

**2003年 7月 1日 0時 ~ 2007年 7月31日23時**

| 風向<br>風速 | N | NNE | NE | ENE | E | ESE | SE | SSE | S | SSW | SW | WSW | W | WNW | NW | NNW | 合計<br>(%) |
|---|---|---|---|---|---|---|---|---|---|---|---|---|---|---|---|---|---|
| **.3m/s** | .6 | .9 | .9 | .3 | .3 | .6 | .2 | .3 | .5 | .8 | .6 | .5 | 1.4 | .7 | .9 | .6 | 10.1 |
| **1m/s** | 1.3 | 1.7 | 2.2 | .5 | .5 | 1.4 | .3 | 1.3 | 2.0 | 2.9 | 1.6 | 1.4 | 3.7 | 1.8 | 1.4 | 1.5 | 25.4 |
| **2m/s** | .5 | .8 | .9 | .3 | .3 | .5 | .5 | 1.2 | 1.7 | 3.0 | 1.5 | 1.4 | 4.3 | 1.2 | .8 | .6 | 19.4 |
| **3m/s** | .2 | .2 | .2 | .0 | .0 | .2 | .3 | 1.3 | 1.5 | 2.1 | .6 | .6 | 3.6 | 1.2 | .6 | .3 | 13.0 |
| **4m/s** | .1 | .1 | .1 | .0 | .0 | .1 | .3 | 1.4 | 1.4 | 1.6 | .2 | .4 | 2.5 | .5 | .3 | .2 | 9.2 |
| **5m/s** | .1 | .0 | .0 | .0 | .0 | .1 | .2 | 1.9 | 1.1 | .8 | .2 | .1 | .7 | .2 | .2 | .1 | 5.6 |
| **6m/s** | .0 | .0 | .0 | .0 | .0 | .2 | .4 | 1.5 | .8 | .4 | .2 | .0 | .1 | .1 | .0 | .2 | 3.8 |
| **7m/s** | .0 | .0 | .0 | .0 | .0 | .0 | .1 | 1.0 | .6 | .2 | .0 | .0 | .1 | .1 | .2 | .1 | 2.5 |
| **8m/s** | .0 | .0 | .0 | .0 | .0 | .0 | .1 | .9 | .3 | .2 | .1 | .1 | .1 | .0 | .1 | .1 | 1.8 |
| **10m/s** | .0 | .0 | .0 | .0 | .0 | .0 | .0 | .1 | .2 | .1 | .0 | .1 | .1 | .0 | .2 | .1 | .9 |
| **12m/s** | .0 | .0 | .0 | .0 | .0 | .0 | .0 | .0 | .0 | .0 | .0 | .0 | .1 | .1 | .1 | .0 | .2 |
| **14m/s** | .0 | .0 | .0 | .0 | .0 | .0 | .0 | .0 | .0 | .0 | .0 | .0 | .0 | .0 | .0 | .0 | .0 |
| **16m/s** | .0 | .0 | .0 | .0 | .0 | .0 | .0 | .0 | .0 | .0 | .0 | .0 | .0 | .0 | .0 | .0 | .0 |
| **18m/s** | .0 | .0 | .0 | .0 | .0 | .0 | .0 | .0 | .0 | .0 | .0 | .0 | .0 | .0 | .0 | .0 | .0 |
| **20m/s** | .0 | .0 | .0 | .0 | .0 | .0 | .0 | .0 | .0 | .0 | .0 | .0 | .0 | .0 | .0 | .0 | .0 |
| **25m/s** | .0 | .0 | .0 | .0 | .0 | .0 | .0 | .0 | .0 | .0 | .0 | .0 | .0 | .0 | .0 | .0 | .0 |
| **30m/s** | .0 | .0 | .0 | .0 | .0 | .0 | .0 | .0 | .0 | .0 | .0 | .0 | .0 | .0 | .0 | .0 | .0 |
| **35m/s** | .0 | .0 | .0 | .0 | .0 | .0 | .0 | .0 | .0 | .0 | .0 | .0 | .0 | .0 | .0 | .0 | .0 |
| **40m/s** | .0 | .0 | .0 | .0 | .0 | .0 | .0 | .0 | .0 | .0 | .0 | .0 | .0 | .0 | .0 | .0 | .0 |
| **100m/s** | | | | | | | | | | | | | | | | | |
| 合計 (%) | 2.8 | 3.7 | 4.2 | 1.1 | 1.1 | 3.1 | 2.4 | 10.8 | 10.1 | 12.0 | 5.0 | 4.6 | 16.6 | 5.7 | 4.9 | 3.6 | 91.9 |

[註**1**]: 風速介於 **1.0m/s~ 2.0m/s** 佔 **25.4%** 。主風向 **W** 佔 **16.6%** 。

[註**2**]: 風速平均值 **= 2.8m/s** , 風速最大值 **= 13.5m/s** , 其風向爲 **W** 。

[註**3**]: 風速小於**5m/s** 佔 **85.2%**; 介於**5~10m/s** 佔 **13.7%** ; 風速大於**10m/s** 佔 **1.1%**。

[註**4**]: 風向介於 **N~E** 佔 **11.2%**;**E~S** 佔 **21.6%** ;**S~W** 佔 **35.3%** ;**W~N** 佔 **23.8%**; 靜風佔 **8.1%** 。

[註**5**]: 資料每小時記錄一次 , 合計 **3719**筆 **(100.0%)** , 檔名 : **W447KHX0.1HY** 。

# 表6.5.26　歷年 8月 高雄港測站 X 風速及風向聯合分佈百分比 (%) 統計表

**2003年 8月 1日 0時 ~ 2007年 8月31日23時**

| 風向<br>風速 | N | NNE | NE | ENE | E | ESE | SE | SSE | S | SSW | SW | WSW | W | WNW | NW | NNW | 合計<br>(%) |
|---|---|---|---|---|---|---|---|---|---|---|---|---|---|---|---|---|---|
| **.3m/s** | 1.5 | 1.7 | .8 | .3 | .2 | .4 | .3 | .3 | .3 | .8 | .2 | .2 | 1.2 | .7 | .9 | 1.4 | 11.3 |
| **1m/s** | 1.8 | 3.1 | 2.7 | .4 | .4 | 1.5 | .8 | 1.3 | .5 | 1.4 | 1.3 | .9 | 3.6 | 1.6 | 2.0 | 1.9 | 25.1 |
| **2m/s** | .6 | 1.4 | 1.5 | .2 | .2 | .5 | .4 | 1.2 | 1.2 | 2.0 | 1.0 | .8 | 3.7 | 1.4 | 1.2 | .9 | 18.3 |
| **3m/s** | .4 | .7 | .5 | .0 | .1 | .2 | .3 | 1.1 | 1.5 | 1.9 | .3 | .3 | 3.8 | 1.6 | .7 | .4 | 13.9 |
| **4m/s** | .2 | .1 | .1 | .0 | .0 | .0 | .3 | 1.0 | 1.1 | .9 | .3 | .4 | 2.3 | .8 | .5 | .3 | 8.5 |
| **5m/s** | .0 | .1 | .0 | .0 | .0 | .0 | .2 | 1.0 | .7 | .7 | .1 | .1 | .6 | .3 | .6 | .2 | 4.7 |
| **6m/s** | .0 | .0 | .0 | .0 | .0 | .1 | .2 | 1.1 | .4 | .5 | .0 | .0 | .2 | .1 | .2 | .1 | 2.9 |
| **7m/s** | .0 | .0 | .0 | .0 | .0 | .1 | .2 | .8 | .4 | .3 | .1 | .1 | .0 | .0 | .1 | .0 | 1.9 |
| **8m/s** | .0 | .0 | .0 | .0 | .0 | .1 | .2 | .5 | .3 | .4 | .0 | .1 | .1 | .1 | .1 | .1 | 1.9 |
| **10m/s** | .0 | .0 | .0 | .0 | .0 | .0 | .1 | .2 | .0 | .1 | .0 | .0 | .1 | .0 | .0 | .0 | .6 |
| **12m/s** | .0 | .0 | .0 | .0 | .0 | .0 | .0 | .1 | .0 | .0 | .0 | .0 | .0 | .0 | .0 | .0 | .1 |
| **14m/s** | .0 | .0 | .0 | .0 | .0 | .0 | .0 | .0 | .0 | .0 | .0 | .0 | .0 | .0 | .0 | .0 | .0 |
| **16m/s** | .0 | .0 | .0 | .0 | .0 | .0 | .0 | .0 | .0 | .0 | .0 | .0 | .0 | .0 | .0 | .0 | .0 |
| **18m/s** | .0 | .0 | .0 | .0 | .0 | .0 | .0 | .0 | .0 | .0 | .0 | .0 | .0 | .0 | .0 | .0 | .0 |
| **20m/s** | .0 | .0 | .0 | .0 | .0 | .0 | .0 | .0 | .0 | .0 | .0 | .0 | .0 | .0 | .0 | .0 | .0 |
| **25m/s** | .0 | .0 | .0 | .0 | .0 | .0 | .0 | .0 | .0 | .0 | .0 | .0 | .0 | .0 | .0 | .0 | .0 |
| **30m/s** | .0 | .0 | .0 | .0 | .0 | .0 | .0 | .0 | .0 | .0 | .0 | .0 | .0 | .0 | .0 | .0 | .0 |
| **35m/s** | .0 | .0 | .0 | .0 | .0 | .0 | .0 | .0 | .0 | .0 | .0 | .0 | .0 | .0 | .0 | .0 | .0 |
| **40m/s** | .0 | .0 | .0 | .0 | .0 | .0 | .0 | .0 | .0 | .0 | .0 | .0 | .0 | .0 | .0 | .0 | .0 |
| **100m/s** | | | | | | | | | | | | | | | | | |
| 合計 (%) | 4.6 | 7.0 | 5.6 | 1.0 | .9 | 3.0 | 3.0 | 8.5 | 6.3 | 9.1 | 3.4 | 2.9 | 15.7 | 6.6 | 6.2 | 5.4 | 89.2 |

[註1]: 風速介於 **1.0m/s~ 2.0m/s** 佔 **25.1%** 。主風向 **W** 佔 **15.7%** 。

[註2]: 風速平均值 = **2.6m/s** , 風速最大值 = **13.4m/s** , 其風向爲 **SSE**。

[註3]: 風速小於**5m/s** 佔 **87.9%**; 介於**5~10m/s** 佔 **11.4%** ; 風速大於**10m/s** 佔 **.7%**。

[註4]: 風向介於 **N~E** 佔 **16.7%**;**E~S** 佔 **18.1%** ;**S~W** 佔 **26.1%** ;**W~N** 佔 **28.4%**; 靜風佔 **10.8%** 。

[註5]: 資料每小時記錄一次 , 合計 **3717**筆 ( **99.9%**) , 檔名 : **W448KHX0.1HY** 。

# 表6.5.27　歷年 9月 高雄港測站 X 風速及風向聯合分佈百分比 (%) 統計表

**2003年 9月 1日 0時 ~ 2007年 9月30日23時**

| 風向<br>風速 | N | NNE | NE | ENE | E | ESE | SE | SSE | S | SSW | SW | WSW | W | WNW | NW | NNW | 合計<br>(%) |
|---|---|---|---|---|---|---|---|---|---|---|---|---|---|---|---|---|---|
| **.3m/s** | 1.6 | 1.5 | 1.0 | .4 | .2 | .6 | .2 | .4 | .2 | .7 | .6 | .5 | 1.6 | 1.0 | 1.1 | 1.6 | 13.5 |
| **1m/s** | 3.1 | 3.2 | 2.2 | 1.0 | .4 | 1.3 | .8 | .6 | .7 | 2.2 | .8 | 1.0 | 3.8 | 1.9 | 2.1 | 2.5 | 27.5 |
| **2m/s** | 1.4 | 1.3 | 1.2 | .1 | .1 | .5 | .3 | .8 | .5 | 1.0 | .8 | .9 | 4.3 | 1.2 | 1.2 | 1.2 | 16.9 |
| **3m/s** | .5 | .4 | .4 | .1 | .0 | .2 | .1 | .5 | .3 | .9 | .1 | .7 | 3.8 | 1.4 | .7 | .7 | 10.7 |
| **4m/s** | .2 | .1 | .0 | .0 | .0 | .1 | .2 | .7 | .6 | .5 | .1 | .1 | 1.9 | .2 | .4 | .4 | 5.4 |
| **5m/s** | .1 | .0 | .0 | .0 | .0 | .0 | .0 | .3 | .1 | .1 | .0 | .1 | .4 | .0 | .2 | .2 | 1.7 |
| **6m/s** | .0 | .0 | .0 | .0 | .0 | .0 | .1 | .6 | .3 | .1 | .0 | .0 | .0 | .0 | .2 | .2 | 1.6 |
| **7m/s** | .0 | .0 | .0 | .0 | .0 | .0 | .1 | .3 | .1 | .1 | .0 | .0 | .0 | .0 | .1 | .0 | .8 |
| **8m/s** | .0 | .0 | .0 | .0 | .0 | .0 | .0 | .4 | .1 | .1 | .0 | .0 | .1 | .0 | .1 | .0 | .8 |
| **10m/s** | .0 | .0 | .0 | .0 | .0 | .0 | .0 | .0 | .0 | .0 | .0 | .0 | .0 | .0 | .0 | .0 | .1 |
| **12m/s** | .0 | .0 | .0 | .0 | .0 | .0 | .0 | .0 | .0 | .0 | .0 | .0 | .0 | .0 | .0 | .0 | .1 |
| **14m/s** | .0 | .0 | .0 | .0 | .0 | .0 | .0 | .0 | .0 | .0 | .0 | .0 | .0 | .1 | .0 | .0 | .1 |
| **16m/s** | .0 | .0 | .0 | .0 | .0 | .0 | .0 | .0 | .0 | .0 | .0 | .0 | .0 | .0 | .0 | .0 | .0 |
| **18m/s** | .0 | .0 | .0 | .0 | .0 | .0 | .0 | .0 | .0 | .0 | .0 | .0 | .0 | .0 | .0 | .0 | .0 |
| **20m/s** | .0 | .0 | .0 | .0 | .0 | .0 | .0 | .0 | .0 | .0 | .0 | .0 | .0 | .0 | .0 | .0 | .0 |
| **25m/s** | .0 | .0 | .0 | .0 | .0 | .0 | .0 | .0 | .0 | .0 | .0 | .0 | .0 | .0 | .0 | .0 | .0 |
| **30m/s** | .0 | .0 | .0 | .0 | .0 | .0 | .0 | .0 | .0 | .0 | .0 | .0 | .0 | .0 | .0 | .0 | .0 |
| **35m/s** | .0 | .0 | .0 | .0 | .0 | .0 | .0 | .0 | .0 | .0 | .0 | .0 | .0 | .0 | .0 | .0 | .0 |
| **40m/s** | .0 | .0 | .0 | .0 | .0 | .0 | .0 | .0 | .0 | .0 | .0 | .0 | .0 | .0 | .0 | .0 | .0 |
| **100m/s** | | | | | | | | | | | | | | | | | |
| 合計 (%) | 6.9 | 6.6 | 4.9 | 1.7 | .8 | 2.8 | 1.9 | 4.6 | 2.9 | 5.8 | 2.4 | 3.4 | 16.0 | 5.9 | 6.1 | 6.7 | 79.2 |

[註1]: 風速介於 **1.0m/s~ 2.0m/s** 佔 **27.5%** 。主風向 **W** 佔 **16.0%** 。

[註2]: 風速平均值 = **1.9m/s** , 風速最大值 = **15.4m/s** , 其風向爲 **WNW**。

[註3]: 風速小於**5m/s** 佔 **94.8%**; 介於**5~10m/s** 佔 **4.9%** ; 風速大於**10m/s** 佔 **.3%**。

[註4]: 風向介於 **N~E** 佔 **16.7%**;**E~S** 佔 **11.3%** ;**S~W** 佔 **21.0%** ;**W~N** 佔 **30.2%**; 靜風佔 **20.8%** 。

[註5]: 資料每小時記錄一次 , 合計 **3589**筆 ( **99.7%**) , 檔名 : **W449KHX0.1HY** 。

# 表6.5.28　歷年 10月 高雄港測站 X 風速及風向聯合分佈百分比 (%) 統計表

**2003年10月 1日 0時 ~ 2007年10月31日23時**

| 風向<br>風速 | N | NNE | NE | ENE | E | ESE | SE | SSE | S | SSW | SW | WSW | W | WNW | NW | NNW | 合計<br>(%) |
|---|---|---|---|---|---|---|---|---|---|---|---|---|---|---|---|---|---|
| **.3m/s** | 1.7 | 1.7 | .9 | .2 | .2 | .5 | .1 | .2 | .2 | .6 | .5 | .5 | 1.7 | 1.0 | 1.2 | 1.9 | 13.0 |
| **1m/s** | 4.1 | 3.3 | 1.4 | .6 | .1 | .6 | .1 | .2 | .4 | 1.7 | .9 | 1.1 | 3.8 | 1.2 | 1.2 | 3.4 | 24.3 |
| **2m/s** | 2.7 | 2.0 | .9 | .4 | .1 | .1 | .0 | .3 | .2 | 1.2 | .6 | .9 | 5.4 | 1.5 | 1.1 | 1.4 | 18.7 |
| **3m/s** | 1.6 | .8 | .2 | .0 | .0 | .0 | .0 | .1 | .1 | .4 | .1 | .5 | 4.1 | .9 | .3 | .8 | 9.9 |
| **4m/s** | .5 | .2 | .0 | .0 | .0 | .0 | .0 | .1 | .1 | .1 | .0 | .3 | 1.5 | .2 | .2 | .2 | 3.4 |
| **5m/s** | .1 | .1 | .0 | .0 | .0 | .0 | .0 | .1 | .1 | .1 | .0 | .0 | .2 | .0 | .0 | .2 | .8 |
| **6m/s** | .1 | .0 | .0 | .0 | .0 | .0 | .0 | .0 | .0 | .0 | .0 | .0 | .0 | .0 | .0 | .1 | .3 |
| **7m/s** | .0 | .0 | .0 | .0 | .0 | .0 | .0 | .2 | .1 | .0 | .0 | .0 | .0 | .1 | .0 | .0 | .4 |
| **8m/s** | .0 | .0 | .0 | .0 | .0 | .0 | .0 | .0 | .0 | .0 | .0 | .0 | .0 | .0 | .1 | .0 | .1 |
| **10m/s** | .0 | .0 | .0 | .0 | .0 | .0 | .0 | .0 | .0 | .0 | .0 | .0 | .1 | .0 | .1 | .1 | .3 |
| **12m/s** | .0 | .0 | .0 | .0 | .0 | .0 | .0 | .0 | .0 | .0 | .0 | .0 | .0 | .0 | .1 | .0 | .1 |
| **14m/s** | .0 | .0 | .0 | .0 | .0 | .0 | .0 | .0 | .0 | .0 | .0 | .0 | .0 | .0 | .0 | .0 | .0 |
| **16m/s** | .0 | .0 | .0 | .0 | .0 | .0 | .0 | .0 | .0 | .0 | .0 | .0 | .0 | .0 | .0 | .0 | .0 |
| **18m/s** | .0 | .0 | .0 | .0 | .0 | .0 | .0 | .0 | .0 | .0 | .0 | .0 | .0 | .0 | .0 | .0 | .0 |
| **20m/s** | .0 | .0 | .0 | .0 | .0 | .0 | .0 | .0 | .0 | .0 | .0 | .0 | .0 | .0 | .0 | .0 | .0 |
| **25m/s** | .0 | .0 | .0 | .0 | .0 | .0 | .0 | .0 | .0 | .0 | .0 | .0 | .0 | .0 | .0 | .0 | .0 |
| **30m/s** | .0 | .0 | .0 | .0 | .0 | .0 | .0 | .0 | .0 | .0 | .0 | .0 | .0 | .0 | .0 | .0 | .0 |
| **35m/s** | .0 | .0 | .0 | .0 | .0 | .0 | .0 | .0 | .0 | .0 | .0 | .0 | .0 | .0 | .0 | .0 | .0 |
| **40m/s** | .0 | .0 | .0 | .0 | .0 | .0 | .0 | .0 | .0 | .0 | .0 | .0 | .0 | .0 | .0 | .0 | .0 |
| **100m/s** | | | | | | | | | | | | | | | | | |
| 合計 (%) | 10.6 | 8.1 | 3.3 | 1.3 | .4 | 1.1 | .3 | 1.1 | 1.2 | 4.1 | 2.2 | 3.3 | 16.9 | 4.9 | 4.2 | 8.1 | 71.3 |

[註**1**]: 風速介於 **1.0m/s~ 2.0m/s** 佔 **24.3%** 。主風向 **W** 佔 **16.9%** 。

[註**2**]: 風速平均值 **= 1.6m/s** , 風速最大值 **= 13.2m/s** , 其風向爲 **NW** 。

[註**3**]: 風速小於**5m/s** 佔 **98.0%**; 介於**5~10m/s** 佔 **1.6%** ; 風速大於**10m/s** 佔 **.4%**。

[註**4**]: 風向介於 **N~E** 佔 **19.6%**;**E~S** 佔 **3.2%** ;**S~W** 佔 **19.6%** ;**W~N** 佔 **28.9%**; 靜風佔 **28.7%** 。

[註**5**]: 資料每小時記錄一次 , 合計 **3719**筆 **(100.0%)** , 檔名 : **W44AKHX0.1HY** 。

# 表6.5.29　歷年 11月 高雄港測站 X 風速及風向聯合分佈百分比 (%) 統計表

**2003年11月 1日 0時 ~ 2007年11月30日23時**

| 風向<br>風速 | N | NNE | NE | ENE | E | ESE | SE | SSE | S | SSW | SW | WSW | W | WNW | NW | NNW | 合計<br>(%) |
|---|---|---|---|---|---|---|---|---|---|---|---|---|---|---|---|---|---|
| **.3m/s** | 3.8 | 3.3 | .8 | .2 | .0 | .2 | .0 | .1 | .0 | .1 | .1 | .3 | 1.7 | .7 | 1.4 | 3.5 | 16.1 |
| **1m/s** | 8.0 | 7.5 | 1.4 | .6 | .0 | .2 | .1 | .0 | .0 | .2 | .6 | .6 | 3.5 | 1.4 | 2.6 | 5.8 | 32.6 |
| **2m/s** | 6.4 | 4.6 | .3 | .0 | .0 | .0 | .0 | .1 | .1 | .1 | .0 | .8 | 4.9 | 1.4 | 1.2 | 3.2 | 23.2 |
| **3m/s** | 3.6 | 2.8 | .1 | .0 | .0 | .0 | .0 | .0 | .1 | .1 | .0 | .5 | 3.3 | .6 | .4 | 1.5 | 12.9 |
| **4m/s** | 1.1 | 1.4 | .1 | .0 | .0 | .0 | .0 | .1 | .0 | .0 | .0 | .1 | 1.1 | .3 | .1 | .2 | 4.3 |
| **5m/s** | .4 | .4 | .1 | .0 | .0 | .0 | .0 | .0 | .0 | .0 | .0 | .0 | .3 | .0 | .0 | .0 | 1.2 |
| **6m/s** | .1 | .0 | .0 | .0 | .0 | .0 | .0 | .0 | .0 | .0 | .0 | .0 | .0 | .0 | .0 | .0 | .1 |
| **7m/s** | .0 | .0 | .0 | .0 | .0 | .0 | .0 | .0 | .0 | .0 | .0 | .0 | .0 | .0 | .0 | .0 | .0 |
| **8m/s** | .0 | .0 | .0 | .0 | .0 | .0 | .0 | .0 | .0 | .0 | .0 | .0 | .0 | .0 | .0 | .0 | .0 |
| **10m/s** | .0 | .0 | .0 | .0 | .0 | .0 | .0 | .0 | .0 | .0 | .0 | .0 | .0 | .0 | .0 | .0 | .0 |
| **12m/s** | .0 | .0 | .0 | .0 | .0 | .0 | .0 | .0 | .0 | .0 | .0 | .0 | .0 | .0 | .0 | .0 | .0 |
| **14m/s** | .0 | .0 | .0 | .0 | .0 | .0 | .0 | .0 | .0 | .0 | .0 | .0 | .0 | .0 | .0 | .0 | .0 |
| **16m/s** | .0 | .0 | .0 | .0 | .0 | .0 | .0 | .0 | .0 | .0 | .0 | .0 | .0 | .0 | .0 | .0 | .0 |
| **18m/s** | .0 | .0 | .0 | .0 | .0 | .0 | .0 | .0 | .0 | .0 | .0 | .0 | .0 | .0 | .0 | .0 | .0 |
| **20m/s** | .0 | .0 | .0 | .0 | .0 | .0 | .0 | .0 | .0 | .0 | .0 | .0 | .0 | .0 | .0 | .0 | .0 |
| **25m/s** | .0 | .0 | .0 | .0 | .0 | .0 | .0 | .0 | .0 | .0 | .0 | .0 | .0 | .0 | .0 | .0 | .0 |
| **30m/s** | .0 | .0 | .0 | .0 | .0 | .0 | .0 | .0 | .0 | .0 | .0 | .0 | .0 | .0 | .0 | .0 | .0 |
| **35m/s** | .0 | .0 | .0 | .0 | .0 | .0 | .0 | .0 | .0 | .0 | .0 | .0 | .0 | .0 | .0 | .0 | .0 |
| **40m/s** | .0 | .0 | .0 | .0 | .0 | .0 | .0 | .0 | .0 | .0 | .0 | .0 | .0 | .0 | .0 | .0 | .0 |
| **100m/s** | | | | | | | | | | | | | | | | | |
| 合計 (%) | 23.3 | 20.0 | 2.8 | .8 | .0 | .4 | .1 | .3 | .2 | .5 | .7 | 2.4 | 14.7 | 4.4 | 5.7 | 14.2 | 90.4 |

[註**1**]: 風速介於 **1.0m/s~ 2.0m/s** 佔 **32.6%** 。主風向 **N** 佔 **23.3%** 。

[註**2**]: 風速平均值 **= 1.9m/s** , 風速最大值 **= 6.5m/s** , 其風向爲 **N** 。

[註**3**]: 風速小於**5m/s** 佔 **98.7%**; 介於**5~10m/s** 佔 **1.3%** ; 風速大於**10m/s** 佔 **.0%**。

[註**4**]: 風向介於 **N~E** 佔 **40.2%**;**E~S** 佔 **1.0%** ;**S~W** 佔 **9.7%** ;**W~N** 佔 **39.6%**; 靜風佔 **9.6%** 。

[註**5**]: 資料每小時記錄一次 , 合計 **3600**筆 **(100.0%)** , 檔名 : **W44BKHX0.1HY** 。

# 表6.5.30　歷年 冬季 高雄港測站 X 風速及風向聯合分佈百分比 (%) 統計表

**2003年12月 1日 1時 ~ 2007年 2月28日23時**

| 風向<br>風速 | N | NNE | NE | ENE | E | ESE | SE | SSE | S | SSW | SW | WSW | W | WNW | NW | NNW | 合計<br>(%) |
|---|---|---|---|---|---|---|---|---|---|---|---|---|---|---|---|---|---|
| **.3m/s** | 2.4 | 2.0 | .3 | .1 | .0 | .0 | .0 | .1 | .0 | .0 | .0 | .1 | .6 | .3 | .6 | 1.4 | 8.1 |
| **1m/s** | 8.7 | 7.1 | .8 | .1 | .0 | .0 | .1 | .1 | .1 | .2 | .2 | .5 | 1.7 | .9 | 1.6 | 3.8 | 25.6 |
| **2m/s** | 11.3 | 6.8 | .5 | .0 | .0 | .0 | .0 | .1 | .1 | .2 | .1 | .4 | 2.9 | .9 | 1.3 | 4.1 | 28.6 |
| **3m/s** | 7.8 | 4.3 | .3 | .0 | .0 | .0 | .0 | .1 | .1 | .1 | .0 | .3 | 2.1 | .6 | .6 | 2.6 | 19.1 |
| **4m/s** | 3.8 | 2.4 | .1 | .0 | .0 | .0 | .0 | .1 | .0 | .1 | .0 | .0 | .5 | .2 | .2 | 1.0 | 8.5 |
| **5m/s** | 1.4 | 1.0 | .0 | .0 | .0 | .0 | .0 | .1 | .1 | .0 | .0 | .0 | .1 | .0 | .1 | .4 | 3.2 |
| **6m/s** | .5 | .2 | .0 | .0 | .0 | .0 | .0 | .1 | .0 | .0 | .0 | .0 | .0 | .0 | .0 | .1 | .9 |
| **7m/s** | .1 | .0 | .0 | .0 | .0 | .0 | .0 | .1 | .0 | .0 | .0 | .0 | .0 | .0 | .0 | .0 | .3 |
| **8m/s** | .0 | .0 | .0 | .0 | .0 | .0 | .0 | .0 | .0 | .0 | .0 | .0 | .0 | .0 | .0 | .0 | .1 |
| **10m/s** | .0 | .0 | .0 | .0 | .0 | .0 | .0 | .0 | .0 | .0 | .0 | .0 | .0 | .0 | .0 | .0 | .0 |
| **12m/s** | .0 | .0 | .0 | .0 | .0 | .0 | .0 | .0 | .0 | .0 | .0 | .0 | .0 | .0 | .0 | .0 | .0 |
| **14m/s** | .0 | .0 | .0 | .0 | .0 | .0 | .0 | .0 | .0 | .0 | .0 | .0 | .0 | .0 | .0 | .0 | .0 |
| **16m/s** | .0 | .0 | .0 | .0 | .0 | .0 | .0 | .0 | .0 | .0 | .0 | .0 | .0 | .0 | .0 | .0 | .0 |
| **18m/s** | .0 | .0 | .0 | .0 | .0 | .0 | .0 | .0 | .0 | .0 | .0 | .0 | .0 | .0 | .0 | .0 | .0 |
| **20m/s** | .0 | .0 | .0 | .0 | .0 | .0 | .0 | .0 | .0 | .0 | .0 | .0 | .0 | .0 | .0 | .0 | .0 |
| **25m/s** | .0 | .0 | .0 | .0 | .0 | .0 | .0 | .0 | .0 | .0 | .0 | .0 | .0 | .0 | .0 | .0 | .0 |
| **30m/s** | .0 | .0 | .0 | .0 | .0 | .0 | .0 | .0 | .0 | .0 | .0 | .0 | .0 | .0 | .0 | .0 | .0 |
| **35m/s** | .0 | .0 | .0 | .0 | .0 | .0 | .0 | .0 | .0 | .0 | .0 | .0 | .0 | .0 | .0 | .0 | .0 |
| **40m/s** | .0 | .0 | .0 | .0 | .0 | .0 | .0 | .0 | .0 | .0 | .0 | .0 | .0 | .0 | .0 | .0 | .0 |
| **100m/s** | | | | | | | | | | | | | | | | | |
| 合計 (%) | 36.1 | 23.8 | 2.0 | .2 | .0 | .1 | .3 | .8 | .6 | .5 | .3 | 1.3 | 7.9 | 3.0 | 4.4 | 13.4 | 94.5 |

[註**1**]: 風速介於 **2.0m/s~ 3.0m/s** 佔 **28.6%** 。主風向 **N** 佔 **36.1%** 。

[註**2**]: 風速平均值 **= 2.5m/s** , 風速最大值 **= 9.5m/s** , 其風向爲 **ESE**。

[註**3**]: 風速小於**5m/s** 佔 **95.5%**; 介於**5~10m/s** 佔 **4.5%** ; 風速大於**10m/s** 佔 **.0%**。

[註**4**]: 風向介於 **N~E** 佔 **51.3%**;**E~S** 佔 **1.5%** ;**S~W** 佔 **6.1%** ;**W~N** 佔 **35.6%**; 靜風佔 **5.5%** 。

[註**5**]: 資料每小時記錄一次 , 合計 **8660**筆 **(100.0%)** , 檔名 : **W44WKHX0.1HY** 。

# 表6.5.31　歷年 春季 高雄港測站 X 風速及風向聯合分佈百分比 (%) 統計表

**2004年 3月 1日 0時 ~ 2007年 5月31日23時**

| 風向<br>風速 | N | NNE | NE | ENE | E | ESE | SE | SSE | S | SSW | SW | WSW | W | WNW | NW | NNW | 合計<br>(%) |
|---|---|---|---|---|---|---|---|---|---|---|---|---|---|---|---|---|---|
| **.3m/s** | 2.0 | 2.7 | .6 | .1 | .1 | .1 | .2 | .2 | .2 | .8 | .6 | .5 | 1.5 | .9 | 1.2 | 1.4 | 13.1 |
| **1m/s** | 5.4 | 5.3 | 1.3 | .2 | .1 | .5 | .3 | .6 | .6 | 1.6 | .9 | .7 | 3.8 | 1.8 | 2.1 | 3.1 | 28.2 |
| **2m/s** | 4.8 | 3.1 | .6 | .1 | .1 | .1 | .1 | .5 | .5 | 1.4 | .5 | .8 | 4.7 | 1.7 | 1.1 | 2.4 | 22.5 |
| **3m/s** | 2.5 | 1.4 | .1 | .0 | .0 | .1 | .1 | .5 | .5 | .8 | .1 | .5 | 4.8 | 1.1 | .6 | 1.0 | 14.1 |
| **4m/s** | 1.1 | .6 | .0 | .0 | .0 | .0 | .1 | .7 | .5 | .5 | .0 | .2 | 2.2 | .6 | .3 | .3 | 6.9 |
| **5m/s** | .4 | .3 | .0 | .0 | .0 | .0 | .1 | .9 | .3 | .3 | .0 | .0 | .5 | .1 | .1 | .1 | 3.0 |
| **6m/s** | .2 | .1 | .0 | .0 | .0 | .0 | .0 | .4 | .1 | .0 | .0 | .0 | .0 | .0 | .0 | .0 | 1.0 |
| **7m/s** | .0 | .0 | .0 | .0 | .0 | .0 | .0 | .2 | .0 | .0 | .0 | .0 | .0 | .0 | .0 | .0 | .3 |
| **8m/s** | .0 | .0 | .0 | .0 | .0 | .0 | .0 | .1 | .1 | .0 | .0 | .0 | .0 | .0 | .0 | .0 | .2 |
| **10m/s** | .0 | .0 | .0 | .0 | .0 | .0 | .0 | .1 | .0 | .0 | .0 | .0 | .0 | .0 | .0 | .0 | .2 |
| **12m/s** | .0 | .0 | .0 | .0 | .0 | .0 | .0 | .0 | .0 | .0 | .0 | .0 | .0 | .0 | .0 | .0 | .0 |
| **14m/s** | .0 | .0 | .0 | .0 | .0 | .0 | .0 | .0 | .0 | .0 | .0 | .0 | .0 | .0 | .0 | .0 | .0 |
| **16m/s** | .0 | .0 | .0 | .0 | .0 | .0 | .0 | .0 | .0 | .0 | .0 | .0 | .0 | .0 | .0 | .0 | .0 |
| **18m/s** | .0 | .0 | .0 | .0 | .0 | .0 | .0 | .0 | .0 | .0 | .0 | .0 | .0 | .0 | .0 | .0 | .0 |
| **20m/s** | .0 | .0 | .0 | .0 | .0 | .0 | .0 | .0 | .0 | .0 | .0 | .0 | .0 | .0 | .0 | .0 | .0 |
| **25m/s** | .0 | .0 | .0 | .0 | .0 | .0 | .0 | .0 | .0 | .0 | .0 | .0 | .0 | .0 | .0 | .0 | .0 |
| **30m/s** | .0 | .0 | .0 | .0 | .0 | .0 | .0 | .0 | .0 | .0 | .0 | .0 | .0 | .0 | .0 | .0 | .0 |
| **35m/s** | .0 | .0 | .0 | .0 | .0 | .0 | .0 | .0 | .0 | .0 | .0 | .0 | .0 | .0 | .0 | .0 | .0 |
| **40m/s** | .0 | .0 | .0 | .0 | .0 | .0 | .0 | .0 | .0 | .0 | .0 | .0 | .0 | .0 | .0 | .0 | .0 |
| **100m/s** | | | | | | | | | | | | | | | | | |
| 合計 (%) | 16.3 | 13.5 | 2.7 | .5 | .4 | .8 | 1.1 | 4.3 | 2.9 | 5.4 | 2.0 | 2.6 | 17.4 | 6.1 | 5.4 | 8.4 | 89.6 |

[註**1**]: 風速介於 **1.0m/s~ 2.0m/s** 佔 **28.2%** 。主風向 **W** 佔 **17.4%** 。

[註**2**]: 風速平均值 **= 2.2m/s** , 風速最大值 **= 13.2m/s** , 其風向爲 **SSE**。

[註**3**]: 風速小於**5m/s** 佔 **95.3%**; 介於**5~10m/s** 佔 **4.5%** ; 風速大於**10m/s** 佔 **.2%**。

[註**4**]: 風向介於 **N~E** 佔 **27.8%**;**E~S** 佔 **8.0%** ;**S~W** 佔 **19.5%** ;**W~N** 佔 **34.2%**; 靜風佔 **10.4%** 。

[註**5**]: 資料每小時記錄一次 , 合計 **7714**筆 ( **95.1%**) , 檔名 : **W44NKHX0.1HY** 。

# 表6.5.32　歷年 夏季 高雄港測站 X 風速及風向聯合分佈百分比 (%) 統計表

**2003年 6月25日13時 ~ 2007年 8月31日23時**

| 風向<br>風速 | N | NNE | NE | ENE | E | ESE | SE | SSE | S | SSW | SW | WSW | W | WNW | NW | NNW | 合計<br>(%) |
|---|---|---|---|---|---|---|---|---|---|---|---|---|---|---|---|---|---|
| **.3m/s** | 1.0 | 1.4 | 1.0 | .3 | .2 | .6 | .3 | .3 | .5 | .8 | .5 | .4 | 1.3 | .6 | .9 | .9 | 11.2 |
| **1m/s** | 1.6 | 2.3 | 2.4 | .5 | .5 | 1.5 | .6 | 1.4 | 1.3 | 2.2 | 1.5 | 1.2 | 3.7 | 1.6 | 1.5 | 1.6 | 25.4 |
| **2m/s** | .7 | 1.1 | 1.2 | .3 | .2 | .6 | .5 | 1.3 | 1.5 | 2.6 | 1.4 | 1.1 | 4.2 | 1.3 | 1.0 | .7 | 19.5 |
| **3m/s** | .3 | .4 | .3 | .0 | .0 | .2 | .3 | 1.3 | 1.5 | 1.9 | .5 | .5 | 3.6 | 1.3 | .6 | .3 | 13.1 |
| **4m/s** | .1 | .1 | .1 | .0 | .0 | .1 | .3 | 1.3 | 1.3 | 1.2 | .2 | .3 | 2.1 | .5 | .4 | .2 | 8.2 |
| **5m/s** | .0 | .0 | .0 | .0 | .0 | .0 | .2 | 1.4 | .9 | .7 | .1 | .1 | .6 | .2 | .3 | .1 | 4.8 |
| **6m/s** | .0 | .0 | .0 | .0 | .0 | .1 | .2 | 1.3 | .7 | .5 | .1 | .0 | .1 | .1 | .1 | .1 | 3.3 |
| **7m/s** | .0 | .0 | .0 | .0 | .0 | .0 | .1 | 1.0 | .5 | .2 | .0 | .0 | .1 | .0 | .1 | .0 | 2.1 |
| **8m/s** | .0 | .0 | .0 | .0 | .0 | .0 | .1 | .8 | .3 | .3 | .0 | .0 | .1 | .0 | .0 | .0 | 1.7 |
| **10m/s** | .0 | .0 | .0 | .0 | .0 | .0 | .0 | .1 | .1 | .1 | .0 | .0 | .1 | .0 | .1 | .0 | .5 |
| **12m/s** | .0 | .0 | .0 | .0 | .0 | .0 | .0 | .0 | .0 | .0 | .0 | .0 | .0 | .0 | .0 | .0 | .1 |
| **14m/s** | .0 | .0 | .0 | .0 | .0 | .0 | .0 | .0 | .0 | .0 | .0 | .0 | .0 | .0 | .0 | .0 | .0 |
| **16m/s** | .0 | .0 | .0 | .0 | .0 | .0 | .0 | .0 | .0 | .0 | .0 | .0 | .0 | .0 | .0 | .0 | .0 |
| **18m/s** | .0 | .0 | .0 | .0 | .0 | .0 | .0 | .0 | .0 | .0 | .0 | .0 | .0 | .0 | .0 | .0 | .0 |
| **20m/s** | .0 | .0 | .0 | .0 | .0 | .0 | .0 | .0 | .0 | .0 | .0 | .0 | .0 | .0 | .0 | .0 | .0 |
| **25m/s** | .0 | .0 | .0 | .0 | .0 | .0 | .0 | .0 | .0 | .0 | .0 | .0 | .0 | .0 | .0 | .0 | .0 |
| **30m/s** | .0 | .0 | .0 | .0 | .0 | .0 | .0 | .0 | .0 | .0 | .0 | .0 | .0 | .0 | .0 | .0 | .0 |
| **35m/s** | .0 | .0 | .0 | .0 | .0 | .0 | .0 | .0 | .0 | .0 | .0 | .0 | .0 | .0 | .0 | .0 | .0 |
| **40m/s** | .0 | .0 | .0 | .0 | .0 | .0 | .0 | .0 | .0 | .0 | .0 | .0 | .0 | .0 | .0 | .0 | .0 |
| **100m/s** | | | | | | | | | | | | | | | | | |
| 合計 (%) | 3.7 | 5.4 | 5.0 | 1.2 | 1.0 | 3.1 | 2.7 | 10.2 | 8.6 | 10.5 | 4.4 | 3.7 | 15.8 | 5.6 | 5.0 | 3.9 | 90.0 |

[註1]: 風速介於 **1.0m/s~ 2.0m/s** 佔 **25.4%** 。主風向 **W** 佔 **15.8%** 。

[註2]: 風速平均值 = **2.6m/s** , 風速最大值 = **13.5m/s** , 其風向爲 **W** 。

[註3]: 風速小於**5m/s** 佔 **87.4%**; 介於**5~10m/s** 佔 **11.9%** ; 風速大於**10m/s** 佔 **.7%**。

[註4]: 風向介於 **N~E** 佔 **14.2%**;**E~S** 佔 **20.6%** ;**S~W** 佔 **30.7%** ;**W~N** 佔 **24.6%**; 靜風佔 **10.0%** 。

[註5]: 資料每小時記錄一次 , 合計 **10272**筆 ( **93.0%**) , 檔名 : **W44SKHX0.1HY** 。

# 表6.5.33　歷年 秋季 高雄港測站 X 風速及風向聯合分佈百分比 (%) 統計表

**2003年 9月 1日 0時 ~ 2007年11月30日23時**

| 風向<br>風速 | N | NNE | NE | ENE | E | ESE | SE | SSE | S | SSW | SW | WSW | W | WNW | NW | NNW | 合計<br>(%) |
|---|---|---|---|---|---|---|---|---|---|---|---|---|---|---|---|---|---|
| **.3m/s** | 2.4 | 2.2 | .9 | .3 | .1 | .4 | .1 | .2 | .1 | .5 | .4 | .5 | 1.7 | .9 | 1.2 | 2.3 | 14.2 |
| **1m/s** | 5.0 | 4.7 | 1.7 | .7 | .2 | .7 | .3 | .3 | .4 | 1.4 | .8 | .9 | 3.7 | 1.5 | 2.0 | 3.9 | 28.1 |
| **2m/s** | 3.5 | 2.7 | .8 | .2 | .1 | .2 | .1 | .4 | .3 | .8 | .5 | .9 | 4.9 | 1.4 | 1.1 | 1.9 | 19.6 |
| **3m/s** | 1.9 | 1.3 | .2 | .0 | .0 | .1 | .0 | .2 | .2 | .4 | .1 | .6 | 3.7 | 1.0 | .5 | 1.0 | 11.2 |
| **4m/s** | .6 | .5 | .0 | .0 | .0 | .0 | .1 | .3 | .2 | .2 | .0 | .1 | 1.5 | .2 | .2 | .3 | 4.3 |
| **5m/s** | .2 | .2 | .0 | .0 | .0 | .0 | .0 | .1 | .1 | .1 | .0 | .0 | .3 | .0 | .1 | .1 | 1.2 |
| **6m/s** | .0 | .0 | .0 | .0 | .0 | .0 | .0 | .2 | .1 | .0 | .0 | .0 | .0 | .0 | .1 | .1 | .7 |
| **7m/s** | .0 | .0 | .0 | .0 | .0 | .0 | .0 | .2 | .1 | .0 | .0 | .0 | .0 | .0 | .0 | .0 | .4 |
| **8m/s** | .0 | .0 | .0 | .0 | .0 | .0 | .0 | .1 | .0 | .0 | .0 | .0 | .0 | .0 | .0 | .0 | .3 |
| **10m/s** | .0 | .0 | .0 | .0 | .0 | .0 | .0 | .0 | .0 | .0 | .0 | .0 | .0 | .0 | .0 | .0 | .1 |
| **12m/s** | .0 | .0 | .0 | .0 | .0 | .0 | .0 | .0 | .0 | .0 | .0 | .0 | .0 | .0 | .0 | .0 | .1 |
| **14m/s** | .0 | .0 | .0 | .0 | .0 | .0 | .0 | .0 | .0 | .0 | .0 | .0 | .0 | .0 | .0 | .0 | .0 |
| **16m/s** | .0 | .0 | .0 | .0 | .0 | .0 | .0 | .0 | .0 | .0 | .0 | .0 | .0 | .0 | .0 | .0 | .0 |
| **18m/s** | .0 | .0 | .0 | .0 | .0 | .0 | .0 | .0 | .0 | .0 | .0 | .0 | .0 | .0 | .0 | .0 | .0 |
| **20m/s** | .0 | .0 | .0 | .0 | .0 | .0 | .0 | .0 | .0 | .0 | .0 | .0 | .0 | .0 | .0 | .0 | .0 |
| **25m/s** | .0 | .0 | .0 | .0 | .0 | .0 | .0 | .0 | .0 | .0 | .0 | .0 | .0 | .0 | .0 | .0 | .0 |
| **30m/s** | .0 | .0 | .0 | .0 | .0 | .0 | .0 | .0 | .0 | .0 | .0 | .0 | .0 | .0 | .0 | .0 | .0 |
| **35m/s** | .0 | .0 | .0 | .0 | .0 | .0 | .0 | .0 | .0 | .0 | .0 | .0 | .0 | .0 | .0 | .0 | .0 |
| **40m/s** | .0 | .0 | .0 | .0 | .0 | .0 | .0 | .0 | .0 | .0 | .0 | .0 | .0 | .0 | .0 | .0 | .0 |
| **100m/s** | | | | | | | | | | | | | | | | | |
| 合計 (%) | 13.6 | 11.5 | 3.7 | 1.3 | .4 | 1.4 | .7 | 2.0 | 1.4 | 3.5 | 1.8 | 3.0 | 15.9 | 5.1 | 5.3 | 9.7 | 80.2 |

[註**1**]: 風速介於 **1.0m/s~ 2.0m/s** 佔 **28.1%** 。主風向 **W** 佔 **15.9%** 。

[註**2**]: 風速平均值 **= 1.8m/s** , 風速最大值 **= 15.4m/s** , 其風向爲 **WNW**。

[註**3**]: 風速小於**5m/s** 佔 **97.2%**; 介於**5~10m/s** 佔 **2.6%** ; 風速大於**10m/s** 佔 **.2%**。

[註**4**]: 風向介於 **N~E** 佔 **25.4%**;**E~S** 佔 **5.1%** ;**S~W** 佔 **16.8%** ;**W~N** 佔 **32.8%**; 靜風佔 **19.8%** 。

[註**5**]: 資料每小時記錄一次 , 合計 **10908**筆 ( **99.9%**) , 檔名 : **W44FKHX0.1HY** 。

# 表6.5.34　歷年 高雄港測站 X 風速及風向聯合分佈百分比 (%) 統計表

**2003年 6月25日13時 ~ 2007年11月30日23時**

| 風向<br>風速 | N | NNE | NE | ENE | E | ESE | SE | SSE | S | SSW | SW | WSW | W | WNW | NW | NNW | 合計 (%) |
|---|---|---|---|---|---|---|---|---|---|---|---|---|---|---|---|---|---|
| **.3m/s** | 1.9 | 2.0 | .7 | .2 | .1 | .3 | .2 | .2 | .2 | .5 | .4 | .4 | 1.3 | .7 | 1.0 | 1.5 | 11.8 |
| **1m/s** | 5.0 | 4.7 | 1.6 | .4 | .2 | .7 | .3 | .6 | .6 | 1.4 | .9 | .9 | 3.3 | 1.5 | 1.8 | 3.1 | 26.8 |
| **2m/s** | 4.8 | 3.3 | .8 | .2 | .1 | .2 | .2 | .6 | .6 | 1.3 | .6 | .8 | 4.2 | 1.3 | 1.1 | 2.2 | 22.3 |
| **3m/s** | 2.9 | 1.8 | .2 | .0 | .0 | .1 | .1 | .5 | .6 | .9 | .2 | .5 | 3.6 | 1.0 | .6 | 1.2 | 14.1 |
| **4m/s** | 1.3 | .9 | .1 | .0 | .0 | .0 | .1 | .6 | .5 | .5 | .1 | .2 | 1.6 | .4 | .3 | .4 | 6.9 |
| **5m/s** | .5 | .3 | .0 | .0 | .0 | .0 | .1 | .6 | .4 | .3 | .0 | .0 | .4 | .1 | .1 | .2 | 3.0 |
| **6m/s** | .2 | .1 | .0 | .0 | .0 | .0 | .1 | .5 | .2 | .1 | .0 | .0 | .0 | .0 | .0 | .1 | 1.5 |
| **7m/s** | .0 | .0 | .0 | .0 | .0 | .0 | .1 | .4 | .2 | .1 | .0 | .0 | .0 | .0 | .0 | .0 | .8 |
| **8m/s** | .0 | .0 | .0 | .0 | .0 | .0 | .0 | .3 | .1 | .1 | .0 | .0 | .0 | .0 | .0 | .0 | .6 |
| **10m/s** | .0 | .0 | .0 | .0 | .0 | .0 | .0 | .0 | .0 | .0 | .0 | .0 | .0 | .0 | .0 | .0 | .2 |
| **12m/s** | .0 | .0 | .0 | .0 | .0 | .0 | .0 | .0 | .0 | .0 | .0 | .0 | .0 | .0 | .0 | .0 | .1 |
| **14m/s** | .0 | .0 | .0 | .0 | .0 | .0 | .0 | .0 | .0 | .0 | .0 | .0 | .0 | .0 | .0 | .0 | .0 |
| **16m/s** | .0 | .0 | .0 | .0 | .0 | .0 | .0 | .0 | .0 | .0 | .0 | .0 | .0 | .0 | .0 | .0 | .0 |
| **18m/s** | .0 | .0 | .0 | .0 | .0 | .0 | .0 | .0 | .0 | .0 | .0 | .0 | .0 | .0 | .0 | .0 | .0 |
| **20m/s** | .0 | .0 | .0 | .0 | .0 | .0 | .0 | .0 | .0 | .0 | .0 | .0 | .0 | .0 | .0 | .0 | .0 |
| **25m/s** | .0 | .0 | .0 | .0 | .0 | .0 | .0 | .0 | .0 | .0 | .0 | .0 | .0 | .0 | .0 | .0 | .0 |
| **30m/s** | .0 | .0 | .0 | .0 | .0 | .0 | .0 | .0 | .0 | .0 | .0 | .0 | .0 | .0 | .0 | .0 | .0 |
| **35m/s** | .0 | .0 | .0 | .0 | .0 | .0 | .0 | .0 | .0 | .0 | .0 | .0 | .0 | .0 | .0 | .0 | .0 |
| **40m/s** | .0 | .0 | .0 | .0 | .0 | .0 | .0 | .0 | .0 | .0 | .0 | .0 | .0 | .0 | .0 | .0 | .0 |
| **100m/s** | | | | | | | | | | | | | | | | | |
| 合計 (%) | 16.6 | 13.1 | 3.5 | .8 | .5 | 1.5 | 1.2 | 4.4 | 3.5 | 5.1 | 2.2 | 2.7 | 14.3 | 5.0 | 5.0 | 8.7 | 88.1 |

[註1]: 風速介於 **1.0m/s~ 2.0m/s** 佔 **26.8%** 。主風向 **N** 佔 **16.6%** 。

[註2]: 風速平均值 = **2.3m/s** , 風速最大值 = **15.4m/s** , 其風向爲 **WNW**。

[註3]: 風速小於**5m/s** 佔 **93.7%**; 介於**5~10m/s** 佔 **6.0%** ; 風速大於**10m/s** 佔 **.3%**。

[註4]: 風向介於 **N~E** 佔 **28.8%**;**E~S** 佔 **9.1%** ;**S~W** 佔 **18.7%** ;**W~N** 佔 **31.5%**; 靜風佔 **11.9%** 。

[註5]: 資料每小時記錄一次 , 合計 **37554**筆 ( **96.9%**) , 檔名 : **W440KHX0.1HY** 。

# 表6.5.35　2006年 12月 高雄港測站 B 風速及風向聯合分佈百分比 (%) 統計表

**2006年12月 1日 0時 ~ 2006年12月31日23時**

| 風向<br>風速 | N | NNE | NE | ENE | E | ESE | SE | SSE | S | SSW | SW | WSW | W | WNW | NW | NNW | 合計<br>(%) |
|---|---|---|---|---|---|---|---|---|---|---|---|---|---|---|---|---|---|
| **.3m/s** | 2.7 | .5 | .4 | .1 | .4 | .1 | .0 | .0 | .0 | .0 | .1 | .0 | .1 | .1 | .7 | 1.2 | 6.6 |
| **1m/s** | 17.9 | 7.3 | 3.4 | 1.7 | .7 | .0 | .0 | .1 | .1 | .0 | .1 | .4 | .8 | 1.3 | 1.7 | 2.4 | 38.1 |
| **2m/s** | 14.8 | 5.4 | 1.1 | .0 | .0 | .0 | .0 | .0 | .0 | .0 | .1 | .7 | 2.7 | 4.0 | 3.6 | 3.2 | 35.7 |
| **3m/s** | 7.1 | .9 | .0 | .0 | .0 | .0 | .0 | .0 | .0 | .0 | .0 | .0 | .1 | .9 | 3.1 | 1.7 | 14.0 |
| **4m/s** | 2.4 | .1 | .0 | .0 | .0 | .0 | .0 | .0 | .0 | .0 | .0 | .0 | .0 | .0 | .5 | .9 | 4.0 |
| **5m/s** | .9 | .0 | .0 | .0 | .0 | .0 | .0 | .0 | .0 | .0 | .0 | .0 | .0 | .0 | .0 | .1 | 1.1 |
| **6m/s** | .0 | .0 | .0 | .0 | .0 | .0 | .0 | .0 | .0 | .0 | .0 | .0 | .0 | .0 | .0 | .0 | .0 |
| **7m/s** | .0 | .0 | .0 | .0 | .0 | .0 | .0 | .0 | .0 | .0 | .0 | .0 | .0 | .0 | .0 | .0 | .0 |
| **8m/s** | .0 | .0 | .0 | .0 | .0 | .0 | .0 | .0 | .0 | .0 | .0 | .0 | .0 | .0 | .0 | .0 | .0 |
| **10m/s** | .0 | .0 | .0 | .0 | .0 | .0 | .0 | .0 | .0 | .0 | .0 | .0 | .0 | .0 | .0 | .0 | .0 |
| **12m/s** | .0 | .0 | .0 | .0 | .0 | .0 | .0 | .0 | .0 | .0 | .0 | .0 | .0 | .0 | .0 | .0 | .0 |
| **14m/s** | .0 | .0 | .0 | .0 | .0 | .0 | .0 | .0 | .0 | .0 | .0 | .0 | .0 | .0 | .0 | .0 | .0 |
| **16m/s** | .0 | .0 | .0 | .0 | .0 | .0 | .0 | .0 | .0 | .0 | .0 | .0 | .0 | .0 | .0 | .0 | .0 |
| **18m/s** | .0 | .0 | .0 | .0 | .0 | .0 | .0 | .0 | .0 | .0 | .0 | .0 | .0 | .0 | .0 | .0 | .0 |
| **20m/s** | .0 | .0 | .0 | .0 | .0 | .0 | .0 | .0 | .0 | .0 | .0 | .0 | .0 | .0 | .0 | .0 | .0 |
| **25m/s** | .0 | .0 | .0 | .0 | .0 | .0 | .0 | .0 | .0 | .0 | .0 | .0 | .0 | .0 | .0 | .0 | .0 |
| **30m/s** | .0 | .0 | .0 | .0 | .0 | .0 | .0 | .0 | .0 | .0 | .0 | .0 | .0 | .0 | .0 | .0 | .0 |
| **35m/s** | .0 | .0 | .0 | .0 | .0 | .0 | .0 | .0 | .0 | .0 | .0 | .0 | .0 | .0 | .0 | .0 | .0 |
| **40m/s** | .0 | .0 | .0 | .0 | .0 | .0 | .0 | .0 | .0 | .0 | .0 | .0 | .0 | .0 | .0 | .0 | .0 |
| **100m/s** | | | | | | | | | | | | | | | | | |
| 合計 (%) | 45.9 | 14.3 | 4.8 | 1.9 | 1.1 | .1 | .0 | .1 | .1 | .0 | .4 | 1.1 | 3.8 | 6.5 | 9.7 | 9.7 | 99.5 |

[註**1**]: 風速介於 **1.0m/s~ 2.0m/s** 佔 **38.1%** 。主風向 **N** 佔 **45.9%** 。

[註**2**]: 風速平均值 **= 2.2m/s** , 風速最大值 **= 5.8m/s** , 其風向爲 **N** 。

[註**3**]: 風速小於**5m/s** 佔 **98.9%**; 介於**5~10m/s** 佔 **1.1%** ; 風速大於**10m/s** 佔 **.0%**。

[註**4**]: 風向介於 **N~E** 佔 **47.2%**;**E~S** 佔 **.7%** ;**S~W** 佔 **1.7%** ;**W~N** 佔 **49.8%**; 靜風佔 **.5%** 。

[註**5**]: 資料每小時記錄一次 , 合計 **743**筆 ( **99.9%**) , 檔名 : **W06CKHB0.1HA** 。

# 表6.5.36　2007年 1月 高雄港測站 B 風速及風向聯合分佈百分比 (%) 統計表

**2007年 1月 1日 0時 ~ 2007年 1月31日23時**

| 風向<br>風速 | N | NNE | NE | ENE | E | ESE | SE | SSE | S | SSW | SW | WSW | W | WNW | NW | NNW | 合計<br>(%) |
|---|---|---|---|---|---|---|---|---|---|---|---|---|---|---|---|---|---|
| **.3m/s** | 2.3 | .4 | .3 | .1 | .3 | .0 | .0 | .0 | .0 | .1 | .0 | .0 | .0 | .4 | .0 | 1.2 | 5.1 |
| **1m/s** | 16.4 | 3.4 | 1.1 | .3 | .1 | .0 | .0 | .0 | .0 | .0 | .0 | .3 | .4 | .4 | 1.3 | 4.8 | 28.5 |
| **2m/s** | 22.1 | 5.5 | .4 | .1 | .0 | .0 | .0 | .0 | .0 | .1 | .5 | .1 | .8 | 3.5 | 5.5 | 4.6 | 43.3 |
| **3m/s** | 6.3 | 1.1 | .1 | .0 | .0 | .0 | .0 | .0 | .0 | .0 | .1 | .1 | .0 | 1.3 | 4.6 | 2.6 | 16.3 |
| **4m/s** | 3.2 | .1 | .0 | .0 | .0 | .0 | .0 | .0 | .0 | .0 | .0 | .0 | .0 | .0 | .7 | .4 | 4.4 |
| **5m/s** | .9 | .1 | .0 | .0 | .0 | .0 | .0 | .0 | .0 | .0 | .0 | .0 | .0 | .0 | .0 | .0 | 1.1 |
| **6m/s** | .1 | .0 | .0 | .0 | .0 | .0 | .0 | .0 | .0 | .0 | .0 | .0 | .0 | .0 | .0 | .0 | .1 |
| **7m/s** | .0 | .0 | .0 | .0 | .0 | .0 | .0 | .0 | .0 | .0 | .0 | .0 | .0 | .0 | .0 | .0 | .0 |
| **8m/s** | .0 | .0 | .0 | .0 | .0 | .0 | .0 | .0 | .0 | .0 | .0 | .0 | .0 | .0 | .0 | .0 | .0 |
| **10m/s** | .0 | .0 | .0 | .0 | .0 | .0 | .0 | .0 | .0 | .0 | .0 | .0 | .0 | .0 | .0 | .0 | .0 |
| **12m/s** | .0 | .0 | .0 | .0 | .0 | .0 | .0 | .0 | .0 | .0 | .0 | .0 | .0 | .0 | .0 | .0 | .0 |
| **14m/s** | .0 | .0 | .0 | .0 | .0 | .0 | .0 | .0 | .0 | .0 | .0 | .0 | .0 | .0 | .0 | .0 | .0 |
| **16m/s** | .0 | .0 | .0 | .0 | .0 | .0 | .0 | .0 | .0 | .0 | .0 | .0 | .0 | .0 | .0 | .0 | .0 |
| **18m/s** | .0 | .0 | .0 | .0 | .0 | .0 | .0 | .0 | .0 | .0 | .0 | .0 | .0 | .0 | .0 | .0 | .0 |
| **20m/s** | .0 | .0 | .0 | .0 | .0 | .0 | .0 | .0 | .0 | .0 | .0 | .0 | .0 | .0 | .0 | .0 | .0 |
| **25m/s** | .0 | .0 | .0 | .0 | .0 | .0 | .0 | .0 | .0 | .0 | .0 | .0 | .0 | .0 | .0 | .0 | .0 |
| **30m/s** | .0 | .0 | .0 | .0 | .0 | .0 | .0 | .0 | .0 | .0 | .0 | .0 | .0 | .0 | .0 | .0 | .0 |
| **35m/s** | .0 | .0 | .0 | .0 | .0 | .0 | .0 | .0 | .0 | .0 | .0 | .0 | .0 | .0 | .0 | .0 | .0 |
| **40m/s** | .0 | .0 | .0 | .0 | .0 | .0 | .0 | .0 | .0 | .0 | .0 | .0 | .0 | .0 | .0 | .0 | .0 |
| **100m/s** | | | | | | | | | | | | | | | | | |
| 合計 (%) | 51.4 | 10.6 | 1.9 | .5 | .4 | .0 | .0 | .0 | .0 | .3 | .7 | .5 | 1.2 | 5.7 | 12.1 | 13.6 | 98.9 |

[註**1**]: 風速介於 **2.0m/s~ 3.0m/s** 佔 **43.3%** 。主風向 **N** 佔 **51.4%** 。

[註**2**]: 風速平均值 **= 2.3m/s** , 風速最大值 **= 6.7m/s** , 其風向爲 **N** 。

[註**3**]: 風速小於**5m/s** 佔 **98.8%**; 介於**5~10m/s** 佔 **1.2%** ; 風速大於**10m/s** 佔 **.0%**。

[註**4**]: 風向介於 **N~E** 佔 **42.4%**;**E~S** 佔 **.0%** ;**S~W** 佔 **1.7%** ;**W~N** 佔 **54.8%**; 靜風佔 **1.1%** 。

[註**5**]: 資料每小時記錄一次 , 合計 **743**筆 ( **99.9%**) , 檔名 : **W071KHB0.1HA** 。

# 表6.5.37　2007年 2月 高雄港測站 B 風速及風向聯合分佈百分比 (%) 統計表

**2007年 2月 1日 0時 ~ 2007年 2月28日23時**

| 風向<br>風速 | N | NNE | NE | ENE | E | ESE | SE | SSE | S | SSW | SW | WSW | W | WNW | NW | NNW | 合計<br>(%) |
|---|---|---|---|---|---|---|---|---|---|---|---|---|---|---|---|---|---|
| **.3m/s** | 3.3 | .9 | 1.0 | .3 | .1 | .0 | .0 | .6 | .1 | .3 | .1 | .1 | .4 | .4 | .1 | 1.3 | 9.4 |
| **1m/s** | 9.8 | 5.1 | 5.1 | 1.6 | .7 | .0 | .0 | 1.5 | .4 | .1 | .0 | .7 | 1.3 | .9 | 1.3 | 2.5 | 31.2 |
| **2m/s** | 8.6 | 5.7 | 3.4 | .4 | .0 | .0 | .0 | 1.6 | .1 | .4 | .0 | .1 | 1.3 | 4.5 | 2.5 | 2.8 | 31.7 |
| **3m/s** | 3.7 | 1.6 | .0 | .0 | .0 | .0 | .0 | .7 | 1.0 | .0 | .0 | .0 | .0 | 3.6 | 3.7 | 1.6 | 16.1 |
| **4m/s** | 1.9 | .3 | .0 | .0 | .0 | .0 | .0 | .0 | .3 | .0 | .0 | .0 | .0 | .4 | 4.3 | 1.0 | 8.3 |
| **5m/s** | .3 | .1 | .0 | .0 | .0 | .0 | .0 | .0 | .0 | .0 | .0 | .0 | .0 | .0 | 1.0 | .0 | 1.5 |
| **6m/s** | .0 | .0 | .0 | .0 | .0 | .0 | .0 | .0 | .0 | .0 | .0 | .0 | .0 | .0 | .4 | .0 | .4 |
| **7m/s** | .0 | .0 | .0 | .0 | .0 | .0 | .0 | .0 | .0 | .0 | .0 | .0 | .0 | .0 | .0 | .0 | .0 |
| **8m/s** | .0 | .0 | .0 | .0 | .0 | .0 | .0 | .0 | .0 | .0 | .0 | .0 | .0 | .0 | .0 | .0 | .0 |
| **10m/s** | .0 | .0 | .0 | .0 | .0 | .0 | .0 | .0 | .0 | .0 | .0 | .0 | .0 | .0 | .0 | .0 | .0 |
| **12m/s** | .0 | .0 | .0 | .0 | .0 | .0 | .0 | .0 | .0 | .0 | .0 | .0 | .0 | .0 | .0 | .0 | .0 |
| **14m/s** | .0 | .0 | .0 | .0 | .0 | .0 | .0 | .0 | .0 | .0 | .0 | .0 | .0 | .0 | .0 | .0 | .0 |
| **16m/s** | .0 | .0 | .0 | .0 | .0 | .0 | .0 | .0 | .0 | .0 | .0 | .0 | .0 | .0 | .0 | .0 | .0 |
| **18m/s** | .0 | .0 | .0 | .0 | .0 | .0 | .0 | .0 | .0 | .0 | .0 | .0 | .0 | .0 | .0 | .0 | .0 |
| **20m/s** | .0 | .0 | .0 | .0 | .0 | .0 | .0 | .0 | .0 | .0 | .0 | .0 | .0 | .0 | .0 | .0 | .0 |
| **25m/s** | .0 | .0 | .0 | .0 | .0 | .0 | .0 | .0 | .0 | .0 | .0 | .0 | .0 | .0 | .0 | .0 | .0 |
| **30m/s** | .0 | .0 | .0 | .0 | .0 | .0 | .0 | .0 | .0 | .0 | .0 | .0 | .0 | .0 | .0 | .0 | .0 |
| **35m/s** | .0 | .0 | .0 | .0 | .0 | .0 | .0 | .0 | .0 | .0 | .0 | .0 | .0 | .0 | .0 | .0 | .0 |
| **40m/s** | .0 | .0 | .0 | .0 | .0 | .0 | .0 | .0 | .0 | .0 | .0 | .0 | .0 | .0 | .0 | .0 | .0 |
| **100m/s** | | | | | | | | | | | | | | | | | |
| 合計 (%) | 27.7 | 13.7 | 9.5 | 2.4 | .9 | .0 | .0 | 4.5 | 2.1 | .9 | .1 | 1.0 | 3.1 | 9.8 | 13.5 | 9.4 | 98.7 |

[註1]: 風速介於 **2.0m/s~ 3.0m/s** 佔 **31.7%** 。主風向 **N** 佔 **27.7%** 。

[註2]: 風速平均值 = **2.3m/s** , 風速最大值 = **6.7m/s** , 其風向爲 **NW** 。

[註3]: 風速小於**5m/s** 佔 **98.1%**; 介於**5~10m/s** 佔 **1.9%** ; 風速大於**10m/s** 佔 **.0%**。

[註4]: 風向介於 **N~E** 佔 **42.1%**;**E~S** 佔 **5.7%** ;**S~W** 佔 **3.6%** ;**W~N** 佔 **47.3%**; 靜風佔 **1.3%** 。

[註5]: 資料每小時記錄一次 , 合計 **672**筆 **(100.0%)** , 檔名 : **W072KHB0.1HA** 。

# 表6.5.38　2007年 3月 高雄港測站 B 風速及風向聯合分佈百分比 (%) 統計表

**2007年 3月 1日 0時 ~ 2007年 3月31日23時**

| 風向<br>風速 | N | NNE | NE | ENE | E | ESE | SE | SSE | S | SSW | SW | WSW | W | WNW | NW | NNW | 合計<br>(%) |
|---|---|---|---|---|---|---|---|---|---|---|---|---|---|---|---|---|---|
| **.3m/s** | 1.8 | 1.2 | 1.1 | .8 | .4 | .1 | .1 | .4 | .5 | .3 | .1 | .1 | .5 | .1 | .8 | .7 | 9.2 |
| **1m/s** | 8.6 | 4.7 | 2.6 | 2.0 | 1.5 | .0 | .0 | 1.2 | 1.8 | .7 | .8 | .4 | 1.1 | 1.3 | 4.3 | 1.6 | 32.7 |
| **2m/s** | 7.8 | 3.8 | 1.2 | .4 | .1 | .0 | .0 | .9 | .9 | .5 | .8 | .9 | 2.7 | 4.2 | 3.8 | 2.3 | 30.5 |
| **3m/s** | 2.7 | 1.8 | .3 | .0 | .0 | .0 | .0 | .3 | 1.2 | .3 | .1 | .5 | 1.5 | 2.3 | 6.3 | .3 | 17.5 |
| **4m/s** | 1.3 | .1 | .0 | .0 | .0 | .0 | .0 | .5 | .3 | .0 | .0 | .0 | .0 | .3 | 2.2 | .3 | 5.0 |
| **5m/s** | .8 | .1 | .0 | .0 | .0 | .0 | .0 | .0 | .4 | .0 | .0 | .0 | .0 | .0 | .4 | .3 | 2.0 |
| **6m/s** | .0 | .0 | .0 | .0 | .0 | .0 | .0 | .0 | .0 | .0 | .0 | .0 | .0 | .0 | .1 | .0 | .1 |
| **7m/s** | .1 | .0 | .0 | .0 | .0 | .0 | .0 | .0 | .0 | .0 | .0 | .0 | .0 | .0 | .0 | .0 | .1 |
| **8m/s** | .0 | .0 | .0 | .0 | .0 | .0 | .0 | .0 | .0 | .0 | .0 | .0 | .0 | .0 | .0 | .0 | .0 |
| **10m/s** | .0 | .0 | .0 | .0 | .0 | .0 | .0 | .0 | .0 | .0 | .0 | .0 | .0 | .0 | .0 | .0 | .0 |
| **12m/s** | .0 | .0 | .0 | .0 | .0 | .0 | .0 | .0 | .0 | .0 | .0 | .0 | .0 | .0 | .0 | .0 | .0 |
| **14m/s** | .0 | .0 | .0 | .0 | .0 | .0 | .0 | .0 | .0 | .0 | .0 | .0 | .0 | .0 | .0 | .0 | .0 |
| **16m/s** | .0 | .0 | .0 | .0 | .0 | .0 | .0 | .0 | .0 | .0 | .0 | .0 | .0 | .0 | .0 | .0 | .0 |
| **18m/s** | .0 | .0 | .0 | .0 | .0 | .0 | .0 | .0 | .0 | .0 | .0 | .0 | .0 | .0 | .0 | .0 | .0 |
| **20m/s** | .0 | .0 | .0 | .0 | .0 | .0 | .0 | .0 | .0 | .0 | .0 | .0 | .0 | .0 | .0 | .0 | .0 |
| **25m/s** | .0 | .0 | .0 | .0 | .0 | .0 | .0 | .0 | .0 | .0 | .0 | .0 | .0 | .0 | .0 | .0 | .0 |
| **30m/s** | .0 | .0 | .0 | .0 | .0 | .0 | .0 | .0 | .0 | .0 | .0 | .0 | .0 | .0 | .0 | .0 | .0 |
| **35m/s** | .0 | .0 | .0 | .0 | .0 | .0 | .0 | .0 | .0 | .0 | .0 | .0 | .0 | .0 | .0 | .0 | .0 |
| **40m/s** | .0 | .0 | .0 | .0 | .0 | .0 | .0 | .0 | .0 | .0 | .0 | .0 | .0 | .0 | .0 | .0 | .0 |
| **100m/s** | | | | | | | | | | | | | | | | | |
| 合計 (%) | 23.2 | 11.7 | 5.1 | 3.2 | 2.0 | .1 | .1 | 3.4 | 5.1 | 1.8 | 1.9 | 2.0 | 5.8 | 8.2 | 17.9 | 5.4 | 97.2 |

[註**1**]: 風速介於 **1.0m/s~ 2.0m/s** 佔 **32.7%** 。主風向 **N** 佔 **23.2%** 。

[註**2**]: 風速平均值 **= 2.2m/s** , 風速最大值 **= 7.6m/s** , 其風向爲 **N** 。

[註**3**]: 風速小於**5m/s** 佔 **97.7%**; 介於**5~10m/s** 佔 **2.3%** ; 風速大於**10m/s** 佔 **.0%**。

[註**4**]: 風向介於 **N~E** 佔 **35.4%**;**E~S** 佔 **5.8%** ;**S~W** 佔 **11.1%** ;**W~N** 佔 **44.9%**; 靜風佔 **2.8%** 。

[註**5**]: 資料每小時記錄一次 , 合計 **741**筆 ( **99.6%**) , 檔名 : **W073KHB0.1HA** 。

# 表6.5.39　2007年 4月 高雄港測站 B 風速及風向聯合分佈百分比 (%) 統計表

**2007年 4月 1日 0時 ~ 2007年 4月30日23時**

| 風向<br>風速 | N | NNE | NE | ENE | E | ESE | SE | SSE | S | SSW | SW | WSW | W | WNW | NW | NNW | 合計<br>(%) |
|---|---|---|---|---|---|---|---|---|---|---|---|---|---|---|---|---|---|
| **.3m/s** | 2.6 | 1.4 | .8 | 1.4 | .6 | .1 | .1 | .0 | 1.0 | .0 | .8 | .1 | 1.0 | 1.0 | .7 | .4 | 12.1 |
| **1m/s** | 6.8 | 4.7 | 3.1 | 1.9 | 1.3 | .0 | .0 | .4 | 2.1 | 1.3 | .3 | 1.1 | 1.5 | .8 | 3.2 | 3.5 | 31.9 |
| **2m/s** | 4.3 | 2.6 | .1 | .6 | .1 | .0 | .0 | .4 | 2.9 | 1.8 | 1.7 | 1.7 | 4.2 | 4.4 | 3.6 | 1.5 | 30.0 |
| **3m/s** | 2.9 | .8 | .0 | .0 | .0 | .0 | .0 | .6 | 1.3 | .0 | .1 | .8 | .8 | 2.2 | 4.0 | .7 | 14.3 |
| **4m/s** | 1.0 | .4 | .0 | .0 | .0 | .0 | .0 | .0 | .8 | .0 | .0 | .3 | .3 | .6 | 2.1 | .3 | 5.7 |
| **5m/s** | .3 | .0 | .0 | .1 | .0 | .0 | .0 | .0 | .1 | .0 | .1 | .0 | .0 | .1 | .8 | .1 | 1.8 |
| **6m/s** | .1 | .0 | .0 | .0 | .0 | .0 | .0 | .0 | .0 | .0 | .0 | .0 | .0 | .0 | .3 | .0 | .4 |
| **7m/s** | .0 | .0 | .0 | .0 | .0 | .0 | .0 | .0 | .0 | .0 | .0 | .0 | .0 | .0 | .0 | .0 | .0 |
| **8m/s** | .0 | .0 | .0 | .0 | .0 | .0 | .0 | .0 | .0 | .0 | .0 | .0 | .0 | .0 | .0 | .0 | .0 |
| **10m/s** | .0 | .0 | .0 | .0 | .0 | .0 | .0 | .0 | .0 | .0 | .0 | .0 | .0 | .0 | .0 | .0 | .0 |
| **12m/s** | .0 | .0 | .0 | .0 | .0 | .0 | .0 | .0 | .0 | .0 | .0 | .0 | .0 | .0 | .0 | .0 | .0 |
| **14m/s** | .0 | .0 | .0 | .0 | .0 | .0 | .0 | .0 | .0 | .0 | .0 | .0 | .0 | .0 | .0 | .0 | .0 |
| **16m/s** | .0 | .0 | .0 | .0 | .0 | .0 | .0 | .0 | .0 | .0 | .0 | .0 | .0 | .0 | .0 | .0 | .0 |
| **18m/s** | .0 | .0 | .0 | .0 | .0 | .0 | .0 | .0 | .0 | .0 | .0 | .0 | .0 | .0 | .0 | .0 | .0 |
| **20m/s** | .0 | .0 | .0 | .0 | .0 | .0 | .0 | .0 | .0 | .0 | .0 | .0 | .0 | .0 | .0 | .0 | .0 |
| **25m/s** | .0 | .0 | .0 | .0 | .0 | .0 | .0 | .0 | .0 | .0 | .0 | .0 | .0 | .0 | .0 | .0 | .0 |
| **30m/s** | .0 | .0 | .0 | .0 | .0 | .0 | .0 | .0 | .0 | .0 | .0 | .0 | .0 | .0 | .0 | .0 | .0 |
| **35m/s** | .0 | .0 | .0 | .0 | .0 | .0 | .0 | .0 | .0 | .0 | .0 | .0 | .0 | .0 | .0 | .0 | .0 |
| **40m/s** | .0 | .0 | .0 | .0 | .0 | .0 | .0 | .0 | .0 | .0 | .0 | .0 | .0 | .0 | .0 | .0 | .0 |
| **100m/s** | | | | | | | | | | | | | | | | | |
| 合計 (%) | 18.1 | 10.0 | 4.0 | 4.0 | 1.9 | .1 | .1 | 1.4 | 8.2 | 3.1 | 3.1 | 4.0 | 7.8 | 9.2 | 14.7 | 6.5 | 96.3 |

[註1]: 風速介於 **1.0m/s~ 2.0m/s** 佔 **31.9%** 。主風向 **N** 佔 **18.1%** 。

[註2]: 風速平均值 = **2.1m/s** , 風速最大值 = **6.8m/s** , 其風向爲 **N** 。

[註3]: 風速小於**5m/s** 佔 **97.8%**; 介於**5~10m/s** 佔 **2.2%** ; 風速大於**10m/s** 佔 **.0%**。

[註4]: 風向介於 **N~E** 佔 **29.6%**;**E~S** 佔 **3.5%** ;**S~W** 佔 **19.7%** ;**W~N** 佔 **43.5%**; 靜風佔 **3.8%** 。

[註5]: 資料每小時記錄一次 , 合計 **720**筆 **(100.0%)** , 檔名 : **W074KHB0.1HA** 。

# 表6.5.40　2007年 5月 高雄港測站 B 風速及風向聯合分佈百分比 (%) 統計表

**2007年 5月 1日 0時 ~ 2007年 5月31日23時**

| 風向<br>風速 | N | NNE | NE | ENE | E | ESE | SE | SSE | S | SSW | SW | WSW | W | WNW | NW | NNW | 合計<br>(%) |
|---|---|---|---|---|---|---|---|---|---|---|---|---|---|---|---|---|---|
| **.3m/s** | 1.2 | .5 | 1.2 | .9 | .7 | .3 | .1 | .7 | 1.5 | 1.2 | .5 | .1 | .4 | 1.5 | .4 | 1.1 | 12.4 |
| **1m/s** | 2.8 | 1.8 | 3.4 | 2.7 | 1.9 | .0 | .1 | 1.6 | 2.7 | 2.2 | .7 | .8 | 1.5 | 1.9 | 3.8 | 2.2 | 29.9 |
| **2m/s** | 1.8 | 1.1 | 2.0 | 1.3 | .4 | .0 | .0 | 1.3 | 2.7 | 1.8 | 1.2 | 2.7 | 2.6 | 2.6 | 5.4 | 1.5 | 28.3 |
| **3m/s** | .7 | .3 | .1 | .1 | .0 | .0 | .0 | .9 | 1.1 | .3 | .3 | .9 | 3.8 | 5.7 | 4.7 | .5 | 19.4 |
| **4m/s** | .0 | .0 | .0 | .0 | .0 | .0 | .0 | .0 | .1 | .0 | .0 | .3 | .4 | .9 | 2.2 | .0 | 3.9 |
| **5m/s** | .1 | .0 | .0 | .0 | .0 | .0 | .0 | .0 | .0 | .0 | .0 | .0 | .1 | .0 | .5 | .0 | .8 |
| **6m/s** | .0 | .0 | .0 | .0 | .0 | .0 | .0 | .0 | .0 | .0 | .0 | .0 | .0 | .0 | .0 | .0 | .0 |
| **7m/s** | .0 | .0 | .0 | .0 | .0 | .0 | .0 | .0 | .0 | .0 | .0 | .0 | .0 | .0 | .0 | .0 | .0 |
| **8m/s** | .0 | .0 | .0 | .0 | .0 | .0 | .0 | .0 | .0 | .0 | .0 | .0 | .0 | .0 | .0 | .0 | .0 |
| **10m/s** | .0 | .0 | .0 | .0 | .0 | .0 | .0 | .0 | .0 | .0 | .0 | .0 | .0 | .0 | .0 | .0 | .0 |
| **12m/s** | .0 | .0 | .0 | .0 | .0 | .0 | .0 | .0 | .0 | .0 | .0 | .0 | .0 | .0 | .0 | .0 | .0 |
| **14m/s** | .0 | .0 | .0 | .0 | .0 | .0 | .0 | .0 | .0 | .0 | .0 | .0 | .0 | .0 | .0 | .0 | .0 |
| **16m/s** | .0 | .0 | .0 | .0 | .0 | .0 | .0 | .0 | .0 | .0 | .0 | .0 | .0 | .0 | .0 | .0 | .0 |
| **18m/s** | .0 | .0 | .0 | .0 | .0 | .0 | .0 | .0 | .0 | .0 | .0 | .0 | .0 | .0 | .0 | .0 | .0 |
| **20m/s** | .0 | .0 | .0 | .0 | .0 | .0 | .0 | .0 | .0 | .0 | .0 | .0 | .0 | .0 | .0 | .0 | .0 |
| **25m/s** | .0 | .0 | .0 | .0 | .0 | .0 | .0 | .0 | .0 | .0 | .0 | .0 | .0 | .0 | .0 | .0 | .0 |
| **30m/s** | .0 | .0 | .0 | .0 | .0 | .0 | .0 | .0 | .0 | .0 | .0 | .0 | .0 | .0 | .0 | .0 | .0 |
| **35m/s** | .0 | .0 | .0 | .0 | .0 | .0 | .0 | .0 | .0 | .0 | .0 | .0 | .0 | .0 | .0 | .0 | .0 |
| **40m/s** | .0 | .0 | .0 | .0 | .0 | .0 | .0 | .0 | .0 | .0 | .0 | .0 | .0 | .0 | .0 | .0 | .0 |
| **100m/s** | | | | | | | | | | | | | | | | | |
| 合計 (%) | 6.6 | 3.6 | 6.7 | 5.1 | 3.0 | .3 | .3 | 4.6 | 8.1 | 5.4 | 2.7 | 4.9 | 8.8 | 12.5 | 17.0 | 5.3 | 94.7 |

[註**1**]: 風速介於 **1.0m/s~ 2.0m/s** 佔 **29.9%** 。主風向 **NW** 佔 **17.0%** 。

[註**2**]: 風速平均值 **= 2.1m/s** , 風速最大值 **= 5.9m/s** , 其風向爲 **NW** 。

[註**3**]: 風速小於**5m/s** 佔 **99.2%**; 介於**5~10m/s** 佔 **.8%** ; 風速大於**10m/s** 佔 **.0%**。

[註**4**]: 風向介於 **N~E** 佔 **21.4%**;**E~S** 佔 **9.0%** ;**S~W** 佔 **20.8%** ;**W~N** 佔 **43.5%**; 靜風佔 **5.3%** 。

[註**5**]: 資料每小時記錄一次 , 合計 **742**筆 ( **99.7%**) , 檔名 : **W075KHB0.1HA** 。

# 表6.5.41　2007年 6月 高雄港測站 B 風速及風向聯合分佈百分比 (%) 統計表

**2007年 6月 1日 0時 ~ 2007年 6月30日23時**

| 風向<br>風速 | N | NNE | NE | ENE | E | ESE | SE | SSE | S | SSW | SW | WSW | W | WNW | NW | NNW | 合計<br>(%) |
|---|---|---|---|---|---|---|---|---|---|---|---|---|---|---|---|---|---|
| **.3m/s** | .3 | 1.0 | 1.0 | 1.7 | 1.5 | .4 | .4 | .3 | 1.0 | .7 | .6 | .1 | .6 | .3 | .4 | .1 | 10.4 |
| **1m/s** | 1.1 | 2.7 | 3.5 | 5.6 | 5.9 | .1 | .0 | .4 | 3.5 | 1.7 | .7 | .6 | 2.1 | 1.8 | 1.4 | 1.1 | 32.4 |
| **2m/s** | .6 | .8 | 3.4 | 2.1 | 1.4 | .0 | .0 | 2.8 | 3.2 | 1.0 | .6 | .3 | 3.0 | 2.4 | 3.2 | .7 | 25.5 |
| **3m/s** | .0 | .6 | 1.0 | .1 | .3 | .0 | .0 | 4.8 | 3.2 | .0 | .1 | .4 | 1.7 | 3.1 | 1.5 | .0 | 16.9 |
| **4m/s** | .0 | .0 | .1 | .0 | .0 | .0 | .0 | 4.5 | 3.7 | .0 | .0 | .0 | .6 | .4 | 1.3 | .0 | 10.6 |
| **5m/s** | .0 | .0 | .0 | .0 | .0 | .0 | .0 | .8 | .6 | .1 | .0 | .0 | .0 | .0 | .1 | .0 | 1.7 |
| **6m/s** | .0 | .0 | .0 | .0 | .0 | .0 | .0 | .0 | .0 | .0 | .0 | .0 | .0 | .0 | .0 | .1 | .1 |
| **7m/s** | .0 | .0 | .0 | .0 | .0 | .0 | .0 | .0 | .0 | .0 | .0 | .0 | .0 | .0 | .0 | .0 | .0 |
| **8m/s** | .0 | .0 | .0 | .0 | .0 | .0 | .0 | .0 | .0 | .0 | .0 | .0 | .0 | .0 | .0 | .0 | .0 |
| **10m/s** | .0 | .0 | .0 | .0 | .0 | .0 | .0 | .0 | .0 | .0 | .0 | .0 | .0 | .0 | .0 | .0 | .0 |
| **12m/s** | .0 | .0 | .0 | .0 | .0 | .0 | .0 | .0 | .0 | .0 | .0 | .0 | .0 | .0 | .0 | .0 | .0 |
| **14m/s** | .0 | .0 | .0 | .0 | .0 | .0 | .0 | .0 | .0 | .0 | .0 | .0 | .0 | .0 | .0 | .0 | .0 |
| **16m/s** | .0 | .0 | .0 | .0 | .0 | .0 | .0 | .0 | .0 | .0 | .0 | .0 | .0 | .0 | .0 | .0 | .0 |
| **18m/s** | .0 | .0 | .0 | .0 | .0 | .0 | .0 | .0 | .0 | .0 | .0 | .0 | .0 | .0 | .0 | .0 | .0 |
| **20m/s** | .0 | .0 | .0 | .0 | .0 | .0 | .0 | .0 | .0 | .0 | .0 | .0 | .0 | .0 | .0 | .0 | .0 |
| **25m/s** | .0 | .0 | .0 | .0 | .0 | .0 | .0 | .0 | .0 | .0 | .0 | .0 | .0 | .0 | .0 | .0 | .0 |
| **30m/s** | .0 | .0 | .0 | .0 | .0 | .0 | .0 | .0 | .0 | .0 | .0 | .0 | .0 | .0 | .0 | .0 | .0 |
| **35m/s** | .0 | .0 | .0 | .0 | .0 | .0 | .0 | .0 | .0 | .0 | .0 | .0 | .0 | .0 | .0 | .0 | .0 |
| **40m/s** | .0 | .0 | .0 | .0 | .0 | .0 | .0 | .0 | .0 | .0 | .0 | .0 | .0 | .0 | .0 | .0 | .0 |
| **100m/s** | | | | | | | | | | | | | | | | | |
| 合計 (%) | 2.0 | 5.1 | 9.0 | 9.6 | 9.2 | .6 | .4 | 13.7 | 15.2 | 3.5 | 2.0 | 1.4 | 7.9 | 8.0 | 8.0 | 2.1 | 97.6 |

[註**1**]: 風速介於 **1.0m/s**~ **2.0m/s** 佔 **32.4%** 。主風向 **S** 佔 **15.2%** 。

[註**2**]: 風速平均值 = **2.3m/s** , 風速最大值 = **6.5m/s** , 其風向爲 **NNW**。

[註**3**]: 風速小於**5m/s** 佔 **98.2%**; 介於**5**~**10m/s** 佔 **1.8%** ; 風速大於**10m/s** 佔 **.0%**。

[註**4**]: 風向介於 **N**~**E** 佔 **31.5%**;**E**~**S** 佔 **23.7%** ;**S**~**W** 佔 **20.0%** ;**W**~**N** 佔 **22.4%**; 靜風佔 **2.4%** 。

[註**5**]: 資料每小時記錄一次 , 合計 **710**筆 ( **98.6%**) , 檔名 : **W076KHB0.1HA** 。

# 表6.5.42　2007年 7月 高雄港測站 B 風速及風向聯合分佈百分比 (%) 統計表

**2007年 7月 1日 0時 ~ 2007年 7月31日23時**

| 風向<br>風速 | N | NNE | NE | ENE | E | ESE | SE | SSE | S | SSW | SW | WSW | W | WNW | NW | NNW | 合計<br>(%) |
|---|---|---|---|---|---|---|---|---|---|---|---|---|---|---|---|---|---|
| **.3m/s** | .8 | .4 | .8 | .5 | .8 | .3 | .1 | .1 | .5 | .5 | .5 | .3 | .8 | .1 | .3 | .3 | 7.3 |
| **1m/s** | 1.5 | 1.2 | 5.1 | 6.5 | 3.1 | .0 | .3 | .3 | 3.1 | 1.5 | 1.7 | 1.1 | 1.6 | .7 | 1.3 | .8 | 29.7 |
| **2m/s** | .5 | .7 | 3.1 | 1.6 | .5 | .0 | .0 | 3.2 | 4.0 | 1.1 | .9 | .8 | 2.6 | 2.3 | 3.4 | 2.3 | 27.0 |
| **3m/s** | .4 | .0 | .0 | .3 | .0 | .0 | .0 | 3.2 | 2.8 | .8 | .8 | .8 | 2.0 | 4.0 | 4.2 | .8 | 20.2 |
| **4m/s** | .0 | .0 | .0 | .0 | .0 | .0 | .0 | .9 | 2.3 | .0 | .4 | .1 | .1 | .9 | 4.0 | .3 | 9.1 |
| **5m/s** | .0 | .0 | .0 | .0 | .0 | .0 | .0 | .1 | 1.6 | .0 | .0 | .0 | .0 | .1 | 1.3 | .0 | 3.2 |
| **6m/s** | .0 | .0 | .0 | .0 | .0 | .0 | .0 | .0 | 1.1 | .0 | .0 | .0 | .0 | .0 | .1 | .0 | 1.2 |
| **7m/s** | .0 | .0 | .0 | .0 | .0 | .0 | .0 | .0 | .0 | .0 | .0 | .0 | .0 | .0 | .0 | .0 | .0 |
| **8m/s** | .0 | .0 | .0 | .0 | .0 | .0 | .0 | .0 | .0 | .0 | .0 | .0 | .0 | .0 | .0 | .0 | .0 |
| **10m/s** | .0 | .0 | .0 | .0 | .0 | .0 | .0 | .0 | .0 | .0 | .0 | .0 | .0 | .0 | .0 | .0 | .0 |
| **12m/s** | .0 | .0 | .0 | .0 | .0 | .0 | .0 | .0 | .0 | .0 | .0 | .0 | .0 | .0 | .0 | .0 | .0 |
| **14m/s** | .0 | .0 | .0 | .0 | .0 | .0 | .0 | .0 | .0 | .0 | .0 | .0 | .0 | .0 | .0 | .0 | .0 |
| **16m/s** | .0 | .0 | .0 | .0 | .0 | .0 | .0 | .0 | .0 | .0 | .0 | .0 | .0 | .0 | .0 | .0 | .0 |
| **18m/s** | .0 | .0 | .0 | .0 | .0 | .0 | .0 | .0 | .0 | .0 | .0 | .0 | .0 | .0 | .0 | .0 | .0 |
| **20m/s** | .0 | .0 | .0 | .0 | .0 | .0 | .0 | .0 | .0 | .0 | .0 | .0 | .0 | .0 | .0 | .0 | .0 |
| **25m/s** | .0 | .0 | .0 | .0 | .0 | .0 | .0 | .0 | .0 | .0 | .0 | .0 | .0 | .0 | .0 | .0 | .0 |
| **30m/s** | .0 | .0 | .0 | .0 | .0 | .0 | .0 | .0 | .0 | .0 | .0 | .0 | .0 | .0 | .0 | .0 | .0 |
| **35m/s** | .0 | .0 | .0 | .0 | .0 | .0 | .0 | .0 | .0 | .0 | .0 | .0 | .0 | .0 | .0 | .0 | .0 |
| **40m/s** | .0 | .0 | .0 | .0 | .0 | .0 | .0 | .0 | .0 | .0 | .0 | .0 | .0 | .0 | .0 | .0 | .0 |
| **100m/s** | | | | | | | | | | | | | | | | | |
| 合計 (%) | 3.2 | 2.3 | 9.0 | 8.9 | 4.4 | .3 | .4 | 7.9 | 15.5 | 3.9 | 4.4 | 3.1 | 7.1 | 8.2 | 14.7 | 4.4 | 97.7 |

[註**1**]: 風速介於 **1.0m/s~ 2.0m/s** 佔 **29.7%** 。主風向 **S** 佔 **15.5%** 。

[註**2**]: 風速平均值 **= 2.5m/s** , 風速最大值 **= 6.8m/s** , 其風向爲 **S** 。

[註**3**]: 風速小於**5m/s** 佔 **95.6%**; 介於**5~10m/s** 佔 **4.4%** ; 風速大於**10m/s** 佔 **.0%**。

[註**4**]: 風向介於 **N~E** 佔 **25.4%**;**E~S** 佔 **15.2%** ;**S~W** 佔 **22.8%** ;**W~N** 佔 **34.3%**; 靜風佔 **2.3%** 。

[註**5**]: 資料每小時記錄一次 , 合計 **744**筆 **(100.0%)** , 檔名 : **W077KHB0.1HA** 。

# 表6.5.43　2007年 8月 高雄港測站 B 風速及風向聯合分佈百分比 (%) 統計表

**2007年 8月 1日 0時 ~ 2007年 8月31日23時**

| 風向<br>風速 | N | NNE | NE | ENE | E | ESE | SE | SSE | S | SSW | SW | WSW | W | WNW | NW | NNW | 合計<br>(%) |
|---|---|---|---|---|---|---|---|---|---|---|---|---|---|---|---|---|---|
| **.3m/s** | 1.3 | 1.3 | .7 | 2.0 | .9 | .7 | .7 | .8 | .4 | .5 | .1 | .3 | .1 | .1 | .3 | .1 | 10.5 |
| **1m/s** | 1.5 | 2.3 | 5.1 | 5.6 | 6.7 | .1 | .0 | 2.7 | 2.4 | .8 | 1.2 | 1.6 | 1.3 | .8 | 1.1 | .8 | 34.1 |
| **2m/s** | .5 | .9 | 2.0 | 1.6 | 2.3 | .0 | .0 | 4.6 | 1.9 | 1.7 | .4 | .9 | 1.5 | 1.1 | .7 | .1 | 20.3 |
| **3m/s** | .1 | .4 | .1 | .0 | .1 | .0 | .0 | 4.8 | 1.6 | .4 | .9 | .5 | 2.2 | 1.5 | 1.3 | .1 | 14.2 |
| **4m/s** | .0 | .1 | .0 | .0 | .0 | .0 | .0 | 2.3 | 3.2 | .7 | .0 | .1 | .0 | .3 | .1 | .0 | 6.9 |
| **5m/s** | .1 | .0 | .0 | .0 | .0 | .0 | .0 | .7 | 2.6 | .1 | .1 | .3 | .1 | .0 | .1 | .0 | 4.2 |
| **6m/s** | .0 | .0 | .0 | .0 | .0 | .0 | .0 | .0 | 1.5 | .1 | .4 | .0 | .0 | .0 | .1 | .0 | 2.2 |
| **7m/s** | .1 | .0 | .0 | .0 | .0 | .0 | .0 | .0 | 1.3 | .1 | .5 | .1 | .3 | .0 | .0 | .0 | 2.6 |
| **8m/s** | .0 | .0 | .0 | .0 | .0 | .0 | .0 | .0 | .5 | .0 | .1 | .1 | .3 | .0 | .0 | .0 | 1.1 |
| **10m/s** | .0 | .0 | .0 | .0 | .0 | .0 | .0 | .0 | .0 | .0 | .0 | .1 | .1 | .0 | .0 | .0 | .3 |
| **12m/s** | .0 | .0 | .0 | .0 | .0 | .0 | .0 | .0 | .0 | .0 | .0 | .7 | .0 | .0 | .0 | .0 | .7 |
| **14m/s** | .0 | .0 | .0 | .0 | .0 | .0 | .0 | .0 | .0 | .0 | .0 | .0 | .0 | .0 | .0 | .0 | .0 |
| **16m/s** | .0 | .0 | .0 | .0 | .0 | .0 | .0 | .0 | .0 | .0 | .0 | .0 | .0 | .0 | .0 | .0 | .0 |
| **18m/s** | .0 | .0 | .0 | .0 | .0 | .0 | .0 | .0 | .0 | .0 | .0 | .0 | .0 | .0 | .0 | .0 | .0 |
| **20m/s** | .0 | .0 | .0 | .0 | .0 | .0 | .0 | .0 | .0 | .0 | .0 | .0 | .0 | .0 | .0 | .0 | .0 |
| **25m/s** | .0 | .0 | .0 | .0 | .0 | .0 | .0 | .0 | .0 | .0 | .0 | .0 | .0 | .0 | .0 | .0 | .0 |
| **30m/s** | .0 | .0 | .0 | .0 | .0 | .0 | .0 | .0 | .0 | .0 | .0 | .0 | .0 | .0 | .0 | .0 | .0 |
| **35m/s** | .0 | .0 | .0 | .0 | .0 | .0 | .0 | .0 | .0 | .0 | .0 | .0 | .0 | .0 | .0 | .0 | .0 |
| **40m/s** | .0 | .0 | .0 | .0 | .0 | .0 | .0 | .0 | .0 | .0 | .0 | .0 | .0 | .0 | .0 | .0 | .0 |
| **100m/s** | | | | | | | | | | | | | | | | | |
| 合計 (%) | 3.8 | 5.1 | 7.9 | 9.3 | 10.1 | .8 | .7 | 15.9 | 15.5 | 4.6 | 3.9 | 4.8 | 5.9 | 3.8 | 3.8 | 1.2 | 96.9 |

[註1]: 風速介於 **1.0m/s~ 2.0m/s** 佔 **34.1%** 。主風向 **SSE** 佔 **15.9%** 。

[註2]: 風速平均值 = **2.6m/s** , 風速最大值 = **13.9m/s** , 其風向爲 **WSW**。

[註3]: 風速小於**5m/s** 佔 **89.1%**; 介於**5~10m/s** 佔 **9.9%** ; 風速大於**10m/s** 佔 **.9%**。

[註4]: 風向介於 **N~E** 佔 **32.3%**;**E~S** 佔 **24.3%** ;**S~W** 佔 **26.9%** ;**W~N** 佔 **13.4%**; 靜風佔 **3.1%** 。

[註5]: 資料每小時記錄一次 , 合計 **744**筆 **(100.0%)** , 檔名 : **W078KHB0.1HA** 。

# 表6.5.44　2007年 9月 高雄港測站 B 風速及風向聯合分佈百分比 (%) 統計表

**2007年 9月 1日 0時 ~ 2007年 9月30日23時**

| 風向<br>風速 | N | NNE | NE | ENE | E | ESE | SE | SSE | S | SSW | SW | WSW | W | WNW | NW | NNW | 合計<br>(%) |
|---|---|---|---|---|---|---|---|---|---|---|---|---|---|---|---|---|---|
| **.3m/s** | .7 | .4 | 2.0 | 2.0 | 1.8 | .6 | .1 | .4 | 1.3 | .8 | .8 | .4 | 1.0 | .4 | .7 | .7 | 14.1 |
| **1m/s** | 1.4 | 2.8 | 5.2 | 5.9 | 5.3 | .1 | .0 | 1.0 | 2.2 | 2.9 | 1.5 | 2.4 | 3.5 | 1.5 | 2.4 | 1.3 | 39.4 |
| **2m/s** | .8 | .4 | 1.7 | 1.0 | .7 | .0 | .0 | 2.5 | 1.8 | 1.4 | 1.5 | 1.8 | 5.0 | 4.1 | 3.2 | .4 | 26.4 |
| **3m/s** | .1 | .1 | .0 | .0 | .0 | .0 | .0 | .6 | .8 | .1 | .3 | .3 | 1.0 | 1.3 | 2.7 | .4 | 7.7 |
| **4m/s** | .6 | .0 | .0 | .0 | .0 | .0 | .0 | .1 | .0 | .0 | .1 | .0 | .0 | .6 | 1.7 | .1 | 3.2 |
| **5m/s** | .8 | .0 | .0 | .0 | .0 | .0 | .0 | .0 | .0 | .0 | .0 | .0 | .0 | .1 | .6 | .0 | 1.5 |
| **6m/s** | .1 | .0 | .0 | .0 | .0 | .0 | .0 | .0 | .0 | .0 | .0 | .0 | .0 | .0 | .4 | .1 | .7 |
| **7m/s** | .4 | .0 | .0 | .0 | .0 | .0 | .0 | .0 | .0 | .0 | .0 | .0 | .0 | .0 | .4 | .1 | 1.0 |
| **8m/s** | .0 | .0 | .0 | .0 | .0 | .0 | .0 | .0 | .0 | .0 | .0 | .0 | .0 | .0 | .0 | .0 | .0 |
| **10m/s** | .0 | .0 | .0 | .0 | .0 | .0 | .0 | .0 | .0 | .0 | .0 | .0 | .0 | .0 | .0 | .0 | .0 |
| **12m/s** | .0 | .0 | .0 | .0 | .0 | .0 | .0 | .0 | .0 | .0 | .0 | .0 | .0 | .0 | .0 | .0 | .0 |
| **14m/s** | .0 | .0 | .0 | .0 | .0 | .0 | .0 | .0 | .0 | .0 | .0 | .0 | .0 | .0 | .0 | .0 | .0 |
| **16m/s** | .0 | .0 | .0 | .0 | .0 | .0 | .0 | .0 | .0 | .0 | .0 | .0 | .0 | .0 | .0 | .0 | .0 |
| **18m/s** | .0 | .0 | .0 | .0 | .0 | .0 | .0 | .0 | .0 | .0 | .0 | .0 | .0 | .0 | .0 | .0 | .0 |
| **20m/s** | .0 | .0 | .0 | .0 | .0 | .0 | .0 | .0 | .0 | .0 | .0 | .0 | .0 | .0 | .0 | .0 | .0 |
| **25m/s** | .0 | .0 | .0 | .0 | .0 | .0 | .0 | .0 | .0 | .0 | .0 | .0 | .0 | .0 | .0 | .0 | .0 |
| **30m/s** | .0 | .0 | .0 | .0 | .0 | .0 | .0 | .0 | .0 | .0 | .0 | .0 | .0 | .0 | .0 | .0 | .0 |
| **35m/s** | .0 | .0 | .0 | .0 | .0 | .0 | .0 | .0 | .0 | .0 | .0 | .0 | .0 | .0 | .0 | .0 | .0 |
| **40m/s** | .0 | .0 | .0 | .0 | .0 | .0 | .0 | .0 | .0 | .0 | .0 | .0 | .0 | .0 | .0 | .0 | .0 |
| **100m/s** | | | | | | | | | | | | | | | | | |
| 合計 (%) | 5.0 | 3.8 | 8.8 | 8.8 | 7.8 | .7 | .1 | 4.6 | 6.1 | 5.3 | 4.3 | 4.9 | 10.5 | 8.0 | 12.0 | 3.2 | 94.0 |

[註1]: 風速介於 **1.0m/s~ 2.0m/s** 佔 **39.4%** 。主風向 **NW** 佔 **12.0%** 。

[註2]: 風速平均值 = **1.9m/s** , 風速最大值 = **7.9m/s** , 其風向爲 **NW** 。

[註3]: 風速小於**5m/s** 佔 **96.8%**; 介於**5~10m/s** 佔 **3.2%** ; 風速大於**10m/s** 佔 **.0%**。

[註4]: 風向介於 **N~E** 佔 **29.5%**;**E~S** 佔 **9.4%** ;**S~W** 佔 **22.5%** ;**W~N** 佔 **32.7%**; 靜風佔 **6.0%** 。

[註5]: 資料每小時記錄一次 , 合計 **716**筆 ( **99.4%**) , 檔名 : **W079KHB0.1HA** 。

# 表6.5.45　2007年 10月 高雄港測站 B 風速及風向聯合分佈百分比 (%) 統計表

**2007年10月 1日 0時 ~ 2007年10月31日23時**

| 風向<br>風速 | N | NNE | NE | ENE | E | ESE | SE | SSE | S | SSW | SW | WSW | W | WNW | NW | NNW | 合計<br>(%) |
|---|---|---|---|---|---|---|---|---|---|---|---|---|---|---|---|---|---|
| **.3m/s** | 4.2 | 2.7 | 2.2 | 1.6 | .9 | .4 | .1 | .0 | .3 | .4 | .9 | .9 | 1.2 | .8 | 1.1 | 2.0 | 19.8 |
| **1m/s** | 5.5 | 4.3 | 3.9 | 4.0 | 3.1 | .0 | .0 | .3 | .5 | 1.6 | .9 | .7 | 3.5 | 3.0 | 3.1 | 3.0 | 37.4 |
| **2m/s** | 1.2 | .9 | 1.1 | .0 | .1 | .0 | .0 | .0 | .1 | .4 | .5 | .9 | 6.1 | 4.6 | 3.6 | .9 | 20.6 |
| **3m/s** | .5 | .1 | .0 | .0 | .0 | .0 | .0 | .0 | .0 | .4 | .1 | .1 | 1.9 | 4.8 | 4.3 | .1 | 12.5 |
| **4m/s** | .1 | .0 | .0 | .0 | .0 | .0 | .0 | .0 | .1 | .3 | .0 | .3 | .3 | .1 | 1.1 | .0 | 2.3 |
| **5m/s** | .1 | .0 | .0 | .0 | .0 | .0 | .0 | .0 | .0 | .0 | .0 | .0 | .1 | .0 | .0 | .0 | .3 |
| **6m/s** | .3 | .0 | .0 | .0 | .0 | .0 | .0 | .0 | .0 | .0 | .0 | .0 | .1 | .0 | .0 | .0 | .4 |
| **7m/s** | .0 | .0 | .0 | .0 | .0 | .0 | .0 | .0 | .0 | .0 | .0 | .0 | .0 | .0 | .0 | .0 | .0 |
| **8m/s** | .0 | .0 | .0 | .0 | .0 | .0 | .0 | .0 | .0 | .0 | .0 | .0 | .4 | .1 | .0 | .0 | .5 |
| **10m/s** | .0 | .0 | .0 | .0 | .0 | .0 | .0 | .0 | .0 | .0 | .0 | .0 | .1 | .0 | .9 | .5 | 1.6 |
| **12m/s** | .0 | .0 | .0 | .0 | .0 | .0 | .0 | .0 | .0 | .0 | .0 | .0 | .1 | .0 | .1 | .0 | .3 |
| **14m/s** | .0 | .0 | .0 | .0 | .0 | .0 | .0 | .0 | .0 | .0 | .0 | .0 | .0 | .0 | .0 | .0 | .0 |
| **16m/s** | .0 | .0 | .0 | .0 | .0 | .0 | .0 | .0 | .0 | .0 | .0 | .0 | .0 | .0 | .0 | .0 | .0 |
| **18m/s** | .0 | .0 | .0 | .0 | .0 | .0 | .0 | .0 | .0 | .0 | .0 | .0 | .0 | .0 | .0 | .0 | .0 |
| **20m/s** | .0 | .0 | .0 | .0 | .0 | .0 | .0 | .0 | .0 | .0 | .0 | .0 | .0 | .0 | .0 | .0 | .0 |
| **25m/s** | .0 | .0 | .0 | .0 | .0 | .0 | .0 | .0 | .0 | .0 | .0 | .0 | .0 | .0 | .0 | .0 | .0 |
| **30m/s** | .0 | .0 | .0 | .0 | .0 | .0 | .0 | .0 | .0 | .0 | .0 | .0 | .0 | .0 | .0 | .0 | .0 |
| **35m/s** | .0 | .0 | .0 | .0 | .0 | .0 | .0 | .0 | .0 | .0 | .0 | .0 | .0 | .0 | .0 | .0 | .0 |
| **40m/s** | .0 | .0 | .0 | .0 | .0 | .0 | .0 | .0 | .0 | .0 | .0 | .0 | .0 | .0 | .0 | .0 | .0 |
| **100m/s** | | | | | | | | | | | | | | | | | |
| 合計 (%) | 12.0 | 8.1 | 7.1 | 5.7 | 4.2 | .4 | .1 | .3 | 1.1 | 3.1 | 2.6 | 3.0 | 13.9 | 13.5 | 14.3 | 6.6 | 95.7 |

[註**1**]: 風速介於 **1.0m/s~ 2.0m/s** 佔 **37.4%** 。主風向 **NW** 佔 **14.3%** 。

[註**2**]: 風速平均值 **= 2.0m/s** , 風速最大值 **= 12.4m/s** , 其風向爲 **W** 。

[註**3**]: 風速小於**5m/s** 佔 **96.9%**; 介於**5~10m/s** 佔 **1.2%** ; 風速大於**10m/s** 佔 **1.9%**。

[註**4**]: 風向介於 **N~E** 佔 **30.4%**;**E~S** 佔 **2.2%** ;**S~W** 佔 **14.0%** ;**W~N** 佔 **49.1%**; 靜風佔 **4.3%** 。

[註**5**]: 資料每小時記錄一次 , 合計 **743**筆 ( **99.9%**) , 檔名 : **W07AKHB0.1HA** 。

# 表6.5.46　2007年 11月 高雄港測站 B 風速及風向聯合分佈百分比 (%) 統計表

**2007年11月 1日 0時 ~ 2007年11月30日23時**

| 風向<br>風速 | N | NNE | NE | ENE | E | ESE | SE | SSE | S | SSW | SW | WSW | W | WNW | NW | NNW | 合計<br>(%) |
|---|---|---|---|---|---|---|---|---|---|---|---|---|---|---|---|---|---|
| **.3m/s** | 2.6 | 1.7 | 1.5 | .4 | .7 | .0 | .1 | .0 | .0 | .1 | .4 | .1 | .8 | .6 | .4 | 1.0 | 10.6 |
| **1m/s** | 17.4 | 6.1 | 3.6 | 1.8 | 1.3 | .0 | .0 | .0 | .1 | .3 | .0 | .4 | 1.9 | 1.9 | 2.5 | 4.4 | 41.8 |
| **2m/s** | 10.8 | 3.6 | .7 | .1 | .1 | .0 | .0 | .0 | .0 | .0 | .0 | .1 | 1.7 | 5.0 | 5.6 | 2.5 | 30.3 |
| **3m/s** | 3.6 | .4 | .0 | .0 | .0 | .0 | .0 | .0 | .0 | .0 | .0 | .0 | .0 | .4 | 5.0 | 1.0 | 10.4 |
| **4m/s** | .7 | .0 | .0 | .0 | .0 | .0 | .0 | .0 | .0 | .0 | .0 | .0 | .0 | .0 | 2.1 | .0 | 2.8 |
| **5m/s** | .6 | .0 | .0 | .0 | .0 | .0 | .0 | .0 | .0 | .0 | .0 | .0 | .0 | .0 | .0 | .0 | .6 |
| **6m/s** | .0 | .0 | .0 | .0 | .0 | .0 | .0 | .0 | .0 | .0 | .0 | .0 | .0 | .0 | .0 | .0 | .0 |
| **7m/s** | .0 | .0 | .0 | .0 | .0 | .0 | .0 | .0 | .0 | .0 | .0 | .0 | .0 | .0 | .0 | .0 | .0 |
| **8m/s** | .0 | .0 | .0 | .0 | .0 | .0 | .0 | .0 | .0 | .0 | .0 | .0 | .0 | .0 | .0 | .0 | .0 |
| **10m/s** | .0 | .0 | .0 | .0 | .0 | .0 | .0 | .0 | .0 | .0 | .0 | .0 | .0 | .0 | .0 | .0 | .0 |
| **12m/s** | .0 | .0 | .0 | .0 | .0 | .0 | .0 | .0 | .0 | .0 | .0 | .0 | .0 | .0 | .0 | .0 | .0 |
| **14m/s** | .0 | .0 | .0 | .0 | .0 | .0 | .0 | .0 | .0 | .0 | .0 | .0 | .0 | .0 | .0 | .0 | .0 |
| **16m/s** | .0 | .0 | .0 | .0 | .0 | .0 | .0 | .0 | .0 | .0 | .0 | .0 | .0 | .0 | .0 | .0 | .0 |
| **18m/s** | .0 | .0 | .0 | .0 | .0 | .0 | .0 | .0 | .0 | .0 | .0 | .0 | .0 | .0 | .0 | .0 | .0 |
| **20m/s** | .0 | .0 | .0 | .0 | .0 | .0 | .0 | .0 | .0 | .0 | .0 | .0 | .0 | .0 | .0 | .0 | .0 |
| **25m/s** | .0 | .0 | .0 | .0 | .0 | .0 | .0 | .0 | .0 | .0 | .0 | .0 | .0 | .0 | .0 | .0 | .0 |
| **30m/s** | .0 | .0 | .0 | .0 | .0 | .0 | .0 | .0 | .0 | .0 | .0 | .0 | .0 | .0 | .0 | .0 | .0 |
| **35m/s** | .0 | .0 | .0 | .0 | .0 | .0 | .0 | .0 | .0 | .0 | .0 | .0 | .0 | .0 | .0 | .0 | .0 |
| **40m/s** | .0 | .0 | .0 | .0 | .0 | .0 | .0 | .0 | .0 | .0 | .0 | .0 | .0 | .0 | .0 | .0 | .0 |
| **100m/s** | | | | | | | | | | | | | | | | | |
| 合計 (%) | 35.7 | 11.8 | 5.8 | 2.4 | 2.1 | .0 | .1 | .0 | .1 | .4 | .4 | .7 | 4.4 | 7.9 | 15.6 | 8.9 | 96.4 |

[註**1**]: 風速介於 **1.0m/s**~ **2.0m/s** 佔 **41.8%** 。主風向 **N** 佔 **35.7%** 。

[註**2**]: 風速平均值 = **1.9m/s** , 風速最大值 = **5.4m/s** , 其風向爲 **N** 。

[註**3**]: 風速小於**5m/s** 佔 **99.4%**; 介於**5**~**10m/s** 佔 **.6%** ; 風速大於**10m/s** 佔 **.0%**。

[註**4**]: 風向介於 **N**~**E** 佔 **42.9%**;**E**~**S** 佔 **1.0%** ;**S**~**W** 佔 **2.8%** ;**W**~**N** 佔 **49.7%**; 靜風佔 **3.6%** 。

[註**5**]: 資料每小時記錄一次 , 合計 **720**筆 **(100.0%)** , 檔名 : **W07BKHB0.1HA** 。

# 表6.5.47　2007年 冬季 高雄港測站 B 風速及風向聯合分佈百分比 (%) 統計表

**2006年12月 1日 0時 ~ 2007年 2月28日23時**

| 風向<br>風速 | N | NNE | NE | ENE | E | ESE | SE | SSE | S | SSW | SW | WSW | W | WNW | NW | NNW | 合計<br>(%) |
|---|---|---|---|---|---|---|---|---|---|---|---|---|---|---|---|---|---|
| **.3m/s** | 2.7 | .6 | .6 | .2 | .3 | .0 | .0 | .2 | .0 | .1 | .1 | .0 | .2 | .3 | .3 | 1.3 | 7.0 |
| **1m/s** | 14.9 | 5.2 | 3.1 | 1.2 | .5 | .0 | .0 | .5 | .2 | .0 | .0 | .5 | .8 | .9 | 1.5 | 3.3 | 32.7 |
| **2m/s** | 15.4 | 5.5 | 1.6 | .2 | .0 | .0 | .0 | .5 | .0 | .2 | .2 | .3 | 1.6 | 4.0 | 3.9 | 3.6 | 37.1 |
| **3m/s** | 5.8 | 1.2 | .0 | .0 | .0 | .0 | .0 | .2 | .3 | .0 | .0 | .0 | .0 | 1.9 | 3.8 | 2.0 | 15.4 |
| **4m/s** | 2.5 | .2 | .0 | .0 | .0 | .0 | .0 | .0 | .1 | .0 | .0 | .0 | .0 | .1 | 1.8 | .8 | 5.5 |
| **5m/s** | .7 | .1 | .0 | .0 | .0 | .0 | .0 | .0 | .0 | .0 | .0 | .0 | .0 | .0 | .3 | .0 | 1.2 |
| **6m/s** | .0 | .0 | .0 | .0 | .0 | .0 | .0 | .0 | .0 | .0 | .0 | .0 | .0 | .0 | .1 | .0 | .2 |
| **7m/s** | .0 | .0 | .0 | .0 | .0 | .0 | .0 | .0 | .0 | .0 | .0 | .0 | .0 | .0 | .0 | .0 | .0 |
| **8m/s** | .0 | .0 | .0 | .0 | .0 | .0 | .0 | .0 | .0 | .0 | .0 | .0 | .0 | .0 | .0 | .0 | .0 |
| **10m/s** | .0 | .0 | .0 | .0 | .0 | .0 | .0 | .0 | .0 | .0 | .0 | .0 | .0 | .0 | .0 | .0 | .0 |
| **12m/s** | .0 | .0 | .0 | .0 | .0 | .0 | .0 | .0 | .0 | .0 | .0 | .0 | .0 | .0 | .0 | .0 | .0 |
| **14m/s** | .0 | .0 | .0 | .0 | .0 | .0 | .0 | .0 | .0 | .0 | .0 | .0 | .0 | .0 | .0 | .0 | .0 |
| **16m/s** | .0 | .0 | .0 | .0 | .0 | .0 | .0 | .0 | .0 | .0 | .0 | .0 | .0 | .0 | .0 | .0 | .0 |
| **18m/s** | .0 | .0 | .0 | .0 | .0 | .0 | .0 | .0 | .0 | .0 | .0 | .0 | .0 | .0 | .0 | .0 | .0 |
| **20m/s** | .0 | .0 | .0 | .0 | .0 | .0 | .0 | .0 | .0 | .0 | .0 | .0 | .0 | .0 | .0 | .0 | .0 |
| **25m/s** | .0 | .0 | .0 | .0 | .0 | .0 | .0 | .0 | .0 | .0 | .0 | .0 | .0 | .0 | .0 | .0 | .0 |
| **30m/s** | .0 | .0 | .0 | .0 | .0 | .0 | .0 | .0 | .0 | .0 | .0 | .0 | .0 | .0 | .0 | .0 | .0 |
| **35m/s** | .0 | .0 | .0 | .0 | .0 | .0 | .0 | .0 | .0 | .0 | .0 | .0 | .0 | .0 | .0 | .0 | .0 |
| **40m/s** | .0 | .0 | .0 | .0 | .0 | .0 | .0 | .0 | .0 | .0 | .0 | .0 | .0 | .0 | .0 | .0 | .0 |
| **100m/s** | | | | | | | | | | | | | | | | | |
| 合計 (%) | 42.1 | 12.8 | 5.3 | 1.6 | .8 | .0 | .0 | 1.4 | .7 | .4 | .4 | .9 | 2.7 | 7.2 | 11.7 | 10.9 | 99.0 |

[註1]: 風速介於 **2.0m/s~ 3.0m/s** 佔 **37.1%** 。主風向 **N** 佔 **42.1%** 。

[註2]: 風速平均值 = **2.3m/s** , 風速最大值 = **6.7m/s** , 其風向爲 **N** 。

[註3]: 風速小於**5m/s** 佔 **98.6%**; 介於**5~10m/s** 佔 **1.4%** ; 風速大於**10m/s** 佔 **.0%**。

[註4]: 風向介於 **N~E** 佔 **44.0%**;**E~S** 佔 **2.0%** ;**S~W** 佔 **2.3%** ;**W~N** 佔 **50.7%**; 靜風佔 **1.0%** 。

[註5]: 資料每小時記錄一次 , 合計 **2158**筆 ( **99.9%**) , 檔名 : **W07WKHB0.1HY** 。

# 表6.5.48　2007年 春季 高雄港測站 B 風速及風向聯合分佈百分比 (%) 統計表

**2007年 3月 1日 0時 ~ 2007年 5月31日23時**

| 風向<br>風速 | N | NNE | NE | ENE | E | ESE | SE | SSE | S | SSW | SW | WSW | W | WNW | NW | NNW | 合計<br>(%) |
|---|---|---|---|---|---|---|---|---|---|---|---|---|---|---|---|---|---|
| **.3m/s** | 1.9 | 1.0 | 1.0 | 1.0 | .5 | .2 | .1 | .4 | 1.0 | .5 | .5 | .1 | .6 | .9 | .6 | .7 | 11.2 |
| **1m/s** | 6.1 | 3.7 | 3.0 | 2.2 | 1.5 | .0 | .0 | 1.1 | 2.2 | 1.4 | .6 | .8 | 1.4 | 1.4 | 3.8 | 2.4 | 31.5 |
| **2m/s** | 4.6 | 2.5 | 1.1 | .8 | .2 | .0 | .0 | .9 | 2.2 | 1.4 | 1.2 | 1.8 | 3.1 | 3.7 | 4.3 | 1.8 | 29.6 |
| **3m/s** | 2.1 | 1.0 | .1 | .0 | .0 | .0 | .0 | .6 | 1.2 | .2 | .2 | .8 | 2.0 | 3.4 | 5.0 | .5 | 17.1 |
| **4m/s** | .8 | .2 | .0 | .0 | .0 | .0 | .0 | .2 | .4 | .0 | .0 | .2 | .2 | .6 | 2.1 | .2 | 4.9 |
| **5m/s** | .4 | .0 | .0 | .0 | .0 | .0 | .0 | .0 | .2 | .0 | .0 | .0 | .0 | .0 | .6 | .1 | 1.5 |
| **6m/s** | .0 | .0 | .0 | .0 | .0 | .0 | .0 | .0 | .0 | .0 | .0 | .0 | .0 | .0 | .1 | .0 | .2 |
| **7m/s** | .0 | .0 | .0 | .0 | .0 | .0 | .0 | .0 | .0 | .0 | .0 | .0 | .0 | .0 | .0 | .0 | .0 |
| **8m/s** | .0 | .0 | .0 | .0 | .0 | .0 | .0 | .0 | .0 | .0 | .0 | .0 | .0 | .0 | .0 | .0 | .0 |
| **10m/s** | .0 | .0 | .0 | .0 | .0 | .0 | .0 | .0 | .0 | .0 | .0 | .0 | .0 | .0 | .0 | .0 | .0 |
| **12m/s** | .0 | .0 | .0 | .0 | .0 | .0 | .0 | .0 | .0 | .0 | .0 | .0 | .0 | .0 | .0 | .0 | .0 |
| **14m/s** | .0 | .0 | .0 | .0 | .0 | .0 | .0 | .0 | .0 | .0 | .0 | .0 | .0 | .0 | .0 | .0 | .0 |
| **16m/s** | .0 | .0 | .0 | .0 | .0 | .0 | .0 | .0 | .0 | .0 | .0 | .0 | .0 | .0 | .0 | .0 | .0 |
| **18m/s** | .0 | .0 | .0 | .0 | .0 | .0 | .0 | .0 | .0 | .0 | .0 | .0 | .0 | .0 | .0 | .0 | .0 |
| **20m/s** | .0 | .0 | .0 | .0 | .0 | .0 | .0 | .0 | .0 | .0 | .0 | .0 | .0 | .0 | .0 | .0 | .0 |
| **25m/s** | .0 | .0 | .0 | .0 | .0 | .0 | .0 | .0 | .0 | .0 | .0 | .0 | .0 | .0 | .0 | .0 | .0 |
| **30m/s** | .0 | .0 | .0 | .0 | .0 | .0 | .0 | .0 | .0 | .0 | .0 | .0 | .0 | .0 | .0 | .0 | .0 |
| **35m/s** | .0 | .0 | .0 | .0 | .0 | .0 | .0 | .0 | .0 | .0 | .0 | .0 | .0 | .0 | .0 | .0 | .0 |
| **40m/s** | .0 | .0 | .0 | .0 | .0 | .0 | .0 | .0 | .0 | .0 | .0 | .0 | .0 | .0 | .0 | .0 | .0 |
| **100m/s** | | | | | | | | | | | | | | | | | |
| 合計 (%) | 15.9 | 8.4 | 5.3 | 4.1 | 2.3 | .2 | .2 | 3.1 | 7.1 | 3.4 | 2.5 | 3.6 | 7.4 | 10.0 | 16.6 | 5.7 | 96.1 |

[註1]: 風速介於 **1.0m/s~ 2.0m/s** 佔 **31.5%** 。主風向 **NW** 佔 **16.6%** 。

[註2]: 風速平均值 = **2.2m/s** , 風速最大值 = **7.6m/s** , 其風向爲 **N** 。

[註3]: 風速小於**5m/s** 佔 **98.2%**; 介於**5~10m/s** 佔 **1.8%** ; 風速大於**10m/s** 佔 **.0%**。

[註4]: 風向介於 **N~E** 佔 **28.8%**;**E~S** 佔 **6.1%** ;**S~W** 佔 **17.2%** ;**W~N** 佔 **44.0%**; 靜風佔 **3.9%** 。

[註5]: 資料每小時記錄一次 , 合計 **2203**筆 ( **99.8%**) , 檔名 : **W07NKHB0.1HY** 。

# 表6.5.49　2007年 夏季 高雄港測站 B 風速及風向聯合分佈百分比 (%) 統計表

**2007年 6月 1日 0時 ~ 2007年 8月31日23時**

| 風向<br>風速 | N | NNE | NE | ENE | E | ESE | SE | SSE | S | SSW | SW | WSW | W | WNW | NW | NNW | 合計<br>(%) |
|---|---|---|---|---|---|---|---|---|---|---|---|---|---|---|---|---|---|
| **.3m/s** | .8 | .9 | .8 | 1.4 | 1.1 | .5 | .4 | .4 | .6 | .6 | .4 | .2 | .5 | .2 | .3 | .2 | 9.4 |
| **1m/s** | 1.4 | 2.0 | 4.6 | 5.9 | 5.2 | .1 | .1 | 1.1 | 3.0 | 1.3 | 1.2 | 1.1 | 1.7 | 1.1 | 1.3 | .9 | 32.1 |
| **2m/s** | .5 | .8 | 2.8 | 1.8 | 1.4 | .0 | .0 | 3.5 | 3.0 | 1.3 | .6 | .7 | 2.3 | 1.9 | 2.4 | 1.0 | 24.2 |
| **3m/s** | .2 | .3 | .4 | .1 | .1 | .0 | .0 | 4.3 | 2.5 | .4 | .6 | .6 | 2.0 | 2.9 | 2.4 | .3 | 17.1 |
| **4m/s** | .0 | .0 | .0 | .0 | .0 | .0 | .0 | 2.5 | 3.0 | .2 | .1 | .1 | .2 | .5 | 1.8 | .1 | 8.8 |
| **5m/s** | .0 | .0 | .0 | .0 | .0 | .0 | .0 | .5 | 1.6 | .1 | .0 | .1 | .0 | .0 | .5 | .0 | 3.0 |
| **6m/s** | .0 | .0 | .0 | .0 | .0 | .0 | .0 | .0 | .9 | .0 | .1 | .0 | .0 | .0 | .1 | .0 | 1.2 |
| **7m/s** | .0 | .0 | .0 | .0 | .0 | .0 | .0 | .0 | .5 | .0 | .2 | .0 | .1 | .0 | .0 | .0 | .9 |
| **8m/s** | .0 | .0 | .0 | .0 | .0 | .0 | .0 | .0 | .2 | .0 | .0 | .0 | .1 | .0 | .0 | .0 | .4 |
| **10m/s** | .0 | .0 | .0 | .0 | .0 | .0 | .0 | .0 | .0 | .0 | .0 | .0 | .0 | .0 | .0 | .0 | .1 |
| **12m/s** | .0 | .0 | .0 | .0 | .0 | .0 | .0 | .0 | .0 | .0 | .0 | .2 | .0 | .0 | .0 | .0 | .2 |
| **14m/s** | .0 | .0 | .0 | .0 | .0 | .0 | .0 | .0 | .0 | .0 | .0 | .0 | .0 | .0 | .0 | .0 | .0 |
| **16m/s** | .0 | .0 | .0 | .0 | .0 | .0 | .0 | .0 | .0 | .0 | .0 | .0 | .0 | .0 | .0 | .0 | .0 |
| **18m/s** | .0 | .0 | .0 | .0 | .0 | .0 | .0 | .0 | .0 | .0 | .0 | .0 | .0 | .0 | .0 | .0 | .0 |
| **20m/s** | .0 | .0 | .0 | .0 | .0 | .0 | .0 | .0 | .0 | .0 | .0 | .0 | .0 | .0 | .0 | .0 | .0 |
| **25m/s** | .0 | .0 | .0 | .0 | .0 | .0 | .0 | .0 | .0 | .0 | .0 | .0 | .0 | .0 | .0 | .0 | .0 |
| **30m/s** | .0 | .0 | .0 | .0 | .0 | .0 | .0 | .0 | .0 | .0 | .0 | .0 | .0 | .0 | .0 | .0 | .0 |
| **35m/s** | .0 | .0 | .0 | .0 | .0 | .0 | .0 | .0 | .0 | .0 | .0 | .0 | .0 | .0 | .0 | .0 | .0 |
| **40m/s** | .0 | .0 | .0 | .0 | .0 | .0 | .0 | .0 | .0 | .0 | .0 | .0 | .0 | .0 | .0 | .0 | .0 |
| **100m/s** | | | | | | | | | | | | | | | | | |
| 合計 (%) | 3.0 | 4.1 | 8.6 | 9.2 | 7.9 | .5 | .5 | 12.5 | 15.4 | 4.0 | 3.5 | 3.1 | 7.0 | 6.6 | 8.8 | 2.6 | 97.4 |

[註**1**]: 風速介於 **1.0m/s~ 2.0m/s** 佔 **32.1%** 。主風向 **S** 佔 **15.4%** 。

[註**2**]: 風速平均值 **= 2.5m/s** , 風速最大值 **= 13.9m/s** , 其風向爲 **WSW**。

[註**3**]: 風速小於**5m/s** 佔 **94.2%**; 介於**5~10m/s** 佔 **5.5%** ; 風速大於**10m/s** 佔 **.3%**。

[註**4**]: 風向介於 **N~E** 佔 **29.7%**;**E~S** 佔 **21.0%** ;**S~W** 佔 **23.3%** ;**W~N** 佔 **23.4%**; 靜風佔 **2.6%** 。

[註**5**]: 資料每小時記錄一次 , 合計 **2198**筆 ( **99.5%**) , 檔名 : **W07SKHB0.1HY** 。

# 表6.5.50　2007年 秋季 高雄港測站 B 風速及風向聯合分佈百分比 (%) 統計表

**2007年 9月 1日 0時 ~ 2007年11月30日23時**

| 風向<br>風速 | N | NNE | NE | ENE | E | ESE | SE | SSE | S | SSW | SW | WSW | W | WNW | NW | NNW | 合計<br>(%) |
|---|---|---|---|---|---|---|---|---|---|---|---|---|---|---|---|---|---|
| **.3m/s** | 2.5 | 1.6 | 1.9 | 1.3 | 1.1 | .3 | .1 | .1 | .5 | .5 | .7 | .5 | 1.0 | .6 | .7 | 1.2 | 14.9 |
| **1m/s** | 8.1 | 4.4 | 4.2 | 3.9 | 3.2 | .0 | .0 | .4 | 1.0 | 1.6 | .8 | 1.1 | 3.0 | 2.2 | 2.7 | 2.9 | 39.5 |
| **2m/s** | 4.3 | 1.7 | 1.1 | .4 | .3 | .0 | .0 | .8 | .6 | .6 | .7 | 1.0 | 4.3 | 4.5 | 4.1 | 1.3 | 25.7 |
| **3m/s** | 1.4 | .2 | .0 | .0 | .0 | .0 | .0 | .2 | .3 | .2 | .1 | .1 | 1.0 | 2.2 | 4.0 | .5 | 10.2 |
| **4m/s** | .5 | .0 | .0 | .0 | .0 | .0 | .0 | .0 | .0 | .1 | .0 | .1 | .1 | .2 | 1.6 | .0 | 2.8 |
| **5m/s** | .5 | .0 | .0 | .0 | .0 | .0 | .0 | .0 | .0 | .0 | .0 | .0 | .0 | .0 | .2 | .0 | .8 |
| **6m/s** | .1 | .0 | .0 | .0 | .0 | .0 | .0 | .0 | .0 | .0 | .0 | .0 | .0 | .0 | .1 | .0 | .4 |
| **7m/s** | .1 | .0 | .0 | .0 | .0 | .0 | .0 | .0 | .0 | .0 | .0 | .0 | .0 | .0 | .1 | .0 | .3 |
| **8m/s** | .0 | .0 | .0 | .0 | .0 | .0 | .0 | .0 | .0 | .0 | .0 | .0 | .1 | .0 | .0 | .0 | .2 |
| **10m/s** | .0 | .0 | .0 | .0 | .0 | .0 | .0 | .0 | .0 | .0 | .0 | .0 | .0 | .0 | .3 | .2 | .6 |
| **12m/s** | .0 | .0 | .0 | .0 | .0 | .0 | .0 | .0 | .0 | .0 | .0 | .0 | .0 | .0 | .0 | .0 | .1 |
| **14m/s** | .0 | .0 | .0 | .0 | .0 | .0 | .0 | .0 | .0 | .0 | .0 | .0 | .0 | .0 | .0 | .0 | .0 |
| **16m/s** | .0 | .0 | .0 | .0 | .0 | .0 | .0 | .0 | .0 | .0 | .0 | .0 | .0 | .0 | .0 | .0 | .0 |
| **18m/s** | .0 | .0 | .0 | .0 | .0 | .0 | .0 | .0 | .0 | .0 | .0 | .0 | .0 | .0 | .0 | .0 | .0 |
| **20m/s** | .0 | .0 | .0 | .0 | .0 | .0 | .0 | .0 | .0 | .0 | .0 | .0 | .0 | .0 | .0 | .0 | .0 |
| **25m/s** | .0 | .0 | .0 | .0 | .0 | .0 | .0 | .0 | .0 | .0 | .0 | .0 | .0 | .0 | .0 | .0 | .0 |
| **30m/s** | .0 | .0 | .0 | .0 | .0 | .0 | .0 | .0 | .0 | .0 | .0 | .0 | .0 | .0 | .0 | .0 | .0 |
| **35m/s** | .0 | .0 | .0 | .0 | .0 | .0 | .0 | .0 | .0 | .0 | .0 | .0 | .0 | .0 | .0 | .0 | .0 |
| **40m/s** | .0 | .0 | .0 | .0 | .0 | .0 | .0 | .0 | .0 | .0 | .0 | .0 | .0 | .0 | .0 | .0 | .0 |
| **100m/s** | | | | | | | | | | | | | | | | | |
| 合計 (%) | 17.5 | 7.9 | 7.3 | 5.6 | 4.7 | .4 | .1 | 1.6 | 2.4 | 2.9 | 2.4 | 2.8 | 9.6 | 9.8 | 14.0 | 6.2 | 95.4 |

[註**1**]: 風速介於 **1.0m/s~ 2.0m/s** 佔 **39.5%** 。主風向 **N** 佔 **17.5%** 。

[註**2**]: 風速平均值 **= 1.9m/s** , 風速最大值 **= 12.4m/s** , 其風向爲 **W** 。

[註**3**]: 風速小於**5m/s** 佔 **97.7%**; 介於**5~10m/s** 佔 **1.7%** ; 風速大於**10m/s** 佔 **.6%**。

[註**4**]: 風向介於 **N~E** 佔 **34.2%**;**E~S** 佔 **4.1%** ;**S~W** 佔 **13.1%** ;**W~N** 佔 **43.9%**; 靜風佔 **4.6%** 。

[註**5**]: 資料每小時記錄一次 , 合計 **2179**筆 ( **99.8%**) , 檔名 : **W07FKHB0.1HY** 。

# 表6.5.51　2007年 整年 高雄港測站 B 風速及風向聯合分佈百分比 (%) 統計表

**2006年12月 1日 0時 ~ 2007年11月30日23時**

| 風向<br>風速 | N | NNE | NE | ENE | E | ESE | SE | SSE | S | SSW | SW | WSW | W | WNW | NW | NNW | 合計<br>(%) |
|---|---|---|---|---|---|---|---|---|---|---|---|---|---|---|---|---|---|
| **.3m/s** | 2.0 | 1.0 | 1.1 | 1.0 | .8 | .3 | .2 | .3 | .5 | .4 | .4 | .2 | .6 | .5 | .5 | .8 | 10.6 |
| **1m/s** | 7.6 | 3.8 | 3.7 | 3.3 | 2.6 | .0 | .0 | .8 | 1.6 | 1.1 | .7 | .9 | 1.7 | 1.4 | 2.3 | 2.4 | 33.9 |
| **2m/s** | 6.2 | 2.6 | 1.7 | .8 | .5 | .0 | .0 | 1.5 | 1.5 | .9 | .7 | .9 | 2.8 | 3.5 | 3.7 | 1.9 | 29.1 |
| **3m/s** | 2.4 | .7 | .1 | .0 | .0 | .0 | .0 | 1.3 | 1.1 | .2 | .3 | .4 | 1.3 | 2.6 | 3.8 | .8 | 15.0 |
| **4m/s** | .9 | .1 | .0 | .0 | .0 | .0 | .0 | .7 | .9 | .1 | .0 | .1 | .1 | .4 | 1.8 | .3 | 5.5 |
| **5m/s** | .4 | .0 | .0 | .0 | .0 | .0 | .0 | .1 | .4 | .0 | .0 | .0 | .0 | .0 | .4 | .0 | 1.6 |
| **6m/s** | .1 | .0 | .0 | .0 | .0 | .0 | .0 | .0 | .2 | .0 | .0 | .0 | .0 | .0 | .1 | .0 | .5 |
| **7m/s** | .1 | .0 | .0 | .0 | .0 | .0 | .0 | .0 | .1 | .0 | .0 | .0 | .0 | .0 | .0 | .0 | .3 |
| **8m/s** | .0 | .0 | .0 | .0 | .0 | .0 | .0 | .0 | .0 | .0 | .0 | .0 | .1 | .0 | .0 | .0 | .1 |
| **10m/s** | .0 | .0 | .0 | .0 | .0 | .0 | .0 | .0 | .0 | .0 | .0 | .0 | .0 | .0 | .1 | .0 | .2 |
| **12m/s** | .0 | .0 | .0 | .0 | .0 | .0 | .0 | .0 | .0 | .0 | .0 | .1 | .0 | .0 | .0 | .0 | .1 |
| **14m/s** | .0 | .0 | .0 | .0 | .0 | .0 | .0 | .0 | .0 | .0 | .0 | .0 | .0 | .0 | .0 | .0 | .0 |
| **16m/s** | .0 | .0 | .0 | .0 | .0 | .0 | .0 | .0 | .0 | .0 | .0 | .0 | .0 | .0 | .0 | .0 | .0 |
| **18m/s** | .0 | .0 | .0 | .0 | .0 | .0 | .0 | .0 | .0 | .0 | .0 | .0 | .0 | .0 | .0 | .0 | .0 |
| **20m/s** | .0 | .0 | .0 | .0 | .0 | .0 | .0 | .0 | .0 | .0 | .0 | .0 | .0 | .0 | .0 | .0 | .0 |
| **25m/s** | .0 | .0 | .0 | .0 | .0 | .0 | .0 | .0 | .0 | .0 | .0 | .0 | .0 | .0 | .0 | .0 | .0 |
| **30m/s** | .0 | .0 | .0 | .0 | .0 | .0 | .0 | .0 | .0 | .0 | .0 | .0 | .0 | .0 | .0 | .0 | .0 |
| **35m/s** | .0 | .0 | .0 | .0 | .0 | .0 | .0 | .0 | .0 | .0 | .0 | .0 | .0 | .0 | .0 | .0 | .0 |
| **40m/s** | .0 | .0 | .0 | .0 | .0 | .0 | .0 | .0 | .0 | .0 | .0 | .0 | .0 | .0 | .0 | .0 | .0 |
| **100m/s** | | | | | | | | | | | | | | | | | |
| 合計 (%) | 19.5 | 8.3 | 6.6 | 5.1 | 3.9 | .3 | .2 | 4.7 | 6.4 | 2.7 | 2.2 | 2.6 | 6.7 | 8.4 | 12.8 | 6.4 | 97.0 |

[註1]: 風速介於 **1.0m/s~ 2.0m/s** 佔 **33.9%** 。主風向 **N** 佔 **19.5%** 。

[註2]: 風速平均值 = **2.2m/s** , 風速最大值 = **13.9m/s** , 其風向爲 **WSW**。

[註3]: 風速小於**5m/s** 佔 **97.2%**; 介於**5~10m/s** 佔 **2.6%** ; 風速大於**10m/s** 佔 **.2%**。

[註4]: 風向介於 **N~E** 佔 **34.1%**;**E~S** 佔 **8.4%** ;**S~W** 佔 **14.0%** ;**W~N** 佔 **40.5%**; 靜風佔 **3.0%** 。

[註5]: 資料每小時記錄一次 , 合計 **8738**筆 ( **99.7%**) , 檔名 : **W070KHB0.1HY** 。

# 表6.5.52　歷年 12月 高雄港測站 B 風速及風向聯合分佈百分比 (%) 統計表

**1999年12月 1日 0時 ~ 2006年12月31日23時**

| 風向<br>風速 | N | NNE | NE | ENE | E | ESE | SE | SSE | S | SSW | SW | WSW | W | WNW | NW | NNW | 合計<br>(%) |
|---|---|---|---|---|---|---|---|---|---|---|---|---|---|---|---|---|---|
| **.3m/s** | 3.2 | 1.5 | .9 | .6 | .3 | .1 | .0 | .0 | .1 | .0 | .1 | .1 | .4 | .2 | .3 | .9 | 8.5 |
| **1m/s** | 15.0 | 7.3 | 3.7 | 1.7 | .5 | .0 | .0 | .1 | .2 | .1 | .2 | .5 | 1.0 | 1.1 | 1.5 | 3.4 | 36.4 |
| **2m/s** | 13.6 | 5.1 | 1.2 | .2 | .0 | .0 | .0 | .0 | .1 | .0 | .1 | .4 | 2.2 | 3.0 | 3.8 | 3.4 | 33.1 |
| **3m/s** | 6.0 | 1.0 | .1 | .0 | .0 | .0 | .0 | .0 | .0 | .0 | .0 | .1 | .6 | 1.9 | 3.2 | 1.7 | 14.5 |
| **4m/s** | 2.5 | .3 | .0 | .0 | .0 | .0 | .0 | .0 | .0 | .0 | .0 | .0 | .0 | .1 | 1.1 | .5 | 4.5 |
| **5m/s** | .8 | .0 | .0 | .0 | .0 | .0 | .0 | .0 | .0 | .0 | .0 | .0 | .0 | .0 | .1 | .1 | 1.1 |
| **6m/s** | .1 | .0 | .0 | .0 | .0 | .0 | .0 | .0 | .0 | .0 | .0 | .0 | .0 | .0 | .0 | .1 | .3 |
| **7m/s** | .1 | .0 | .0 | .0 | .0 | .0 | .0 | .0 | .0 | .0 | .0 | .0 | .0 | .0 | .0 | .0 | .1 |
| **8m/s** | .1 | .0 | .0 | .0 | .0 | .0 | .0 | .0 | .0 | .0 | .0 | .0 | .0 | .0 | .0 | .0 | .1 |
| **10m/s** | .0 | .0 | .0 | .0 | .0 | .0 | .0 | .0 | .0 | .0 | .0 | .0 | .0 | .0 | .0 | .0 | .0 |
| **12m/s** | .0 | .0 | .0 | .0 | .0 | .0 | .0 | .0 | .0 | .0 | .0 | .0 | .0 | .0 | .0 | .0 | .0 |
| **14m/s** | .0 | .0 | .0 | .0 | .0 | .0 | .0 | .0 | .0 | .0 | .0 | .0 | .0 | .0 | .0 | .0 | .0 |
| **16m/s** | .0 | .0 | .0 | .0 | .0 | .0 | .0 | .0 | .0 | .0 | .0 | .0 | .0 | .0 | .0 | .0 | .0 |
| **18m/s** | .0 | .0 | .0 | .0 | .0 | .0 | .0 | .0 | .0 | .0 | .0 | .0 | .0 | .0 | .0 | .0 | .0 |
| **20m/s** | .0 | .0 | .0 | .0 | .0 | .0 | .0 | .0 | .0 | .0 | .0 | .0 | .0 | .0 | .0 | .0 | .0 |
| **25m/s** | .0 | .0 | .0 | .0 | .0 | .0 | .0 | .0 | .0 | .0 | .0 | .0 | .0 | .0 | .0 | .0 | .0 |
| **30m/s** | .0 | .0 | .0 | .0 | .0 | .0 | .0 | .0 | .0 | .0 | .0 | .0 | .0 | .0 | .0 | .0 | .0 |
| **35m/s** | .0 | .0 | .0 | .0 | .0 | .0 | .0 | .0 | .0 | .0 | .0 | .0 | .0 | .0 | .0 | .0 | .0 |
| **40m/s** | .0 | .0 | .0 | .0 | .0 | .0 | .0 | .0 | .0 | .0 | .0 | .0 | .0 | .0 | .0 | .0 | .0 |
| **100m/s** | | | | | | | | | | | | | | | | | |
| 合計 (%) | 41.4 | 15.1 | 5.8 | 2.4 | .9 | .1 | .1 | .2 | .3 | .2 | .3 | 1.0 | 4.2 | 6.3 | 10.0 | 10.3 | 98.5 |

[註**1**]: 風速介於 **1.0m/s**~ **2.0m/s** 佔 **36.4%** 。主風向 **N** 佔 **41.4%** 。

[註**2**]: 風速平均值 = **2.2m/s** , 風速最大值 = **9.4m/s** , 其風向爲 **N** 。

[註**3**]: 風速小於**5m/s** 佔 **98.5%**; 介於**5**~**10m/s** 佔 **1.5%** ; 風速大於**10m/s** 佔 **.0%**。

[註**4**]: 風向介於 **N**~**E** 佔 **52.3%**;**E**~**S** 佔 **.7%** ;**S**~**W** 佔 **2.7%** ;**W**~**N** 佔 **42.9%**; 靜風佔 **1.5%** 。

[註**5**]: 資料每小時記錄一次 , 合計 **5924**筆 ( **99.5%**) , 檔名 : **W44CKHB0.1HY** 。

# 表6.5.53　歷年 1月 高雄港測站 B 風速及風向聯合分佈百分比 (%) 統計表

**1999年 1月 1日 0時 ~ 2007年 1月31日23時**

| 風向<br>風速 | N | NNE | NE | ENE | E | ESE | SE | SSE | S | SSW | SW | WSW | W | WNW | NW | NNW | 合計<br>(%) |
|---|---|---|---|---|---|---|---|---|---|---|---|---|---|---|---|---|---|
| **.3m/s** | 3.2 | 1.1 | .9 | .5 | .4 | .0 | .1 | .0 | .0 | .1 | .0 | .1 | .2 | .3 | .3 | .8 | 8.0 |
| **1m/s** | 13.9 | 6.9 | 2.7 | 1.2 | .7 | .0 | .0 | .1 | .2 | .2 | .1 | .4 | .9 | 1.0 | 1.7 | 3.6 | 33.6 |
| **2m/s** | 15.1 | 5.7 | 1.2 | .2 | .1 | .0 | .0 | .2 | .2 | .1 | .1 | .3 | 1.4 | 2.5 | 3.9 | 3.9 | 34.8 |
| **3m/s** | 5.6 | 1.0 | .1 | .0 | .0 | .0 | .0 | .1 | .0 | .0 | .0 | .1 | .3 | 1.8 | 3.8 | 1.9 | 14.7 |
| **4m/s** | 2.4 | .2 | .0 | .0 | .0 | .0 | .0 | .0 | .0 | .0 | .0 | .0 | .0 | .2 | 1.8 | .8 | 5.5 |
| **5m/s** | .7 | .0 | .0 | .0 | .0 | .0 | .0 | .0 | .0 | .0 | .0 | .0 | .0 | .0 | .2 | .2 | 1.2 |
| **6m/s** | .1 | .0 | .0 | .0 | .0 | .0 | .0 | .0 | .0 | .0 | .0 | .0 | .0 | .0 | .0 | .1 | .2 |
| **7m/s** | .0 | .0 | .0 | .0 | .0 | .0 | .0 | .0 | .0 | .0 | .0 | .0 | .0 | .0 | .0 | .0 | .0 |
| **8m/s** | .0 | .0 | .0 | .0 | .0 | .0 | .0 | .0 | .0 | .0 | .0 | .0 | .0 | .0 | .0 | .0 | .0 |
| **10m/s** | .0 | .0 | .0 | .0 | .0 | .0 | .0 | .0 | .0 | .0 | .0 | .0 | .0 | .0 | .0 | .0 | .0 |
| **12m/s** | .0 | .0 | .0 | .0 | .0 | .0 | .0 | .0 | .0 | .0 | .0 | .0 | .0 | .0 | .0 | .0 | .0 |
| **14m/s** | .0 | .0 | .0 | .0 | .0 | .0 | .0 | .0 | .0 | .0 | .0 | .0 | .0 | .0 | .0 | .0 | .0 |
| **16m/s** | .0 | .0 | .0 | .0 | .0 | .0 | .0 | .0 | .0 | .0 | .0 | .0 | .0 | .0 | .0 | .0 | .0 |
| **18m/s** | .0 | .0 | .0 | .0 | .0 | .0 | .0 | .0 | .0 | .0 | .0 | .0 | .0 | .0 | .0 | .0 | .0 |
| **20m/s** | .0 | .0 | .0 | .0 | .0 | .0 | .0 | .0 | .0 | .0 | .0 | .0 | .0 | .0 | .0 | .0 | .0 |
| **25m/s** | .0 | .0 | .0 | .0 | .0 | .0 | .0 | .0 | .0 | .0 | .0 | .0 | .0 | .0 | .0 | .0 | .0 |
| **30m/s** | .0 | .0 | .0 | .0 | .0 | .0 | .0 | .0 | .0 | .0 | .0 | .0 | .0 | .0 | .0 | .0 | .0 |
| **35m/s** | .0 | .0 | .0 | .0 | .0 | .0 | .0 | .0 | .0 | .0 | .0 | .0 | .0 | .0 | .0 | .0 | .0 |
| **40m/s** | .0 | .0 | .0 | .0 | .0 | .0 | .0 | .0 | .0 | .0 | .0 | .0 | .0 | .0 | .0 | .0 | .0 |
| **100m/s** | | | | | | | | | | | | | | | | | |
| 合計 (%) | 41.0 | 15.0 | 4.9 | 1.9 | 1.2 | .0 | .1 | .4 | .5 | .4 | .3 | .9 | 2.8 | 5.9 | 11.8 | 11.3 | 98.1 |

[註1]: 風速介於 **2.0m/s~ 3.0m/s** 佔 **34.8%** 。主風向 **N** 佔 **41.0%** 。

[註2]: 風速平均值 = **2.2m/s** , 風速最大值 = **7.6m/s** , 其風向爲 **N** 。

[註3]: 風速小於**5m/s** 佔 **98.6%**; 介於**5~10m/s** 佔 **1.4%** ; 風速大於**10m/s** 佔 **.0%**。

[註4]: 風向介於 **N~E** 佔 **50.8%**;**E~S** 佔 **1.0%** ;**S~W** 佔 **2.4%** ;**W~N** 佔 **43.9%**; 靜風佔 **1.9%** 。

[註5]: 資料每小時記錄一次 , 合計 **6494**筆 ( **97.0%**) , 檔名 : **W441KHB0.1HY** 。

# 表6.5.54　歷年 2月 高雄港測站 B 風速及風向聯合分佈百分比 (%) 統計表

**1999年 2月 1日 0時 ~ 2007年 2月28日23時**

| 風向<br>風速 | N | NNE | NE | ENE | E | ESE | SE | SSE | S | SSW | SW | WSW | W | WNW | NW | NNW | 合計<br>(%) |
|---|---|---|---|---|---|---|---|---|---|---|---|---|---|---|---|---|---|
| **.3m/s** | 3.4 | 1.3 | 1.1 | .8 | .5 | .1 | .0 | .1 | .2 | .1 | .1 | .0 | .2 | .3 | .5 | 1.2 | 9.9 |
| **1m/s** | 10.7 | 5.6 | 3.5 | 1.6 | .7 | .0 | .0 | .5 | .4 | .4 | .2 | .4 | 1.0 | .9 | 2.2 | 3.3 | 31.4 |
| **2m/s** | 11.3 | 4.5 | 1.3 | .3 | .1 | .0 | .1 | .6 | .4 | .3 | .2 | .6 | 1.9 | 3.1 | 3.7 | 4.1 | 32.6 |
| **3m/s** | 4.4 | .8 | .0 | .0 | .0 | .0 | .0 | .4 | .5 | .0 | .0 | .0 | .9 | 2.9 | 4.5 | 1.8 | 16.4 |
| **4m/s** | 1.2 | .2 | .0 | .0 | .0 | .0 | .0 | .4 | .2 | .0 | .0 | .0 | .1 | .6 | 2.5 | .7 | 5.8 |
| **5m/s** | .2 | .1 | .0 | .0 | .0 | .0 | .0 | .1 | .0 | .0 | .0 | .0 | .0 | .1 | .8 | .1 | 1.4 |
| **6m/s** | .0 | .0 | .0 | .0 | .0 | .0 | .0 | .0 | .0 | .0 | .0 | .0 | .0 | .0 | .1 | .1 | .2 |
| **7m/s** | .0 | .0 | .0 | .0 | .0 | .0 | .0 | .0 | .0 | .0 | .0 | .0 | .0 | .0 | .0 | .0 | .0 |
| **8m/s** | .0 | .0 | .0 | .0 | .0 | .0 | .0 | .0 | .0 | .0 | .0 | .0 | .0 | .0 | .0 | .0 | .0 |
| **10m/s** | .0 | .0 | .0 | .0 | .0 | .0 | .0 | .0 | .0 | .0 | .0 | .0 | .0 | .0 | .0 | .0 | .0 |
| **12m/s** | .0 | .0 | .0 | .0 | .0 | .0 | .0 | .0 | .0 | .0 | .0 | .0 | .0 | .0 | .0 | .0 | .0 |
| **14m/s** | .0 | .0 | .0 | .0 | .0 | .0 | .0 | .0 | .0 | .0 | .0 | .0 | .0 | .0 | .0 | .0 | .0 |
| **16m/s** | .0 | .0 | .0 | .0 | .0 | .0 | .0 | .0 | .0 | .0 | .0 | .0 | .0 | .0 | .0 | .0 | .0 |
| **18m/s** | .0 | .0 | .0 | .0 | .0 | .0 | .0 | .0 | .0 | .0 | .0 | .0 | .0 | .0 | .0 | .0 | .0 |
| **20m/s** | .0 | .0 | .0 | .0 | .0 | .0 | .0 | .0 | .0 | .0 | .0 | .0 | .0 | .0 | .0 | .0 | .0 |
| **25m/s** | .0 | .0 | .0 | .0 | .0 | .0 | .0 | .0 | .0 | .0 | .0 | .0 | .0 | .0 | .0 | .0 | .0 |
| **30m/s** | .0 | .0 | .0 | .0 | .0 | .0 | .0 | .0 | .0 | .0 | .0 | .0 | .0 | .0 | .0 | .0 | .0 |
| **35m/s** | .0 | .0 | .0 | .0 | .0 | .0 | .0 | .0 | .0 | .0 | .0 | .0 | .0 | .0 | .0 | .0 | .0 |
| **40m/s** | .0 | .0 | .0 | .0 | .0 | .0 | .0 | .0 | .0 | .0 | .0 | .0 | .0 | .0 | .0 | .0 | .0 |
| **100m/s** | | | | | | | | | | | | | | | | | |
| 合計 (%) | 31.2 | 12.5 | 5.9 | 2.8 | 1.3 | .2 | .1 | 2.2 | 1.7 | .8 | .5 | 1.1 | 4.1 | 7.9 | 14.2 | 11.3 | 97.6 |

[註1]: 風速介於 **2.0m/s~ 3.0m/s** 佔 **32.6%** 。主風向 **N** 佔 **31.2%** 。

[註2]: 風速平均值 = **2.2m/s** , 風速最大值 = **6.7m/s** , 其風向爲 **NNW**。

[註3]: 風速小於**5m/s** 佔 **98.4%**; 介於**5~10m/s** 佔 **1.6%** ; 風速大於**10m/s** 佔 **.0%**。

[註4]: 風向介於 **N~E** 佔 **41.8%**;**E~S** 佔 **3.6%** ;**S~W** 佔 **4.5%** ;**W~N** 佔 **47.7%**; 靜風佔 **2.4%** 。

[註5]: 資料每小時記錄一次 , 合計 **6067**筆 ( **99.5%**) , 檔名 : **W442KHB0.1HY** 。

# 表6.5.55　歷年 3月 高雄港測站 B 風速及風向聯合分佈百分比 (%) 統計表

**1999年 3月 1日 0時 ~ 2007年 3月31日23時**

| 風向<br>風速 | N | NNE | NE | ENE | E | ESE | SE | SSE | S | SSW | SW | WSW | W | WNW | NW | NNW | 合計<br>(%) |
|---|---|---|---|---|---|---|---|---|---|---|---|---|---|---|---|---|---|
| **.3m/s** | 2.6 | 1.4 | 1.0 | .8 | .6 | .1 | .1 | .2 | .2 | .2 | .2 | .2 | .4 | .4 | .8 | 1.0 | 10.1 |
| **1m/s** | 9.4 | 4.5 | 3.0 | 1.7 | .9 | .0 | .0 | .5 | .8 | .6 | .5 | .6 | 1.5 | 1.3 | 2.9 | 3.3 | 31.6 |
| **2m/s** | 8.0 | 3.4 | .9 | .3 | .1 | .0 | .0 | .8 | 1.0 | .4 | .3 | .8 | 2.8 | 2.8 | 4.3 | 3.1 | 29.2 |
| **3m/s** | 3.5 | .9 | .0 | .0 | .0 | .0 | .0 | .6 | .7 | .0 | .2 | .3 | 1.8 | 3.2 | 4.4 | 1.4 | 17.0 |
| **4m/s** | 1.0 | .2 | .0 | .0 | .0 | .0 | .0 | .5 | .2 | .0 | .0 | .1 | .2 | 1.3 | 2.8 | .4 | 6.7 |
| **5m/s** | .3 | .0 | .0 | .0 | .0 | .0 | .0 | .1 | .1 | .0 | .0 | .0 | .0 | .2 | 1.3 | .2 | 2.3 |
| **6m/s** | .1 | .0 | .0 | .0 | .0 | .0 | .0 | .0 | .0 | .0 | .0 | .0 | .0 | .0 | .2 | .0 | .3 |
| **7m/s** | .0 | .0 | .0 | .0 | .0 | .0 | .0 | .0 | .0 | .0 | .0 | .0 | .0 | .0 | .0 | .0 | .0 |
| **8m/s** | .0 | .0 | .0 | .0 | .0 | .0 | .0 | .0 | .0 | .0 | .0 | .0 | .0 | .0 | .0 | .0 | .0 |
| **10m/s** | .0 | .0 | .0 | .0 | .0 | .0 | .0 | .0 | .0 | .0 | .0 | .0 | .0 | .0 | .0 | .0 | .0 |
| **12m/s** | .0 | .0 | .0 | .0 | .0 | .0 | .0 | .0 | .0 | .0 | .0 | .0 | .0 | .0 | .0 | .0 | .0 |
| **14m/s** | .0 | .0 | .0 | .0 | .0 | .0 | .0 | .0 | .0 | .0 | .0 | .0 | .0 | .0 | .0 | .0 | .0 |
| **16m/s** | .0 | .0 | .0 | .0 | .0 | .0 | .0 | .0 | .0 | .0 | .0 | .0 | .0 | .0 | .0 | .0 | .0 |
| **18m/s** | .0 | .0 | .0 | .0 | .0 | .0 | .0 | .0 | .0 | .0 | .0 | .0 | .0 | .0 | .0 | .0 | .0 |
| **20m/s** | .0 | .0 | .0 | .0 | .0 | .0 | .0 | .0 | .0 | .0 | .0 | .0 | .0 | .0 | .0 | .0 | .0 |
| **25m/s** | .0 | .0 | .0 | .0 | .0 | .0 | .0 | .0 | .0 | .0 | .0 | .0 | .0 | .0 | .0 | .0 | .0 |
| **30m/s** | .0 | .0 | .0 | .0 | .0 | .0 | .0 | .0 | .0 | .0 | .0 | .0 | .0 | .0 | .0 | .0 | .0 |
| **35m/s** | .0 | .0 | .0 | .0 | .0 | .0 | .0 | .0 | .0 | .0 | .0 | .0 | .0 | .0 | .0 | .0 | .0 |
| **40m/s** | .0 | .0 | .0 | .0 | .0 | .0 | .0 | .0 | .0 | .0 | .0 | .0 | .0 | .0 | .0 | .0 | .0 |
| **100m/s** | | | | | | | | | | | | | | | | | |
| 合計 (%) | 24.8 | 10.3 | 5.0 | 2.9 | 1.7 | .1 | .1 | 2.7 | 3.0 | 1.2 | 1.3 | 2.0 | 6.7 | 9.3 | 16.7 | 9.3 | 97.1 |

[註**1**]: 風速介於 **1.0m/s**~ **2.0m/s** 佔 **31.6%** 。主風向 **N** 佔 **24.8%** 。

[註**2**]: 風速平均值 = **2.3m/s** , 風速最大值 = **7.6m/s** , 其風向爲 **N** 。

[註**3**]: 風速小於**5m/s** 佔 **97.4%**; 介於**5**~**10m/s** 佔 **2.6%** ; 風速大於**10m/s** 佔 **.0%**。

[註**4**]: 風向介於 **N**~**E** 佔 **34.6%**;**E**~**S** 佔 **4.3%** ;**S**~**W** 佔 **8.1%** ;**W**~**N** 佔 **50.1%**; 靜風佔 **2.9%** 。

[註**5**]: 資料每小時記錄一次 , 合計 **6660**筆 ( **99.5%**) , 檔名 : **W443KHB0.1HY** 。

# 表6.5.56　歷年 4月 高雄港測站 B 風速及風向聯合分佈百分比 (%) 統計表

**1999年 4月 1日 0時 ~ 2007年 4月30日23時**

| 風向<br>風速 | N | NNE | NE | ENE | E | ESE | SE | SSE | S | SSW | SW | WSW | W | WNW | NW | NNW | 合計<br>(%) |
|---|---|---|---|---|---|---|---|---|---|---|---|---|---|---|---|---|---|
| **.3m/s** | 2.4 | 1.2 | .7 | 1.0 | .9 | .1 | .1 | .2 | .6 | .2 | .5 | .3 | .7 | .6 | 1.0 | 1.3 | 11.7 |
| **1m/s** | 6.3 | 3.2 | 2.6 | 2.2 | 1.4 | .1 | .0 | .7 | 1.9 | 1.2 | .7 | 1.0 | 2.2 | 1.9 | 3.6 | 3.4 | 32.4 |
| **2m/s** | 4.1 | 1.5 | .8 | .3 | .1 | .0 | .0 | 1.3 | 1.8 | 1.0 | .6 | 1.3 | 3.6 | 3.3 | 4.2 | 2.0 | 26.1 |
| **3m/s** | 1.6 | .2 | .1 | .0 | .0 | .0 | .0 | 1.4 | 1.4 | .2 | .1 | .6 | 3.0 | 3.4 | 4.1 | 1.0 | 17.2 |
| **4m/s** | .3 | .2 | .0 | .0 | .0 | .0 | .0 | .4 | .7 | .0 | .0 | .1 | .4 | 1.5 | 2.7 | .2 | 6.6 |
| **5m/s** | .1 | .0 | .0 | .0 | .0 | .0 | .0 | .1 | .1 | .0 | .0 | .0 | .0 | .2 | 1.2 | .0 | 1.8 |
| **6m/s** | .0 | .0 | .0 | .0 | .0 | .0 | .0 | .0 | .0 | .0 | .0 | .0 | .0 | .0 | .2 | .0 | .3 |
| **7m/s** | .0 | .0 | .0 | .0 | .0 | .0 | .0 | .0 | .0 | .0 | .0 | .0 | .0 | .0 | .0 | .0 | .0 |
| **8m/s** | .0 | .0 | .0 | .0 | .0 | .0 | .0 | .0 | .0 | .0 | .0 | .0 | .0 | .0 | .0 | .0 | .0 |
| **10m/s** | .0 | .0 | .0 | .0 | .0 | .0 | .0 | .0 | .0 | .0 | .0 | .0 | .0 | .0 | .0 | .0 | .0 |
| **12m/s** | .0 | .0 | .0 | .0 | .0 | .0 | .0 | .0 | .0 | .0 | .0 | .0 | .0 | .0 | .0 | .0 | .0 |
| **14m/s** | .0 | .0 | .0 | .0 | .0 | .0 | .0 | .0 | .0 | .0 | .0 | .0 | .0 | .0 | .0 | .0 | .0 |
| **16m/s** | .0 | .0 | .0 | .0 | .0 | .0 | .0 | .0 | .0 | .0 | .0 | .0 | .0 | .0 | .0 | .0 | .0 |
| **18m/s** | .0 | .0 | .0 | .0 | .0 | .0 | .0 | .0 | .0 | .0 | .0 | .0 | .0 | .0 | .0 | .0 | .0 |
| **20m/s** | .0 | .0 | .0 | .0 | .0 | .0 | .0 | .0 | .0 | .0 | .0 | .0 | .0 | .0 | .0 | .0 | .0 |
| **25m/s** | .0 | .0 | .0 | .0 | .0 | .0 | .0 | .0 | .0 | .0 | .0 | .0 | .0 | .0 | .0 | .0 | .0 |
| **30m/s** | .0 | .0 | .0 | .0 | .0 | .0 | .0 | .0 | .0 | .0 | .0 | .0 | .0 | .0 | .0 | .0 | .0 |
| **35m/s** | .0 | .0 | .0 | .0 | .0 | .0 | .0 | .0 | .0 | .0 | .0 | .0 | .0 | .0 | .0 | .0 | .0 |
| **40m/s** | .0 | .0 | .0 | .0 | .0 | .0 | .0 | .0 | .0 | .0 | .0 | .0 | .0 | .0 | .0 | .0 | .0 |
| **100m/s** | | | | | | | | | | | | | | | | | |
| 合計 (%) | 14.8 | 6.4 | 4.2 | 3.6 | 2.4 | .2 | .1 | 4.2 | 6.5 | 2.6 | 1.9 | 3.4 | 9.9 | 11.0 | 17.1 | 8.0 | 96.2 |

[註1]: 風速介於 **1.0m/s~ 2.0m/s** 佔 **32.4%** 。主風向 **NW** 佔 **17.1%** 。

[註2]: 風速平均值 = **2.2m/s** , 風速最大值 = **6.8m/s** , 其風向爲 **N** 。

[註3]: 風速小於**5m/s** 佔 **97.9%**; 介於**5~10m/s** 佔 **2.1%** ; 風速大於**10m/s** 佔 **.0%**。

[註4]: 風向介於 **N~E** 佔 **24.7%**;**E~S** 佔 **7.1%** ;**S~W** 佔 **15.0%** ;**W~N** 佔 **49.3%**; 靜風佔 **3.8%** 。

[註5]: 資料每小時記錄一次 , 合計 **6416**筆 ( **99.0%**) , 檔名 : **W444KHB0.1HY** 。

# 表6.5.57　歷年 5月 高雄港測站 B 風速及風向聯合分佈百分比 (%) 統計表

**1999年 5月 1日 0時 ~ 2007年 5月31日23時**

| 風向<br>風速 | N | NNE | NE | ENE | E | ESE | SE | SSE | S | SSW | SW | WSW | W | WNW | NW | NNW | 合計<br>(%) |
|---|---|---|---|---|---|---|---|---|---|---|---|---|---|---|---|---|---|
| **.3m/s** | 1.3 | 1.0 | 1.1 | 1.2 | 1.2 | .2 | .1 | .5 | .8 | .7 | .7 | .5 | 1.0 | .6 | 1.1 | 1.1 | 13.0 |
| **1m/s** | 3.3 | 2.1 | 2.8 | 3.1 | 2.2 | .1 | .1 | 1.2 | 2.9 | 1.6 | .9 | 1.2 | 2.2 | 2.0 | 2.6 | 2.3 | 30.6 |
| **2m/s** | 2.2 | 1.3 | .8 | .9 | .3 | .0 | .0 | 1.8 | 3.6 | 1.6 | .8 | 1.7 | 4.2 | 2.9 | 4.0 | 1.3 | 27.4 |
| **3m/s** | .5 | .3 | .2 | .1 | .0 | .0 | .0 | 1.2 | 1.8 | .3 | .3 | .8 | 3.0 | 3.7 | 3.7 | .4 | 16.2 |
| **4m/s** | .1 | .0 | .0 | .0 | .0 | .0 | .0 | .5 | .7 | .1 | .0 | .1 | .5 | 1.4 | 2.5 | .0 | 6.0 |
| **5m/s** | .0 | .0 | .0 | .0 | .0 | .0 | .0 | .1 | .3 | .0 | .1 | .0 | .1 | .2 | 1.1 | .0 | 1.9 |
| **6m/s** | .0 | .0 | .0 | .0 | .0 | .0 | .0 | .1 | .1 | .0 | .0 | .0 | .0 | .0 | .2 | .0 | .4 |
| **7m/s** | .0 | .0 | .0 | .0 | .0 | .0 | .0 | .1 | .1 | .0 | .0 | .0 | .0 | .0 | .0 | .0 | .2 |
| **8m/s** | .0 | .0 | .0 | .0 | .0 | .0 | .0 | .0 | .0 | .0 | .0 | .0 | .0 | .0 | .0 | .0 | .0 |
| **10m/s** | .0 | .0 | .0 | .0 | .0 | .0 | .0 | .0 | .0 | .0 | .0 | .0 | .0 | .0 | .0 | .0 | .0 |
| **12m/s** | .0 | .0 | .0 | .0 | .0 | .0 | .0 | .0 | .0 | .0 | .0 | .0 | .0 | .0 | .0 | .0 | .0 |
| **14m/s** | .0 | .0 | .0 | .0 | .0 | .0 | .0 | .0 | .0 | .0 | .0 | .0 | .0 | .0 | .0 | .0 | .0 |
| **16m/s** | .0 | .0 | .0 | .0 | .0 | .0 | .0 | .0 | .0 | .0 | .0 | .0 | .0 | .0 | .0 | .0 | .0 |
| **18m/s** | .0 | .0 | .0 | .0 | .0 | .0 | .0 | .0 | .0 | .0 | .0 | .0 | .0 | .0 | .0 | .0 | .0 |
| **20m/s** | .0 | .0 | .0 | .0 | .0 | .0 | .0 | .0 | .0 | .0 | .0 | .0 | .0 | .0 | .0 | .0 | .0 |
| **25m/s** | .0 | .0 | .0 | .0 | .0 | .0 | .0 | .0 | .0 | .0 | .0 | .0 | .0 | .0 | .0 | .0 | .0 |
| **30m/s** | .0 | .0 | .0 | .0 | .0 | .0 | .0 | .0 | .0 | .0 | .0 | .0 | .0 | .0 | .0 | .0 | .0 |
| **35m/s** | .0 | .0 | .0 | .0 | .0 | .0 | .0 | .0 | .0 | .0 | .0 | .0 | .0 | .0 | .0 | .0 | .0 |
| **40m/s** | .0 | .0 | .0 | .0 | .0 | .0 | .0 | .0 | .0 | .0 | .0 | .0 | .0 | .0 | .0 | .0 | .0 |
| **100m/s** | | | | | | | | | | | | | | | | | |
| 合計 (%) | 7.4 | 4.8 | 4.8 | 5.2 | 3.8 | .3 | .3 | 5.5 | 10.1 | 4.2 | 2.8 | 4.3 | 11.0 | 10.9 | 15.1 | 5.2 | 95.8 |

[註**1**]: 風速介於 **1.0m/s~ 2.0m/s** 佔 **30.6%** 。主風向 **NW** 佔 **15.1%** 。

[註**2**]: 風速平均值 **= 2.1m/s** , 風速最大值 **= 9.1m/s** , 其風向爲 **S** 。

[註**3**]: 風速小於**5m/s** 佔 **97.5%**; 介於**5~10m/s** 佔 **2.5%** ; 風速大於**10m/s** 佔 **.0%**。

[註**4**]: 風向介於 **N~E** 佔 **21.3%**;**E~S** 佔 **10.7%** ;**S~W** 佔 **21.7%** ;**W~N** 佔 **42.1%**; 靜風佔 **4.2%** 。

[註**5**]: 資料每小時記錄一次 , 合計 **6616**筆 ( **98.8%**) , 檔名 : **W445KHB0.1HY** 。

# 表6.5.58　歷年 6月 高雄港測站 B 風速及風向聯合分佈百分比 (%) 統計表

**1999年 6月 1日 0時 ~ 2007年 6月30日23時**

| 風向<br>風速 | N | NNE | NE | ENE | E | ESE | SE | SSE | S | SSW | SW | WSW | W | WNW | NW | NNW | 合計<br>(%) |
|---|---|---|---|---|---|---|---|---|---|---|---|---|---|---|---|---|---|
| **.3m/s** | .8 | .8 | 1.0 | 1.7 | 1.5 | .4 | .3 | .8 | 1.3 | .7 | .5 | .5 | .9 | .5 | .6 | .6 | 12.9 |
| **1m/s** | .9 | 1.6 | 2.6 | 3.9 | 3.0 | .1 | .2 | 2.7 | 3.7 | 2.0 | 1.3 | 1.4 | 2.2 | 1.3 | 1.6 | .7 | 29.3 |
| **2m/s** | .8 | .8 | 1.3 | 1.3 | .5 | .0 | .1 | 3.9 | 5.0 | 2.1 | 1.3 | 1.9 | 3.5 | 2.0 | 2.2 | .5 | 27.1 |
| **3m/s** | .2 | .2 | .3 | .1 | .0 | .0 | .0 | 3.3 | 3.1 | .3 | .5 | 1.3 | 3.0 | 2.3 | 1.3 | .2 | 16.1 |
| **4m/s** | .1 | .0 | .0 | .0 | .0 | .0 | .0 | 2.2 | 1.9 | .2 | .3 | .3 | .5 | 1.0 | 1.0 | .1 | 7.6 |
| **5m/s** | .0 | .0 | .0 | .0 | .0 | .0 | .0 | .7 | .6 | .0 | .2 | .2 | .0 | .1 | .4 | .0 | 2.2 |
| **6m/s** | .0 | .0 | .0 | .0 | .0 | .0 | .0 | .2 | .1 | .0 | .1 | .0 | .0 | .0 | .1 | .0 | .6 |
| **7m/s** | .0 | .0 | .0 | .0 | .0 | .0 | .0 | .1 | .0 | .0 | .0 | .0 | .0 | .0 | .0 | .0 | .2 |
| **8m/s** | .0 | .0 | .0 | .0 | .0 | .0 | .0 | .2 | .0 | .0 | .0 | .0 | .0 | .0 | .0 | .0 | .2 |
| **10m/s** | .0 | .0 | .0 | .0 | .0 | .0 | .0 | .0 | .0 | .0 | .0 | .0 | .0 | .0 | .0 | .0 | .0 |
| **12m/s** | .0 | .0 | .0 | .0 | .0 | .0 | .0 | .0 | .0 | .0 | .0 | .0 | .0 | .0 | .0 | .0 | .0 |
| **14m/s** | .0 | .0 | .0 | .0 | .0 | .0 | .0 | .0 | .0 | .0 | .0 | .0 | .0 | .0 | .0 | .0 | .0 |
| **16m/s** | .0 | .0 | .0 | .0 | .0 | .0 | .0 | .0 | .0 | .0 | .0 | .0 | .0 | .0 | .0 | .0 | .0 |
| **18m/s** | .0 | .0 | .0 | .0 | .0 | .0 | .0 | .0 | .0 | .0 | .0 | .0 | .0 | .0 | .0 | .0 | .0 |
| **20m/s** | .0 | .0 | .0 | .0 | .0 | .0 | .0 | .0 | .0 | .0 | .0 | .0 | .0 | .0 | .0 | .0 | .0 |
| **25m/s** | .0 | .0 | .0 | .0 | .0 | .0 | .0 | .0 | .0 | .0 | .0 | .0 | .0 | .0 | .0 | .0 | .0 |
| **30m/s** | .0 | .0 | .0 | .0 | .0 | .0 | .0 | .0 | .0 | .0 | .0 | .0 | .0 | .0 | .0 | .0 | .0 |
| **35m/s** | .0 | .0 | .0 | .0 | .0 | .0 | .0 | .0 | .0 | .0 | .0 | .0 | .0 | .0 | .0 | .0 | .0 |
| **40m/s** | .0 | .0 | .0 | .0 | .0 | .0 | .0 | .0 | .0 | .0 | .0 | .0 | .0 | .0 | .0 | .0 | .0 |
| **100m/s** | | | | | | | | | | | | | | | | | |
| 合計 (%) | 2.7 | 3.4 | 5.2 | 7.1 | 5.1 | .5 | .6 | 14.1 | 15.8 | 5.4 | 4.1 | 5.5 | 10.3 | 7.1 | 7.3 | 2.1 | 96.1 |

[註**1**]: 風速介於 **1.0m/s**~ **2.0m/s** 佔 **29.3%** 。主風向 **S** 佔 **15.8%** 。

[註**2**]: 風速平均值 = **2.2m/s** , 風速最大值 = **12.2m/s** , 其風向爲 **SSE**。

[註**3**]: 風速小於**5m/s** 佔 **96.8%**; 介於**5**~**10m/s** 佔 **3.1%** ; 風速大於**10m/s** 佔 **.0%**。

[註**4**]: 風向介於 **N**~**E** 佔 **20.5%**;**E**~**S** 佔 **21.6%** ;**S**~**W** 佔 **29.9%** ;**W**~**N** 佔 **24.2%**; 靜風佔 **3.9%** 。

[註**5**]: 資料每小時記錄一次 , 合計 **6376**筆 ( **98.4%**) , 檔名 : **W446KHB0.1HY** 。

# 表6.5.59　歷年 7月 高雄港測站 B 風速及風向聯合分佈百分比 (%) 統計表

**1999年 7月 1日 0時 ~ 2007年 7月31日23時**

| 風向<br>風速 | N | NNE | NE | ENE | E | ESE | SE | SSE | S | SSW | SW | WSW | W | WNW | NW | NNW | 合計<br>(%) |
|---|---|---|---|---|---|---|---|---|---|---|---|---|---|---|---|---|---|
| **.3m/s** | .6 | .6 | 1.0 | 1.6 | 1.2 | .3 | .2 | .3 | .6 | .5 | .3 | .3 | .5 | .2 | .4 | .4 | 8.9 |
| **1m/s** | 1.4 | 1.1 | 3.2 | 4.9 | 3.0 | .1 | .3 | 1.6 | 2.6 | 1.3 | .7 | 1.2 | 2.0 | 1.1 | 1.5 | .9 | 27.0 |
| **2m/s** | .6 | .8 | 1.6 | 1.3 | .8 | .0 | .1 | 3.3 | 4.2 | 1.5 | 1.3 | 1.6 | 3.5 | 1.5 | 1.9 | 1.2 | 25.2 |
| **3m/s** | .2 | .1 | .3 | .2 | .1 | .0 | .0 | 4.1 | 3.2 | .6 | .7 | 1.3 | 2.9 | 2.3 | 2.1 | .5 | 18.5 |
| **4m/s** | .1 | .0 | .0 | .0 | .0 | .0 | .0 | 2.7 | 1.8 | .1 | .2 | .3 | .7 | 1.0 | 1.5 | .2 | 8.7 |
| **5m/s** | .1 | .0 | .0 | .0 | .0 | .0 | .0 | 1.4 | .8 | .2 | .2 | .2 | .1 | .3 | .9 | .1 | 4.3 |
| **6m/s** | .0 | .0 | .0 | .0 | .0 | .0 | .0 | .5 | .4 | .1 | .2 | .1 | .1 | .1 | .3 | .2 | 1.9 |
| **7m/s** | .0 | .0 | .0 | .0 | .0 | .0 | .0 | .2 | .2 | .0 | .0 | .0 | .1 | .0 | .1 | .2 | .8 |
| **8m/s** | .0 | .0 | .0 | .0 | .0 | .0 | .0 | .0 | .1 | .0 | .0 | .0 | .1 | .0 | .1 | .1 | .6 |
| **10m/s** | .0 | .0 | .0 | .0 | .0 | .0 | .0 | .0 | .0 | .0 | .0 | .0 | .0 | .0 | .0 | .0 | .1 |
| **12m/s** | .0 | .0 | .0 | .0 | .0 | .0 | .0 | .0 | .0 | .0 | .0 | .0 | .0 | .0 | .0 | .0 | .1 |
| **14m/s** | .0 | .0 | .0 | .0 | .0 | .0 | .0 | .0 | .0 | .0 | .0 | .0 | .0 | .0 | .0 | .0 | .1 |
| **16m/s** | .0 | .0 | .0 | .0 | .0 | .0 | .0 | .0 | .0 | .0 | .0 | .0 | .1 | .0 | .0 | .0 | .1 |
| **18m/s** | .0 | .0 | .0 | .0 | .0 | .0 | .0 | .0 | .0 | .0 | .0 | .0 | .0 | .0 | .0 | .0 | .0 |
| **20m/s** | .0 | .0 | .0 | .0 | .0 | .0 | .0 | .0 | .0 | .0 | .0 | .0 | .0 | .0 | .0 | .0 | .0 |
| **25m/s** | .0 | .0 | .0 | .0 | .0 | .0 | .0 | .0 | .0 | .0 | .0 | .0 | .0 | .0 | .0 | .0 | .0 |
| **30m/s** | .0 | .0 | .0 | .0 | .0 | .0 | .0 | .0 | .0 | .0 | .0 | .0 | .0 | .0 | .0 | .0 | .0 |
| **35m/s** | .0 | .0 | .0 | .0 | .0 | .0 | .0 | .0 | .0 | .0 | .0 | .0 | .0 | .0 | .0 | .0 | .0 |
| **40m/s** | .0 | .0 | .0 | .0 | .0 | .0 | .0 | .0 | .0 | .0 | .0 | .0 | .0 | .0 | .0 | .0 | .0 |
| **100m/s** | | | | | | | | | | | | | | | | | |
| 合計 (%) | 3.0 | 2.6 | 6.1 | 7.9 | 5.1 | .5 | .6 | 14.2 | 13.8 | 4.2 | 3.8 | 5.2 | 10.2 | 6.6 | 8.9 | 3.7 | 96.4 |

[註**1**]: 風速介於 **1.0m/s**~ **2.0m/s** 佔 **27.0%** 。主風向 **SSE** 佔 **14.2%** 。

[註**2**]: 風速平均值 = **2.6m/s** , 風速最大值 = **17.2m/s** , 其風向爲 **W** 。

[註**3**]: 風速小於**5m/s** 佔 **92.0%**; 介於**5**~**10m/s** 佔 **7.6%** ; 風速大於**10m/s** 佔 **.4%**。

[註**4**]: 風向介於 **N**~**E** 佔 **21.3%**;**E**~**S** 佔 **21.9%** ;**S**~**W** 佔 **25.7%** ;**W**~**N** 佔 **27.4%**; 靜風佔 **3.6%** 。

[註**5**]: 資料每小時記錄一次 , 合計 **6661**筆 ( **99.5%**) , 檔名 : **W447KHB0.1HY** 。

# 表6.5.60　歷年 8月 高雄港測站 B 風速及風向聯合分佈百分比 (%) 統計表

**1999年 8月 1日 0時 ~ 2007年 8月31日23時**

| 風向<br>風速 | N | NNE | NE | ENE | E | ESE | SE | SSE | S | SSW | SW | WSW | W | WNW | NW | NNW | 合計<br>(%) |
|---|---|---|---|---|---|---|---|---|---|---|---|---|---|---|---|---|---|
| **.3m/s** | .9 | .9 | 1.2 | 1.6 | 1.1 | .4 | .5 | .7 | .7 | .6 | .3 | .4 | .5 | .4 | .4 | .5 | 11.1 |
| **1m/s** | 1.9 | 2.1 | 4.2 | 5.0 | 3.5 | .3 | .6 | 2.0 | 2.7 | 1.2 | .8 | 1.0 | 1.4 | 1.1 | 1.9 | 1.0 | 30.6 |
| **2m/s** | .9 | .7 | 1.9 | 2.2 | 1.2 | .2 | .3 | 2.9 | 3.1 | 1.3 | .9 | 1.1 | 2.8 | 1.8 | 2.0 | .9 | 24.3 |
| **3m/s** | .3 | .2 | .5 | .6 | .3 | .1 | .1 | 2.9 | 1.9 | .3 | .3 | .7 | 2.5 | 3.0 | 2.3 | .5 | 16.4 |
| **4m/s** | .2 | .0 | .1 | .3 | .1 | .2 | .0 | 1.9 | 1.1 | .1 | .1 | .1 | .4 | 1.0 | 1.6 | .2 | 7.5 |
| **5m/s** | .1 | .0 | .1 | .1 | .0 | .0 | .0 | 1.3 | .5 | .0 | .2 | .1 | .1 | .2 | .9 | .3 | 4.0 |
| **6m/s** | .0 | .0 | .0 | .0 | .0 | .0 | .0 | .6 | .3 | .0 | .1 | .0 | .0 | .0 | .2 | .2 | 1.6 |
| **7m/s** | .0 | .0 | .0 | .0 | .0 | .0 | .0 | .2 | .2 | .1 | .1 | .0 | .1 | .0 | .1 | .1 | .8 |
| **8m/s** | .0 | .0 | .0 | .0 | .0 | .0 | .0 | .1 | .2 | .0 | .1 | .0 | .1 | .0 | .0 | .1 | .6 |
| **10m/s** | .0 | .0 | .0 | .0 | .0 | .0 | .0 | .0 | .0 | .0 | .0 | .0 | .0 | .0 | .0 | .0 | .1 |
| **12m/s** | .0 | .0 | .0 | .0 | .0 | .0 | .0 | .0 | .0 | .0 | .0 | .1 | .0 | .0 | .0 | .0 | .1 |
| **14m/s** | .0 | .0 | .0 | .0 | .0 | .0 | .0 | .0 | .0 | .0 | .0 | .0 | .0 | .0 | .0 | .0 | .0 |
| **16m/s** | .0 | .0 | .0 | .0 | .0 | .0 | .0 | .0 | .0 | .0 | .0 | .0 | .0 | .0 | .0 | .0 | .0 |
| **18m/s** | .0 | .0 | .0 | .0 | .0 | .0 | .0 | .0 | .0 | .0 | .0 | .0 | .0 | .0 | .0 | .0 | .0 |
| **20m/s** | .0 | .0 | .0 | .0 | .0 | .0 | .0 | .0 | .0 | .0 | .0 | .0 | .0 | .0 | .0 | .0 | .0 |
| **25m/s** | .0 | .0 | .0 | .0 | .0 | .0 | .0 | .0 | .0 | .0 | .0 | .0 | .0 | .0 | .0 | .0 | .0 |
| **30m/s** | .0 | .0 | .0 | .0 | .0 | .0 | .0 | .0 | .0 | .0 | .0 | .0 | .0 | .0 | .0 | .0 | .0 |
| **35m/s** | .0 | .0 | .0 | .0 | .0 | .0 | .0 | .0 | .0 | .0 | .0 | .0 | .0 | .0 | .0 | .0 | .0 |
| **40m/s** | .0 | .0 | .0 | .0 | .0 | .0 | .0 | .0 | .0 | .0 | .0 | .0 | .0 | .0 | .0 | .0 | .0 |
| **100m/s** | | | | | | | | | | | | | | | | | |
| 合計 (%) | 4.4 | 3.9 | 7.9 | 9.8 | 6.3 | 1.2 | 1.6 | 12.7 | 10.7 | 3.6 | 2.7 | 3.6 | 8.0 | 7.5 | 9.4 | 3.8 | 97.0 |

[註**1**]: 風速介於 **1.0m/s~ 2.0m/s** 佔 **30.6%** 。主風向 **SSE** 佔 **12.7%** 。

[註**2**]: 風速平均值 **= 2.4m/s** , 風速最大值 **= 13.9m/s** , 其風向爲 **WSW**。

[註**3**]: 風速小於**5m/s** 佔 **92.9%**; 介於**5~10m/s** 佔 **7.0%** ; 風速大於**10m/s** 佔 **.2%**。

[註**4**]: 風向介於 **N~E** 佔 **27.3%**;**E~S** 佔 **21.3%** ;**S~W** 佔 **20.2%** ;**W~N** 佔 **28.2%**; 靜風佔 **3.0%** 。

[註**5**]: 資料每小時記錄一次 , 合計 **6645**筆 ( **99.2%**) , 檔名 : **W448KHB0.1HY** 。

# 表6.5.61　歷年 9月 高雄港測站 B 風速及風向聯合分佈百分比 (%) 統計表

**1999年 9月 1日 0時 ~ 2007年 9月30日23時**

| 風向<br>風速 | N | NNE | NE | ENE | E | ESE | SE | SSE | S | SSW | SW | WSW | W | WNW | NW | NNW | 合計<br>(%) |
|---|---|---|---|---|---|---|---|---|---|---|---|---|---|---|---|---|---|
| **.3m/s** | 1.5 | .9 | 1.3 | 1.6 | 1.6 | .4 | .2 | .5 | .6 | .4 | .3 | .4 | .6 | .4 | .6 | .7 | 12.0 |
| **1m/s** | 2.2 | 2.2 | 4.4 | 5.1 | 3.5 | .4 | .2 | .8 | 2.0 | 1.3 | .9 | 1.3 | 2.5 | 1.5 | 2.2 | 1.8 | 32.1 |
| **2m/s** | 1.7 | .9 | 1.8 | 1.3 | .6 | .1 | .2 | 1.9 | 1.6 | 1.0 | 1.2 | 1.7 | 4.1 | 2.3 | 2.9 | 1.4 | 24.7 |
| **3m/s** | 1.0 | .1 | .2 | .0 | .1 | .0 | .0 | 1.9 | 1.0 | .3 | .2 | .9 | 2.7 | 2.7 | 2.7 | 1.1 | 15.1 |
| **4m/s** | 1.0 | .0 | .0 | .0 | .0 | .0 | .0 | 1.1 | .3 | .0 | .1 | .1 | .2 | .7 | 1.8 | .8 | 6.3 |
| **5m/s** | .8 | .0 | .1 | .0 | .1 | .0 | .0 | .5 | .2 | .0 | .0 | .0 | .0 | .0 | .7 | .8 | 3.3 |
| **6m/s** | .2 | .0 | .1 | .0 | .0 | .0 | .0 | .2 | .1 | .0 | .0 | .0 | .0 | .0 | .3 | .5 | 1.4 |
| **7m/s** | .1 | .0 | .0 | .0 | .0 | .0 | .0 | .1 | .1 | .0 | .0 | .0 | .1 | .0 | .1 | .1 | .7 |
| **8m/s** | .0 | .0 | .0 | .0 | .0 | .0 | .0 | .2 | .0 | .0 | .0 | .0 | .3 | .1 | .0 | .0 | .7 |
| **10m/s** | .0 | .0 | .0 | .0 | .0 | .0 | .0 | .0 | .0 | .0 | .0 | .0 | .1 | .0 | .0 | .0 | .1 |
| **12m/s** | .0 | .0 | .0 | .0 | .0 | .0 | .0 | .0 | .0 | .0 | .0 | .0 | .0 | .0 | .0 | .0 | .0 |
| **14m/s** | .0 | .0 | .0 | .0 | .0 | .0 | .0 | .0 | .0 | .0 | .0 | .0 | .0 | .0 | .0 | .0 | .0 |
| **16m/s** | .0 | .0 | .0 | .0 | .0 | .0 | .0 | .0 | .0 | .0 | .0 | .0 | .0 | .0 | .0 | .0 | .0 |
| **18m/s** | .0 | .0 | .0 | .0 | .0 | .0 | .0 | .0 | .0 | .0 | .0 | .0 | .0 | .0 | .0 | .0 | .0 |
| **20m/s** | .0 | .0 | .0 | .0 | .0 | .0 | .0 | .0 | .0 | .0 | .0 | .0 | .0 | .0 | .0 | .0 | .0 |
| **25m/s** | .0 | .0 | .0 | .0 | .0 | .0 | .0 | .0 | .0 | .0 | .0 | .0 | .0 | .0 | .0 | .0 | .0 |
| **30m/s** | .0 | .0 | .0 | .0 | .0 | .0 | .0 | .0 | .0 | .0 | .0 | .0 | .0 | .0 | .0 | .0 | .0 |
| **35m/s** | .0 | .0 | .0 | .0 | .0 | .0 | .0 | .0 | .0 | .0 | .0 | .0 | .0 | .0 | .0 | .0 | .0 |
| **40m/s** | .0 | .0 | .0 | .0 | .0 | .0 | .0 | .0 | .0 | .0 | .0 | .0 | .0 | .0 | .0 | .0 | .0 |
| **100m/s** | | | | | | | | | | | | | | | | | |
| 合計 (%) | 8.5 | 4.2 | 8.0 | 8.1 | 5.8 | .9 | .8 | 7.1 | 5.7 | 3.1 | 2.7 | 4.5 | 10.6 | 7.8 | 11.3 | 7.2 | 96.4 |

[註**1**]: 風速介於 **1.0m/s~ 2.0m/s** 佔 **32.1%** 。主風向 **NW** 佔 **11.3%** 。

[註**2**]: 風速平均值 **= 2.3m/s** , 風速最大值 **= 15.9m/s** , 其風向爲 **WSW**。

[註**3**]: 風速小於**5m/s** 佔 **93.8%**; 介於**5~10m/s** 佔 **6.0%** ; 風速大於**10m/s** 佔 **.2%**。

[註**4**]: 風向介於 **N~E** 佔 **28.9%**;**E~S** 佔 **12.7%** ;**S~W** 佔 **18.1%** ;**W~N** 佔 **36.8%**; 靜風佔 **3.6%** 。

[註**5**]: 資料每小時記錄一次 , 合計 **6402**筆 ( **98.8%**) , 檔名 : **W449KHB0.1HY** 。

# 表6.5.62　歷年 10月 高雄港測站 B 風速及風向聯合分佈百分比 (%) 統計表

**1999年10月 1日 0時 ~ 2007年10月31日23時**

| 風向<br>風速 | N | NNE | NE | ENE | E | ESE | SE | SSE | S | SSW | SW | WSW | W | WNW | NW | NNW | 合計<br>(%) |
|---|---|---|---|---|---|---|---|---|---|---|---|---|---|---|---|---|---|
| **.3m/s** | 2.2 | 1.6 | 1.6 | 1.5 | 1.0 | .1 | .1 | .2 | .4 | .6 | .4 | .3 | .7 | .7 | 1.0 | 1.3 | 13.7 |
| **1m/s** | 5.2 | 3.8 | 5.0 | 4.5 | 2.2 | .0 | .0 | .3 | 1.5 | 1.5 | .9 | 1.3 | 2.9 | 2.7 | 3.0 | 2.8 | 37.6 |
| **2m/s** | 3.4 | 1.3 | 1.4 | .4 | .2 | .0 | .0 | .3 | 1.0 | .9 | 1.0 | 1.9 | 5.1 | 3.5 | 3.5 | 1.6 | 25.4 |
| **3m/s** | .8 | .2 | .0 | .0 | .0 | .0 | .0 | .2 | .3 | .2 | .1 | .8 | 3.3 | 4.5 | 3.3 | .4 | 14.1 |
| **4m/s** | .3 | .0 | .0 | .0 | .0 | .0 | .0 | .2 | .1 | .0 | .0 | .0 | .2 | .7 | 1.7 | .1 | 3.3 |
| **5m/s** | .4 | .0 | .0 | .0 | .0 | .0 | .0 | .1 | .0 | .0 | .0 | .0 | .0 | .0 | .4 | .1 | 1.0 |
| **6m/s** | .3 | .0 | .0 | .0 | .0 | .0 | .0 | .2 | .0 | .0 | .0 | .0 | .0 | .0 | .0 | .0 | .6 |
| **7m/s** | .1 | .0 | .0 | .0 | .0 | .0 | .0 | .1 | .0 | .0 | .0 | .0 | .0 | .0 | .0 | .0 | .2 |
| **8m/s** | .0 | .0 | .0 | .0 | .0 | .0 | .0 | .0 | .0 | .0 | .0 | .0 | .1 | .0 | .0 | .0 | .2 |
| **10m/s** | .0 | .0 | .0 | .0 | .0 | .0 | .0 | .0 | .0 | .0 | .0 | .0 | .0 | .0 | .1 | .1 | .2 |
| **12m/s** | .0 | .0 | .0 | .0 | .0 | .0 | .0 | .0 | .0 | .0 | .0 | .0 | .0 | .0 | .0 | .0 | .0 |
| **14m/s** | .0 | .0 | .0 | .0 | .0 | .0 | .0 | .0 | .0 | .0 | .0 | .0 | .0 | .0 | .0 | .0 | .0 |
| **16m/s** | .0 | .0 | .0 | .0 | .0 | .0 | .0 | .0 | .0 | .0 | .0 | .0 | .0 | .0 | .0 | .0 | .0 |
| **18m/s** | .0 | .0 | .0 | .0 | .0 | .0 | .0 | .0 | .0 | .0 | .0 | .0 | .0 | .0 | .0 | .0 | .0 |
| **20m/s** | .0 | .0 | .0 | .0 | .0 | .0 | .0 | .0 | .0 | .0 | .0 | .0 | .0 | .0 | .0 | .0 | .0 |
| **25m/s** | .0 | .0 | .0 | .0 | .0 | .0 | .0 | .0 | .0 | .0 | .0 | .0 | .0 | .0 | .0 | .0 | .0 |
| **30m/s** | .0 | .0 | .0 | .0 | .0 | .0 | .0 | .0 | .0 | .0 | .0 | .0 | .0 | .0 | .0 | .0 | .0 |
| **35m/s** | .0 | .0 | .0 | .0 | .0 | .0 | .0 | .0 | .0 | .0 | .0 | .0 | .0 | .0 | .0 | .0 | .0 |
| **40m/s** | .0 | .0 | .0 | .0 | .0 | .0 | .0 | .0 | .0 | .0 | .0 | .0 | .0 | .0 | .0 | .0 | .0 |
| **100m/s** | | | | | | | | | | | | | | | | | |
| 合計 (%) | 12.7 | 7.0 | 8.1 | 6.5 | 3.5 | .2 | .1 | 1.7 | 3.2 | 3.2 | 2.4 | 4.3 | 12.4 | 12.0 | 13.0 | 6.4 | 96.5 |

[註**1**]: 風速介於 **1.0m/s**~ **2.0m/s** 佔 **37.6%** 。主風向 **NW** 佔 **13.0%** 。

[註**2**]: 風速平均值 = **2.0m/s** , 風速最大值 = **12.4m/s** , 其風向爲 **W** 。

[註**3**]: 風速小於**5m/s** 佔 **97.7%**; 介於**5**~**10m/s** 佔 **2.1%** ; 風速大於**10m/s** 佔 **.2%**。

[註**4**]: 風向介於 **N**~**E** 佔 **31.9%**;**E**~**S** 佔 **3.5%** ;**S**~**W** 佔 **16.5%** ;**W**~**N** 佔 **44.6%**; 靜風佔 **3.5%** 。

[註**5**]: 資料每小時記錄一次 , 合計 **6592**筆 ( **98.4%**) , 檔名 : **W44AKHB0.1HY** 。

# 表6.5.63　歷年 11月 高雄港測站 B 風速及風向聯合分佈百分比 (%) 統計表

**1999年11月 1日 0時 ~ 2007年11月30日23時**

| 風向<br>風速 | N | NNE | NE | ENE | E | ESE | SE | SSE | S | SSW | SW | WSW | W | WNW | NW | NNW | 合計<br>(%) |
|---|---|---|---|---|---|---|---|---|---|---|---|---|---|---|---|---|---|
| **.3m/s** | 3.3 | 1.7 | 1.4 | .8 | .7 | .1 | .0 | .0 | .2 | .1 | .2 | .1 | .5 | .5 | .5 | 1.2 | 11.4 |
| **1m/s** | 13.0 | 6.6 | 4.7 | 2.7 | 1.5 | .0 | .0 | .2 | .4 | .4 | .3 | .5 | 2.0 | 1.8 | 2.4 | 3.7 | 40.1 |
| **2m/s** | 8.4 | 2.5 | 1.3 | .2 | .1 | .0 | .0 | .1 | .2 | .1 | .2 | .7 | 3.9 | 4.2 | 4.2 | 2.8 | 28.8 |
| **3m/s** | 3.2 | .6 | .0 | .0 | .0 | .0 | .0 | .0 | .1 | .0 | .0 | .0 | .9 | 3.3 | 4.1 | 1.2 | 13.6 |
| **4m/s** | .7 | .1 | .0 | .0 | .0 | .0 | .0 | .0 | .0 | .0 | .0 | .0 | .0 | .2 | 1.3 | .3 | 2.7 |
| **5m/s** | .3 | .0 | .0 | .0 | .0 | .0 | .0 | .0 | .0 | .0 | .0 | .0 | .0 | .0 | .2 | .0 | .6 |
| **6m/s** | .0 | .0 | .0 | .0 | .0 | .0 | .0 | .0 | .0 | .0 | .0 | .0 | .0 | .0 | .0 | .0 | .0 |
| **7m/s** | .1 | .0 | .0 | .0 | .0 | .0 | .0 | .0 | .0 | .0 | .0 | .0 | .0 | .0 | .0 | .0 | .1 |
| **8m/s** | .0 | .0 | .0 | .0 | .0 | .0 | .0 | .0 | .0 | .0 | .0 | .0 | .0 | .0 | .0 | .0 | .1 |
| **10m/s** | .0 | .0 | .0 | .0 | .0 | .0 | .0 | .0 | .0 | .0 | .0 | .0 | .0 | .0 | .0 | .0 | .1 |
| **12m/s** | .0 | .0 | .0 | .0 | .0 | .0 | .0 | .0 | .0 | .0 | .0 | .0 | .0 | .0 | .0 | .0 | .0 |
| **14m/s** | .0 | .0 | .0 | .0 | .0 | .0 | .0 | .0 | .0 | .0 | .0 | .0 | .0 | .0 | .0 | .0 | .0 |
| **16m/s** | .0 | .0 | .0 | .0 | .0 | .0 | .0 | .0 | .0 | .0 | .0 | .0 | .0 | .0 | .0 | .0 | .0 |
| **18m/s** | .0 | .0 | .0 | .0 | .0 | .0 | .0 | .0 | .0 | .0 | .0 | .0 | .0 | .0 | .0 | .0 | .0 |
| **20m/s** | .0 | .0 | .0 | .0 | .0 | .0 | .0 | .0 | .0 | .0 | .0 | .0 | .0 | .0 | .0 | .0 | .0 |
| **25m/s** | .0 | .0 | .0 | .0 | .0 | .0 | .0 | .0 | .0 | .0 | .0 | .0 | .0 | .0 | .0 | .0 | .0 |
| **30m/s** | .0 | .0 | .0 | .0 | .0 | .0 | .0 | .0 | .0 | .0 | .0 | .0 | .0 | .0 | .0 | .0 | .0 |
| **35m/s** | .0 | .0 | .0 | .0 | .0 | .0 | .0 | .0 | .0 | .0 | .0 | .0 | .0 | .0 | .0 | .0 | .0 |
| **40m/s** | .0 | .0 | .0 | .0 | .0 | .0 | .0 | .0 | .0 | .0 | .0 | .0 | .0 | .0 | .0 | .0 | .0 |
| **100m/s** | | | | | | | | | | | | | | | | | |
| 合計 (%) | 29.3 | 11.4 | 7.4 | 3.7 | 2.4 | .1 | .0 | .3 | .9 | .6 | .7 | 1.3 | 7.3 | 10.0 | 12.8 | 9.3 | 97.4 |

[註**1**]: 風速介於 **1.0m/s~ 2.0m/s** 佔 **40.1%** 。主風向 **N** 佔 **29.3%** 。

[註**2**]: 風速平均值 **= 2.0m/s** , 風速最大值 **= 12.6m/s** , 其風向爲 **N** 。

[註**3**]: 風速小於**5m/s** 佔 **99.1%**; 介於**5~10m/s** 佔 **.8%** ; 風速大於**10m/s** 佔 **.1%**。

[註**4**]: 風向介於 **N~E** 佔 **43.6%**;**E~S** 佔 **1.5%** ;**S~W** 佔 **5.0%** ;**W~N** 佔 **47.4%**; 靜風佔 **2.6%** 。

[註**5**]: 資料每小時記錄一次 , 合計 **6423**筆 ( **99.1%**) , 檔名 : **W44BKHB0.1HY** 。

# 表6.5.64　歷年 冬季 高雄港測站 B 風速及風向聯合分佈百分比 (%) 統計表

**1999年 1月 1日 0時 ~ 2007年 2月28日23時**

| 風向<br>風速 | N | NNE | NE | ENE | E | ESE | SE | SSE | S | SSW | SW | WSW | W | WNW | NW | NNW | 合計<br>(%) |
|---|---|---|---|---|---|---|---|---|---|---|---|---|---|---|---|---|---|
| **.3m/s** | 3.3 | 1.3 | .9 | .6 | .4 | .1 | .0 | .0 | .1 | .1 | .1 | .1 | .2 | .3 | .4 | 1.0 | 8.8 |
| **1m/s** | 13.2 | 6.6 | 3.3 | 1.5 | .6 | .0 | .0 | .2 | .2 | .2 | .1 | .4 | 1.0 | 1.0 | 1.8 | 3.4 | 33.8 |
| **2m/s** | 13.4 | 5.1 | 1.2 | .2 | .1 | .0 | .0 | .2 | .2 | .1 | .2 | .4 | 1.8 | 2.9 | 3.8 | 3.8 | 33.5 |
| **3m/s** | 5.3 | .9 | .1 | .0 | .0 | .0 | .0 | .2 | .2 | .0 | .0 | .1 | .6 | 2.2 | 3.8 | 1.8 | 15.2 |
| **4m/s** | 2.0 | .2 | .0 | .0 | .0 | .0 | .0 | .1 | .1 | .0 | .0 | .0 | .0 | .3 | 1.8 | .7 | 5.3 |
| **5m/s** | .6 | .0 | .0 | .0 | .0 | .0 | .0 | .0 | .0 | .0 | .0 | .0 | .0 | .0 | .4 | .1 | 1.2 |
| **6m/s** | .1 | .0 | .0 | .0 | .0 | .0 | .0 | .0 | .0 | .0 | .0 | .0 | .0 | .0 | .0 | .1 | .2 |
| **7m/s** | .0 | .0 | .0 | .0 | .0 | .0 | .0 | .0 | .0 | .0 | .0 | .0 | .0 | .0 | .0 | .0 | .0 |
| **8m/s** | .0 | .0 | .0 | .0 | .0 | .0 | .0 | .0 | .0 | .0 | .0 | .0 | .0 | .0 | .0 | .0 | .0 |
| **10m/s** | .0 | .0 | .0 | .0 | .0 | .0 | .0 | .0 | .0 | .0 | .0 | .0 | .0 | .0 | .0 | .0 | .0 |
| **12m/s** | .0 | .0 | .0 | .0 | .0 | .0 | .0 | .0 | .0 | .0 | .0 | .0 | .0 | .0 | .0 | .0 | .0 |
| **14m/s** | .0 | .0 | .0 | .0 | .0 | .0 | .0 | .0 | .0 | .0 | .0 | .0 | .0 | .0 | .0 | .0 | .0 |
| **16m/s** | .0 | .0 | .0 | .0 | .0 | .0 | .0 | .0 | .0 | .0 | .0 | .0 | .0 | .0 | .0 | .0 | .0 |
| **18m/s** | .0 | .0 | .0 | .0 | .0 | .0 | .0 | .0 | .0 | .0 | .0 | .0 | .0 | .0 | .0 | .0 | .0 |
| **20m/s** | .0 | .0 | .0 | .0 | .0 | .0 | .0 | .0 | .0 | .0 | .0 | .0 | .0 | .0 | .0 | .0 | .0 |
| **25m/s** | .0 | .0 | .0 | .0 | .0 | .0 | .0 | .0 | .0 | .0 | .0 | .0 | .0 | .0 | .0 | .0 | .0 |
| **30m/s** | .0 | .0 | .0 | .0 | .0 | .0 | .0 | .0 | .0 | .0 | .0 | .0 | .0 | .0 | .0 | .0 | .0 |
| **35m/s** | .0 | .0 | .0 | .0 | .0 | .0 | .0 | .0 | .0 | .0 | .0 | .0 | .0 | .0 | .0 | .0 | .0 |
| **40m/s** | .0 | .0 | .0 | .0 | .0 | .0 | .0 | .0 | .0 | .0 | .0 | .0 | .0 | .0 | .0 | .0 | .0 |
| **100m/s** | | | | | | | | | | | | | | | | | |
| 合計 (%) | 37.9 | 14.2 | 5.5 | 2.4 | 1.1 | .1 | .1 | .9 | .8 | .5 | .4 | 1.0 | 3.7 | 6.7 | 12.0 | 10.9 | 98.1 |

[註**1**]: 風速介於 **1.0m/s**~ **2.0m/s** 佔 **33.8%** 。主風向 **N** 佔 **37.9%** 。

[註**2**]: 風速平均值 = **2.2m/s** , 風速最大值 = **9.4m/s** , 其風向爲 **N** 。

[註**3**]: 風速小於**5m/s** 佔 **98.5%**; 介於**5**~**10m/s** 佔 **1.5%** ; 風速大於**10m/s** 佔 **.0%**。

[註**4**]: 風向介於 **N**~**E** 佔 **48.3%**;**E**~**S** 佔 **1.8%** ;**S**~**W** 佔 **3.2%** ;**W**~**N** 佔 **44.8%**; 靜風佔 **1.9%** 。

[註**5**]: 資料每小時記錄一次 , 合計 **18485**筆 ( **98.6%**) , 檔名 : **W44WKHB0.1HY** 。

# 表6.5.65　歷年 春季 高雄港測站 B 風速及風向聯合分佈百分比 (%) 統計表

**1999年 3月 1日 0時 ~ 2007年 5月31日23時**

| 風向<br>風速 | N | NNE | NE | ENE | E | ESE | SE | SSE | S | SSW | SW | WSW | W | WNW | NW | NNW | 合計<br>(%) |
|---|---|---|---|---|---|---|---|---|---|---|---|---|---|---|---|---|---|
| **.3m/s** | 2.1 | 1.2 | .9 | 1.0 | .9 | .1 | .1 | .3 | .5 | .4 | .5 | .3 | .7 | .5 | .9 | 1.2 | 11.6 |
| **1m/s** | 6.3 | 3.3 | 2.8 | 2.3 | 1.5 | .1 | .1 | .8 | 1.9 | 1.1 | .7 | .9 | 2.0 | 1.7 | 3.0 | 3.0 | 31.5 |
| **2m/s** | 4.8 | 2.1 | .8 | .5 | .2 | .0 | .0 | 1.3 | 2.2 | 1.0 | .6 | 1.3 | 3.5 | 3.0 | 4.2 | 2.1 | 27.6 |
| **3m/s** | 1.9 | .5 | .1 | .0 | .0 | .0 | .0 | 1.1 | 1.3 | .1 | .2 | .6 | 2.6 | 3.4 | 4.1 | .9 | 16.8 |
| **4m/s** | .5 | .1 | .0 | .0 | .0 | .0 | .0 | .5 | .5 | .0 | .0 | .1 | .4 | 1.4 | 2.7 | .2 | 6.4 |
| **5m/s** | .2 | .0 | .0 | .0 | .0 | .0 | .0 | .1 | .2 | .0 | .0 | .0 | .0 | .2 | 1.2 | .1 | 2.0 |
| **6m/s** | .0 | .0 | .0 | .0 | .0 | .0 | .0 | .0 | .0 | .0 | .0 | .0 | .0 | .0 | .2 | .0 | .3 |
| **7m/s** | .0 | .0 | .0 | .0 | .0 | .0 | .0 | .0 | .0 | .0 | .0 | .0 | .0 | .0 | .0 | .0 | .1 |
| **8m/s** | .0 | .0 | .0 | .0 | .0 | .0 | .0 | .0 | .0 | .0 | .0 | .0 | .0 | .0 | .0 | .0 | .0 |
| **10m/s** | .0 | .0 | .0 | .0 | .0 | .0 | .0 | .0 | .0 | .0 | .0 | .0 | .0 | .0 | .0 | .0 | .0 |
| **12m/s** | .0 | .0 | .0 | .0 | .0 | .0 | .0 | .0 | .0 | .0 | .0 | .0 | .0 | .0 | .0 | .0 | .0 |
| **14m/s** | .0 | .0 | .0 | .0 | .0 | .0 | .0 | .0 | .0 | .0 | .0 | .0 | .0 | .0 | .0 | .0 | .0 |
| **16m/s** | .0 | .0 | .0 | .0 | .0 | .0 | .0 | .0 | .0 | .0 | .0 | .0 | .0 | .0 | .0 | .0 | .0 |
| **18m/s** | .0 | .0 | .0 | .0 | .0 | .0 | .0 | .0 | .0 | .0 | .0 | .0 | .0 | .0 | .0 | .0 | .0 |
| **20m/s** | .0 | .0 | .0 | .0 | .0 | .0 | .0 | .0 | .0 | .0 | .0 | .0 | .0 | .0 | .0 | .0 | .0 |
| **25m/s** | .0 | .0 | .0 | .0 | .0 | .0 | .0 | .0 | .0 | .0 | .0 | .0 | .0 | .0 | .0 | .0 | .0 |
| **30m/s** | .0 | .0 | .0 | .0 | .0 | .0 | .0 | .0 | .0 | .0 | .0 | .0 | .0 | .0 | .0 | .0 | .0 |
| **35m/s** | .0 | .0 | .0 | .0 | .0 | .0 | .0 | .0 | .0 | .0 | .0 | .0 | .0 | .0 | .0 | .0 | .0 |
| **40m/s** | .0 | .0 | .0 | .0 | .0 | .0 | .0 | .0 | .0 | .0 | .0 | .0 | .0 | .0 | .0 | .0 | .0 |
| **100m/s** | | | | | | | | | | | | | | | | | |
| 合計 (%) | 15.7 | 7.2 | 4.7 | 3.9 | 2.6 | .2 | .2 | 4.1 | 6.5 | 2.7 | 2.0 | 3.2 | 9.2 | 10.4 | 16.3 | 7.5 | 96.3 |

[註**1**]: 風速介於 **1.0m/s~ 2.0m/s** 佔 **31.5%** 。主風向 **NW** 佔 **16.3%** 。

[註**2**]: 風速平均值 **= 2.2m/s** , 風速最大值 **= 9.1m/s** , 其風向爲 **S** 。

[註**3**]: 風速小於**5m/s** 佔 **97.6%**; 介於**5~10m/s** 佔 **2.4%** ; 風速大於**10m/s** 佔 **.0%**。

[註**4**]: 風向介於 **N~E** 佔 **26.9%**;**E~S** 佔 **7.4%** ;**S~W** 佔 **14.9%** ;**W~N** 佔 **47.2%**; 靜風佔 **3.7%** 。

[註**5**]: 資料每小時記錄一次 , 合計 **19692**筆 ( **99.1%**) , 檔名 : **W44NKHB0.1HY** 。

# 表6.5.66　歷年 夏季 高雄港測站 B 風速及風向聯合分佈百分比 (%) 統計表

**1999年 6月 1日 0時 ~ 2007年 8月31日23時**

| 風向<br>風速 | N | NNE | NE | ENE | E | ESE | SE | SSE | S | SSW | SW | WSW | W | WNW | NW | NNW | 合計<br>(%) |
|---|---|---|---|---|---|---|---|---|---|---|---|---|---|---|---|---|---|
| **.3m/s** | .8 | .8 | 1.0 | 1.6 | 1.3 | .4 | .3 | .6 | .9 | .6 | .4 | .4 | .6 | .4 | .5 | .5 | 10.9 |
| **1m/s** | 1.4 | 1.6 | 3.3 | 4.6 | 3.2 | .1 | .3 | 2.1 | 3.0 | 1.5 | .9 | 1.2 | 1.9 | 1.2 | 1.7 | .9 | 29.0 |
| **2m/s** | .8 | .8 | 1.6 | 1.6 | .9 | .1 | .2 | 3.3 | 4.1 | 1.7 | 1.1 | 1.5 | 3.3 | 1.8 | 2.0 | .8 | 25.5 |
| **3m/s** | .2 | .2 | .3 | .3 | .1 | .0 | .1 | 3.4 | 2.8 | .4 | .5 | 1.1 | 2.8 | 2.5 | 1.9 | .4 | 17.0 |
| **4m/s** | .1 | .0 | .1 | .1 | .0 | .1 | .0 | 2.3 | 1.6 | .1 | .2 | .2 | .6 | 1.0 | 1.4 | .2 | 7.9 |
| **5m/s** | .1 | .0 | .0 | .0 | .0 | .0 | .0 | 1.1 | .6 | .1 | .2 | .2 | .1 | .2 | .7 | .2 | 3.5 |
| **6m/s** | .0 | .0 | .0 | .0 | .0 | .0 | .0 | .4 | .3 | .0 | .1 | .1 | .1 | .1 | .2 | .1 | 1.4 |
| **7m/s** | .0 | .0 | .0 | .0 | .0 | .0 | .0 | .2 | .1 | .0 | .0 | .0 | .1 | .0 | .1 | .1 | .6 |
| **8m/s** | .0 | .0 | .0 | .0 | .0 | .0 | .0 | .1 | .1 | .0 | .0 | .0 | .1 | .0 | .0 | .1 | .5 |
| **10m/s** | .0 | .0 | .0 | .0 | .0 | .0 | .0 | .0 | .0 | .0 | .0 | .0 | .0 | .0 | .0 | .0 | .1 |
| **12m/s** | .0 | .0 | .0 | .0 | .0 | .0 | .0 | .0 | .0 | .0 | .0 | .0 | .0 | .0 | .0 | .0 | .1 |
| **14m/s** | .0 | .0 | .0 | .0 | .0 | .0 | .0 | .0 | .0 | .0 | .0 | .0 | .0 | .0 | .0 | .0 | .0 |
| **16m/s** | .0 | .0 | .0 | .0 | .0 | .0 | .0 | .0 | .0 | .0 | .0 | .0 | .0 | .0 | .0 | .0 | .0 |
| **18m/s** | .0 | .0 | .0 | .0 | .0 | .0 | .0 | .0 | .0 | .0 | .0 | .0 | .0 | .0 | .0 | .0 | .0 |
| **20m/s** | .0 | .0 | .0 | .0 | .0 | .0 | .0 | .0 | .0 | .0 | .0 | .0 | .0 | .0 | .0 | .0 | .0 |
| **25m/s** | .0 | .0 | .0 | .0 | .0 | .0 | .0 | .0 | .0 | .0 | .0 | .0 | .0 | .0 | .0 | .0 | .0 |
| **30m/s** | .0 | .0 | .0 | .0 | .0 | .0 | .0 | .0 | .0 | .0 | .0 | .0 | .0 | .0 | .0 | .0 | .0 |
| **35m/s** | .0 | .0 | .0 | .0 | .0 | .0 | .0 | .0 | .0 | .0 | .0 | .0 | .0 | .0 | .0 | .0 | .0 |
| **40m/s** | .0 | .0 | .0 | .0 | .0 | .0 | .0 | .0 | .0 | .0 | .0 | .0 | .0 | .0 | .0 | .0 | .0 |
| **100m/s** | | | | | | | | | | | | | | | | | |
| 合計 (%) | 3.4 | 3.3 | 6.4 | 8.3 | 5.5 | .7 | .9 | 13.7 | 13.4 | 4.4 | 3.5 | 4.8 | 9.5 | 7.1 | 8.6 | 3.2 | 96.5 |

[註**1**]: 風速介於 **1.0m/s~ 2.0m/s** 佔 **29.0%** 。主風向 **SSE** 佔 **13.7%** 。

[註**2**]: 風速平均值 **= 2.4m/s** , 風速最大值 **= 17.2m/s** , 其風向爲 **W** 。

[註**3**]: 風速小於**5m/s** 佔 **93.9%**; 介於**5~10m/s** 佔 **5.9%** ; 風速大於**10m/s** 佔 **.2%**。

[註**4**]: 風向介於 **N~E** 佔 **23.1%**;**E~S** 佔 **21.6%** ;**S~W** 佔 **25.2%** ;**W~N** 佔 **26.6%**; 靜風佔 **3.5%** 。

[註**5**]: 資料每小時記錄一次 , 合計 **19682**筆 ( **99.0%**) , 檔名 : **W44SKHB0.1HY** 。

# 表6.5.67　歷年 秋季 高雄港測站 B 風速及風向聯合分佈百分比 (%) 統計表

**1999年 9月 1日 0時 ~ 2007年11月30日23時**

| 風向<br>風速 | N | NNE | NE | ENE | E | ESE | SE | SSE | S | SSW | SW | WSW | W | WNW | NW | NNW | 合計<br>(%) |
|---|---|---|---|---|---|---|---|---|---|---|---|---|---|---|---|---|---|
| **.3m/s** | 2.3 | 1.4 | 1.4 | 1.3 | 1.1 | .2 | .1 | .2 | .4 | .4 | .3 | .3 | .6 | .5 | .7 | 1.1 | 12.4 |
| **1m/s** | 6.8 | 4.2 | 4.7 | 4.1 | 2.4 | .1 | .1 | .4 | 1.3 | 1.1 | .7 | 1.0 | 2.5 | 2.0 | 2.5 | 2.7 | 36.6 |
| **2m/s** | 4.5 | 1.6 | 1.5 | .6 | .3 | .0 | .1 | .8 | .9 | .7 | .8 | 1.4 | 4.4 | 3.3 | 3.5 | 1.9 | 26.3 |
| **3m/s** | 1.7 | .3 | .1 | .0 | .0 | .0 | .0 | .7 | .5 | .1 | .1 | .6 | 2.3 | 3.5 | 3.4 | .9 | 14.3 |
| **4m/s** | .7 | .0 | .0 | .0 | .0 | .0 | .0 | .4 | .1 | .0 | .0 | .1 | .1 | .5 | 1.6 | .4 | 4.1 |
| **5m/s** | .5 | .0 | .0 | .0 | .0 | .0 | .0 | .2 | .1 | .0 | .0 | .0 | .0 | .0 | .4 | .3 | 1.6 |
| **6m/s** | .2 | .0 | .0 | .0 | .0 | .0 | .0 | .1 | .0 | .0 | .0 | .0 | .0 | .0 | .1 | .2 | .7 |
| **7m/s** | .1 | .0 | .0 | .0 | .0 | .0 | .0 | .1 | .0 | .0 | .0 | .0 | .0 | .0 | .0 | .1 | .3 |
| **8m/s** | .0 | .0 | .0 | .0 | .0 | .0 | .0 | .1 | .0 | .0 | .0 | .0 | .1 | .0 | .0 | .0 | .3 |
| **10m/s** | .0 | .0 | .0 | .0 | .0 | .0 | .0 | .0 | .0 | .0 | .0 | .0 | .0 | .0 | .0 | .0 | .1 |
| **12m/s** | .0 | .0 | .0 | .0 | .0 | .0 | .0 | .0 | .0 | .0 | .0 | .0 | .0 | .0 | .0 | .0 | .0 |
| **14m/s** | .0 | .0 | .0 | .0 | .0 | .0 | .0 | .0 | .0 | .0 | .0 | .0 | .0 | .0 | .0 | .0 | .0 |
| **16m/s** | .0 | .0 | .0 | .0 | .0 | .0 | .0 | .0 | .0 | .0 | .0 | .0 | .0 | .0 | .0 | .0 | .0 |
| **18m/s** | .0 | .0 | .0 | .0 | .0 | .0 | .0 | .0 | .0 | .0 | .0 | .0 | .0 | .0 | .0 | .0 | .0 |
| **20m/s** | .0 | .0 | .0 | .0 | .0 | .0 | .0 | .0 | .0 | .0 | .0 | .0 | .0 | .0 | .0 | .0 | .0 |
| **25m/s** | .0 | .0 | .0 | .0 | .0 | .0 | .0 | .0 | .0 | .0 | .0 | .0 | .0 | .0 | .0 | .0 | .0 |
| **30m/s** | .0 | .0 | .0 | .0 | .0 | .0 | .0 | .0 | .0 | .0 | .0 | .0 | .0 | .0 | .0 | .0 | .0 |
| **35m/s** | .0 | .0 | .0 | .0 | .0 | .0 | .0 | .0 | .0 | .0 | .0 | .0 | .0 | .0 | .0 | .0 | .0 |
| **40m/s** | .0 | .0 | .0 | .0 | .0 | .0 | .0 | .0 | .0 | .0 | .0 | .0 | .0 | .0 | .0 | .0 | .0 |
| **100m/s** | | | | | | | | | | | | | | | | | |
| 合計 (%) | 16.8 | 7.5 | 7.8 | 6.1 | 3.9 | .4 | .3 | 3.0 | 3.3 | 2.3 | 1.9 | 3.4 | 10.1 | 10.0 | 12.4 | 7.6 | 96.8 |

[註**1**]: 風速介於 **1.0m/s~ 2.0m/s** 佔 **36.6%** 。主風向 **N** 佔 **16.8%** 。

[註**2**]: 風速平均值 **= 2.1m/s** , 風速最大值 **= 15.9m/s** , 其風向爲 **WSW**。

[註**3**]: 風速小於**5m/s** 佔 **96.9%**; 介於**5~10m/s** 佔 **2.9%** ; 風速大於**10m/s** 佔 **.2%**。

[註**4**]: 風向介於 **N~E** 佔 **34.8%**;**E~S** 佔 **5.9%** ;**S~W** 佔 **13.2%** ;**W~N** 佔 **42.9%**; 靜風佔 **3.2%** 。

[註**5**]: 資料每小時記錄一次 , 合計 **19417**筆 ( **98.8%**) , 檔名 : **W44FKHB0.1HY** 。

# 表6.5.68　歷年 高雄港測站 B 風速及風向聯合分佈百分比 (%) 統計表

**1999年 1月 1日 0時 ~ 2007年11月30日23時**

| 風向<br>風速 | N | NNE | NE | ENE | E | ESE | SE | SSE | S | SSW | SW | WSW | W | WNW | NW | NNW | 合計 (%) |
|---|---|---|---|---|---|---|---|---|---|---|---|---|---|---|---|---|---|
| **.3m/s** | 2.1 | 1.2 | 1.1 | 1.1 | .9 | .2 | .1 | .3 | .5 | .4 | .3 | .3 | .5 | .4 | .6 | .9 | 11.0 |
| **1m/s** | 6.8 | 3.9 | 3.5 | 3.2 | 1.9 | .1 | .1 | .9 | 1.6 | 1.0 | .6 | .9 | 1.8 | 1.5 | 2.3 | 2.5 | 32.7 |
| **2m/s** | 5.7 | 2.3 | 1.3 | .7 | .4 | .0 | .1 | 1.4 | 1.9 | .9 | .7 | 1.2 | 3.3 | 2.7 | 3.4 | 2.1 | 28.2 |
| **3m/s** | 2.2 | .5 | .2 | .1 | .1 | .0 | .0 | 1.4 | 1.2 | .2 | .2 | .6 | 2.1 | 2.9 | 3.3 | 1.0 | 15.8 |
| **4m/s** | .8 | .1 | .0 | .0 | .0 | .0 | .0 | .8 | .6 | .0 | .1 | .1 | .3 | .8 | 1.9 | .4 | 6.0 |
| **5m/s** | .3 | .0 | .0 | .0 | .0 | .0 | .0 | .4 | .2 | .0 | .1 | .0 | .0 | .1 | .7 | .2 | 2.1 |
| **6m/s** | .1 | .0 | .0 | .0 | .0 | .0 | .0 | .2 | .1 | .0 | .0 | .0 | .0 | .0 | .1 | .1 | .7 |
| **7m/s** | .0 | .0 | .0 | .0 | .0 | .0 | .0 | .1 | .0 | .0 | .0 | .0 | .0 | .0 | .0 | .0 | .3 |
| **8m/s** | .0 | .0 | .0 | .0 | .0 | .0 | .0 | .0 | .0 | .0 | .0 | .0 | .1 | .0 | .0 | .0 | .2 |
| **10m/s** | .0 | .0 | .0 | .0 | .0 | .0 | .0 | .0 | .0 | .0 | .0 | .0 | .0 | .0 | .0 | .0 | .1 |
| **12m/s** | .0 | .0 | .0 | .0 | .0 | .0 | .0 | .0 | .0 | .0 | .0 | .0 | .0 | .0 | .0 | .0 | .0 |
| **14m/s** | .0 | .0 | .0 | .0 | .0 | .0 | .0 | .0 | .0 | .0 | .0 | .0 | .0 | .0 | .0 | .0 | .0 |
| **16m/s** | .0 | .0 | .0 | .0 | .0 | .0 | .0 | .0 | .0 | .0 | .0 | .0 | .0 | .0 | .0 | .0 | .0 |
| **18m/s** | .0 | .0 | .0 | .0 | .0 | .0 | .0 | .0 | .0 | .0 | .0 | .0 | .0 | .0 | .0 | .0 | .0 |
| **20m/s** | .0 | .0 | .0 | .0 | .0 | .0 | .0 | .0 | .0 | .0 | .0 | .0 | .0 | .0 | .0 | .0 | .0 |
| **25m/s** | .0 | .0 | .0 | .0 | .0 | .0 | .0 | .0 | .0 | .0 | .0 | .0 | .0 | .0 | .0 | .0 | .0 |
| **30m/s** | .0 | .0 | .0 | .0 | .0 | .0 | .0 | .0 | .0 | .0 | .0 | .0 | .0 | .0 | .0 | .0 | .0 |
| **35m/s** | .0 | .0 | .0 | .0 | .0 | .0 | .0 | .0 | .0 | .0 | .0 | .0 | .0 | .0 | .0 | .0 | .0 |
| **40m/s** | .0 | .0 | .0 | .0 | .0 | .0 | .0 | .0 | .0 | .0 | .0 | .0 | .0 | .0 | .0 | .0 | .0 |
| **100m/s** | | | | | | | | | | | | | | | | | |
| 合計 (%) | 18.1 | 8.0 | 6.1 | 5.2 | 3.3 | .4 | .4 | 5.5 | 6.1 | 2.5 | 2.0 | 3.1 | 8.2 | 8.5 | 12.3 | 7.3 | 96.9 |

[註**1**]: 風速介於 **1.0m/s~ 2.0m/s** 佔 **32.7%** 。主風向 **N** 佔 **18.1%** 。

[註**2**]: 風速平均值 **= 2.2m/s** , 風速最大值 **= 17.2m/s** , 其風向爲 **W** 。

[註**3**]: 風速小於**5m/s** 佔 **96.7%**; 介於**5~10m/s** 佔 **3.2%** ; 風速大於**10m/s** 佔 **.1%**。

[註**4**]: 風向介於 **N~E** 佔 **33.0%**;**E~S** 佔 **9.3%** ;**S~W** 佔 **14.3%** ;**W~N** 佔 **40.3%**; 靜風佔 **3.1%** 。

[註**5**]: 資料每小時記錄一次 , 合計 **77276**筆 ( **98.9%**) , 檔名 : **W440KHB0.1HY** 。

## 6.6　2007年花蓮港風速及風向聯合分佈表

# 表6.6.1　2006年 12月 花蓮港測站 W 風速及風向聯合分佈百分比 (%) 統計表

**2006年12月 1日 1時 ~ 2006年12月31日23時**

| 風向<br>風速 | N | NNE | NE | ENE | E | ESE | SE | SSE | S | SSW | SW | WSW | W | WNW | NW | NNW | 合計<br>(%) |
|---|---|---|---|---|---|---|---|---|---|---|---|---|---|---|---|---|---|
| **.3m/s** | .4 | .0 | .0 | .1 | .3 | .3 | .4 | .1 | .0 | .1 | .0 | .4 | .1 | .4 | .0 | .3 | 3.0 |
| **1m/s** | 1.7 | 1.2 | .7 | .9 | .7 | .4 | .7 | .4 | .1 | .0 | .5 | .8 | 2.2 | 3.1 | .3 | 2.4 | 16.2 |
| **2m/s** | 2.2 | 2.4 | 2.6 | 1.2 | .1 | .5 | .3 | .8 | .4 | .4 | .3 | 2.8 | 5.0 | 4.3 | .1 | 1.7 | 25.2 |
| **3m/s** | .4 | 2.4 | 1.3 | 2.2 | .8 | .8 | .1 | .4 | .0 | .0 | .3 | 2.3 | 3.1 | .5 | .0 | .3 | 14.9 |
| **4m/s** | .0 | 1.2 | 2.3 | 3.1 | 1.2 | .1 | .1 | .1 | .1 | .0 | .0 | .8 | 1.3 | .1 | .0 | .0 | 10.6 |
| **5m/s** | .0 | 1.1 | 2.6 | 3.0 | 1.5 | .0 | .0 | .0 | .0 | .0 | .0 | .1 | .0 | .0 | .0 | .0 | 8.2 |
| **6m/s** | .0 | .5 | 2.7 | 4.2 | .8 | .0 | .0 | .0 | .0 | .0 | .0 | .0 | .0 | .0 | .0 | .0 | 8.2 |
| **7m/s** | .0 | .0 | 1.2 | 3.0 | .5 | .0 | .0 | .0 | .0 | .0 | .0 | .0 | .0 | .0 | .0 | .0 | 4.7 |
| **8m/s** | .0 | .0 | 1.9 | 3.8 | .8 | .0 | .0 | .0 | .0 | .0 | .0 | .0 | .0 | .0 | .0 | .0 | 6.5 |
| **10m/s** | .0 | .0 | .8 | 1.6 | .1 | .0 | .0 | .0 | .0 | .0 | .0 | .0 | .0 | .0 | .0 | .0 | 2.6 |
| **12m/s** | .0 | .0 | .0 | .0 | .0 | .0 | .0 | .0 | .0 | .0 | .0 | .0 | .0 | .0 | .0 | .0 | .0 |
| **14m/s** | .0 | .0 | .0 | .0 | .0 | .0 | .0 | .0 | .0 | .0 | .0 | .0 | .0 | .0 | .0 | .0 | .0 |
| **16m/s** | .0 | .0 | .0 | .0 | .0 | .0 | .0 | .0 | .0 | .0 | .0 | .0 | .0 | .0 | .0 | .0 | .0 |
| **18m/s** | .0 | .0 | .0 | .0 | .0 | .0 | .0 | .0 | .0 | .0 | .0 | .0 | .0 | .0 | .0 | .0 | .0 |
| **20m/s** | .0 | .0 | .0 | .0 | .0 | .0 | .0 | .0 | .0 | .0 | .0 | .0 | .0 | .0 | .0 | .0 | .0 |
| **25m/s** | .0 | .0 | .0 | .0 | .0 | .0 | .0 | .0 | .0 | .0 | .0 | .0 | .0 | .0 | .0 | .0 | .0 |
| **30m/s** | .0 | .0 | .0 | .0 | .0 | .0 | .0 | .0 | .0 | .0 | .0 | .0 | .0 | .0 | .0 | .0 | .0 |
| **35m/s** | .0 | .0 | .0 | .0 | .0 | .0 | .0 | .0 | .0 | .0 | .0 | .0 | .0 | .0 | .0 | .0 | .0 |
| **40m/s** | .0 | .0 | .0 | .0 | .0 | .0 | .0 | .0 | .0 | .0 | .0 | .0 | .0 | .0 | .0 | .0 | .0 |
| **100m/s** | | | | | | | | | | | | | | | | | |
| 合計 (%) | 4.7 | 8.9 | 16.0 | 23.0 | 6.9 | 2.2 | 1.6 | 1.9 | .7 | .5 | 1.1 | 7.3 | 11.7 | 8.5 | .4 | 4.7 | 100.0 |

[註1]: 風速介於 **2.0m/s~ 3.0m/s** 佔 **25.2%** 。主風向 **ENE** 佔 **23.0%** 。

[註2]: 風速平均值 = **4.1m/s** , 風速最大值 = **11.7m/s** , 其風向爲 **ENE**。

[註3]: 風速小於**5m/s** 佔 **69.9%**; 介於**5~10m/s** 佔 **27.6%** ; 風速大於**10m/s** 佔 **2.6%**。

[註4]: 風向介於 **N~E** 佔 **56.4%**;**E~S** 佔 **7.0%** ;**S~W** 佔 **15.2%** ;**W~N** 佔 **21.4%**; 靜風佔 **.0%** 。

[註5]: 資料每小時記錄一次 , 合計 **743**筆 ( **99.9%**) , 檔名 : **W06CHLW0.1HA** 。

# 表6.6.2　2007年 1月 花蓮港測站 W 風速及風向聯合分佈百分比 (%) 統計表

**2007年 1月 1日 0時 ~ 2007年 1月31日23時**

| 風向<br>風速 | N | NNE | NE | ENE | E | ESE | SE | SSE | S | SSW | SW | WSW | W | WNW | NW | NNW | 合計<br>(%) |
|---|---|---|---|---|---|---|---|---|---|---|---|---|---|---|---|---|---|
| **.3m/s** | .0 | .5 | .0 | .0 | .0 | .1 | .3 | .0 | .0 | .0 | .0 | .0 | .1 | .5 | .1 | .0 | 1.7 |
| **1m/s** | 2.2 | .9 | .5 | 1.2 | .4 | .3 | .3 | .3 | .0 | .4 | .1 | .9 | 2.7 | 3.8 | .4 | 2.2 | 16.5 |
| **2m/s** | 2.2 | 2.3 | 1.5 | 2.2 | .9 | .3 | .1 | .1 | .3 | .1 | .3 | 2.0 | 7.3 | 7.5 | .3 | 2.6 | 29.8 |
| **3m/s** | .8 | 1.9 | 1.6 | 2.0 | 2.2 | .4 | .0 | .0 | .0 | .3 | .3 | 1.6 | 3.6 | 1.6 | .1 | .0 | 16.4 |
| **4m/s** | .0 | .7 | 1.6 | 1.7 | 2.2 | .0 | .1 | .0 | .1 | .0 | .0 | 1.1 | 1.6 | .0 | .0 | .0 | 9.1 |
| **5m/s** | .0 | .7 | 1.6 | 3.2 | 1.2 | .0 | .0 | .0 | .0 | .0 | .0 | .4 | .5 | .0 | .0 | .0 | 7.7 |
| **6m/s** | .0 | .4 | 1.1 | 2.2 | .4 | .1 | .0 | .0 | .0 | .0 | .1 | .0 | .0 | .0 | .0 | .0 | 4.3 |
| **7m/s** | .0 | .0 | 1.2 | 2.8 | .7 | .0 | .0 | .0 | .0 | .0 | .0 | .0 | .0 | .0 | .0 | .0 | 4.7 |
| **8m/s** | .0 | .0 | 1.5 | 4.3 | .9 | .0 | .0 | .0 | .0 | .0 | .0 | .0 | .0 | .0 | .0 | .0 | 6.7 |
| **10m/s** | .0 | .0 | .3 | 1.9 | .1 | .0 | .0 | .0 | .0 | .0 | .0 | .0 | .0 | .0 | .0 | .0 | 2.3 |
| **12m/s** | .0 | .0 | .0 | .3 | .1 | .0 | .0 | .0 | .0 | .0 | .0 | .0 | .0 | .0 | .0 | .0 | .4 |
| **14m/s** | .0 | .0 | .0 | .0 | .1 | .0 | .0 | .0 | .0 | .0 | .0 | .0 | .0 | .0 | .0 | .0 | .1 |
| **16m/s** | .0 | .0 | .0 | .0 | .0 | .0 | .0 | .0 | .0 | .0 | .0 | .0 | .0 | .0 | .0 | .0 | .0 |
| **18m/s** | .0 | .0 | .0 | .0 | .0 | .0 | .0 | .0 | .0 | .0 | .0 | .0 | .0 | .0 | .0 | .0 | .0 |
| **20m/s** | .0 | .0 | .0 | .0 | .0 | .0 | .0 | .0 | .0 | .0 | .0 | .0 | .0 | .0 | .0 | .0 | .0 |
| **25m/s** | .0 | .0 | .0 | .0 | .0 | .0 | .0 | .0 | .0 | .0 | .0 | .0 | .0 | .0 | .0 | .0 | .0 |
| **30m/s** | .0 | .0 | .0 | .0 | .0 | .0 | .0 | .0 | .0 | .0 | .0 | .0 | .0 | .0 | .0 | .0 | .0 |
| **35m/s** | .0 | .0 | .0 | .0 | .0 | .0 | .0 | .0 | .0 | .0 | .0 | .0 | .0 | .0 | .0 | .0 | .0 |
| **40m/s** | .0 | .0 | .0 | .0 | .0 | .0 | .0 | .0 | .0 | .0 | .0 | .0 | .0 | .0 | .0 | .0 | .0 |
| **100m/s** | | | | | | | | | | | | | | | | | |
| 合計 (%) | 5.1 | 7.4 | 10.9 | 21.8 | 9.3 | 1.2 | .8 | .4 | .4 | .8 | .8 | 6.0 | 15.9 | 13.4 | .9 | 4.7 | 99.9 |

[註1]: 風速介於 **2.0m/s~ 3.0m/s** 佔 **29.8%** 。主風向 **ENE** 佔 **21.8%** 。

[註2]: 風速平均值 = **4.0m/s** , 風速最大值 = **14.2m/s** , 其風向爲 **E** 。

[註3]: 風速小於**5m/s** 佔 **73.8%**; 介於**5~10m/s** 佔 **23.4%** ; 風速大於**10m/s** 佔 **2.8%**。

[註4]: 風向介於 **N~E** 佔 **48.9%**;**E~S** 佔 **5.0%** ;**S~W** 佔 **16.3%** ;**W~N** 佔 **29.7%**; 靜風佔 **.1%** 。

[註5]: 資料每小時記錄一次 , 合計 **744**筆 **(100.0%)** , 檔名 : **W071HLW0.1HA** 。

# 表6.6.3　2007年 2月 花蓮港測站 W 風速及風向聯合分佈百分比 (%) 統計表

**2007年 2月 1日 0時 ~ 2007年 2月28日23時**

| 風向<br>風速 | N | NNE | NE | ENE | E | ESE | SE | SSE | S | SSW | SW | WSW | W | WNW | NW | NNW | 合計<br>(%) |
|---|---|---|---|---|---|---|---|---|---|---|---|---|---|---|---|---|---|
| **.3m/s** | .3 | .0 | .0 | .0 | .0 | .0 | .0 | .0 | .1 | .0 | .1 | .0 | .1 | .3 | .1 | .3 | 1.5 |
| **1m/s** | 1.5 | 1.2 | 1.2 | .1 | .4 | .4 | .0 | .3 | .1 | .1 | .3 | .6 | 1.0 | 3.0 | 1.0 | 1.8 | 13.2 |
| **2m/s** | 1.0 | 1.2 | 1.6 | 1.6 | .7 | .3 | .1 | .7 | .3 | .4 | .3 | 3.3 | 5.5 | 4.8 | .3 | 1.0 | 23.4 |
| **3m/s** | .6 | 2.2 | 1.6 | 2.2 | 1.5 | .1 | .1 | .4 | .0 | .3 | .4 | 4.6 | 5.1 | .9 | .0 | .0 | 20.2 |
| **4m/s** | .0 | 1.3 | 1.6 | 2.5 | .9 | .3 | .0 | 1.8 | 1.2 | .4 | .0 | 3.4 | 3.4 | .1 | .0 | .0 | 17.1 |
| **5m/s** | .0 | .4 | 1.8 | 2.2 | 1.2 | .0 | .0 | .6 | .6 | .3 | .3 | 1.6 | .6 | .0 | .0 | .0 | 9.7 |
| **6m/s** | .0 | .0 | 1.6 | 2.1 | .3 | .0 | .0 | .0 | .0 | .4 | .0 | .3 | .0 | .0 | .0 | .0 | 4.8 |
| **7m/s** | .0 | .0 | .4 | 1.9 | .7 | .0 | .0 | .0 | .3 | .1 | .0 | .0 | .0 | .0 | .0 | .0 | 3.6 |
| **8m/s** | .0 | .1 | .7 | 1.6 | .9 | .0 | .0 | .0 | .6 | .7 | .0 | .0 | .0 | .0 | .0 | .0 | 4.8 |
| **10m/s** | .0 | .0 | .0 | .4 | .0 | .0 | .0 | .0 | .3 | .6 | .0 | .0 | .0 | .0 | .0 | .0 | 1.3 |
| **12m/s** | .0 | .0 | .0 | .1 | .1 | .0 | .0 | .0 | .1 | .0 | .0 | .0 | .0 | .0 | .0 | .0 | .4 |
| **14m/s** | .0 | .0 | .0 | .0 | .0 | .0 | .0 | .0 | .0 | .0 | .0 | .0 | .0 | .0 | .0 | .0 | .0 |
| **16m/s** | .0 | .0 | .0 | .0 | .0 | .0 | .0 | .0 | .0 | .0 | .0 | .0 | .0 | .0 | .0 | .0 | .0 |
| **18m/s** | .0 | .0 | .0 | .0 | .0 | .0 | .0 | .0 | .0 | .0 | .0 | .0 | .0 | .0 | .0 | .0 | .0 |
| **20m/s** | .0 | .0 | .0 | .0 | .0 | .0 | .0 | .0 | .0 | .0 | .0 | .0 | .0 | .0 | .0 | .0 | .0 |
| **25m/s** | .0 | .0 | .0 | .0 | .0 | .0 | .0 | .0 | .0 | .0 | .0 | .0 | .0 | .0 | .0 | .0 | .0 |
| **30m/s** | .0 | .0 | .0 | .0 | .0 | .0 | .0 | .0 | .0 | .0 | .0 | .0 | .0 | .0 | .0 | .0 | .0 |
| **35m/s** | .0 | .0 | .0 | .0 | .0 | .0 | .0 | .0 | .0 | .0 | .0 | .0 | .0 | .0 | .0 | .0 | .0 |
| **40m/s** | .0 | .0 | .0 | .0 | .0 | .0 | .0 | .0 | .0 | .0 | .0 | .0 | .0 | .0 | .0 | .0 | .0 |
| **100m/s** | | | | | | | | | | | | | | | | | |
| 合計 (%) | 3.4 | 6.5 | 10.7 | 15.0 | 6.8 | 1.2 | .3 | 3.9 | 3.7 | 3.6 | 1.5 | 13.8 | 15.8 | 9.1 | 1.5 | 3.1 | 100.0 |

[註1]: 風速介於 **2.0m/s~ 3.0m/s** 佔 **23.4%** 。主風向 **W** 佔 **15.8%** 。

[註2]: 風速平均值 = **4.0m/s** , 風速最大值 = **12.3m/s** , 其風向爲 **S** 。

[註3]: 風速小於**5m/s** 佔 **75.4%**; 介於**5~10m/s** 佔 **22.8%** ; 風速大於**10m/s** 佔 **1.8%**。

[註4]: 風向介於 **N~E** 佔 **39.3%**;**E~S** 佔 **8.5%** ;**S~W** 佔 **31.1%** ;**W~N** 佔 **21.1%**; 靜風佔 **.0%** 。

[註5]: 資料每小時記錄一次 , 合計 **672**筆 **(100.0%)** , 檔名 : **W072HLW0.1HA** 。

# 表6.6.4　2007年 3月 花蓮港測站 W 風速及風向聯合分佈百分比 (%) 統計表

**2007年 3月 1日 0時 ~ 2007年 3月31日23時**

| 風向<br>風速 | N | NNE | NE | ENE | E | ESE | SE | SSE | S | SSW | SW | WSW | W | WNW | NW | NNW | 合計<br>(%) |
|---|---|---|---|---|---|---|---|---|---|---|---|---|---|---|---|---|---|
| **.3m/s** | .4 | .0 | .0 | .0 | .1 | .1 | .1 | .1 | .1 | .3 | .1 | .1 | .3 | .4 | .0 | .4 | 2.7 |
| **1m/s** | 2.4 | 1.3 | .3 | .7 | .5 | .8 | .1 | .8 | .4 | .3 | .3 | .8 | 1.6 | 3.6 | .7 | 2.3 | 16.9 |
| **2m/s** | 1.9 | 1.7 | .7 | 1.2 | 1.2 | 1.5 | .7 | 1.1 | .8 | .8 | .1 | 2.7 | 4.8 | 6.2 | .3 | .9 | 26.6 |
| **3m/s** | .8 | 1.2 | 1.6 | .5 | 2.0 | .1 | .1 | 1.1 | .5 | .0 | .7 | 3.5 | 5.0 | 1.6 | .0 | .4 | 19.2 |
| **4m/s** | .0 | .9 | 1.2 | .8 | 1.7 | .4 | .0 | .4 | .4 | .1 | .3 | 3.9 | 2.0 | .1 | .0 | .1 | 12.5 |
| **5m/s** | .0 | .0 | .8 | 1.9 | .7 | .0 | .1 | .3 | .5 | .3 | .1 | 1.1 | .3 | .0 | .0 | .0 | 6.0 |
| **6m/s** | .0 | .1 | 1.3 | 3.2 | .4 | .0 | .0 | .1 | .4 | .4 | .0 | .0 | .0 | .0 | .0 | .0 | 6.0 |
| **7m/s** | .0 | .1 | 1.2 | 1.7 | .5 | .0 | .0 | .0 | .1 | .1 | .0 | .0 | .0 | .0 | .0 | .0 | 3.9 |
| **8m/s** | .0 | .1 | .5 | 1.3 | .5 | .0 | .0 | .0 | .0 | .1 | .0 | .0 | .0 | .0 | .0 | .0 | 2.7 |
| **10m/s** | .0 | .0 | .3 | 1.3 | .3 | .0 | .0 | .0 | .1 | .3 | .0 | .0 | .0 | .0 | .0 | .0 | 2.3 |
| **12m/s** | .0 | .0 | .4 | .1 | .0 | .0 | .0 | .0 | .3 | .0 | .0 | .0 | .0 | .0 | .0 | .0 | .8 |
| **14m/s** | .0 | .0 | .0 | .0 | .0 | .0 | .0 | .0 | .1 | .0 | .0 | .0 | .0 | .0 | .0 | .0 | .1 |
| **16m/s** | .0 | .0 | .0 | .0 | .0 | .0 | .0 | .0 | .0 | .0 | .0 | .0 | .0 | .0 | .0 | .0 | .0 |
| **18m/s** | .0 | .0 | .0 | .0 | .0 | .0 | .0 | .0 | .0 | .0 | .0 | .0 | .0 | .0 | .0 | .0 | .0 |
| **20m/s** | .0 | .0 | .0 | .0 | .0 | .0 | .0 | .0 | .0 | .0 | .0 | .0 | .0 | .0 | .0 | .0 | .0 |
| **25m/s** | .0 | .0 | .0 | .0 | .0 | .0 | .0 | .0 | .0 | .0 | .0 | .0 | .0 | .0 | .0 | .0 | .0 |
| **30m/s** | .0 | .0 | .0 | .0 | .0 | .0 | .0 | .0 | .0 | .0 | .0 | .0 | .0 | .0 | .0 | .0 | .0 |
| **35m/s** | .0 | .0 | .0 | .0 | .0 | .0 | .0 | .0 | .0 | .0 | .0 | .0 | .0 | .0 | .0 | .0 | .0 |
| **40m/s** | .0 | .0 | .0 | .0 | .0 | .0 | .0 | .0 | .0 | .0 | .0 | .0 | .0 | .0 | .0 | .0 | .0 |
| **100m/s** | | | | | | | | | | | | | | | | | |
| 合計 (%) | 5.5 | 5.6 | 8.3 | 12.9 | 8.1 | 3.0 | 1.2 | 3.9 | 3.9 | 2.7 | 1.6 | 12.1 | 14.0 | 12.0 | .9 | 4.2 | 99.9 |

[註1]: 風速介於 **2.0m/s~ 3.0m/s** 佔 **26.6%** 。主風向 **W** 佔 **14.0%** 。

[註2]: 風速平均值 = **3.8m/s** , 風速最大值 = **14.2m/s** , 其風向爲 **S** 。

[註3]: 風速小於**5m/s** 佔 **78.1%**; 介於**5~10m/s** 佔 **18.7%** ; 風速大於**10m/s** 佔 **3.2%**。

[註4]: 風向介於 **N~E** 佔 **35.1%**;**E~S** 佔 **12.0%** ;**S~W** 佔 **27.6%** ;**W~N** 佔 **25.3%**; 靜風佔 **.1%** 。

[註5]: 資料每小時記錄一次 , 合計 **744**筆 **(100.0%)** , 檔名 : **W073HLW0.1HA** 。

# 表6.6.5　2007年 4月 花蓮港測站 W 風速及風向聯合分佈百分比 (%) 統計表

**2007年 4月 1日 0時 ~ 2007年 4月30日23時**

| 風向<br>風速 | N | NNE | NE | ENE | E | ESE | SE | SSE | S | SSW | SW | WSW | W | WNW | NW | NNW | 合計<br>(%) |
|---|---|---|---|---|---|---|---|---|---|---|---|---|---|---|---|---|---|
| **.3m/s** | .4 | .3 | .1 | .3 | .3 | .1 | .0 | .0 | .1 | .1 | .3 | .3 | .6 | .3 | .1 | 1.0 | 4.3 |
| **1m/s** | 1.4 | 1.3 | .8 | .8 | .8 | .6 | .6 | .7 | .4 | .7 | .6 | 1.1 | 2.2 | 4.9 | .3 | 1.9 | 19.0 |
| **2m/s** | .4 | 1.9 | 1.5 | 1.7 | 1.3 | 1.0 | 1.3 | 1.1 | .6 | .4 | 1.0 | 2.9 | 6.3 | 4.9 | .0 | 1.5 | 27.6 |
| **3m/s** | .6 | 1.5 | 1.8 | 1.3 | 1.5 | 1.1 | .1 | 1.4 | .7 | .0 | .3 | 2.9 | 4.9 | .8 | .0 | .3 | 19.2 |
| **4m/s** | .3 | .8 | 1.3 | 1.3 | 1.3 | .3 | .0 | .4 | .8 | .0 | .1 | 1.7 | 1.8 | .0 | .0 | .0 | 10.0 |
| **5m/s** | .0 | .4 | 1.7 | 1.8 | .4 | .0 | .0 | .1 | .6 | .1 | .0 | 1.0 | .7 | .0 | .0 | .0 | 6.8 |
| **6m/s** | .0 | .3 | .6 | 2.4 | .4 | .0 | .0 | .3 | .3 | .1 | .0 | .1 | .3 | .0 | .0 | .0 | 4.7 |
| **7m/s** | .0 | .0 | .7 | .4 | .1 | .0 | .0 | .0 | .0 | .4 | .0 | .0 | .0 | .0 | .0 | .0 | 1.7 |
| **8m/s** | .0 | .0 | .1 | 3.2 | .0 | .0 | .0 | .0 | 1.3 | .1 | .0 | .0 | .0 | .0 | .0 | .0 | 4.7 |
| **10m/s** | .0 | .0 | .4 | .7 | .0 | .0 | .0 | .0 | .4 | .1 | .0 | .0 | .0 | .0 | .0 | .0 | 1.7 |
| **12m/s** | .0 | .0 | .0 | .1 | .0 | .0 | .0 | .0 | .0 | .0 | .0 | .0 | .0 | .0 | .0 | .0 | .1 |
| **14m/s** | .0 | .0 | .0 | .0 | .0 | .0 | .0 | .0 | .0 | .0 | .0 | .0 | .0 | .0 | .0 | .0 | .0 |
| **16m/s** | .0 | .0 | .0 | .0 | .0 | .0 | .0 | .0 | .0 | .0 | .0 | .0 | .0 | .0 | .0 | .0 | .0 |
| **18m/s** | .0 | .0 | .0 | .0 | .0 | .0 | .0 | .0 | .0 | .0 | .0 | .0 | .0 | .0 | .0 | .0 | .0 |
| **20m/s** | .0 | .0 | .0 | .0 | .0 | .0 | .0 | .0 | .0 | .0 | .0 | .0 | .0 | .0 | .0 | .0 | .0 |
| **25m/s** | .0 | .0 | .0 | .0 | .0 | .0 | .0 | .0 | .0 | .0 | .0 | .0 | .0 | .0 | .0 | .0 | .0 |
| **30m/s** | .0 | .0 | .0 | .0 | .0 | .0 | .0 | .0 | .0 | .0 | .0 | .0 | .0 | .0 | .0 | .0 | .0 |
| **35m/s** | .0 | .0 | .0 | .0 | .0 | .0 | .0 | .0 | .0 | .0 | .0 | .0 | .0 | .0 | .0 | .0 | .0 |
| **40m/s** | .0 | .0 | .0 | .0 | .0 | .0 | .0 | .0 | .0 | .0 | .0 | .0 | .0 | .0 | .0 | .0 | .0 |
| **100m/s** | | | | | | | | | | | | | | | | | |
| 合計 (%) | 3.1 | 6.5 | 9.0 | 13.9 | 6.1 | 3.1 | 1.9 | 4.0 | 5.1 | 2.2 | 2.2 | 10.0 | 16.7 | 10.8 | .4 | 4.7 | 99.9 |

[註1]: 風速介於 **2.0m/s~ 3.0m/s** 佔 **27.6%** 。主風向 **W** 佔 **16.7%** 。

[註2]: 風速平均值 = **3.5m/s** , 風速最大值 = **12.2m/s** , 其風向爲 **ENE**。

[註3]: 風速小於**5m/s** 佔 **80.3%**; 介於**5~10m/s** 佔 **17.9%** ; 風速大於**10m/s** 佔 **1.8%**。

[註4]: 風向介於 **N~E** 佔 **33.8%**;**E~S** 佔 **13.8%** ;**S~W** 佔 **28.2%** ;**W~N** 佔 **24.2%**; 靜風佔 **.1%** 。

[註5]: 資料每小時記錄一次 , 合計 **720**筆 **(100.0%)** , 檔名 : **W074HLW0.1HA** 。

# 表6.6.6　2007年 5月 花蓮港測站 W 風速及風向聯合分佈百分比 (%) 統計表

**2007年 5月 1日 0時 ~ 2007年 5月31日23時**

| 風向<br>風速 | N | NNE | NE | ENE | E | ESE | SE | SSE | S | SSW | SW | WSW | W | WNW | NW | NNW | 合計<br>(%) |
|---|---|---|---|---|---|---|---|---|---|---|---|---|---|---|---|---|---|
| **.3m/s** | 1.3 | .1 | .4 | .3 | .4 | .1 | .3 | .1 | .3 | .4 | .1 | .4 | .4 | .3 | .1 | 1.3 | 6.5 |
| **1m/s** | 2.4 | 2.2 | 1.2 | 1.1 | 1.3 | 1.6 | .7 | 1.3 | .4 | 1.1 | 1.2 | 1.5 | 2.8 | 2.7 | .7 | 1.3 | 23.5 |
| **2m/s** | 1.7 | 1.7 | 1.1 | 1.3 | 2.3 | 1.9 | .9 | 1.3 | 1.7 | 1.1 | 1.5 | 3.2 | 5.1 | 2.6 | .0 | .4 | 28.0 |
| **3m/s** | .8 | .8 | .8 | 1.1 | 1.5 | 2.6 | .1 | .3 | .8 | .8 | 1.1 | 3.5 | 5.9 | .4 | .0 | .0 | 20.4 |
| **4m/s** | .3 | .7 | .3 | .9 | 3.2 | .3 | .3 | .9 | .8 | .1 | .0 | 2.7 | 2.4 | .3 | .0 | .0 | 13.2 |
| **5m/s** | .0 | .3 | .3 | .8 | .8 | .0 | .3 | 1.1 | .4 | .0 | .0 | .9 | .7 | .0 | .0 | .0 | 5.5 |
| **6m/s** | .0 | .0 | .3 | .9 | .3 | .0 | .0 | .1 | .0 | .0 | .0 | .7 | .0 | .0 | .0 | .0 | 2.3 |
| **7m/s** | .0 | .0 | .0 | .3 | .0 | .0 | .0 | .0 | .0 | .0 | .0 | .1 | .0 | .0 | .0 | .0 | .4 |
| **8m/s** | .0 | .1 | .0 | .0 | .1 | .0 | .0 | .0 | .0 | .0 | .0 | .0 | .0 | .0 | .0 | .0 | .3 |
| **10m/s** | .0 | .0 | .0 | .0 | .0 | .0 | .0 | .0 | .0 | .0 | .0 | .0 | .0 | .0 | .0 | .0 | .0 |
| **12m/s** | .0 | .0 | .0 | .0 | .0 | .0 | .0 | .0 | .0 | .0 | .0 | .0 | .0 | .0 | .0 | .0 | .0 |
| **14m/s** | .0 | .0 | .0 | .0 | .0 | .0 | .0 | .0 | .0 | .0 | .0 | .0 | .0 | .0 | .0 | .0 | .0 |
| **16m/s** | .0 | .0 | .0 | .0 | .0 | .0 | .0 | .0 | .0 | .0 | .0 | .0 | .0 | .0 | .0 | .0 | .0 |
| **18m/s** | .0 | .0 | .0 | .0 | .0 | .0 | .0 | .0 | .0 | .0 | .0 | .0 | .0 | .0 | .0 | .0 | .0 |
| **20m/s** | .0 | .0 | .0 | .0 | .0 | .0 | .0 | .0 | .0 | .0 | .0 | .0 | .0 | .0 | .0 | .0 | .0 |
| **25m/s** | .0 | .0 | .0 | .0 | .0 | .0 | .0 | .0 | .0 | .0 | .0 | .0 | .0 | .0 | .0 | .0 | .0 |
| **30m/s** | .0 | .0 | .0 | .0 | .0 | .0 | .0 | .0 | .0 | .0 | .0 | .0 | .0 | .0 | .0 | .0 | .0 |
| **35m/s** | .0 | .0 | .0 | .0 | .0 | .0 | .0 | .0 | .0 | .0 | .0 | .0 | .0 | .0 | .0 | .0 | .0 |
| **40m/s** | .0 | .0 | .0 | .0 | .0 | .0 | .0 | .0 | .0 | .0 | .0 | .0 | .0 | .0 | .0 | .0 | .0 |
| **100m/s** | | | | | | | | | | | | | | | | | |
| 合計 (%) | 6.6 | 5.9 | 4.3 | 6.7 | 9.9 | 6.5 | 2.6 | 5.2 | 4.4 | 3.5 | 3.9 | 13.0 | 17.3 | 6.2 | .8 | 3.1 | 100.0 |

[註1]: 風速介於 **2.0m/s~ 3.0m/s** 佔 **28.0%** 。主風向 **W** 佔 **17.3%** 。

[註2]: 風速平均值 = **2.9m/s** , 風速最大值 = **8.4m/s** , 其風向爲 **NNE**。

[註3]: 風速小於**5m/s** 佔 **91.5%**; 介於**5~10m/s** 佔 **8.5%** ; 風速大於**10m/s** 佔 **.0%**。

[註4]: 風向介於 **N~E** 佔 **25.4%**;**E~S** 佔 **21.5%** ;**S~W** 佔 **34.5%** ;**W~N** 佔 **18.5%**; 靜風佔 **.0%** 。

[註5]: 資料每小時記錄一次 , 合計 **744**筆 **(100.0%)** , 檔名 : **W075HLW0.1HA** 。

# 表6.6.7　2007年 6月 花蓮港測站 W 風速及風向聯合分佈百分比 (%) 統計表

**2007年 6月 1日 0時 ~ 2007年 6月30日23時**

| 風向<br>風速 | N | NNE | NE | ENE | E | ESE | SE | SSE | S | SSW | SW | WSW | W | WNW | NW | NNW | 合計<br>(%) |
|---|---|---|---|---|---|---|---|---|---|---|---|---|---|---|---|---|---|
| **.3m/s** | 1.1 | .1 | .1 | .3 | .4 | .3 | .0 | .1 | .1 | .1 | .3 | .1 | .3 | 1.4 | .1 | .0 | 5.0 |
| **1m/s** | 3.1 | 1.7 | 1.5 | .8 | .8 | 1.0 | .1 | .6 | 1.1 | 1.3 | .7 | 1.3 | 2.8 | 3.9 | .6 | 1.5 | 22.6 |
| **2m/s** | 2.2 | 2.2 | 1.9 | .7 | 2.1 | 1.1 | 1.0 | 1.1 | .4 | 1.3 | 1.3 | 3.1 | 3.5 | 1.5 | .0 | .0 | 23.3 |
| **3m/s** | .3 | 1.3 | .4 | 1.7 | 1.0 | 1.1 | .3 | 1.5 | 1.1 | 1.0 | 1.9 | 4.3 | 3.5 | .0 | .0 | .0 | 19.3 |
| **4m/s** | .0 | 1.1 | .8 | 1.7 | .7 | .3 | .1 | .6 | 1.5 | 1.0 | .6 | 3.3 | 1.7 | .1 | .0 | .0 | 13.5 |
| **5m/s** | .0 | .1 | .3 | .6 | 1.0 | .1 | .0 | .6 | 1.4 | .6 | .4 | .6 | .1 | .0 | .0 | .0 | 5.7 |
| **6m/s** | .0 | .0 | .0 | .1 | .3 | .0 | .0 | .3 | .7 | .6 | .1 | .0 | .0 | .0 | .0 | .0 | 2.1 |
| **7m/s** | .0 | .0 | .0 | .0 | .1 | .0 | .0 | .3 | 1.4 | .6 | .0 | .0 | .0 | .0 | .0 | .0 | 2.4 |
| **8m/s** | .0 | .0 | .0 | .0 | .0 | .0 | .0 | .0 | 2.4 | 1.3 | .0 | .0 | .0 | .0 | .0 | .0 | 3.6 |
| **10m/s** | .0 | .0 | .0 | .0 | .0 | .0 | .0 | .0 | 1.0 | .8 | .0 | .0 | .0 | .0 | .0 | .0 | 1.8 |
| **12m/s** | .0 | .0 | .0 | .0 | .0 | .0 | .0 | .0 | .6 | .0 | .0 | .0 | .0 | .0 | .0 | .0 | .6 |
| **14m/s** | .0 | .0 | .0 | .0 | .0 | .0 | .0 | .0 | .0 | .0 | .0 | .0 | .0 | .0 | .0 | .0 | .0 |
| **16m/s** | .0 | .0 | .0 | .0 | .0 | .0 | .0 | .0 | .0 | .0 | .0 | .0 | .0 | .0 | .0 | .0 | .0 |
| **18m/s** | .0 | .0 | .0 | .0 | .0 | .0 | .0 | .0 | .0 | .0 | .0 | .0 | .0 | .0 | .0 | .0 | .0 |
| **20m/s** | .0 | .0 | .0 | .0 | .0 | .0 | .0 | .0 | .0 | .0 | .0 | .0 | .0 | .0 | .0 | .0 | .0 |
| **25m/s** | .0 | .0 | .0 | .0 | .0 | .0 | .0 | .0 | .0 | .0 | .0 | .0 | .0 | .0 | .0 | .0 | .0 |
| **30m/s** | .0 | .0 | .0 | .0 | .0 | .0 | .0 | .0 | .0 | .0 | .0 | .0 | .0 | .0 | .0 | .0 | .0 |
| **35m/s** | .0 | .0 | .0 | .0 | .0 | .0 | .0 | .0 | .0 | .0 | .0 | .0 | .0 | .0 | .0 | .0 | .0 |
| **40m/s** | .0 | .0 | .0 | .0 | .0 | .0 | .0 | .0 | .0 | .0 | .0 | .0 | .0 | .0 | .0 | .0 | .0 |
| **100m/s** | | | | | | | | | | | | | | | | | |
| 合計 (%) | 6.7 | 6.5 | 5.1 | 5.8 | 6.4 | 3.9 | 1.5 | 5.0 | 11.7 | 8.3 | 5.3 | 12.6 | 11.8 | 6.9 | .7 | 1.5 | 99.9 |

[註1]: 風速介於 **2.0m/s~ 3.0m/s** 佔 **23.3%** 。主風向 **WSW** 佔 **12.6%** 。

[註2]: 風速平均值 = **3.5m/s** , 風速最大值 = **13.4m/s** , 其風向爲 **S** 。

[註3]: 風速小於**5m/s** 佔 **83.9%**; 介於**5~10m/s** 佔 **13.8%** ; 風速大於**10m/s** 佔 **2.4%**。

[註4]: 風向介於 **N~E** 佔 **24.6%**;**E~S** 佔 **18.2%** ;**S~W** 佔 **41.3%** ;**W~N** 佔 **15.8%**; 靜風佔 **.1%** 。

[註5]: 資料每小時記錄一次 , 合計 **720**筆 **(100.0%)** , 檔名 : **W076HLW0.1HA** 。

# 表6.6.8　2007年 7月 花蓮港測站 W 風速及風向聯合分佈百分比 (%) 統計表

**2007年 7月 1日 0時 ~ 2007年 7月31日23時**

| 風向<br>風速 | N | NNE | NE | ENE | E | ESE | SE | SSE | S | SSW | SW | WSW | W | WNW | NW | NNW | 合計<br>(%) |
|---|---|---|---|---|---|---|---|---|---|---|---|---|---|---|---|---|---|
| **.3m/s** | .0 | .0 | .1 | .4 | .8 | .3 | .3 | .7 | .7 | .7 | .4 | .0 | .1 | .4 | .0 | .3 | 5.1 |
| **1m/s** | .5 | .3 | .3 | .3 | .5 | 2.0 | 1.2 | 1.7 | 1.1 | 1.3 | 2.4 | 2.2 | .7 | 2.2 | .3 | .7 | 17.6 |
| **2m/s** | .5 | .5 | .4 | .5 | 1.1 | 3.6 | 1.3 | 2.3 | 1.2 | 2.4 | 1.3 | 4.4 | 2.6 | 1.1 | .1 | .0 | 23.5 |
| **3m/s** | .0 | .1 | .0 | .5 | 2.8 | 3.0 | 1.9 | 3.2 | .9 | .7 | .9 | 7.3 | 5.4 | .3 | .0 | .0 | 27.0 |
| **4m/s** | .0 | .0 | .1 | .4 | 2.0 | .7 | .1 | 1.3 | 1.9 | .7 | .4 | 5.0 | 2.8 | .3 | .0 | .0 | 15.7 |
| **5m/s** | .1 | .4 | .1 | .7 | 1.3 | .0 | .0 | .8 | 1.5 | .5 | .0 | .8 | .3 | .1 | .0 | .0 | 6.7 |
| **6m/s** | .0 | .0 | .0 | .1 | .0 | .0 | .0 | .0 | 1.1 | .8 | .0 | .0 | .0 | .0 | .0 | .0 | 2.0 |
| **7m/s** | .0 | .0 | .0 | .0 | .0 | .0 | .0 | .0 | .9 | .3 | .0 | .0 | .0 | .0 | .0 | .0 | 1.2 |
| **8m/s** | .0 | .0 | .0 | .0 | .0 | .0 | .0 | .0 | .7 | .4 | .0 | .0 | .0 | .0 | .0 | .0 | 1.1 |
| **10m/s** | .0 | .0 | .0 | .0 | .0 | .0 | .0 | .0 | .0 | .0 | .0 | .0 | .0 | .0 | .0 | .0 | .0 |
| **12m/s** | .0 | .0 | .0 | .0 | .0 | .0 | .0 | .0 | .0 | .0 | .0 | .0 | .0 | .0 | .0 | .0 | .0 |
| **14m/s** | .0 | .0 | .0 | .0 | .0 | .0 | .0 | .0 | .0 | .0 | .0 | .0 | .0 | .0 | .0 | .0 | .0 |
| **16m/s** | .0 | .0 | .0 | .0 | .0 | .0 | .0 | .0 | .0 | .0 | .0 | .0 | .0 | .0 | .0 | .0 | .0 |
| **18m/s** | .0 | .0 | .0 | .0 | .0 | .0 | .0 | .0 | .0 | .0 | .0 | .0 | .0 | .0 | .0 | .0 | .0 |
| **20m/s** | .0 | .0 | .0 | .0 | .0 | .0 | .0 | .0 | .0 | .0 | .0 | .0 | .0 | .0 | .0 | .0 | .0 |
| **25m/s** | .0 | .0 | .0 | .0 | .0 | .0 | .0 | .0 | .0 | .0 | .0 | .0 | .0 | .0 | .0 | .0 | .0 |
| **30m/s** | .0 | .0 | .0 | .0 | .0 | .0 | .0 | .0 | .0 | .0 | .0 | .0 | .0 | .0 | .0 | .0 | .0 |
| **35m/s** | .0 | .0 | .0 | .0 | .0 | .0 | .0 | .0 | .0 | .0 | .0 | .0 | .0 | .0 | .0 | .0 | .0 |
| **40m/s** | .0 | .0 | .0 | .0 | .0 | .0 | .0 | .0 | .0 | .0 | .0 | .0 | .0 | .0 | .0 | .0 | .0 |
| **100m/s** | | | | | | | | | | | | | | | | | |
| 合計 (%) | 1.2 | 1.3 | 1.1 | 3.0 | 8.6 | 9.5 | 4.8 | 10.1 | 9.9 | 7.8 | 5.5 | 19.6 | 11.8 | 4.3 | .4 | .9 | 100.0 |

[註1]: 風速介於 **3.0m/s~ 4.0m/s** 佔 **27.0%** 。主風向 **WSW** 佔 **19.6%** 。

[註2]: 風速平均值 = **3.2m/s** , 風速最大值 = **9.4m/s** , 其風向爲 **S** 。

[註3]: 風速小於**5m/s** 佔 **89.0%**; 介於**5~10m/s** 佔 **11.0%** ; 風速大於**10m/s** 佔 **.0%**。

[註4]: 風向介於 **N~E** 佔 **9.0%**;**E~S** 佔 **33.7%** ;**S~W** 佔 **47.6%** ;**W~N** 佔 **9.7%**; 靜風佔 **.0%** 。

[註5]: 資料每小時記錄一次 , 合計 **744**筆 **(100.0%)** , 檔名 : **W077HLW0.1HA** 。

# 表6.6.9　2007年 8月 花蓮港測站 W 風速及風向聯合分佈百分比 (%) 統計表

**2007年 8月 1日 0時 ~ 2007年 8月31日23時**

| 風向<br>風速 | N | NNE | NE | ENE | E | ESE | SE | SSE | S | SSW | SW | WSW | W | WNW | NW | NNW | 合計<br>(%) |
|---|---|---|---|---|---|---|---|---|---|---|---|---|---|---|---|---|---|
| **.3m/s** | .4 | .1 | .1 | .0 | .1 | .1 | .0 | .3 | .3 | .3 | .0 | .3 | .8 | .5 | .0 | .4 | 3.8 |
| **1m/s** | 1.1 | .5 | .4 | .4 | .9 | .3 | .1 | .7 | .7 | .9 | 1.1 | 1.1 | 3.2 | 2.3 | .1 | 1.6 | 15.5 |
| **2m/s** | .4 | .5 | .4 | .3 | 1.7 | 1.2 | 1.1 | 1.7 | .7 | 2.4 | 2.3 | 5.2 | 5.9 | 2.2 | .3 | .7 | 27.0 |
| **3m/s** | .5 | .5 | .7 | .4 | .5 | .4 | 1.1 | 2.3 | .9 | 1.1 | .8 | 6.0 | 5.4 | .7 | .1 | .3 | 21.8 |
| **4m/s** | .5 | .9 | .4 | .4 | 1.5 | .5 | .3 | 1.9 | .9 | .8 | .8 | 2.2 | 2.7 | .1 | .1 | .3 | 14.4 |
| **5m/s** | .5 | .7 | .4 | .0 | 1.2 | .0 | .5 | .5 | .9 | .9 | .7 | .7 | .8 | .0 | .0 | .0 | 7.9 |
| **6m/s** | .0 | .1 | .4 | .3 | .3 | .1 | .0 | .4 | .7 | .4 | .3 | .3 | .1 | .0 | .0 | .1 | 3.5 |
| **7m/s** | .0 | .1 | .0 | .0 | .0 | .0 | .0 | .0 | .4 | .5 | .0 | .0 | .0 | .0 | .0 | .0 | 1.1 |
| **8m/s** | .0 | .1 | .1 | .3 | .0 | .0 | .0 | .0 | .4 | .4 | .0 | .0 | .0 | .0 | .0 | .0 | 1.3 |
| **10m/s** | .0 | .3 | .0 | .0 | .0 | .0 | .0 | .0 | .3 | .1 | .0 | .0 | .0 | .0 | .0 | .0 | .7 |
| **12m/s** | .0 | .0 | .1 | .0 | .1 | .0 | .0 | .0 | .3 | .1 | .0 | .0 | .0 | .0 | .0 | .0 | .7 |
| **14m/s** | .0 | .0 | .0 | .0 | .0 | .0 | .0 | .0 | .0 | .0 | .0 | .0 | .0 | .0 | .0 | .0 | .0 |
| **16m/s** | .0 | .0 | .0 | .1 | .0 | .0 | .3 | .3 | .1 | .3 | .0 | .0 | .0 | .0 | .0 | .0 | 1.1 |
| **18m/s** | .0 | .0 | .0 | .1 | .0 | .3 | .4 | .1 | .1 | .0 | .0 | .0 | .0 | .0 | .0 | .0 | 1.1 |
| **20m/s** | .0 | .0 | .0 | .1 | .0 | .0 | .0 | .0 | .1 | .0 | .0 | .0 | .0 | .0 | .0 | .0 | .3 |
| **25m/s** | .0 | .0 | .0 | .0 | .0 | .0 | .0 | .0 | .0 | .0 | .0 | .0 | .0 | .0 | .0 | .0 | .0 |
| **30m/s** | .0 | .0 | .0 | .0 | .0 | .0 | .0 | .0 | .0 | .0 | .0 | .0 | .0 | .0 | .0 | .0 | .0 |
| **35m/s** | .0 | .0 | .0 | .0 | .0 | .0 | .0 | .0 | .0 | .0 | .0 | .0 | .0 | .0 | .0 | .0 | .0 |
| **40m/s** | .0 | .0 | .0 | .0 | .0 | .0 | .0 | .0 | .0 | .0 | .0 | .0 | .0 | .0 | .0 | .0 | .0 |
| **100m/s** | | | | | | | | | | | | | | | | | |
| 合計 (%) | 3.5 | 4.0 | 3.1 | 2.4 | 6.5 | 3.0 | 3.8 | 8.2 | 6.9 | 8.3 | 5.9 | 15.7 | 19.0 | 5.8 | .7 | 3.4 | 100.0 |

[註1]: 風速介於 **2.0m/s~ 3.0m/s** 佔 **27.0%** 。主風向 **W** 佔 **19.0%** 。

[註2]: 風速平均值 = **3.8m/s** , 風速最大值 = **21.1m/s** , 其風向爲 **S** 。

[註3]: 風速小於**5m/s** 佔 **82.4%**; 介於**5~10m/s** 佔 **13.8%** ; 風速大於**10m/s** 佔 **3.8%**。

[註4]: 風向介於 **N~E** 佔 **15.6%**;**E~S** 佔 **19.6%** ;**S~W** 佔 **47.0%** ;**W~N** 佔 **17.7%**; 靜風佔 **.0%** 。

[註5]: 資料每小時記錄一次 , 合計 **744**筆 **(100.0%)** , 檔名 : **W078HLW0.1HA** 。

# 表6.6.10　2007年 9月 花蓮港測站 W 風速及風向聯合分佈百分比 (%) 統計表

**2007年 9月 1日 0時 ~ 2007年 9月30日23時**

| 風向<br>風速 | N | NNE | NE | ENE | E | ESE | SE | SSE | S | SSW | SW | WSW | W | WNW | NW | NNW | 合計<br>(%) |
|---|---|---|---|---|---|---|---|---|---|---|---|---|---|---|---|---|---|
| **.3m/s** | .1 | .0 | .3 | .1 | .1 | .0 | .3 | .0 | .0 | .1 | .3 | .3 | .3 | .3 | .0 | .6 | 2.8 |
| **1m/s** | 1.8 | 1.1 | 1.0 | .7 | 1.1 | .4 | .1 | .0 | .4 | .1 | 1.0 | 1.7 | 1.4 | 2.9 | .3 | 2.1 | 16.1 |
| **2m/s** | 3.2 | 1.5 | 1.1 | 1.7 | 1.0 | .6 | .1 | .7 | .7 | .6 | 1.1 | 4.0 | 6.1 | 4.4 | .4 | 1.7 | 28.9 |
| **3m/s** | 1.1 | 1.5 | 1.8 | 1.5 | 2.9 | 1.5 | .7 | .8 | .4 | .3 | .3 | 4.7 | 6.5 | 1.1 | .0 | .3 | 25.6 |
| **4m/s** | .7 | .1 | .8 | 2.8 | 2.6 | .4 | .1 | .6 | .3 | .3 | .7 | 2.2 | 2.8 | .0 | .1 | .6 | 15.1 |
| **5m/s** | .4 | .1 | .7 | 1.5 | 1.4 | .3 | .0 | .0 | .0 | .1 | .1 | .7 | .0 | .0 | .0 | .0 | 5.4 |
| **6m/s** | .0 | .0 | .1 | 2.1 | 1.4 | .0 | .0 | .1 | .0 | .0 | .0 | .0 | .0 | .0 | .0 | .0 | 3.7 |
| **7m/s** | .0 | .3 | .0 | 1.3 | .3 | .0 | .0 | .0 | .0 | .0 | .0 | .0 | .0 | .0 | .0 | .0 | 1.8 |
| **8m/s** | .0 | .0 | .1 | .3 | .1 | .0 | .0 | .0 | .0 | .0 | .0 | .0 | .0 | .0 | .0 | .0 | .6 |
| **10m/s** | .0 | .0 | .0 | .0 | .0 | .0 | .0 | .0 | .0 | .0 | .0 | .0 | .0 | .0 | .0 | .0 | .0 |
| **12m/s** | .0 | .0 | .0 | .0 | .0 | .0 | .0 | .0 | .0 | .0 | .0 | .0 | .0 | .0 | .0 | .0 | .0 |
| **14m/s** | .0 | .0 | .0 | .0 | .0 | .0 | .0 | .0 | .0 | .0 | .0 | .0 | .0 | .0 | .0 | .0 | .0 |
| **16m/s** | .0 | .0 | .0 | .0 | .0 | .0 | .0 | .0 | .0 | .0 | .0 | .0 | .0 | .0 | .0 | .0 | .0 |
| **18m/s** | .0 | .0 | .0 | .0 | .0 | .0 | .0 | .0 | .0 | .0 | .0 | .0 | .0 | .0 | .0 | .0 | .0 |
| **20m/s** | .0 | .0 | .0 | .0 | .0 | .0 | .0 | .0 | .0 | .0 | .0 | .0 | .0 | .0 | .0 | .0 | .0 |
| **25m/s** | .0 | .0 | .0 | .0 | .0 | .0 | .0 | .0 | .0 | .0 | .0 | .0 | .0 | .0 | .0 | .0 | .0 |
| **30m/s** | .0 | .0 | .0 | .0 | .0 | .0 | .0 | .0 | .0 | .0 | .0 | .0 | .0 | .0 | .0 | .0 | .0 |
| **35m/s** | .0 | .0 | .0 | .0 | .0 | .0 | .0 | .0 | .0 | .0 | .0 | .0 | .0 | .0 | .0 | .0 | .0 |
| **40m/s** | .0 | .0 | .0 | .0 | .0 | .0 | .0 | .0 | .0 | .0 | .0 | .0 | .0 | .0 | .0 | .0 | .0 |
| **100m/s** | | | | | | | | | | | | | | | | | |
| 合計 (%) | 7.4 | 4.7 | 6.0 | 11.9 | 11.0 | 3.2 | 1.4 | 2.2 | 1.8 | 1.5 | 3.5 | 13.6 | 17.1 | 8.8 | .8 | 5.1 | 100.0 |

[註**1**]: 風速介於 **2.0m/s~ 3.0m/s** 佔 **28.9%** 。主風向 **W** 佔 **17.1%** 。

[註**2**]: 風速平均值 **= 3.3m/s** , 風速最大值 **= 8.7m/s** , 其風向爲 **E** 。

[註**3**]: 風速小於**5m/s** 佔 **88.5%**; 介於**5~10m/s** 佔 **11.5%** ; 風速大於**10m/s** 佔 **.0%**。

[註**4**]: 風向介於 **N~E** 佔 **32.9%**;**E~S** 佔 **11.9%** ;**S~W** 佔 **31.9%** ;**W~N** 佔 **23.2%**; 靜風佔 **.0%** 。

[註**5**]: 資料每小時記錄一次 , 合計 **720**筆 **(100.0%)** , 檔名 **: W079HLW0.1HA** 。

# 表6.6.11　2007年 10月 花蓮港測站 W 風速及風向聯合分佈百分比 (%) 統計表

**2007年10月 1日 0時 ~ 2007年10月31日23時**

| 風向<br>風速 | N | NNE | NE | ENE | E | ESE | SE | SSE | S | SSW | SW | WSW | W | WNW | NW | NNW | 合計<br>(%) |
|---|---|---|---|---|---|---|---|---|---|---|---|---|---|---|---|---|---|
| **.3m/s** | .5 | .5 | .1 | .3 | .0 | .0 | .0 | .0 | .0 | .0 | .0 | .0 | .7 | .7 | .0 | .0 | 2.8 |
| **1m/s** | 2.2 | 1.5 | .8 | .5 | .0 | .1 | .0 | .1 | .1 | .5 | .3 | 1.1 | 2.7 | 4.2 | .1 | 1.5 | 15.7 |
| **2m/s** | 2.2 | 3.4 | 1.6 | 2.2 | 1.1 | .0 | .0 | .0 | .0 | .0 | .1 | 1.2 | 4.8 | 4.7 | .0 | 1.9 | 23.1 |
| **3m/s** | .8 | 4.4 | 3.9 | 2.8 | 1.3 | .1 | .0 | .0 | .0 | .0 | .7 | .8 | 1.3 | .3 | .1 | 1.2 | 17.9 |
| **4m/s** | .5 | 2.7 | 1.7 | 3.8 | 2.0 | .1 | .0 | .0 | .0 | .3 | .3 | .5 | .5 | .3 | .0 | .3 | 13.0 |
| **5m/s** | .0 | 1.2 | 2.0 | 2.2 | 1.9 | .0 | .0 | .0 | .0 | .1 | .4 | .3 | .0 | .0 | .0 | .0 | 8.1 |
| **6m/s** | .0 | .4 | 1.6 | 3.6 | .8 | .0 | .0 | .0 | .0 | .1 | .1 | .3 | .0 | .0 | .0 | .0 | 7.0 |
| **7m/s** | .0 | .3 | 1.3 | 2.2 | .9 | .0 | .0 | .0 | .0 | .0 | .1 | .1 | .0 | .0 | .0 | .0 | 5.0 |
| **8m/s** | .0 | .3 | .7 | 3.2 | .1 | .0 | .0 | .0 | .0 | .1 | .1 | .3 | .0 | .0 | .0 | .0 | 4.8 |
| **10m/s** | .0 | .3 | .4 | .4 | .0 | .0 | .0 | .0 | .0 | .0 | .0 | .0 | .0 | .1 | .0 | .0 | 1.2 |
| **12m/s** | .0 | .0 | .5 | .1 | .0 | .0 | .0 | .0 | .0 | .0 | .0 | .0 | .0 | .0 | .0 | .0 | .7 |
| **14m/s** | .0 | .0 | .3 | .0 | .0 | .0 | .0 | .0 | .0 | .1 | .0 | .0 | .0 | .0 | .0 | .0 | .4 |
| **16m/s** | .0 | .0 | .0 | .0 | .0 | .0 | .0 | .0 | .0 | .0 | .0 | .0 | .0 | .0 | .0 | .0 | .0 |
| **18m/s** | .0 | .0 | .0 | .0 | .0 | .0 | .0 | .0 | .0 | .0 | .0 | .0 | .1 | .0 | .0 | .0 | .1 |
| **20m/s** | .0 | .0 | .0 | .0 | .0 | .0 | .0 | .0 | .0 | .0 | .0 | .0 | .0 | .0 | .0 | .0 | .0 |
| **25m/s** | .0 | .0 | .0 | .0 | .0 | .0 | .0 | .0 | .0 | .0 | .0 | .0 | .0 | .1 | .0 | .0 | .1 |
| **30m/s** | .0 | .0 | .0 | .0 | .0 | .0 | .0 | .0 | .0 | .0 | .0 | .0 | .0 | .0 | .0 | .0 | .0 |
| **35m/s** | .0 | .0 | .0 | .0 | .0 | .0 | .0 | .0 | .0 | .0 | .0 | .0 | .0 | .0 | .0 | .0 | .0 |
| **40m/s** | .0 | .0 | .0 | .0 | .0 | .0 | .0 | .0 | .0 | .0 | .0 | .0 | .0 | .0 | .0 | .0 | .0 |
| **100m/s** | | | | | | | | | | | | | | | | | |
| 合計 (%) | 6.2 | 14.9 | 15.1 | 21.2 | 8.2 | .4 | .0 | .1 | .1 | 1.3 | 2.2 | 4.6 | 10.2 | 10.3 | .3 | 4.8 | 100.0 |

[註1]: 風速介於 **2.0m/s~ 3.0m/s** 佔 **23.1%** 。主風向 **ENE** 佔 **21.2%** 。

[註2]: 風速平均值 = **4.1m/s** , 風速最大值 = **26.8m/s** , 其風向爲 **WNW**。

[註3]: 風速小於**5m/s** 佔 **72.6%**; 介於**5~10m/s** 佔 **24.9%** ; 風速大於**10m/s** 佔 **2.6%**。

[註4]: 風向介於 **N~E** 佔 **60.5%**;**E~S** 佔 **2.4%** ;**S~W** 佔 **14.7%** ;**W~N** 佔 **22.4%**; 靜風佔 **.0%** 。

[註5]: 資料每小時記錄一次 , 合計 **744**筆 **(100.0%)** , 檔名 : **W07AHLW0.1HA** 。

# 表6.6.12　2007年 11月 花蓮港測站 W 風速及風向聯合分佈百分比 (%) 統計表

**2007年11月 1日 0時 ~ 2007年11月30日23時**

| 風向<br>風速 | N | NNE | NE | ENE | E | ESE | SE | SSE | S | SSW | SW | WSW | W | WNW | NW | NNW | 合計<br>(%) |
|---|---|---|---|---|---|---|---|---|---|---|---|---|---|---|---|---|---|
| **.3m/s** | .2 | .0 | .0 | .0 | .0 | .0 | .2 | .0 | .0 | .0 | .0 | .0 | .2 | .7 | .2 | .0 | 1.7 |
| **1m/s** | 1.2 | 1.5 | 1.5 | 1.2 | .2 | .2 | .0 | .0 | .0 | .0 | .0 | 1.2 | 2.2 | 2.7 | .2 | 2.0 | 14.4 |
| **2m/s** | 2.0 | 2.7 | 2.2 | 1.0 | .5 | .5 | .0 | .2 | .0 | .0 | .5 | 2.2 | 4.7 | 5.0 | .2 | 2.0 | 23.8 |
| **3m/s** | .0 | 2.5 | 2.7 | 1.2 | 1.5 | .2 | .0 | .0 | .0 | .0 | 1.0 | 1.5 | 3.0 | 1.0 | .2 | .5 | 15.3 |
| **4m/s** | .5 | 2.2 | 2.7 | 3.5 | 1.2 | .0 | .0 | .0 | .0 | .0 | .0 | .2 | .0 | .2 | .0 | .0 | 10.6 |
| **5m/s** | .0 | 1.0 | 5.9 | 3.5 | .5 | .0 | .0 | .0 | .0 | .0 | .0 | .0 | .0 | .0 | .0 | .0 | 10.9 |
| **6m/s** | .0 | .2 | 4.2 | 3.7 | .7 | .0 | .0 | .0 | .0 | .0 | .0 | .0 | .0 | .0 | .0 | .0 | 8.9 |
| **7m/s** | .0 | .0 | 2.5 | 3.5 | .0 | .0 | .0 | .0 | .0 | .0 | .0 | .0 | .0 | .0 | .0 | .0 | 5.9 |
| **8m/s** | .0 | .2 | 2.5 | 4.7 | .0 | .0 | .0 | .0 | .0 | .0 | .0 | .0 | .0 | .0 | .0 | .0 | 7.4 |
| **10m/s** | .0 | .0 | .0 | .2 | .2 | .0 | .0 | .0 | .0 | .0 | .0 | .0 | .0 | .0 | .0 | .0 | .5 |
| **12m/s** | .0 | .0 | .2 | .2 | .0 | .0 | .0 | .0 | .0 | .0 | .0 | .0 | .0 | .0 | .0 | .0 | .5 |
| **14m/s** | .0 | .0 | .0 | .0 | .0 | .0 | .0 | .0 | .0 | .0 | .0 | .0 | .0 | .0 | .0 | .0 | .0 |
| **16m/s** | .0 | .0 | .0 | .0 | .0 | .0 | .0 | .0 | .0 | .0 | .0 | .0 | .0 | .0 | .0 | .0 | .0 |
| **18m/s** | .0 | .0 | .0 | .0 | .0 | .0 | .0 | .0 | .0 | .0 | .0 | .0 | .0 | .0 | .0 | .0 | .0 |
| **20m/s** | .0 | .0 | .0 | .0 | .0 | .0 | .0 | .0 | .0 | .0 | .0 | .0 | .0 | .0 | .0 | .0 | .0 |
| **25m/s** | .0 | .0 | .0 | .0 | .0 | .0 | .0 | .0 | .0 | .0 | .0 | .0 | .0 | .0 | .0 | .0 | .0 |
| **30m/s** | .0 | .0 | .0 | .0 | .0 | .0 | .0 | .0 | .0 | .0 | .0 | .0 | .0 | .0 | .0 | .0 | .0 |
| **35m/s** | .0 | .0 | .0 | .0 | .0 | .0 | .0 | .0 | .0 | .0 | .0 | .0 | .0 | .0 | .0 | .0 | .0 |
| **40m/s** | .0 | .0 | .0 | .0 | .0 | .0 | .0 | .0 | .0 | .0 | .0 | .0 | .0 | .0 | .0 | .0 | .0 |
| **100m/s** | | | | | | | | | | | | | | | | | |
| 合計 (%) | 4.0 | 10.4 | 24.5 | 22.8 | 5.0 | 1.0 | .2 | .2 | .0 | .0 | 1.5 | 5.2 | 10.1 | 9.7 | 1.0 | 4.5 | 100.0 |

[註1]: 風速介於 **2.0m/s~ 3.0m/s** 佔 **23.8%** 。主風向 **NE** 佔 **24.5%** 。

[註2]: 風速平均值 = **4.2m/s** , 風速最大值 = **12.7m/s** , 其風向爲 **ENE**。

[註3]: 風速小於**5m/s** 佔 **65.8%**; 介於**5~10m/s** 佔 **33.2%** ; 風速大於**10m/s** 佔 **1.0%**。

[註4]: 風向介於 **N~E** 佔 **62.9%**;**E~S** 佔 **3.0%** ;**S~W** 佔 **12.4%** ;**W~N** 佔 **21.8%**; 靜風佔 **.0%** 。

[註5]: 資料每小時記錄一次 , 合計 **404**筆 ( **56.1%**) , 檔名 : **W07BHLW0.1HA** 。

# 表6.6.13　2007年 冬季 花蓮港測站 W 風速及風向聯合分佈百分比 (%) 統計表

**2006年12月 1日 1時 ~ 2007年 2月28日23時**

| 風向<br>風速 | N | NNE | NE | ENE | E | ESE | SE | SSE | S | SSW | SW | WSW | W | WNW | NW | NNW | 合計<br>(%) |
|---|---|---|---|---|---|---|---|---|---|---|---|---|---|---|---|---|---|
| **.3m/s** | .2 | .2 | .0 | .0 | .1 | .1 | .2 | .0 | .0 | .0 | .0 | .1 | .1 | .4 | .1 | .2 | 2.1 |
| **1m/s** | 1.8 | 1.1 | .8 | .8 | .5 | .4 | .3 | .3 | .1 | .2 | .3 | .8 | 2.0 | 3.3 | .6 | 2.1 | 15.4 |
| **2m/s** | 1.8 | 2.0 | 1.9 | 1.7 | .6 | .4 | .2 | .6 | .3 | .3 | .3 | 2.7 | 5.9 | 5.6 | .2 | 1.8 | 26.2 |
| **3m/s** | .6 | 2.2 | 1.5 | 2.1 | 1.5 | .5 | .1 | .3 | .0 | .2 | .3 | 2.8 | 3.9 | 1.0 | .0 | .1 | 17.1 |
| **4m/s** | .0 | 1.1 | 1.9 | 2.5 | 1.4 | .1 | .1 | .6 | .5 | .1 | .0 | 1.7 | 2.1 | .1 | .0 | .0 | 12.1 |
| **5m/s** | .0 | .7 | 2.0 | 2.8 | 1.3 | .0 | .0 | .2 | .2 | .1 | .1 | .7 | .4 | .0 | .0 | .0 | 8.5 |
| **6m/s** | .0 | .3 | 1.8 | 2.8 | .5 | .0 | .0 | .0 | .0 | .1 | .0 | .1 | .0 | .0 | .0 | .0 | 5.8 |
| **7m/s** | .0 | .0 | 1.0 | 2.6 | .6 | .0 | .0 | .0 | .1 | .0 | .0 | .0 | .0 | .0 | .0 | .0 | 4.4 |
| **8m/s** | .0 | .0 | 1.4 | 3.3 | .9 | .0 | .0 | .0 | .2 | .2 | .0 | .0 | .0 | .0 | .0 | .0 | 6.0 |
| **10m/s** | .0 | .0 | .4 | 1.3 | .1 | .0 | .0 | .0 | .1 | .2 | .0 | .0 | .0 | .0 | .0 | .0 | 2.1 |
| **12m/s** | .0 | .0 | .0 | .1 | .1 | .0 | .0 | .0 | .0 | .0 | .0 | .0 | .0 | .0 | .0 | .0 | .3 |
| **14m/s** | .0 | .0 | .0 | .0 | .0 | .0 | .0 | .0 | .0 | .0 | .0 | .0 | .0 | .0 | .0 | .0 | .0 |
| **16m/s** | .0 | .0 | .0 | .0 | .0 | .0 | .0 | .0 | .0 | .0 | .0 | .0 | .0 | .0 | .0 | .0 | .0 |
| **18m/s** | .0 | .0 | .0 | .0 | .0 | .0 | .0 | .0 | .0 | .0 | .0 | .0 | .0 | .0 | .0 | .0 | .0 |
| **20m/s** | .0 | .0 | .0 | .0 | .0 | .0 | .0 | .0 | .0 | .0 | .0 | .0 | .0 | .0 | .0 | .0 | .0 |
| **25m/s** | .0 | .0 | .0 | .0 | .0 | .0 | .0 | .0 | .0 | .0 | .0 | .0 | .0 | .0 | .0 | .0 | .0 |
| **30m/s** | .0 | .0 | .0 | .0 | .0 | .0 | .0 | .0 | .0 | .0 | .0 | .0 | .0 | .0 | .0 | .0 | .0 |
| **35m/s** | .0 | .0 | .0 | .0 | .0 | .0 | .0 | .0 | .0 | .0 | .0 | .0 | .0 | .0 | .0 | .0 | .0 |
| **40m/s** | .0 | .0 | .0 | .0 | .0 | .0 | .0 | .0 | .0 | .0 | .0 | .0 | .0 | .0 | .0 | .0 | .0 |
| **100m/s** | | | | | | | | | | | | | | | | | |
| 合計 (%) | 4.4 | 7.6 | 12.6 | 20.1 | 7.7 | 1.5 | .9 | 2.0 | 1.5 | 1.6 | 1.1 | 8.9 | 14.4 | 10.4 | .9 | 4.2 | 100.0 |

[註1]: 風速介於 **2.0m/s~ 3.0m/s** 佔 **26.2%** 。主風向 **ENE** 佔 **20.1%** 。

[註2]: 風速平均值 = **4.0m/s** , 風速最大值 = **14.2m/s** , 其風向爲 **E** 。

[註3]: 風速小於**5m/s** 佔 **73.0%**; 介於**5~10m/s** 佔 **24.6%** ; 風速大於**10m/s** 佔 **2.4%**。

[註4]: 風向介於 **N~E** 佔 **48.5%**;**E~S** 佔 **6.8%** ;**S~W** 佔 **20.5%** ;**W~N** 佔 **24.2%**; 靜風佔 **.0%** 。

[註5]: 資料每小時記錄一次 , 合計 **2159**筆 **(100.0%)** , 檔名 : **W07WHLW0.1HY** 。

# 表6.6.14　2007年 春季 花蓮港測站 W 風速及風向聯合分佈百分比 (%) 統計表

**2007年 3月 1日 0時 ~ 2007年 5月31日23時**

| 風向<br>風速 | N | NNE | NE | ENE | E | ESE | SE | SSE | S | SSW | SW | WSW | W | WNW | NW | NNW | 合計<br>(%) |
|---|---|---|---|---|---|---|---|---|---|---|---|---|---|---|---|---|---|
| **.3m/s** | .7 | .1 | .2 | .2 | .3 | .1 | .1 | .1 | .2 | .3 | .2 | .3 | .4 | .3 | .1 | .9 | 4.5 |
| **1m/s** | 2.1 | 1.6 | .8 | .9 | .9 | 1.0 | .5 | 1.0 | .4 | .7 | .7 | 1.1 | 2.2 | 3.7 | .5 | 1.9 | 19.8 |
| **2m/s** | 1.4 | 1.8 | 1.1 | 1.4 | 1.6 | 1.4 | 1.0 | 1.2 | 1.0 | .8 | .9 | 2.9 | 5.4 | 4.5 | .1 | 1.0 | 27.4 |
| **3m/s** | .7 | 1.2 | 1.4 | 1.0 | 1.7 | 1.3 | .1 | .9 | .7 | .3 | .7 | 3.3 | 5.3 | 1.0 | .0 | .2 | 19.6 |
| **4m/s** | .2 | .8 | .9 | 1.0 | 2.1 | .3 | .1 | .6 | .7 | .1 | .1 | 2.8 | 2.1 | .1 | .0 | .0 | 11.9 |
| **5m/s** | .0 | .2 | .9 | 1.5 | .6 | .0 | .1 | .5 | .5 | .1 | .0 | 1.0 | .5 | .0 | .0 | .0 | 6.1 |
| **6m/s** | .0 | .1 | .7 | 2.2 | .4 | .0 | .0 | .2 | .2 | .2 | .0 | .3 | .1 | .0 | .0 | .0 | 4.3 |
| **7m/s** | .0 | .0 | .6 | .8 | .2 | .0 | .0 | .0 | .0 | .2 | .0 | .0 | .0 | .0 | .0 | .0 | 2.0 |
| **8m/s** | .0 | .1 | .2 | 1.5 | .2 | .0 | .0 | .0 | .4 | .1 | .0 | .0 | .0 | .0 | .0 | .0 | 2.5 |
| **10m/s** | .0 | .0 | .2 | .7 | .1 | .0 | .0 | .0 | .2 | .1 | .0 | .0 | .0 | .0 | .0 | .0 | 1.3 |
| **12m/s** | .0 | .0 | .1 | .1 | .0 | .0 | .0 | .0 | .1 | .0 | .0 | .0 | .0 | .0 | .0 | .0 | .3 |
| **14m/s** | .0 | .0 | .0 | .0 | .0 | .0 | .0 | .0 | .0 | .0 | .0 | .0 | .0 | .0 | .0 | .0 | .0 |
| **16m/s** | .0 | .0 | .0 | .0 | .0 | .0 | .0 | .0 | .0 | .0 | .0 | .0 | .0 | .0 | .0 | .0 | .0 |
| **18m/s** | .0 | .0 | .0 | .0 | .0 | .0 | .0 | .0 | .0 | .0 | .0 | .0 | .0 | .0 | .0 | .0 | .0 |
| **20m/s** | .0 | .0 | .0 | .0 | .0 | .0 | .0 | .0 | .0 | .0 | .0 | .0 | .0 | .0 | .0 | .0 | .0 |
| **25m/s** | .0 | .0 | .0 | .0 | .0 | .0 | .0 | .0 | .0 | .0 | .0 | .0 | .0 | .0 | .0 | .0 | .0 |
| **30m/s** | .0 | .0 | .0 | .0 | .0 | .0 | .0 | .0 | .0 | .0 | .0 | .0 | .0 | .0 | .0 | .0 | .0 |
| **35m/s** | .0 | .0 | .0 | .0 | .0 | .0 | .0 | .0 | .0 | .0 | .0 | .0 | .0 | .0 | .0 | .0 | .0 |
| **40m/s** | .0 | .0 | .0 | .0 | .0 | .0 | .0 | .0 | .0 | .0 | .0 | .0 | .0 | .0 | .0 | .0 | .0 |
| **100m/s** | | | | | | | | | | | | | | | | | |
| 合計 (%) | 5.1 | 6.0 | 7.2 | 11.1 | 8.1 | 4.2 | 1.9 | 4.4 | 4.5 | 2.8 | 2.6 | 11.7 | 16.0 | 9.6 | .7 | 4.0 | 99.9 |

[註**1**]: 風速介於 **2.0m/s~ 3.0m/s** 佔 **27.4%** 。主風向 **W** 佔 **16.0%** 。

[註**2**]: 風速平均值 **= 3.4m/s** , 風速最大值 **= 14.2m/s** , 其風向爲 **S** 。

[註**3**]: 風速小於**5m/s** 佔 **83.3%**; 介於**5~10m/s** 佔 **15.0%** ; 風速大於**10m/s** 佔 **1.7%**。

[註**4**]: 風向介於 **N~E** 佔 **31.4%**;**E~S** 佔 **15.8%** ;**S~W** 佔 **30.1%** ;**W~N** 佔 **22.6%**; 靜風佔 **.1%** 。

[註**5**]: 資料每小時記錄一次 , 合計 **2208**筆 **(100.0%)** , 檔名 : **W07NHLW0.1HY** 。

# 表6.6.15　2007年 夏季 花蓮港測站 W 風速及風向聯合分佈百分比 (%) 統計表

**2007年 6月 1日 0時 ~ 2007年 8月31日23時**

| 風向<br>風速 | N | NNE | NE | ENE | E | ESE | SE | SSE | S | SSW | SW | WSW | W | WNW | NW | NNW | 合計<br>(%) |
|---|---|---|---|---|---|---|---|---|---|---|---|---|---|---|---|---|---|
| **.3m/s** | .5 | .1 | .1 | .2 | .5 | .2 | .1 | .4 | .4 | .4 | .2 | .1 | .4 | .8 | .0 | .2 | 4.6 |
| **1m/s** | 1.5 | .8 | .7 | .5 | .8 | 1.1 | .5 | 1.0 | 1.0 | 1.2 | 1.4 | 1.5 | 2.2 | 2.8 | .3 | 1.3 | 18.5 |
| **2m/s** | 1.0 | 1.1 | .9 | .5 | 1.6 | 2.0 | 1.1 | 1.7 | .8 | 2.0 | 1.6 | 4.3 | 4.0 | 1.6 | .1 | .2 | 24.6 |
| **3m/s** | .3 | .6 | .4 | .9 | 1.4 | 1.5 | 1.1 | 2.4 | 1.0 | .9 | 1.2 | 5.9 | 4.8 | .3 | .0 | .1 | 22.7 |
| **4m/s** | .2 | .7 | .5 | .8 | 1.4 | .5 | .2 | 1.3 | 1.4 | .8 | .6 | 3.5 | 2.4 | .2 | .0 | .1 | 14.5 |
| **5m/s** | .2 | .4 | .3 | .4 | 1.2 | .0 | .2 | .6 | 1.3 | .7 | .4 | .7 | .4 | .0 | .0 | .0 | 6.8 |
| **6m/s** | .0 | .0 | .1 | .2 | .2 | .0 | .0 | .2 | .8 | .6 | .1 | .1 | .0 | .0 | .0 | .0 | 2.5 |
| **7m/s** | .0 | .0 | .0 | .0 | .0 | .0 | .0 | .1 | .9 | .5 | .0 | .0 | .0 | .0 | .0 | .0 | 1.5 |
| **8m/s** | .0 | .0 | .0 | .1 | .0 | .0 | .0 | .0 | 1.1 | .7 | .0 | .0 | .0 | .0 | .0 | .0 | 2.0 |
| **10m/s** | .0 | .1 | .0 | .0 | .0 | .0 | .0 | .0 | .4 | .3 | .0 | .0 | .0 | .0 | .0 | .0 | .8 |
| **12m/s** | .0 | .0 | .0 | .0 | .0 | .0 | .0 | .0 | .3 | .0 | .0 | .0 | .0 | .0 | .0 | .0 | .4 |
| **14m/s** | .0 | .0 | .0 | .0 | .0 | .0 | .0 | .0 | .0 | .0 | .0 | .0 | .0 | .0 | .0 | .0 | .0 |
| **16m/s** | .0 | .0 | .0 | .0 | .0 | .0 | .1 | .1 | .0 | .1 | .0 | .0 | .0 | .0 | .0 | .0 | .4 |
| **18m/s** | .0 | .0 | .0 | .0 | .0 | .1 | .1 | .0 | .0 | .0 | .0 | .0 | .0 | .0 | .0 | .0 | .4 |
| **20m/s** | .0 | .0 | .0 | .0 | .0 | .0 | .0 | .0 | .0 | .0 | .0 | .0 | .0 | .0 | .0 | .0 | .1 |
| **25m/s** | .0 | .0 | .0 | .0 | .0 | .0 | .0 | .0 | .0 | .0 | .0 | .0 | .0 | .0 | .0 | .0 | .0 |
| **30m/s** | .0 | .0 | .0 | .0 | .0 | .0 | .0 | .0 | .0 | .0 | .0 | .0 | .0 | .0 | .0 | .0 | .0 |
| **35m/s** | .0 | .0 | .0 | .0 | .0 | .0 | .0 | .0 | .0 | .0 | .0 | .0 | .0 | .0 | .0 | .0 | .0 |
| **40m/s** | .0 | .0 | .0 | .0 | .0 | .0 | .0 | .0 | .0 | .0 | .0 | .0 | .0 | .0 | .0 | .0 | .0 |
| **100m/s** | | | | | | | | | | | | | | | | | |
| 合計 (%) | 3.8 | 3.9 | 3.1 | 3.7 | 7.2 | 5.5 | 3.4 | 7.8 | 9.5 | 8.2 | 5.6 | 16.0 | 14.2 | 5.7 | .6 | 1.9 | 100.0 |

[註**1**]: 風速介於 **2.0m/s~ 3.0m/s** 佔 **24.6%** 。主風向 **WSW** 佔 **16.0%** 。

[註**2**]: 風速平均值 **= 3.5m/s** , 風速最大值 **= 21.1m/s** , 其風向爲 **S** 。

[註**3**]: 風速小於**5m/s** 佔 **85.1%**; 介於**5~10m/s** 佔 **12.9%** ; 風速大於**10m/s** 佔 **2.0%**。

[註**4**]: 風向介於 **N~E** 佔 **16.3%**;**E~S** 佔 **23.9%** ;**S~W** 佔 **45.3%** ;**W~N** 佔 **14.4%**; 靜風佔 **.0%** 。

[註**5**]: 資料每小時記錄一次 , 合計 **2208**筆 **(100.0%)** , 檔名 : **W07SHLW0.1HY** 。

# 表6.6.16　2007年 秋季 花蓮港測站 W 風速及風向聯合分佈百分比 (%) 統計表

**2007年 9月 1日 0時 ~ 2007年11月30日23時**

| 風向<br>風速 | N | NNE | NE | ENE | E | ESE | SE | SSE | S | SSW | SW | WSW | W | WNW | NW | NNW | 合計<br>(%) |
|---|---|---|---|---|---|---|---|---|---|---|---|---|---|---|---|---|---|
| **.3m/s** | .3 | .2 | .2 | .2 | .1 | .0 | .2 | .0 | .0 | .1 | .1 | .1 | .4 | .5 | .1 | .2 | 2.6 |
| **1m/s** | 1.8 | 1.3 | 1.0 | .7 | .5 | .3 | .1 | .1 | .2 | .3 | .5 | 1.3 | 2.1 | 3.4 | .2 | 1.8 | 15.6 |
| **2m/s** | 2.5 | 2.5 | 1.6 | 1.7 | .9 | .3 | .1 | .3 | .3 | .2 | .6 | 2.5 | 5.3 | 4.7 | .2 | 1.8 | 25.5 |
| **3m/s** | .7 | 2.9 | 2.8 | 2.0 | 2.0 | .7 | .3 | .3 | .2 | .1 | .6 | 2.5 | 3.7 | .7 | .1 | .7 | 20.3 |
| **4m/s** | .6 | 1.6 | 1.6 | 3.3 | 2.1 | .2 | .1 | .2 | .1 | .2 | .4 | 1.1 | 1.3 | .2 | .1 | .3 | 13.3 |
| **5m/s** | .2 | .7 | 2.4 | 2.2 | 1.4 | .1 | .0 | .0 | .0 | .1 | .2 | .4 | .0 | .0 | .0 | .0 | 7.7 |
| **6m/s** | .0 | .2 | 1.6 | 3.1 | 1.0 | .0 | .0 | .1 | .0 | .1 | .1 | .1 | .0 | .0 | .0 | .0 | 6.2 |
| **7m/s** | .0 | .2 | 1.1 | 2.1 | .5 | .0 | .0 | .0 | .0 | .0 | .1 | .1 | .0 | .0 | .0 | .0 | 4.0 |
| **8m/s** | .0 | .2 | .9 | 2.4 | .1 | .0 | .0 | .0 | .0 | .1 | .1 | .1 | .0 | .0 | .0 | .0 | 3.7 |
| **10m/s** | .0 | .1 | .2 | .2 | .1 | .0 | .0 | .0 | .0 | .0 | .0 | .0 | .0 | .1 | .0 | .0 | .6 |
| **12m/s** | .0 | .0 | .3 | .1 | .0 | .0 | .0 | .0 | .0 | .0 | .0 | .0 | .0 | .0 | .0 | .0 | .4 |
| **14m/s** | .0 | .0 | .1 | .0 | .0 | .0 | .0 | .0 | .0 | .1 | .0 | .0 | .0 | .0 | .0 | .0 | .2 |
| **16m/s** | .0 | .0 | .0 | .0 | .0 | .0 | .0 | .0 | .0 | .0 | .0 | .0 | .0 | .0 | .0 | .0 | .0 |
| **18m/s** | .0 | .0 | .0 | .0 | .0 | .0 | .0 | .0 | .0 | .0 | .0 | .0 | .1 | .0 | .0 | .0 | .1 |
| **20m/s** | .0 | .0 | .0 | .0 | .0 | .0 | .0 | .0 | .0 | .0 | .0 | .0 | .0 | .0 | .0 | .0 | .0 |
| **25m/s** | .0 | .0 | .0 | .0 | .0 | .0 | .0 | .0 | .0 | .0 | .0 | .0 | .0 | .1 | .0 | .0 | .1 |
| **30m/s** | .0 | .0 | .0 | .0 | .0 | .0 | .0 | .0 | .0 | .0 | .0 | .0 | .0 | .0 | .0 | .0 | .0 |
| **35m/s** | .0 | .0 | .0 | .0 | .0 | .0 | .0 | .0 | .0 | .0 | .0 | .0 | .0 | .0 | .0 | .0 | .0 |
| **40m/s** | .0 | .0 | .0 | .0 | .0 | .0 | .0 | .0 | .0 | .0 | .0 | .0 | .0 | .0 | .0 | .0 | .0 |
| **100m/s** | | | | | | | | | | | | | | | | | |
| 合計 (%) | 6.2 | 10.0 | 13.6 | 18.0 | 8.6 | 1.6 | .6 | 1.0 | .7 | 1.1 | 2.5 | 8.2 | 12.8 | 9.6 | .6 | 4.9 | 100.0 |

[註1]: 風速介於 **2.0m/s~ 3.0m/s** 佔 **25.5%** 。主風向 **ENE** 佔 **18.0%** 。

[註2]: 風速平均值 = **3.8m/s** , 風速最大值 = **26.8m/s** , 其風向爲 **WNW**。

[註3]: 風速小於**5m/s** 佔 **77.2%**; 介於**5~10m/s** 佔 **21.5%** ; 風速大於**10m/s** 佔 **1.2%**。

[註4]: 風向介於 **N~E** 佔 **50.4%**;**E~S** 佔 **6.2%** ;**S~W** 佔 **20.8%** ;**W~N** 佔 **22.6%**; 靜風佔 **.0%** 。

[註5]: 資料每小時記錄一次 , 合計 **1868**筆 ( **85.5%**) , 檔名 : **W07FHLW0.1HY** 。

# 表6.6.17　2007年 整年 花蓮港測站 W 風速及風向聯合分佈百分比 (%) 統計表

**2006年12月 1日 1時 ~ 2007年11月30日23時**

| 風向<br>風速 | N | NNE | NE | ENE | E | ESE | SE | SSE | S | SSW | SW | WSW | W | WNW | NW | NNW | 合計<br>(%) |
|---|---|---|---|---|---|---|---|---|---|---|---|---|---|---|---|---|---|
| **.3m/s** | .5 | .2 | .1 | .2 | .2 | .1 | .2 | .1 | .2 | .2 | .1 | .2 | .3 | .5 | .1 | .4 | 3.5 |
| **1m/s** | 1.8 | 1.2 | .8 | .7 | .7 | .7 | .3 | .6 | .4 | .6 | .7 | 1.2 | 2.1 | 3.3 | .4 | 1.8 | 17.4 |
| **2m/s** | 1.6 | 1.8 | 1.4 | 1.3 | 1.2 | 1.1 | .6 | 1.0 | .6 | .9 | .9 | 3.1 | 5.1 | 4.1 | .2 | 1.2 | 26.0 |
| **3m/s** | .6 | 1.7 | 1.5 | 1.5 | 1.6 | 1.0 | .4 | 1.0 | .5 | .4 | .7 | 3.7 | 4.4 | .8 | .0 | .3 | 19.9 |
| **4m/s** | .2 | 1.0 | 1.2 | 1.8 | 1.7 | .3 | .1 | .7 | .7 | .3 | .3 | 2.3 | 2.0 | .1 | .0 | .1 | 13.0 |
| **5m/s** | .1 | .5 | 1.3 | 1.7 | 1.1 | .0 | .1 | .3 | .5 | .3 | .2 | .7 | .3 | .0 | .0 | .0 | 7.2 |
| **6m/s** | .0 | .2 | 1.0 | 2.0 | .5 | .0 | .0 | .1 | .3 | .2 | .1 | .1 | .0 | .0 | .0 | .0 | 4.6 |
| **7m/s** | .0 | .1 | .7 | 1.3 | .3 | .0 | .0 | .0 | .3 | .2 | .0 | .0 | .0 | .0 | .0 | .0 | 2.9 |
| **8m/s** | .0 | .1 | .6 | 1.8 | .3 | .0 | .0 | .0 | .5 | .3 | .0 | .0 | .0 | .0 | .0 | .0 | 3.6 |
| **10m/s** | .0 | .0 | .2 | .6 | .1 | .0 | .0 | .0 | .2 | .2 | .0 | .0 | .0 | .0 | .0 | .0 | 1.2 |
| **12m/s** | .0 | .0 | .1 | .1 | .0 | .0 | .0 | .0 | .1 | .0 | .0 | .0 | .0 | .0 | .0 | .0 | .3 |
| **14m/s** | .0 | .0 | .0 | .0 | .0 | .0 | .0 | .0 | .0 | .0 | .0 | .0 | .0 | .0 | .0 | .0 | .1 |
| **16m/s** | .0 | .0 | .0 | .0 | .0 | .0 | .0 | .0 | .0 | .0 | .0 | .0 | .0 | .0 | .0 | .0 | .1 |
| **18m/s** | .0 | .0 | .0 | .0 | .0 | .0 | .0 | .0 | .0 | .0 | .0 | .0 | .0 | .0 | .0 | .0 | .1 |
| **20m/s** | .0 | .0 | .0 | .0 | .0 | .0 | .0 | .0 | .0 | .0 | .0 | .0 | .0 | .0 | .0 | .0 | .0 |
| **25m/s** | .0 | .0 | .0 | .0 | .0 | .0 | .0 | .0 | .0 | .0 | .0 | .0 | .0 | .0 | .0 | .0 | .0 |
| **30m/s** | .0 | .0 | .0 | .0 | .0 | .0 | .0 | .0 | .0 | .0 | .0 | .0 | .0 | .0 | .0 | .0 | .0 |
| **35m/s** | .0 | .0 | .0 | .0 | .0 | .0 | .0 | .0 | .0 | .0 | .0 | .0 | .0 | .0 | .0 | .0 | .0 |
| **40m/s** | .0 | .0 | .0 | .0 | .0 | .0 | .0 | .0 | .0 | .0 | .0 | .0 | .0 | .0 | .0 | .0 | .0 |
| **100m/s** | | | | | | | | | | | | | | | | | |
| 合計 (%) | 4.8 | 6.8 | 8.9 | 13.0 | 7.8 | 3.3 | 1.8 | 3.9 | 4.2 | 3.5 | 3.0 | 11.3 | 14.4 | 8.8 | .7 | 3.7 | 100.0 |

[註1]: 風速介於 **2.0m/s~ 3.0m/s** 佔 **26.0%** 。主風向 **W** 佔 **14.4%** 。

[註2]: 風速平均值 = **3.7m/s** , 風速最大值 = **26.8m/s** , 其風向爲 **WNW**。

[註3]: 風速小於**5m/s** 佔 **79.8%**; 介於**5~10m/s** 佔 **18.3%** ; 風速大於**10m/s** 佔 **1.9%**。

[註4]: 風向介於 **N~E** 佔 **36.0%**;**E~S** 佔 **13.5%** ;**S~W** 佔 **29.6%** ;**W~N** 佔 **20.9%**; 靜風佔 **.0%** 。

[註5]: 資料每小時記錄一次 , 合計 **8443**筆 ( **96.4%**) , 檔名 : **W070HLW0.1HY** 。

# 表6.6.18　歷年 12月 花蓮港測站 W 風速及風向聯合分佈百分比 (%) 統計表

**2002年12月 1日 1時 ~ 2006年12月31日23時**

| 風向<br>風速 | N | NNE | NE | ENE | E | ESE | SE | SSE | S | SSW | SW | WSW | W | WNW | NW | NNW | 合計<br>(%) |
|---|---|---|---|---|---|---|---|---|---|---|---|---|---|---|---|---|---|
| **.3m/s** | .2 | .1 | .0 | .2 | .1 | .1 | .2 | .1 | .1 | .1 | .1 | .2 | .3 | .5 | .1 | .3 | 2.7 |
| **1m/s** | 2.2 | 1.4 | .9 | .9 | .5 | .3 | .4 | .5 | .1 | .3 | .4 | 1.0 | 2.2 | 4.8 | .7 | 2.2 | 18.8 |
| **2m/s** | 2.3 | 2.0 | 1.7 | 1.3 | .6 | .4 | .2 | .6 | .2 | .3 | .3 | 1.9 | 5.8 | 4.5 | .3 | 2.0 | 24.6 |
| **3m/s** | .5 | 1.6 | 1.7 | 1.6 | 1.1 | .3 | .2 | .4 | .1 | .1 | .1 | 2.3 | 3.9 | 1.0 | .1 | .2 | 15.4 |
| **4m/s** | .2 | .8 | 2.0 | 2.3 | 1.6 | .1 | .1 | .2 | .1 | .1 | .1 | 1.1 | 1.3 | .1 | .0 | .0 | 9.8 |
| **5m/s** | .0 | .5 | 2.0 | 3.1 | 1.4 | .1 | .0 | .1 | .1 | .1 | .1 | .5 | .4 | .0 | .0 | .0 | 8.2 |
| **6m/s** | .0 | .2 | 2.0 | 2.9 | 1.0 | .0 | .0 | .0 | .0 | .0 | .0 | .1 | .1 | .0 | .0 | .0 | 6.4 |
| **7m/s** | .0 | .0 | 1.3 | 2.9 | .7 | .0 | .0 | .0 | .0 | .0 | .0 | .0 | .0 | .0 | .0 | .0 | 5.0 |
| **8m/s** | .0 | .0 | 1.4 | 4.3 | .7 | .1 | .1 | .0 | .0 | .0 | .0 | .0 | .0 | .0 | .0 | .0 | 6.6 |
| **10m/s** | .0 | .0 | .4 | 1.7 | .2 | .0 | .0 | .0 | .1 | .0 | .0 | .0 | .0 | .0 | .0 | .0 | 2.4 |
| **12m/s** | .0 | .0 | .0 | .1 | .0 | .0 | .0 | .0 | .0 | .0 | .0 | .0 | .0 | .0 | .0 | .0 | .1 |
| **14m/s** | .0 | .0 | .0 | .0 | .0 | .0 | .0 | .0 | .0 | .0 | .0 | .0 | .0 | .0 | .0 | .0 | .0 |
| **16m/s** | .0 | .0 | .0 | .0 | .0 | .0 | .0 | .0 | .0 | .0 | .0 | .0 | .0 | .0 | .0 | .0 | .0 |
| **18m/s** | .0 | .0 | .0 | .0 | .0 | .0 | .0 | .0 | .0 | .0 | .0 | .0 | .0 | .0 | .0 | .0 | .0 |
| **20m/s** | .0 | .0 | .0 | .0 | .0 | .0 | .0 | .0 | .0 | .0 | .0 | .0 | .0 | .0 | .0 | .0 | .0 |
| **25m/s** | .0 | .0 | .0 | .0 | .0 | .0 | .0 | .0 | .0 | .0 | .0 | .0 | .0 | .0 | .0 | .0 | .0 |
| **30m/s** | .0 | .0 | .0 | .0 | .0 | .0 | .0 | .0 | .0 | .0 | .0 | .0 | .0 | .0 | .0 | .0 | .0 |
| **35m/s** | .0 | .0 | .0 | .0 | .0 | .0 | .0 | .0 | .0 | .0 | .0 | .0 | .0 | .0 | .0 | .0 | .0 |
| **40m/s** | .0 | .0 | .0 | .0 | .0 | .0 | .0 | .0 | .0 | .0 | .0 | .0 | .0 | .0 | .0 | .0 | .0 |
| **100m/s** | | | | | | | | | | | | | | | | | |
| 合計 (%) | 5.4 | 6.6 | 13.5 | 21.3 | 7.8 | 1.5 | 1.2 | 1.9 | .9 | 1.1 | 1.0 | 7.0 | 14.0 | 10.9 | 1.1 | 4.7 | 100.0 |

[註1]: 風速介於 **2.0m/s~ 3.0m/s** 佔 **24.6%** 。主風向 **ENE** 佔 **21.3%** 。

[註2]: 風速平均值 = **4.0m/s** , 風速最大值 = **15.1m/s** , 其風向爲 **E** 。

[註3]: 風速小於**5m/s** 佔 **71.3%**; 介於**5~10m/s** 佔 **26.1%** ; 風速大於**10m/s** 佔 **2.6%**。

[註4]: 風向介於 **N~E** 佔 **50.2%**;**E~S** 佔 **6.3%** ;**S~W** 佔 **17.9%** ;**W~N** 佔 **25.6%**; 靜風佔 **.0%** 。

[註5]: 資料每小時記錄一次 , 合計 **3715**筆 ( **99.9%**) , 檔名 : **W44CHLW0.1HY** 。

# 表6.6.19　歷年 1月 花蓮港測站 W 風速及風向聯合分佈百分比 (%) 統計表

**2003年 1月 1日 0時 ~ 2007年 1月31日23時**

| 風向<br>風速 | N | NNE | NE | ENE | E | ESE | SE | SSE | S | SSW | SW | WSW | W | WNW | NW | NNW | 合計<br>(%) |
|---|---|---|---|---|---|---|---|---|---|---|---|---|---|---|---|---|---|
| **.3m/s** | .3 | .1 | .1 | .1 | .1 | .0 | .1 | .1 | .1 | .1 | .1 | .2 | .1 | .8 | .1 | .3 | 2.7 |
| **1m/s** | 2.6 | 1.4 | 1.1 | 1.4 | .5 | .3 | .3 | .2 | .1 | .2 | .4 | .9 | 2.4 | 4.8 | .6 | 3.5 | 20.7 |
| **2m/s** | 2.5 | 2.1 | 1.2 | 1.6 | 1.3 | .5 | .1 | .2 | .2 | .2 | .3 | 1.9 | 5.6 | 5.5 | .3 | 2.2 | 25.9 |
| **3m/s** | .6 | 1.4 | 1.7 | 2.1 | 1.3 | .2 | .1 | .2 | .2 | .1 | .2 | 2.0 | 3.9 | .8 | .1 | .2 | 15.1 |
| **4m/s** | .1 | 1.0 | 1.9 | 2.8 | 1.7 | .1 | .0 | .1 | .3 | .1 | .1 | 1.7 | 1.5 | .1 | .0 | .0 | 11.5 |
| **5m/s** | .0 | .5 | 2.2 | 2.9 | 1.1 | .0 | .0 | .1 | .1 | .1 | .0 | .9 | .5 | .0 | .0 | .0 | 8.4 |
| **6m/s** | .0 | .3 | 1.2 | 3.0 | .6 | .0 | .0 | .1 | .2 | .1 | .1 | .1 | .0 | .0 | .0 | .0 | 5.8 |
| **7m/s** | .0 | .1 | .9 | 2.4 | .6 | .0 | .0 | .0 | .2 | .0 | .0 | .0 | .0 | .0 | .0 | .0 | 4.2 |
| **8m/s** | .0 | .0 | .9 | 2.6 | .8 | .0 | .0 | .0 | .1 | .1 | .0 | .0 | .0 | .0 | .0 | .0 | 4.5 |
| **10m/s** | .0 | .0 | .1 | .7 | .1 | .0 | .0 | .0 | .1 | .0 | .0 | .0 | .0 | .0 | .0 | .0 | .9 |
| **12m/s** | .0 | .0 | .0 | .1 | .0 | .0 | .0 | .0 | .0 | .0 | .0 | .0 | .0 | .0 | .0 | .0 | .1 |
| **14m/s** | .0 | .0 | .0 | .0 | .0 | .0 | .0 | .0 | .0 | .0 | .0 | .0 | .0 | .0 | .0 | .0 | .0 |
| **16m/s** | .0 | .0 | .0 | .0 | .0 | .0 | .0 | .0 | .0 | .0 | .0 | .0 | .0 | .0 | .0 | .0 | .0 |
| **18m/s** | .0 | .0 | .0 | .0 | .0 | .0 | .0 | .0 | .0 | .0 | .0 | .0 | .0 | .0 | .0 | .0 | .0 |
| **20m/s** | .0 | .0 | .0 | .0 | .0 | .0 | .0 | .0 | .0 | .0 | .0 | .0 | .0 | .0 | .0 | .0 | .0 |
| **25m/s** | .0 | .0 | .0 | .0 | .0 | .0 | .0 | .0 | .0 | .0 | .0 | .0 | .0 | .0 | .0 | .0 | .0 |
| **30m/s** | .0 | .0 | .0 | .0 | .0 | .0 | .0 | .0 | .0 | .0 | .0 | .0 | .0 | .0 | .0 | .0 | .0 |
| **35m/s** | .0 | .0 | .0 | .0 | .0 | .0 | .0 | .0 | .0 | .0 | .0 | .0 | .0 | .0 | .0 | .0 | .0 |
| **40m/s** | .0 | .0 | .0 | .0 | .0 | .0 | .0 | .0 | .0 | .0 | .0 | .0 | .0 | .0 | .0 | .0 | .0 |
| **100m/s** | | | | | | | | | | | | | | | | | |
| 合計 (%) | 6.1 | 7.0 | 11.5 | 19.8 | 8.0 | 1.2 | .6 | 1.0 | 1.4 | .9 | 1.2 | 7.7 | 14.1 | 12.0 | 1.1 | 6.2 | 99.8 |

[註**1**]: 風速介於 **2.0m/s~ 3.0m/s** 佔 **25.9%** 。主風向 **ENE** 佔 **19.8%** 。

[註**2**]: 風速平均值 **= 3.7m/s** , 風速最大值 **= 14.2m/s** , 其風向爲 **E** 。

[註**3**]: 風速小於**5m/s** 佔 **76.0%**; 介於**5~10m/s** 佔 **22.9%** ; 風速大於**10m/s** 佔 **1.1%**。

[註**4**]: 風向介於 **N~E** 佔 **47.7%**;**E~S** 佔 **4.6%** ;**S~W** 佔 **18.8%** ;**W~N** 佔 **28.7%**; 靜風佔 **.2%** 。

[註**5**]: 資料每小時記錄一次 , 合計 **3720**筆 **(100.0%)** , 檔名 : **W441HLW0.1HY** 。

# 表6.6.20　歷年 2月 花蓮港測站 W 風速及風向聯合分佈百分比 (%) 統計表

**2003年 2月 1日 0時 ~ 2007年 2月28日23時**

| 風向<br>風速 | N | NNE | NE | ENE | E | ESE | SE | SSE | S | SSW | SW | WSW | W | WNW | NW | NNW | 合計<br>(%) |
|---|---|---|---|---|---|---|---|---|---|---|---|---|---|---|---|---|---|
| **.3m/s** | .2 | .1 | .0 | .1 | .0 | .1 | .1 | .1 | .2 | .1 | .1 | .1 | .3 | .5 | .3 | .3 | 2.7 |
| **1m/s** | 2.2 | 1.2 | .8 | .6 | .5 | .4 | .4 | .5 | .5 | .4 | .5 | .6 | 1.5 | 4.0 | .7 | 2.8 | 17.6 |
| **2m/s** | 1.8 | 1.8 | 1.8 | 1.1 | .9 | .4 | .3 | .6 | .2 | .4 | .3 | 2.2 | 5.1 | 5.0 | .2 | 1.9 | 24.0 |
| **3m/s** | .3 | 1.2 | 1.4 | 1.5 | 1.6 | .5 | .3 | .5 | .6 | .2 | .4 | 3.8 | 4.1 | 1.0 | .0 | .1 | 17.6 |
| **4m/s** | .0 | 1.1 | 1.7 | 2.3 | 1.2 | .2 | .0 | .6 | .5 | .1 | .2 | 2.5 | 2.3 | .1 | .0 | .1 | 13.0 |
| **5m/s** | .0 | .4 | 1.7 | 2.2 | .8 | .0 | .0 | .5 | .4 | .3 | .1 | 1.0 | .5 | .0 | .0 | .0 | 7.9 |
| **6m/s** | .0 | .3 | 2.2 | 2.6 | .5 | .0 | .0 | .2 | .2 | .2 | .0 | .2 | .1 | .0 | .0 | .0 | 6.4 |
| **7m/s** | .0 | .1 | 1.0 | 2.0 | .5 | .0 | .0 | .1 | .3 | .2 | .0 | .0 | .0 | .0 | .0 | .0 | 4.2 |
| **8m/s** | .0 | .1 | .9 | 2.5 | .5 | .0 | .0 | .0 | .2 | .2 | .0 | .0 | .0 | .0 | .0 | .0 | 4.5 |
| **10m/s** | .0 | .0 | .1 | .7 | .1 | .0 | .0 | .0 | .1 | .1 | .0 | .0 | .0 | .0 | .0 | .0 | 1.2 |
| **12m/s** | .0 | .0 | .1 | .3 | .0 | .0 | .0 | .0 | .1 | .0 | .0 | .0 | .0 | .0 | .0 | .0 | .5 |
| **14m/s** | .0 | .0 | .0 | .0 | .0 | .0 | .0 | .0 | .0 | .1 | .0 | .0 | .0 | .0 | .0 | .0 | .1 |
| **16m/s** | .0 | .0 | .0 | .0 | .0 | .0 | .0 | .0 | .0 | .0 | .0 | .0 | .0 | .0 | .0 | .0 | .0 |
| **18m/s** | .0 | .0 | .0 | .0 | .0 | .0 | .0 | .0 | .0 | .0 | .0 | .0 | .0 | .0 | .0 | .0 | .0 |
| **20m/s** | .0 | .0 | .0 | .0 | .0 | .0 | .0 | .0 | .0 | .0 | .0 | .0 | .0 | .0 | .0 | .0 | .0 |
| **25m/s** | .0 | .0 | .0 | .0 | .0 | .0 | .0 | .0 | .0 | .0 | .0 | .0 | .0 | .0 | .0 | .0 | .0 |
| **30m/s** | .0 | .0 | .0 | .0 | .0 | .0 | .0 | .0 | .0 | .0 | .0 | .0 | .0 | .0 | .0 | .0 | .0 |
| **35m/s** | .0 | .0 | .0 | .0 | .0 | .0 | .0 | .0 | .0 | .0 | .0 | .0 | .0 | .0 | .0 | .0 | .0 |
| **40m/s** | .0 | .0 | .0 | .0 | .0 | .0 | .0 | .0 | .0 | .0 | .0 | .0 | .0 | .0 | .0 | .0 | .0 |
| **100m/s** | | | | | | | | | | | | | | | | | |
| 合計 (%) | 4.6 | 6.2 | 11.7 | 15.9 | 6.6 | 1.8 | 1.2 | 3.1 | 3.3 | 2.4 | 1.7 | 10.3 | 13.8 | 10.7 | 1.2 | 5.2 | 99.7 |

[註1]: 風速介於 **2.0m/s~ 3.0m/s** 佔 **24.0%** 。主風向 **ENE** 佔 **15.9%** 。

[註2]: 風速平均值 = **3.8m/s** , 風速最大值 = **16.0m/s** , 其風向爲 **SSW**。

[註3]: 風速小於**5m/s** 佔 **75.2%**; 介於**5~10m/s** 佔 **23.0%** ; 風速大於**10m/s** 佔 **1.8%**。

[註4]: 風向介於 **N~E** 佔 **41.4%**;**E~S** 佔 **9.2%** ;**S~W** 佔 **24.6%** ;**W~N** 佔 **24.6%**; 靜風佔 **.3%** 。

[註5]: 資料每小時記錄一次 , 合計 **3384**筆 **(100.0%)** , 檔名 : **W442HLW0.1HY** 。

# 表6.6.21　歷年 3月 花蓮港測站 W 風速及風向聯合分佈百分比 (%) 統計表

**2003年 3月 1日 0時 ~ 2007年 3月31日23時**

| 風向<br>風速 | N | NNE | NE | ENE | E | ESE | SE | SSE | S | SSW | SW | WSW | W | WNW | NW | NNW | 合計<br>(%) |
|---|---|---|---|---|---|---|---|---|---|---|---|---|---|---|---|---|---|
| **.3m/s** | .4 | .2 | .2 | .2 | .1 | .1 | .1 | .1 | .1 | .2 | .1 | .4 | .5 | .8 | .1 | .5 | 4.2 |
| **1m/s** | 1.8 | 1.5 | 1.0 | .8 | .6 | .4 | .2 | .7 | .3 | .3 | .4 | 1.0 | 2.1 | 4.8 | .6 | 3.0 | 19.4 |
| **2m/s** | 1.7 | 1.9 | 1.6 | 1.5 | 1.0 | .7 | .5 | 1.0 | .8 | .5 | .4 | 2.0 | 4.5 | 4.6 | .3 | 1.7 | 24.6 |
| **3m/s** | .4 | 1.3 | 1.4 | 1.3 | 1.1 | .2 | .3 | 1.0 | .6 | .3 | .3 | 2.9 | 4.1 | 1.1 | .0 | .3 | 16.5 |
| **4m/s** | .0 | .8 | 1.5 | 1.5 | 1.3 | .2 | .1 | .7 | .6 | .2 | .2 | 3.6 | 1.8 | .1 | .0 | .0 | 12.6 |
| **5m/s** | .0 | .2 | 1.5 | 2.6 | .7 | .1 | .1 | .3 | .4 | .1 | .0 | 1.0 | .6 | .1 | .0 | .0 | 7.6 |
| **6m/s** | .0 | .2 | 1.2 | 2.2 | .7 | .0 | .0 | .2 | .4 | .1 | .0 | .2 | .1 | .0 | .0 | .0 | 5.3 |
| **7m/s** | .0 | .0 | .9 | 1.4 | .3 | .0 | .0 | .1 | .3 | .1 | .0 | .0 | .0 | .0 | .0 | .0 | 3.1 |
| **8m/s** | .0 | .1 | .9 | 2.4 | .3 | .0 | .0 | .0 | .2 | .1 | .0 | .0 | .0 | .0 | .0 | .0 | 3.9 |
| **10m/s** | .0 | .0 | .1 | .7 | .2 | .0 | .0 | .0 | .0 | .1 | .0 | .0 | .0 | .0 | .0 | .0 | 1.3 |
| **12m/s** | .0 | .0 | .1 | .1 | .0 | .0 | .0 | .0 | .1 | .0 | .0 | .0 | .0 | .0 | .0 | .0 | .4 |
| **14m/s** | .0 | .0 | .0 | .0 | .0 | .0 | .0 | .0 | .0 | .0 | .0 | .0 | .0 | .0 | .0 | .0 | .0 |
| **16m/s** | .0 | .0 | .0 | .0 | .0 | .0 | .0 | .0 | .0 | .0 | .0 | .0 | .0 | .0 | .0 | .0 | .0 |
| **18m/s** | .0 | .0 | .0 | .0 | .0 | .0 | .0 | .0 | .0 | .0 | .0 | .0 | .0 | .0 | .0 | .0 | .0 |
| **20m/s** | .0 | .0 | .0 | .0 | .0 | .0 | .0 | .0 | .0 | .0 | .0 | .0 | .0 | .0 | .0 | .0 | .0 |
| **25m/s** | .0 | .0 | .0 | .0 | .0 | .0 | .0 | .0 | .0 | .0 | .0 | .0 | .0 | .0 | .0 | .0 | .0 |
| **30m/s** | .0 | .0 | .0 | .0 | .0 | .0 | .0 | .0 | .0 | .0 | .0 | .0 | .0 | .0 | .0 | .0 | .0 |
| **35m/s** | .0 | .0 | .0 | .0 | .0 | .0 | .0 | .0 | .0 | .0 | .0 | .0 | .0 | .0 | .0 | .0 | .0 |
| **40m/s** | .0 | .0 | .0 | .0 | .0 | .0 | .0 | .0 | .0 | .0 | .0 | .0 | .0 | .0 | .0 | .0 | .0 |
| **100m/s** | | | | | | | | | | | | | | | | | |
| 合計 (%) | 4.4 | 6.2 | 10.4 | 14.8 | 6.3 | 1.8 | 1.2 | 4.0 | 3.7 | 2.0 | 1.4 | 10.9 | 13.6 | 11.5 | 1.0 | 5.6 | 98.8 |

[註**1**]: 風速介於 **2.0m/s~ 3.0m/s** 佔 **24.6%** 。主風向 **ENE** 佔 **14.8%** 。

[註**2**]: 風速平均值 **= 3.6m/s** , 風速最大值 **= 14.2m/s** , 其風向爲 **S** 。

[註**3**]: 風速小於**5m/s** 佔 **78.4%**; 介於**5~10m/s** 佔 **19.9%** ; 風速大於**10m/s** 佔 **1.6%**。

[註**4**]: 風向介於 **N~E** 佔 **38.3%**;**E~S** 佔 **10.2%** ;**S~W** 佔 **24.4%** ;**W~N** 佔 **25.9%**; 靜風佔 **1.2%** 。

[註**5**]: 資料每小時記錄一次 , 合計 **3674**筆 ( **98.8%**) , 檔名 : **W443HLW0.1HY** 。

# 表6.6.22　歷年 4月 花蓮港測站 W 風速及風向聯合分佈百分比 (%) 統計表

**2003年 4月 1日 0時 ~ 2007年 4月30日23時**

| 風向<br>風速 | N | NNE | NE | ENE | E | ESE | SE | SSE | S | SSW | SW | WSW | W | WNW | NW | NNW | 合計<br>(%) |
|---|---|---|---|---|---|---|---|---|---|---|---|---|---|---|---|---|---|
| **.3m/s** | .8 | .2 | .2 | .2 | .3 | .3 | .3 | .2 | .2 | .2 | .4 | .2 | .4 | 1.1 | .2 | .9 | 6.0 |
| **1m/s** | 2.4 | 1.8 | .8 | .6 | .6 | .6 | .6 | .7 | .4 | .7 | .6 | 1.1 | 2.1 | 4.2 | .6 | 2.4 | 20.3 |
| **2m/s** | 1.6 | 1.9 | 1.5 | 1.1 | 1.2 | .9 | .7 | 1.1 | .6 | .6 | 1.0 | 2.5 | 5.4 | 3.2 | .2 | 1.4 | 24.7 |
| **3m/s** | .5 | 1.2 | 1.2 | 1.3 | 1.5 | .7 | .3 | 1.4 | .8 | .4 | .6 | 3.2 | 5.2 | .7 | .0 | .2 | 19.3 |
| **4m/s** | .1 | .8 | 1.2 | 1.5 | 1.6 | .3 | .1 | .8 | .8 | .3 | .2 | 2.2 | 2.0 | .1 | .0 | .1 | 11.9 |
| **5m/s** | .0 | .5 | 1.3 | 1.7 | .7 | .1 | .0 | .3 | .5 | .3 | .1 | .9 | .5 | .0 | .0 | .0 | 6.9 |
| **6m/s** | .0 | .2 | .8 | 1.9 | .3 | .0 | .0 | .1 | .5 | .3 | .0 | .2 | .1 | .0 | .0 | .0 | 4.4 |
| **7m/s** | .0 | .0 | .8 | .9 | .3 | .0 | .0 | .1 | .2 | .3 | .0 | .0 | .0 | .0 | .0 | .0 | 2.6 |
| **8m/s** | .0 | .1 | .2 | 1.1 | .2 | .0 | .0 | .1 | .8 | .3 | .0 | .0 | .0 | .0 | .0 | .0 | 2.8 |
| **10m/s** | .0 | .0 | .1 | .2 | .0 | .0 | .0 | .0 | .3 | .2 | .0 | .0 | .0 | .0 | .0 | .0 | .8 |
| **12m/s** | .0 | .0 | .0 | .1 | .0 | .0 | .0 | .0 | .0 | .1 | .0 | .0 | .0 | .0 | .0 | .0 | .2 |
| **14m/s** | .0 | .0 | .0 | .0 | .0 | .0 | .0 | .0 | .0 | .0 | .0 | .0 | .0 | .0 | .0 | .0 | .0 |
| **16m/s** | .0 | .0 | .0 | .0 | .0 | .0 | .0 | .0 | .0 | .0 | .0 | .0 | .0 | .0 | .0 | .0 | .0 |
| **18m/s** | .0 | .0 | .0 | .0 | .0 | .0 | .0 | .0 | .0 | .0 | .0 | .0 | .0 | .0 | .0 | .0 | .0 |
| **20m/s** | .0 | .0 | .0 | .0 | .0 | .0 | .0 | .0 | .0 | .0 | .0 | .0 | .0 | .0 | .0 | .0 | .0 |
| **25m/s** | .0 | .0 | .0 | .0 | .0 | .0 | .0 | .0 | .0 | .0 | .0 | .0 | .0 | .0 | .0 | .0 | .0 |
| **30m/s** | .0 | .0 | .0 | .0 | .0 | .0 | .0 | .0 | .0 | .0 | .0 | .0 | .0 | .0 | .0 | .0 | .0 |
| **35m/s** | .0 | .0 | .0 | .0 | .0 | .0 | .0 | .0 | .0 | .0 | .0 | .0 | .0 | .0 | .0 | .0 | .0 |
| **40m/s** | .0 | .0 | .0 | .0 | .0 | .0 | .0 | .0 | .0 | .0 | .0 | .0 | .0 | .0 | .0 | .0 | .0 |
| **100m/s** | | | | | | | | | | | | | | | | | |
| 合計 (%) | 5.5 | 6.6 | 8.1 | 10.7 | 6.7 | 2.7 | 2.0 | 4.8 | 5.1 | 3.5 | 2.9 | 10.3 | 15.7 | 9.3 | 1.0 | 4.9 | 99.8 |

[註**1**]: 風速介於 **2.0m/s~ 3.0m/s** 佔 **24.7%** 。主風向 **W** 佔 **15.7%** 。

[註**2**]: 風速平均值 **= 3.4m/s** , 風速最大值 **= 13.9m/s** , 其風向爲 **ENE**。

[註**3**]: 風速小於**5m/s** 佔 **82.4%**; 介於**5~10m/s** 佔 **16.6%** ; 風速大於**10m/s** 佔 **1.0%**。

[註**4**]: 風向介於 **N~E** 佔 **32.5%**;**E~S** 佔 **14.1%** ;**S~W** 佔 **29.6%** ;**W~N** 佔 **23.6%**; 靜風佔 **.2%** 。

[註**5**]: 資料每小時記錄一次 , 合計 **3597**筆 ( **99.9%**) , 檔名 : **W444HLW0.1HY** 。

# 表6.6.23　歷年 5月 花蓮港測站 W 風速及風向聯合分佈百分比 (%) 統計表

**2003年 5月 1日 0時 ~ 2007年 5月31日23時**

| 風向<br>風速 | N | NNE | NE | ENE | E | ESE | SE | SSE | S | SSW | SW | WSW | W | WNW | NW | NNW | 合計<br>(%) |
|---|---|---|---|---|---|---|---|---|---|---|---|---|---|---|---|---|---|
| **.3m/s** | 1.0 | .3 | .3 | .3 | .4 | .3 | .2 | .4 | .3 | .5 | .2 | .5 | .5 | 1.2 | .2 | 1.1 | 7.8 |
| **1m/s** | 2.6 | 1.9 | 1.2 | 1.2 | 1.3 | 1.1 | .6 | 1.0 | .6 | .9 | .9 | 1.6 | 3.0 | 4.1 | .5 | 1.6 | 24.0 |
| **2m/s** | 1.0 | 1.7 | 1.3 | 1.4 | 1.9 | 1.5 | .6 | 1.1 | 1.2 | .8 | 1.1 | 3.0 | 4.4 | 2.4 | .1 | .6 | 24.1 |
| **3m/s** | .5 | 1.6 | 1.4 | 1.5 | 1.6 | 1.2 | .5 | .8 | 1.0 | .6 | .7 | 4.1 | 3.5 | .6 | .1 | .1 | 19.5 |
| **4m/s** | .1 | .9 | 1.0 | 1.5 | 2.1 | .3 | .1 | .6 | .6 | .3 | .3 | 2.0 | 1.2 | .1 | .0 | .0 | 11.2 |
| **5m/s** | .1 | .4 | .6 | 1.3 | 1.4 | .1 | .1 | .4 | .7 | .2 | .0 | .5 | .1 | .0 | .0 | .0 | 5.9 |
| **6m/s** | .0 | .3 | .6 | .9 | .5 | .0 | .0 | .1 | .6 | .2 | .1 | .1 | .1 | .0 | .0 | .0 | 3.4 |
| **7m/s** | .0 | .1 | .3 | .5 | .2 | .0 | .0 | .0 | .6 | .1 | .0 | .1 | .0 | .0 | .0 | .0 | 1.9 |
| **8m/s** | .0 | .1 | .2 | .5 | .0 | .0 | .0 | .1 | .4 | .0 | .0 | .0 | .0 | .0 | .0 | .0 | 1.2 |
| **10m/s** | .0 | .0 | .0 | .0 | .0 | .0 | .0 | .0 | .1 | .2 | .0 | .0 | .0 | .0 | .0 | .0 | .3 |
| **12m/s** | .0 | .0 | .0 | .0 | .0 | .0 | .0 | .0 | .0 | .1 | .0 | .0 | .0 | .0 | .0 | .0 | .1 |
| **14m/s** | .0 | .0 | .0 | .0 | .0 | .0 | .0 | .0 | .0 | .0 | .0 | .0 | .0 | .0 | .0 | .0 | .0 |
| **16m/s** | .0 | .0 | .0 | .0 | .0 | .0 | .0 | .0 | .0 | .0 | .0 | .0 | .0 | .0 | .0 | .0 | .0 |
| **18m/s** | .0 | .0 | .0 | .0 | .0 | .0 | .0 | .0 | .0 | .0 | .0 | .0 | .0 | .0 | .0 | .0 | .0 |
| **20m/s** | .0 | .0 | .0 | .0 | .0 | .0 | .0 | .0 | .0 | .0 | .0 | .0 | .0 | .0 | .0 | .0 | .0 |
| **25m/s** | .0 | .0 | .0 | .0 | .0 | .0 | .0 | .0 | .0 | .0 | .0 | .0 | .0 | .0 | .0 | .0 | .0 |
| **30m/s** | .0 | .0 | .0 | .0 | .0 | .0 | .0 | .0 | .0 | .0 | .0 | .0 | .0 | .0 | .0 | .0 | .0 |
| **35m/s** | .0 | .0 | .0 | .0 | .0 | .0 | .0 | .0 | .0 | .0 | .0 | .0 | .0 | .0 | .0 | .0 | .0 |
| **40m/s** | .0 | .0 | .0 | .0 | .0 | .0 | .0 | .0 | .0 | .0 | .0 | .0 | .0 | .0 | .0 | .0 | .0 |
| **100m/s** | | | | | | | | | | | | | | | | | |
| 合計 (%) | 5.3 | 7.2 | 6.9 | 9.0 | 9.4 | 4.4 | 2.1 | 4.5 | 6.0 | 3.8 | 3.3 | 11.9 | 12.8 | 8.4 | .9 | 3.4 | 99.5 |

[註**1**]: 風速介於 **2.0m/s~ 3.0m/s** 佔 **24.1%** 。主風向 **W** 佔 **12.8%** 。

[註**2**]: 風速平均值 **= 3.0m/s** , 風速最大值 **= 13.4m/s** , 其風向爲 **SSW**。

[註**3**]: 風速小於**5m/s** 佔 **87.2%**; 介於**5~10m/s** 佔 **12.5%** ; 風速大於**10m/s** 佔 **.3%**。

[註**4**]: 風向介於 **N~E** 佔 **31.7%**;**E~S** 佔 **16.7%** ;**S~W** 佔 **31.0%** ;**W~N** 佔 **20.0%**; 靜風佔 **.5%** 。

[註**5**]: 資料每小時記錄一次 , 合計 **3720**筆 **(100.0%)** , 檔名 : **W445HLW0.1HY** 。

# 表6.6.24　歷年 6月 花蓮港測站 W 風速及風向聯合分佈百分比 (%) 統計表

**2002年 6月19日14時 ~ 2007年 6月30日23時**

| 風向<br>風速 | N | NNE | NE | ENE | E | ESE | SE | SSE | S | SSW | SW | WSW | W | WNW | NW | NNW | 合計<br>(%) |
|---|---|---|---|---|---|---|---|---|---|---|---|---|---|---|---|---|---|
| **.3m/s** | .8 | .2 | .3 | .3 | .5 | .3 | .1 | .2 | .2 | .3 | .3 | .5 | .5 | 1.3 | .1 | .6 | 6.5 |
| **1m/s** | 2.0 | 1.2 | 1.1 | .6 | .9 | 1.3 | .6 | .9 | .7 | 1.5 | 1.0 | 1.9 | 3.1 | 3.4 | .4 | 1.1 | 21.7 |
| **2m/s** | 1.4 | 2.0 | 1.2 | .9 | 1.5 | 1.4 | .9 | 1.6 | .7 | 1.0 | 1.3 | 3.3 | 4.6 | 2.3 | .1 | .5 | 24.4 |
| **3m/s** | .3 | 1.0 | .9 | 1.4 | 2.0 | 1.1 | .3 | 1.3 | .7 | .8 | 1.3 | 4.0 | 4.1 | .4 | .0 | .1 | 19.7 |
| **4m/s** | .0 | .7 | .8 | 1.2 | 1.3 | .2 | .1 | .6 | 1.0 | .5 | .4 | 2.9 | 1.5 | .1 | .0 | .0 | 11.3 |
| **5m/s** | .0 | .2 | .3 | 1.2 | 1.7 | .1 | .0 | .6 | 1.4 | .5 | .3 | .7 | .1 | .0 | .0 | .0 | 7.2 |
| **6m/s** | .0 | .1 | .2 | .7 | .8 | .0 | .0 | .2 | 1.0 | .5 | .1 | .1 | .0 | .0 | .0 | .0 | 3.7 |
| **7m/s** | .0 | .1 | .0 | .2 | .2 | .0 | .0 | .1 | 1.2 | .3 | .0 | .0 | .0 | .0 | .0 | .0 | 2.2 |
| **8m/s** | .0 | .0 | .0 | .0 | .0 | .0 | .0 | .0 | 1.3 | .6 | .0 | .0 | .0 | .0 | .0 | .0 | 1.9 |
| **10m/s** | .0 | .0 | .0 | .0 | .0 | .0 | .0 | .0 | .3 | .3 | .0 | .0 | .0 | .0 | .0 | .0 | .6 |
| **12m/s** | .0 | .0 | .0 | .0 | .0 | .0 | .0 | .0 | .1 | .0 | .0 | .0 | .0 | .0 | .0 | .0 | .1 |
| **14m/s** | .0 | .0 | .0 | .0 | .0 | .0 | .0 | .0 | .0 | .0 | .0 | .0 | .0 | .0 | .0 | .0 | .0 |
| **16m/s** | .0 | .0 | .0 | .0 | .0 | .0 | .0 | .0 | .0 | .0 | .0 | .0 | .0 | .0 | .0 | .0 | .0 |
| **18m/s** | .0 | .0 | .0 | .0 | .0 | .0 | .0 | .0 | .0 | .0 | .0 | .0 | .0 | .0 | .0 | .0 | .0 |
| **20m/s** | .0 | .0 | .0 | .0 | .0 | .0 | .0 | .0 | .0 | .0 | .0 | .0 | .0 | .0 | .0 | .0 | .0 |
| **25m/s** | .0 | .0 | .0 | .0 | .0 | .0 | .0 | .0 | .0 | .0 | .0 | .0 | .0 | .0 | .0 | .0 | .0 |
| **30m/s** | .0 | .0 | .0 | .0 | .0 | .0 | .0 | .0 | .0 | .0 | .0 | .0 | .0 | .0 | .0 | .0 | .0 |
| **35m/s** | .0 | .0 | .0 | .0 | .0 | .0 | .0 | .0 | .0 | .0 | .0 | .0 | .0 | .0 | .0 | .0 | .0 |
| **40m/s** | .0 | .0 | .0 | .0 | .0 | .0 | .0 | .0 | .0 | .0 | .0 | .0 | .0 | .0 | .0 | .0 | .0 |
| **100m/s** | | | | | | | | | | | | | | | | | |
| 合計 (%) | 4.5 | 5.4 | 4.7 | 6.5 | 8.8 | 4.5 | 2.1 | 5.5 | 8.7 | 6.3 | 4.7 | 13.3 | 14.0 | 7.4 | .6 | 2.3 | 99.3 |

[註**1**]: 風速介於 **2.0m/s~ 3.0m/s** 佔 **24.4%** 。主風向 **W** 佔 **14.0%** 。

[註**2**]: 風速平均值 **= 3.2m/s** , 風速最大值 **= 13.4m/s** , 其風向爲 **S** 。

[註**3**]: 風速小於**5m/s** 佔 **84.3%**; 介於**5~10m/s** 佔 **15.0%** ; 風速大於**10m/s** 佔 **.7%**。

[註**4**]: 風向介於 **N~E** 佔 **23.7%**;**E~S** 佔 **19.3%** ;**S~W** 佔 **38.8%** ;**W~N** 佔 **17.4%**; 靜風佔 **.7%** 。

[註**5**]: 資料每小時記錄一次 , 合計 **3536**筆 ( **81.9%**) , 檔名 : **W446HLW0.1HY** 。

# 表6.6.25　歷年 7月 花蓮港測站 W 風速及風向聯合分佈百分比 (%) 統計表

**2002年 7月 1日 0時 ~ 2007年 7月31日23時**

| 風向<br>風速 | N | NNE | NE | ENE | E | ESE | SE | SSE | S | SSW | SW | WSW | W | WNW | NW | NNW | 合計<br>(%) |
|---|---|---|---|---|---|---|---|---|---|---|---|---|---|---|---|---|---|
| **.3m/s** | .3 | .1 | .1 | .2 | .4 | .5 | .3 | .6 | .5 | .6 | .5 | .3 | .4 | 1.0 | .1 | .5 | 6.2 |
| **1m/s** | .8 | .4 | .4 | .4 | .7 | 1.3 | .7 | 1.0 | .8 | 1.3 | 1.7 | 1.9 | 1.7 | 2.0 | .2 | .6 | 15.6 |
| **2m/s** | .5 | .4 | .3 | .6 | 1.0 | 2.0 | 1.2 | 2.3 | 1.2 | 2.1 | 2.2 | 4.6 | 3.2 | 1.3 | .1 | .1 | 22.9 |
| **3m/s** | .2 | .4 | .3 | .4 | 2.0 | 1.7 | 1.0 | 2.8 | 1.8 | 1.6 | 1.7 | 5.2 | 4.2 | .2 | .0 | .1 | 23.5 |
| **4m/s** | .0 | .2 | .1 | .4 | 1.5 | .5 | .2 | 1.7 | 1.9 | 1.5 | 1.0 | 2.8 | 1.5 | .2 | .0 | .0 | 13.5 |
| **5m/s** | .0 | .1 | .1 | .3 | 1.1 | .2 | .0 | .9 | 2.0 | .8 | .3 | .6 | .1 | .0 | .0 | .0 | 6.7 |
| **6m/s** | .0 | .1 | .1 | .1 | .1 | .0 | .0 | .3 | 2.0 | .9 | .2 | .2 | .0 | .0 | .0 | .0 | 4.0 |
| **7m/s** | .0 | .0 | .0 | .1 | .0 | .0 | .0 | .2 | 2.1 | .4 | .1 | .1 | .0 | .0 | .0 | .0 | 2.9 |
| **8m/s** | .0 | .0 | .2 | .1 | .0 | .0 | .0 | .1 | 1.8 | .3 | .0 | .1 | .0 | .0 | .0 | .0 | 2.8 |
| **10m/s** | .0 | .0 | .1 | .1 | .0 | .0 | .1 | .0 | .2 | .2 | .0 | .1 | .0 | .0 | .0 | .0 | .8 |
| **12m/s** | .0 | .0 | .1 | .1 | .0 | .0 | .0 | .0 | .0 | .0 | .0 | .0 | .0 | .0 | .0 | .0 | .2 |
| **14m/s** | .0 | .0 | .0 | .0 | .0 | .0 | .0 | .0 | .0 | .1 | .0 | .0 | .0 | .0 | .0 | .0 | .1 |
| **16m/s** | .0 | .0 | .0 | .1 | .1 | .0 | .0 | .0 | .0 | .1 | .0 | .0 | .0 | .0 | .0 | .0 | .2 |
| **18m/s** | .0 | .0 | .0 | .0 | .0 | .0 | .0 | .0 | .0 | .0 | .0 | .0 | .0 | .0 | .0 | .0 | .0 |
| **20m/s** | .0 | .0 | .0 | .0 | .0 | .0 | .0 | .0 | .0 | .0 | .0 | .0 | .0 | .0 | .0 | .0 | .1 |
| **25m/s** | .0 | .0 | .0 | .0 | .0 | .0 | .0 | .0 | .0 | .0 | .0 | .0 | .0 | .0 | .0 | .0 | .0 |
| **30m/s** | .0 | .0 | .0 | .0 | .0 | .0 | .0 | .0 | .0 | .0 | .0 | .0 | .0 | .0 | .0 | .0 | .0 |
| **35m/s** | .0 | .0 | .0 | .0 | .0 | .0 | .0 | .0 | .0 | .0 | .0 | .0 | .0 | .0 | .0 | .0 | .0 |
| **40m/s** | .0 | .0 | .0 | .0 | .0 | .0 | .0 | .0 | .0 | .0 | .0 | .0 | .0 | .0 | .0 | .0 | .0 |
| **100m/s** | | | | | | | | | | | | | | | | | |
| 合計 (%) | 1.9 | 1.6 | 1.6 | 2.9 | 6.8 | 6.3 | 3.5 | 10.0 | 14.2 | 9.9 | 7.7 | 15.7 | 11.1 | 4.7 | .3 | 1.2 | 99.5 |

[註**1**]: 風速介於 **3.0m/s~ 4.0m/s** 佔 **23.5%** 。主風向 **WSW** 佔 **15.7%** 。

[註**2**]: 風速平均值 **= 3.5m/s** , 風速最大值 **= 23.5m/s** , 其風向爲 **SE** 。

[註**3**]: 風速小於**5m/s** 佔 **82.2%**; 介於**5~10m/s** 佔 **16.5%** ; 風速大於**10m/s** 佔 **1.3%**。

[註**4**]: 風向介於 **N~E** 佔 **9.9%**;**E~S** 佔 **29.1%** ;**S~W** 佔 **50.4%** ;**W~N** 佔 **10.2%**; 靜風佔 **.5%** 。

[註**5**]: 資料每小時記錄一次 , 合計 **3944**筆 ( **88.4%**) , 檔名 : **W447HLW0.1HY** 。

# 表6.6.26　歷年 8月 花蓮港測站 W 風速及風向聯合分佈百分比 (%) 統計表

**2002年 8月 1日 0時 ~ 2007年 8月31日23時**

| 風向<br>風速 | N | NNE | NE | ENE | E | ESE | SE | SSE | S | SSW | SW | WSW | W | WNW | NW | NNW | 合計<br>(%) |
|---|---|---|---|---|---|---|---|---|---|---|---|---|---|---|---|---|---|
| **.3m/s** | .6 | .1 | .1 | .2 | .2 | .2 | .2 | .4 | .4 | .5 | .4 | .3 | .6 | .8 | .1 | .5 | 5.7 |
| **1m/s** | 1.1 | .6 | .4 | .5 | .7 | .8 | .7 | .9 | .9 | 1.5 | 1.1 | 1.6 | 2.6 | 2.9 | .4 | 1.3 | 18.1 |
| **2m/s** | .6 | .8 | .5 | .7 | 1.5 | 1.5 | 1.1 | 2.1 | 1.1 | 1.9 | 1.8 | 5.2 | 5.9 | 1.7 | .2 | .4 | 26.9 |
| **3m/s** | .2 | .4 | .4 | .6 | 1.7 | 1.7 | .9 | 2.4 | 1.2 | .8 | 1.4 | 6.0 | 4.9 | .6 | .0 | .1 | 23.3 |
| **4m/s** | .2 | .4 | .2 | .5 | 1.7 | .7 | .2 | 1.5 | 1.0 | .6 | .4 | 2.9 | 1.7 | .1 | .0 | .0 | 12.3 |
| **5m/s** | .1 | .2 | .2 | .3 | 1.7 | .2 | .1 | .6 | 1.0 | .4 | .3 | .7 | .4 | .0 | .0 | .0 | 6.1 |
| **6m/s** | .0 | .1 | .2 | .1 | .6 | .1 | .0 | .3 | .7 | .3 | .2 | .3 | .1 | .0 | .0 | .0 | 3.1 |
| **7m/s** | .0 | .0 | .0 | .2 | .1 | .0 | .0 | .1 | .6 | .4 | .0 | .0 | .0 | .0 | .0 | .0 | 1.6 |
| **8m/s** | .0 | .1 | .1 | .2 | .0 | .0 | .0 | .1 | .6 | .2 | .0 | .0 | .0 | .0 | .0 | .0 | 1.4 |
| **10m/s** | .0 | .0 | .0 | .0 | .0 | .0 | .0 | .0 | .2 | .2 | .0 | .0 | .0 | .0 | .0 | .0 | .6 |
| **12m/s** | .0 | .0 | .0 | .0 | .0 | .0 | .0 | .0 | .1 | .1 | .0 | .0 | .0 | .0 | .0 | .0 | .3 |
| **14m/s** | .0 | .0 | .0 | .0 | .0 | .0 | .0 | .0 | .0 | .0 | .0 | .0 | .0 | .0 | .0 | .0 | .0 |
| **16m/s** | .0 | .0 | .0 | .0 | .0 | .0 | .0 | .0 | .0 | .0 | .0 | .0 | .0 | .0 | .0 | .0 | .2 |
| **18m/s** | .0 | .0 | .0 | .0 | .0 | .0 | .1 | .0 | .0 | .0 | .0 | .0 | .0 | .0 | .0 | .0 | .2 |
| **20m/s** | .0 | .0 | .0 | .0 | .0 | .0 | .0 | .0 | .0 | .0 | .0 | .0 | .0 | .0 | .0 | .0 | .0 |
| **25m/s** | .0 | .0 | .0 | .0 | .0 | .0 | .0 | .0 | .0 | .0 | .0 | .0 | .0 | .0 | .0 | .0 | .0 |
| **30m/s** | .0 | .0 | .0 | .0 | .0 | .0 | .0 | .0 | .0 | .0 | .0 | .0 | .0 | .0 | .0 | .0 | .0 |
| **35m/s** | .0 | .0 | .0 | .0 | .0 | .0 | .0 | .0 | .0 | .0 | .0 | .0 | .0 | .0 | .0 | .0 | .0 |
| **40m/s** | .0 | .0 | .0 | .0 | .0 | .0 | .0 | .0 | .0 | .0 | .0 | .0 | .0 | .0 | .0 | .0 | .0 |
| **100m/s** | | | | | | | | | | | | | | | | | |
| 合計 (%) | 2.8 | 2.8 | 2.0 | 3.5 | 8.3 | 5.4 | 3.4 | 8.5 | 7.9 | 7.0 | 5.6 | 17.1 | 16.2 | 6.1 | .7 | 2.4 | 99.7 |

[註**1**]: 風速介於 **2.0m/s~ 3.0m/s** 佔 **26.9%** 。主風向 **WSW** 佔 **17.1%** 。

[註**2**]: 風速平均值 **= 3.3m/s** , 風速最大值 **= 21.1m/s** , 其風向爲 **S** 。

[註**3**]: 風速小於**5m/s** 佔 **86.6%**; 介於**5~10m/s** 佔 **12.1%** ; 風速大於**10m/s** 佔 **1.3%**。

[註**4**]: 風向介於 **N~E** 佔 **13.9%**;**E~S** 佔 **24.2%** ;**S~W** 佔 **45.9%** ;**W~N** 佔 **15.7%**; 靜風佔 **.3%** 。

[註**5**]: 資料每小時記錄一次 , 合計 **4464**筆 **(100.0%)** , 檔名 : **W448HLW0.1HY** 。

# 表6.6.27　歷年 9月 花蓮港測站 W 風速及風向聯合分佈百分比 (%) 統計表

**2002年 9月 1日 0時 ~ 2007年 9月30日23時**

| 風向<br>風速 | N | NNE | NE | ENE | E | ESE | SE | SSE | S | SSW | SW | WSW | W | WNW | NW | NNW | 合計<br>(%) |
|---|---|---|---|---|---|---|---|---|---|---|---|---|---|---|---|---|---|
| **.3m/s** | .5 | .5 | .2 | .3 | .4 | .5 | .3 | .2 | .2 | .4 | .4 | .7 | 1.0 | 1.4 | .2 | .4 | 7.6 |
| **1m/s** | 2.0 | 1.2 | .7 | 1.0 | 1.2 | .8 | .4 | .7 | .5 | .7 | .9 | 2.0 | 3.2 | 3.8 | .2 | 1.7 | 20.9 |
| **2m/s** | 1.7 | 1.3 | .8 | 1.7 | 1.7 | 1.1 | .5 | 1.3 | .6 | .5 | 1.0 | 4.3 | 6.6 | 3.5 | .3 | .9 | 27.7 |
| **3m/s** | .7 | 1.1 | 1.2 | 1.5 | 2.0 | 1.0 | .5 | 1.2 | .6 | .3 | .5 | 4.1 | 5.0 | .7 | .0 | .3 | 20.8 |
| **4m/s** | .2 | .6 | .8 | 1.7 | 2.4 | .3 | .1 | .6 | .3 | .3 | .3 | 2.0 | 1.5 | .1 | .0 | .1 | 11.4 |
| **5m/s** | .2 | .3 | .6 | 1.3 | 1.3 | .1 | .0 | .1 | .2 | .2 | .1 | .5 | .2 | .0 | .0 | .0 | 5.0 |
| **6m/s** | .0 | .1 | .3 | .9 | .8 | .0 | .0 | .1 | .2 | .1 | .0 | .0 | .0 | .0 | .0 | .0 | 2.6 |
| **7m/s** | .0 | .1 | .1 | .5 | .2 | .0 | .0 | .1 | .3 | .2 | .0 | .0 | .0 | .0 | .0 | .0 | 1.6 |
| **8m/s** | .0 | .1 | .2 | .1 | .2 | .0 | .0 | .0 | .2 | .2 | .0 | .0 | .0 | .0 | .0 | .0 | 1.0 |
| **10m/s** | .0 | .0 | .0 | .0 | .0 | .0 | .0 | .0 | .1 | .1 | .0 | .0 | .0 | .0 | .0 | .0 | .2 |
| **12m/s** | .0 | .0 | .0 | .0 | .0 | .0 | .0 | .0 | .0 | .0 | .0 | .0 | .0 | .0 | .0 | .0 | .0 |
| **14m/s** | .0 | .0 | .0 | .0 | .0 | .0 | .0 | .0 | .0 | .0 | .0 | .0 | .0 | .0 | .0 | .0 | .0 |
| **16m/s** | .0 | .0 | .0 | .0 | .0 | .0 | .0 | .0 | .0 | .0 | .0 | .0 | .0 | .0 | .0 | .0 | .0 |
| **18m/s** | .0 | .0 | .0 | .0 | .0 | .0 | .0 | .0 | .0 | .0 | .0 | .0 | .0 | .0 | .0 | .0 | .0 |
| **20m/s** | .0 | .0 | .0 | .0 | .0 | .0 | .0 | .0 | .0 | .0 | .0 | .0 | .0 | .0 | .0 | .0 | .0 |
| **25m/s** | .0 | .0 | .0 | .0 | .0 | .0 | .0 | .0 | .0 | .0 | .0 | .0 | .0 | .0 | .0 | .0 | .0 |
| **30m/s** | .0 | .0 | .0 | .0 | .0 | .0 | .0 | .0 | .0 | .0 | .0 | .0 | .0 | .0 | .0 | .0 | .0 |
| **35m/s** | .0 | .0 | .0 | .0 | .0 | .0 | .0 | .0 | .0 | .0 | .0 | .0 | .0 | .0 | .0 | .0 | .0 |
| **40m/s** | .0 | .0 | .0 | .0 | .0 | .0 | .0 | .0 | .0 | .0 | .0 | .0 | .0 | .0 | .0 | .0 | .0 |
| **100m/s** | | | | | | | | | | | | | | | | | |
| 合計 (%) | 5.3 | 5.2 | 4.8 | 9.0 | 10.1 | 4.0 | 1.9 | 4.3 | 3.3 | 3.1 | 3.3 | 13.6 | 17.6 | 9.5 | .6 | 3.4 | 98.9 |

[註**1**]: 風速介於 **2.0m/s**~ **3.0m/s** 佔 **27.7%** 。主風向 **W** 佔 **17.6%** 。

[註**2**]: 風速平均值 = **3.0m/s** , 風速最大值 = **16.0m/s** , 其風向爲 **SSW**。

[註**3**]: 風速小於**5m/s** 佔 **89.6%**; 介於**5**~**10m/s** 佔 **10.2%** ; 風速大於**10m/s** 佔 **.2%**。

[註**4**]: 風向介於 **N**~**E** 佔 **28.0%**;**E**~**S** 佔 **15.3%** ;**S**~**W** 佔 **32.8%** ;**W**~**N** 佔 **22.7%**; 靜風佔 **1.1%** 。

[註**5**]: 資料每小時記錄一次 , 合計 **4302**筆 ( **99.6%**) , 檔名 : **W449HLW0.1HY** 。

# 表6.6.28　歷年 10月 花蓮港測站 W 風速及風向聯合分佈百分比 (%) 統計表

**2002年10月 1日 0時 ~ 2007年10月31日23時**

| 風向<br>風速 | N | NNE | NE | ENE | E | ESE | SE | SSE | S | SSW | SW | WSW | W | WNW | NW | NNW | 合計<br>(%) |
|---|---|---|---|---|---|---|---|---|---|---|---|---|---|---|---|---|---|
| **.3m/s** | .4 | .3 | .1 | .2 | .1 | .0 | .0 | .1 | .0 | .2 | .1 | .1 | .4 | .6 | .0 | .1 | 2.7 |
| **1m/s** | 1.7 | 1.3 | .9 | .9 | .6 | .3 | .1 | .2 | .2 | .4 | .3 | 1.2 | 2.3 | 3.7 | .2 | 1.7 | 16.2 |
| **2m/s** | 1.4 | 2.0 | 1.1 | 1.3 | .9 | .5 | .2 | .2 | .1 | .3 | .3 | 2.3 | 5.4 | 4.0 | .1 | 1.1 | 21.2 |
| **3m/s** | .6 | 1.9 | 1.9 | 1.8 | 1.7 | .6 | .2 | .3 | .1 | .1 | .3 | 2.4 | 3.4 | .8 | .0 | .4 | 16.3 |
| **4m/s** | .4 | 1.3 | 2.0 | 3.0 | 1.9 | .2 | .0 | .1 | .0 | .1 | .2 | 1.2 | 1.1 | .1 | .0 | .1 | 11.7 |
| **5m/s** | .0 | .8 | 2.0 | 2.6 | 1.7 | .0 | .0 | .2 | .0 | .0 | .1 | .3 | .1 | .0 | .0 | .0 | 7.8 |
| **6m/s** | .0 | .4 | 1.5 | 3.1 | 1.4 | .0 | .0 | .0 | .1 | .0 | .0 | .1 | .0 | .0 | .0 | .0 | 6.7 |
| **7m/s** | .0 | .2 | 1.4 | 2.7 | .9 | .0 | .0 | .0 | .0 | .0 | .0 | .0 | .0 | .0 | .0 | .0 | 5.2 |
| **8m/s** | .0 | .1 | .9 | 3.3 | .6 | .0 | .0 | .0 | .0 | .0 | .0 | .0 | .0 | .0 | .0 | .0 | 5.2 |
| **10m/s** | .1 | .0 | .1 | .7 | .1 | .0 | .0 | .0 | .0 | .0 | .0 | .0 | .0 | .0 | .0 | .0 | 1.1 |
| **12m/s** | .0 | .0 | .1 | .1 | .0 | .0 | .0 | .0 | .0 | .0 | .0 | .0 | .0 | .0 | .0 | .0 | .2 |
| **14m/s** | .0 | .0 | .1 | .0 | .0 | .0 | .0 | .0 | .0 | .0 | .0 | .0 | .0 | .0 | .0 | .0 | .2 |
| **16m/s** | .0 | .0 | .0 | .0 | .0 | .0 | .0 | .0 | .0 | .0 | .0 | .0 | .0 | .0 | .0 | .0 | .0 |
| **18m/s** | .0 | .0 | .0 | .0 | .0 | .0 | .0 | .0 | .0 | .1 | .0 | .0 | .0 | .0 | .0 | .0 | .2 |
| **20m/s** | .0 | .0 | .0 | .0 | .0 | .0 | .0 | .0 | .0 | .0 | .0 | .0 | .0 | .0 | .0 | .0 | .0 |
| **25m/s** | .0 | .0 | .0 | .0 | .0 | .0 | .0 | .0 | .0 | .0 | .0 | .0 | .0 | .0 | .0 | .0 | .0 |
| **30m/s** | .0 | .0 | .0 | .0 | .0 | .0 | .0 | .0 | .0 | .0 | .0 | .0 | .0 | .0 | .0 | .0 | .0 |
| **35m/s** | .0 | .0 | .0 | .0 | .0 | .0 | .0 | .0 | .0 | .0 | .0 | .0 | .0 | .0 | .0 | .0 | .0 |
| **40m/s** | .0 | .0 | .0 | .0 | .0 | .0 | .0 | .0 | .0 | .0 | .0 | .0 | .0 | .0 | .0 | .0 | .0 |
| **100m/s** | | | | | | | | | | | | | | | | | |
| 合計 (%) | 4.6 | 8.3 | 12.0 | 19.7 | 9.9 | 1.7 | .5 | 1.1 | .8 | 1.3 | 1.3 | 7.6 | 12.7 | 9.2 | .4 | 3.4 | 94.6 |

[註**1**]: 風速介於 **2.0m/s~ 3.0m/s** 佔 **21.2%** 。主風向 **ENE** 佔 **19.7%** 。

[註**2**]: 風速平均值 **= 3.8m/s** , 風速最大值 **= 53.8m/s** , 其風向爲 **E** 。

[註**3**]: 風速小於**5m/s** 佔 **73.4%**; 介於**5~10m/s** 佔 **24.9%** ; 風速大於**10m/s** 佔 **1.7%**。

[註**4**]: 風向介於 **N~E** 佔 **49.8%**;**E~S** 佔 **6.3%** ;**S~W** 佔 **18.4%** ;**W~N** 佔 **20.1%**; 靜風佔 **5.4%** 。

[註**5**]: 資料每小時記錄一次 , 合計 **4464**筆 **(100.0%)** , 檔名 : **W44AHLW0.1HY** 。

# 表6.6.29　歷年 11月 花蓮港測站 W 風速及風向聯合分佈百分比 (%) 統計表

**2002年11月 1日 0時 ~ 2007年11月30日23時**

| 風向<br>風速 | N | NNE | NE | ENE | E | ESE | SE | SSE | S | SSW | SW | WSW | W | WNW | NW | NNW | 合計<br>(%) |
|---|---|---|---|---|---|---|---|---|---|---|---|---|---|---|---|---|---|
| **.3m/s** | .5 | .1 | .1 | .1 | .1 | .2 | .1 | .2 | .2 | .3 | .2 | .2 | .4 | .9 | .1 | .6 | 4.0 |
| **1m/s** | 2.7 | 1.7 | 1.0 | 1.0 | .6 | .4 | .4 | .5 | .3 | .3 | .5 | 1.0 | 2.5 | 4.5 | .5 | 2.5 | 20.2 |
| **2m/s** | 1.9 | 2.1 | 1.5 | 1.6 | 1.2 | .6 | .4 | .7 | .2 | .5 | .6 | 2.5 | 6.0 | 3.4 | .2 | 1.0 | 24.1 |
| **3m/s** | .6 | 1.1 | 1.9 | 1.2 | 1.6 | .3 | .2 | .6 | .3 | .2 | .3 | 2.1 | 3.7 | .8 | .1 | .2 | 15.3 |
| **4m/s** | .2 | 1.2 | 1.6 | 2.5 | 1.5 | .1 | .0 | .3 | .4 | .1 | .3 | 1.6 | 1.2 | .1 | .0 | .1 | 11.0 |
| **5m/s** | .1 | .6 | 2.5 | 2.6 | 1.0 | .0 | .0 | .2 | .2 | .2 | .1 | .5 | .2 | .0 | .0 | .1 | 7.9 |
| **6m/s** | .0 | .4 | 2.5 | 2.9 | .7 | .0 | .0 | .1 | .2 | .0 | .0 | .0 | .0 | .0 | .0 | .0 | 6.9 |
| **7m/s** | .0 | .2 | 1.8 | 2.6 | .4 | .0 | .0 | .1 | .1 | .0 | .0 | .0 | .0 | .0 | .0 | .0 | 5.1 |
| **8m/s** | .0 | .0 | 1.2 | 2.8 | .3 | .0 | .0 | .0 | .0 | .0 | .0 | .0 | .0 | .0 | .0 | .0 | 4.4 |
| **10m/s** | .0 | .0 | .1 | .5 | .1 | .0 | .0 | .0 | .0 | .0 | .0 | .0 | .0 | .0 | .0 | .0 | .7 |
| **12m/s** | .0 | .0 | .0 | .1 | .0 | .0 | .0 | .0 | .0 | .0 | .0 | .0 | .0 | .0 | .0 | .0 | .1 |
| **14m/s** | .0 | .0 | .0 | .0 | .0 | .0 | .0 | .0 | .0 | .0 | .0 | .0 | .0 | .0 | .0 | .0 | .0 |
| **16m/s** | .0 | .0 | .0 | .0 | .0 | .0 | .0 | .0 | .0 | .0 | .0 | .0 | .0 | .0 | .0 | .0 | .0 |
| **18m/s** | .0 | .0 | .0 | .0 | .0 | .0 | .0 | .0 | .0 | .0 | .0 | .0 | .0 | .0 | .0 | .0 | .0 |
| **20m/s** | .0 | .0 | .0 | .0 | .0 | .0 | .0 | .0 | .0 | .0 | .0 | .0 | .0 | .0 | .0 | .0 | .0 |
| **25m/s** | .0 | .0 | .0 | .0 | .0 | .0 | .0 | .0 | .0 | .0 | .0 | .0 | .0 | .0 | .0 | .0 | .0 |
| **30m/s** | .0 | .0 | .0 | .0 | .0 | .0 | .0 | .0 | .0 | .0 | .0 | .0 | .0 | .0 | .0 | .0 | .0 |
| **35m/s** | .0 | .0 | .0 | .0 | .0 | .0 | .0 | .0 | .0 | .0 | .0 | .0 | .0 | .0 | .0 | .0 | .0 |
| **40m/s** | .0 | .0 | .0 | .0 | .0 | .0 | .0 | .0 | .0 | .0 | .0 | .0 | .0 | .0 | .0 | .0 | .0 |
| **100m/s** | | | | | | | | | | | | | | | | | |
| 合計 (%) | 6.0 | 7.3 | 14.3 | 18.0 | 7.4 | 1.5 | 1.1 | 2.5 | 1.9 | 1.5 | 1.9 | 7.7 | 14.1 | 9.6 | .9 | 4.3 | 99.7 |

[註1]: 風速介於 **2.0m/s~ 3.0m/s** 佔 **24.1%** 。主風向 **ENE** 佔 **18.0%** 。

[註2]: 風速平均值 = **3.7m/s** , 風速最大值 = **12.7m/s** , 其風向爲 **ENE**。

[註3]: 風速小於**5m/s** 佔 **74.9%**; 介於**5~10m/s** 佔 **24.3%** ; 風速大於**10m/s** 佔 **.8%**。

[註4]: 風向介於 **N~E** 佔 **47.6%**;**E~S** 佔 **8.2%** ;**S~W** 佔 **20.5%** ;**W~N** 佔 **23.4%**; 靜風佔 **.3%** 。

[註5]: 資料每小時記錄一次 , 合計 **3996**筆 ( **92.5%**) , 檔名 : **W44BHLW0.1HY** 。

# 表6.6.30　歷年 冬季 花蓮港測站 W 風速及風向聯合分佈百分比 (%) 統計表

**2002年12月 1日 1時 ~ 2007年 2月28日23時**

| 風向<br>風速 | N | NNE | NE | ENE | E | ESE | SE | SSE | S | SSW | SW | WSW | W | WNW | NW | NNW | 合計<br>(%) |
|---|---|---|---|---|---|---|---|---|---|---|---|---|---|---|---|---|---|
| **.3m/s** | .2 | .1 | .1 | .1 | .1 | .1 | .1 | .1 | .1 | .1 | .1 | .2 | .2 | .6 | .2 | .3 | 2.7 |
| **1m/s** | 2.3 | 1.4 | .9 | 1.0 | .5 | .3 | .4 | .4 | .2 | .3 | .4 | .9 | 2.1 | 4.6 | .6 | 2.8 | 19.1 |
| **2m/s** | 2.2 | 2.0 | 1.6 | 1.4 | 1.0 | .4 | .2 | .5 | .2 | .3 | .3 | 2.0 | 5.5 | 5.0 | .3 | 2.0 | 24.9 |
| **3m/s** | .5 | 1.4 | 1.6 | 1.8 | 1.3 | .4 | .2 | .4 | .3 | .1 | .2 | 2.6 | 4.0 | 1.0 | .0 | .2 | 16.0 |
| **4m/s** | .1 | .9 | 1.9 | 2.5 | 1.5 | .1 | .0 | .3 | .3 | .1 | .1 | 1.7 | 1.7 | .1 | .0 | .0 | 11.4 |
| **5m/s** | .0 | .5 | 2.0 | 2.8 | 1.1 | .1 | .0 | .2 | .2 | .1 | .1 | .8 | .5 | .0 | .0 | .0 | 8.2 |
| **6m/s** | .0 | .3 | 1.8 | 2.8 | .7 | .0 | .0 | .1 | .1 | .1 | .0 | .1 | .0 | .0 | .0 | .0 | 6.2 |
| **7m/s** | .0 | .1 | 1.1 | 2.4 | .6 | .0 | .0 | .1 | .2 | .1 | .0 | .0 | .0 | .0 | .0 | .0 | 4.5 |
| **8m/s** | .0 | .0 | 1.1 | 3.1 | .7 | .0 | .0 | .0 | .1 | .1 | .0 | .0 | .0 | .0 | .0 | .0 | 5.2 |
| **10m/s** | .0 | .0 | .2 | 1.0 | .1 | .0 | .0 | .0 | .1 | .1 | .0 | .0 | .0 | .0 | .0 | .0 | 1.5 |
| **12m/s** | .0 | .0 | .0 | .1 | .0 | .0 | .0 | .0 | .0 | .0 | .0 | .0 | .0 | .0 | .0 | .0 | .2 |
| **14m/s** | .0 | .0 | .0 | .0 | .0 | .0 | .0 | .0 | .0 | .0 | .0 | .0 | .0 | .0 | .0 | .0 | .0 |
| **16m/s** | .0 | .0 | .0 | .0 | .0 | .0 | .0 | .0 | .0 | .0 | .0 | .0 | .0 | .0 | .0 | .0 | .0 |
| **18m/s** | .0 | .0 | .0 | .0 | .0 | .0 | .0 | .0 | .0 | .0 | .0 | .0 | .0 | .0 | .0 | .0 | .0 |
| **20m/s** | .0 | .0 | .0 | .0 | .0 | .0 | .0 | .0 | .0 | .0 | .0 | .0 | .0 | .0 | .0 | .0 | .0 |
| **25m/s** | .0 | .0 | .0 | .0 | .0 | .0 | .0 | .0 | .0 | .0 | .0 | .0 | .0 | .0 | .0 | .0 | .0 |
| **30m/s** | .0 | .0 | .0 | .0 | .0 | .0 | .0 | .0 | .0 | .0 | .0 | .0 | .0 | .0 | .0 | .0 | .0 |
| **35m/s** | .0 | .0 | .0 | .0 | .0 | .0 | .0 | .0 | .0 | .0 | .0 | .0 | .0 | .0 | .0 | .0 | .0 |
| **40m/s** | .0 | .0 | .0 | .0 | .0 | .0 | .0 | .0 | .0 | .0 | .0 | .0 | .0 | .0 | .0 | .0 | .0 |
| **100m/s** | | | | | | | | | | | | | | | | | |
| 合計 (%) | 5.4 | 6.6 | 12.3 | 19.1 | 7.5 | 1.5 | 1.0 | 2.0 | 1.8 | 1.5 | 1.3 | 8.3 | 14.0 | 11.2 | 1.1 | 5.4 | 99.8 |

[註1]: 風速介於 **2.0m/s~ 3.0m/s** 佔 **24.9%** 。主風向 **ENE** 佔 **19.1%** 。

[註2]: 風速平均值 = **3.8m/s** , 風速最大值 = **16.0m/s** , 其風向爲 **SSW**。

[註3]: 風速小於**5m/s** 佔 **74.1%**; 介於**5~10m/s** 佔 **24.0%** ; 風速大於**10m/s** 佔 **1.8%**。

[註4]: 風向介於 **N~E** 佔 **46.6%**;**E~S** 佔 **6.6%** ;**S~W** 佔 **20.3%** ;**W~N** 佔 **26.3%**; 靜風佔 **.2%** 。

[註5]: 資料每小時記錄一次 , 合計 **10819**筆 **(100.0%)** , 檔名 : **W44WHLW0.1HY** 。

# 表6.6.31　歷年 春季 花蓮港測站 W 風速及風向聯合分佈百分比 (%) 統計表

**2003年 3月 1日 0時 ~ 2007年 5月31日23時**

| 風向<br>風速 | N | NNE | NE | ENE | E | ESE | SE | SSE | S | SSW | SW | WSW | W | WNW | NW | NNW | 合計<br>(%) |
|---|---|---|---|---|---|---|---|---|---|---|---|---|---|---|---|---|---|
| **.3m/s** | .7 | .2 | .2 | .2 | .3 | .2 | .2 | .2 | .2 | .3 | .2 | .4 | .5 | 1.1 | .2 | .9 | 6.0 |
| **1m/s** | 2.3 | 1.7 | 1.0 | .9 | .8 | .7 | .5 | .8 | .4 | .6 | .6 | 1.2 | 2.4 | 4.3 | .6 | 2.3 | 21.2 |
| **2m/s** | 1.4 | 1.8 | 1.5 | 1.3 | 1.4 | 1.0 | .6 | 1.0 | .9 | .6 | .8 | 2.5 | 4.8 | 3.4 | .2 | 1.2 | 24.5 |
| **3m/s** | .5 | 1.4 | 1.4 | 1.4 | 1.4 | .7 | .4 | 1.1 | .8 | .4 | .5 | 3.4 | 4.3 | .8 | .0 | .2 | 18.4 |
| **4m/s** | .1 | .8 | 1.2 | 1.5 | 1.7 | .3 | .1 | .7 | .7 | .3 | .2 | 2.6 | 1.6 | .1 | .0 | .0 | 11.9 |
| **5m/s** | .0 | .3 | 1.1 | 1.9 | 1.0 | .1 | .0 | .3 | .5 | .2 | .0 | .8 | .4 | .0 | .0 | .0 | 6.8 |
| **6m/s** | .0 | .2 | .9 | 1.7 | .5 | .0 | .0 | .1 | .5 | .2 | .0 | .2 | .1 | .0 | .0 | .0 | 4.4 |
| **7m/s** | .0 | .0 | .6 | .9 | .3 | .0 | .0 | .1 | .4 | .2 | .0 | .0 | .0 | .0 | .0 | .0 | 2.5 |
| **8m/s** | .0 | .1 | .4 | 1.3 | .2 | .0 | .0 | .0 | .5 | .1 | .0 | .0 | .0 | .0 | .0 | .0 | 2.7 |
| **10m/s** | .0 | .0 | .1 | .3 | .1 | .0 | .0 | .0 | .1 | .2 | .0 | .0 | .0 | .0 | .0 | .0 | .8 |
| **12m/s** | .0 | .0 | .0 | .1 | .0 | .0 | .0 | .0 | .0 | .1 | .0 | .0 | .0 | .0 | .0 | .0 | .2 |
| **14m/s** | .0 | .0 | .0 | .0 | .0 | .0 | .0 | .0 | .0 | .0 | .0 | .0 | .0 | .0 | .0 | .0 | .0 |
| **16m/s** | .0 | .0 | .0 | .0 | .0 | .0 | .0 | .0 | .0 | .0 | .0 | .0 | .0 | .0 | .0 | .0 | .0 |
| **18m/s** | .0 | .0 | .0 | .0 | .0 | .0 | .0 | .0 | .0 | .0 | .0 | .0 | .0 | .0 | .0 | .0 | .0 |
| **20m/s** | .0 | .0 | .0 | .0 | .0 | .0 | .0 | .0 | .0 | .0 | .0 | .0 | .0 | .0 | .0 | .0 | .0 |
| **25m/s** | .0 | .0 | .0 | .0 | .0 | .0 | .0 | .0 | .0 | .0 | .0 | .0 | .0 | .0 | .0 | .0 | .0 |
| **30m/s** | .0 | .0 | .0 | .0 | .0 | .0 | .0 | .0 | .0 | .0 | .0 | .0 | .0 | .0 | .0 | .0 | .0 |
| **35m/s** | .0 | .0 | .0 | .0 | .0 | .0 | .0 | .0 | .0 | .0 | .0 | .0 | .0 | .0 | .0 | .0 | .0 |
| **40m/s** | .0 | .0 | .0 | .0 | .0 | .0 | .0 | .0 | .0 | .0 | .0 | .0 | .0 | .0 | .0 | .0 | .0 |
| **100m/s** | | | | | | | | | | | | | | | | | |
| 合計 (%) | 5.0 | 6.7 | 8.5 | 11.5 | 7.5 | 3.0 | 1.8 | 4.4 | 5.0 | 3.1 | 2.5 | 11.0 | 14.0 | 9.7 | 1.0 | 4.6 | 99.4 |

[註**1**]: 風速介於 **2.0m/s~ 3.0m/s** 佔 **24.5%** 。主風向 **W** 佔 **14.0%** 。

[註**2**]: 風速平均值 **= 3.3m/s** , 風速最大值 **= 14.2m/s** , 其風向爲 **S** 。

[註**3**]: 風速小於**5m/s** 佔 **82.7%**; 介於**5~10m/s** 佔 **16.3%** ; 風速大於**10m/s** 佔 **1.0%**。

[註**4**]: 風向介於 **N~E** 佔 **34.2%**;**E~S** 佔 **13.7%** ;**S~W** 佔 **28.3%** ;**W~N** 佔 **23.2%**; 靜風佔 **.6%** 。

[註**5**]: 資料每小時記錄一次 , 合計 **10991**筆 ( **99.6%**) , 檔名 : **W44NHLW0.1HY** 。

# 表6.6.32　歷年 夏季 花蓮港測站 W 風速及風向聯合分佈百分比 (%) 統計表

**2002年 6月19日14時 ~ 2007年 8月31日23時**

| 風向<br>風速 | N | NNE | NE | ENE | E | ESE | SE | SSE | S | SSW | SW | WSW | W | WNW | NW | NNW | 合計<br>(%) |
|---|---|---|---|---|---|---|---|---|---|---|---|---|---|---|---|---|---|
| **.3m/s** | .5 | .1 | .1 | .2 | .3 | .4 | .2 | .4 | .4 | .5 | .4 | .3 | .5 | 1.0 | .1 | .5 | 6.1 |
| **1m/s** | 1.2 | .7 | .6 | .5 | .8 | 1.1 | .7 | .9 | .8 | 1.4 | 1.3 | 1.8 | 2.4 | 2.8 | .3 | 1.0 | 18.4 |
| **2m/s** | .8 | 1.0 | .6 | .7 | 1.3 | 1.6 | 1.1 | 2.0 | 1.0 | 1.7 | 1.8 | 4.5 | 4.6 | 1.8 | .1 | .3 | 24.8 |
| **3m/s** | .3 | .6 | .5 | .8 | 1.9 | 1.5 | .8 | 2.2 | 1.2 | 1.1 | 1.5 | 5.1 | 4.4 | .4 | .0 | .1 | 22.3 |
| **4m/s** | .1 | .4 | .4 | .7 | 1.5 | .5 | .2 | 1.3 | 1.3 | .9 | .6 | 2.8 | 1.6 | .1 | .0 | .0 | 12.4 |
| **5m/s** | .1 | .2 | .2 | .6 | 1.5 | .2 | .0 | .7 | 1.5 | .6 | .3 | .7 | .2 | .0 | .0 | .0 | 6.6 |
| **6m/s** | .0 | .1 | .2 | .3 | .5 | .0 | .0 | .3 | 1.2 | .6 | .2 | .2 | .1 | .0 | .0 | .0 | 3.6 |
| **7m/s** | .0 | .0 | .0 | .1 | .1 | .0 | .0 | .1 | 1.3 | .4 | .0 | .0 | .0 | .0 | .0 | .0 | 2.2 |
| **8m/s** | .0 | .0 | .1 | .1 | .0 | .0 | .0 | .1 | 1.2 | .4 | .0 | .0 | .0 | .0 | .0 | .0 | 2.0 |
| **10m/s** | .0 | .0 | .0 | .0 | .0 | .0 | .0 | .0 | .2 | .2 | .0 | .0 | .0 | .0 | .0 | .0 | .6 |
| **12m/s** | .0 | .0 | .0 | .1 | .0 | .0 | .0 | .0 | .1 | .0 | .0 | .0 | .0 | .0 | .0 | .0 | .2 |
| **14m/s** | .0 | .0 | .0 | .0 | .0 | .0 | .0 | .0 | .0 | .0 | .0 | .0 | .0 | .0 | .0 | .0 | .0 |
| **16m/s** | .0 | .0 | .0 | .0 | .0 | .0 | .0 | .0 | .0 | .0 | .0 | .0 | .0 | .0 | .0 | .0 | .1 |
| **18m/s** | .0 | .0 | .0 | .0 | .0 | .0 | .0 | .0 | .0 | .0 | .0 | .0 | .0 | .0 | .0 | .0 | .1 |
| **20m/s** | .0 | .0 | .0 | .0 | .0 | .0 | .0 | .0 | .0 | .0 | .0 | .0 | .0 | .0 | .0 | .0 | .0 |
| **25m/s** | .0 | .0 | .0 | .0 | .0 | .0 | .0 | .0 | .0 | .0 | .0 | .0 | .0 | .0 | .0 | .0 | .0 |
| **30m/s** | .0 | .0 | .0 | .0 | .0 | .0 | .0 | .0 | .0 | .0 | .0 | .0 | .0 | .0 | .0 | .0 | .0 |
| **35m/s** | .0 | .0 | .0 | .0 | .0 | .0 | .0 | .0 | .0 | .0 | .0 | .0 | .0 | .0 | .0 | .0 | .0 |
| **40m/s** | .0 | .0 | .0 | .0 | .0 | .0 | .0 | .0 | .0 | .0 | .0 | .0 | .0 | .0 | .0 | .0 | .0 |
| **100m/s** | | | | | | | | | | | | | | | | | |
| 合計 (%) | 3.0 | 3.2 | 2.7 | 4.2 | 8.0 | 5.4 | 3.1 | 8.1 | 10.2 | 7.8 | 6.0 | 15.5 | 13.9 | 6.0 | .5 | 2.0 | 99.5 |

[註1]: 風速介於 **2.0m/s~ 3.0m/s** 佔 **24.8%** 。主風向 **WSW** 佔 **15.5%** 。

[註2]: 風速平均值 = **3.3m/s** , 風速最大值 = **23.5m/s** , 其風向爲 **SE** 。

[註3]: 風速小於**5m/s** 佔 **84.5%**; 介於**5~10m/s** 佔 **14.4%** ; 風速大於**10m/s** 佔 **1.1%**。

[註4]: 風向介於 **N~E** 佔 **15.5%**;**E~S** 佔 **24.4%** ;**S~W** 佔 **45.3%** ;**W~N** 佔 **14.4%**; 靜風佔 **.5%** 。

[註5]: 資料每小時記錄一次 , 合計 **11944**筆 ( **90.2%**) , 檔名 : **W44SHLW0.1HY** 。

# 表6.6.33　歷年 秋季 花蓮港測站 W 風速及風向聯合分佈百分比 (%) 統計表

**2002年 9月 1日 0時 ~ 2007年11月30日23時**

| 風向<br>風速 | N | NNE | NE | ENE | E | ESE | SE | SSE | S | SSW | SW | WSW | W | WNW | NW | NNW | 合計<br>(%) |
|---|---|---|---|---|---|---|---|---|---|---|---|---|---|---|---|---|---|
| **.3m/s** | .5 | .3 | .1 | .2 | .2 | .2 | .1 | .1 | .1 | .3 | .2 | .3 | .6 | 1.0 | .1 | .4 | 4.8 |
| **1m/s** | 2.1 | 1.4 | .8 | .9 | .8 | .5 | .3 | .4 | .3 | .5 | .6 | 1.4 | 2.7 | 4.0 | .3 | 1.9 | 19.0 |
| **2m/s** | 1.7 | 1.8 | 1.1 | 1.5 | 1.3 | .7 | .4 | .7 | .3 | .4 | .6 | 3.0 | 6.0 | 3.7 | .2 | 1.0 | 24.3 |
| **3m/s** | .6 | 1.4 | 1.7 | 1.5 | 1.8 | .6 | .3 | .7 | .3 | .2 | .4 | 2.9 | 4.1 | .7 | .1 | .3 | 17.5 |
| **4m/s** | .3 | 1.0 | 1.5 | 2.4 | 1.9 | .2 | .1 | .3 | .3 | .2 | .2 | 1.6 | 1.3 | .1 | .0 | .1 | 11.4 |
| **5m/s** | .1 | .5 | 1.7 | 2.1 | 1.3 | .0 | .0 | .1 | .1 | .1 | .1 | .4 | .1 | .0 | .0 | .0 | 6.9 |
| **6m/s** | .0 | .3 | 1.4 | 2.3 | 1.0 | .0 | .0 | .1 | .2 | .1 | .0 | .0 | .0 | .0 | .0 | .0 | 5.4 |
| **7m/s** | .0 | .2 | 1.1 | 1.9 | .5 | .0 | .0 | .1 | .1 | .1 | .0 | .0 | .0 | .0 | .0 | .0 | 4.0 |
| **8m/s** | .0 | .1 | .8 | 2.1 | .3 | .0 | .0 | .0 | .1 | .1 | .0 | .0 | .0 | .0 | .0 | .0 | 3.5 |
| **10m/s** | .0 | .0 | .1 | .4 | .1 | .0 | .0 | .0 | .0 | .0 | .0 | .0 | .0 | .0 | .0 | .0 | .7 |
| **12m/s** | .0 | .0 | .0 | .1 | .0 | .0 | .0 | .0 | .0 | .0 | .0 | .0 | .0 | .0 | .0 | .0 | .1 |
| **14m/s** | .0 | .0 | .0 | .0 | .0 | .0 | .0 | .0 | .0 | .0 | .0 | .0 | .0 | .0 | .0 | .0 | .1 |
| **16m/s** | .0 | .0 | .0 | .0 | .0 | .0 | .0 | .0 | .0 | .0 | .0 | .0 | .0 | .0 | .0 | .0 | .0 |
| **18m/s** | .0 | .0 | .0 | .0 | .0 | .0 | .0 | .0 | .0 | .0 | .0 | .0 | .0 | .0 | .0 | .0 | .1 |
| **20m/s** | .0 | .0 | .0 | .0 | .0 | .0 | .0 | .0 | .0 | .0 | .0 | .0 | .0 | .0 | .0 | .0 | .0 |
| **25m/s** | .0 | .0 | .0 | .0 | .0 | .0 | .0 | .0 | .0 | .0 | .0 | .0 | .0 | .0 | .0 | .0 | .0 |
| **30m/s** | .0 | .0 | .0 | .0 | .0 | .0 | .0 | .0 | .0 | .0 | .0 | .0 | .0 | .0 | .0 | .0 | .0 |
| **35m/s** | .0 | .0 | .0 | .0 | .0 | .0 | .0 | .0 | .0 | .0 | .0 | .0 | .0 | .0 | .0 | .0 | .0 |
| **40m/s** | .0 | .0 | .0 | .0 | .0 | .0 | .0 | .0 | .0 | .0 | .0 | .0 | .0 | .0 | .0 | .0 | .0 |
| **100m/s** | | | | | | | | | | | | | | | | | |
| 合計 (%) | 5.3 | 6.9 | 10.3 | 15.6 | 9.2 | 2.4 | 1.2 | 2.6 | 2.0 | 2.0 | 2.1 | 9.7 | 14.8 | 9.4 | .7 | 3.7 | 97.7 |

[註1]: 風速介於 **2.0m/s~ 3.0m/s** 佔 **24.3%** 。主風向 **ENE** 佔 **15.6%** 。

[註2]: 風速平均值 = **3.5m/s** , 風速最大值 = **53.8m/s** , 其風向爲 **E** 。

[註3]: 風速小於**5m/s** 佔 **79.3%**; 介於**5~10m/s** 佔 **19.7%** ; 風速大於**10m/s** 佔 **.9%**。

[註4]: 風向介於 **N~E** 佔 **41.8%**;**E~S** 佔 **9.9%** ;**S~W** 佔 **23.9%** ;**W~N** 佔 **22.0%**; 靜風佔 **2.3%** 。

[註5]: 資料每小時記錄一次 , 合計 **12762**筆 ( **97.4%**) , 檔名 : **W44FHLW0.1HY** 。

# 表6.6.34　歷年 花蓮港測站 W 風速及風向聯合分佈百分比 (%) 統計表

**2002年 6月19日14時 ~ 2007年11月30日23時**

| 風向<br>風速 | N | NNE | NE | ENE | E | ESE | SE | SSE | S | SSW | SW | WSW | W | WNW | NW | NNW | 合計<br>(%) |
|---|---|---|---|---|---|---|---|---|---|---|---|---|---|---|---|---|---|
| **.3m/s** | .5 | .2 | .1 | .2 | .2 | .2 | .2 | .2 | .2 | .3 | .2 | .3 | .5 | .9 | .1 | .5 | 4.9 |
| **1m/s** | 2.0 | 1.3 | .8 | .8 | .7 | .7 | .5 | .6 | .4 | .7 | .7 | 1.3 | 2.4 | 3.9 | .5 | 2.0 | 19.4 |
| **2m/s** | 1.5 | 1.6 | 1.2 | 1.2 | 1.2 | 1.0 | .6 | 1.1 | .6 | .8 | .9 | 3.0 | 5.2 | 3.4 | .2 | 1.1 | 24.6 |
| **3m/s** | .5 | 1.2 | 1.3 | 1.4 | 1.6 | .8 | .4 | 1.1 | .7 | .5 | .7 | 3.5 | 4.2 | .7 | .0 | .2 | 18.6 |
| **4m/s** | .1 | .8 | 1.2 | 1.8 | 1.7 | .3 | .1 | .7 | .6 | .4 | .3 | 2.2 | 1.5 | .1 | .0 | .0 | 11.8 |
| **5m/s** | .0 | .4 | 1.2 | 1.8 | 1.2 | .1 | .0 | .3 | .6 | .3 | .1 | .7 | .3 | .0 | .0 | .0 | 7.1 |
| **6m/s** | .0 | .2 | 1.1 | 1.8 | .7 | .0 | .0 | .2 | .5 | .2 | .1 | .1 | .0 | .0 | .0 | .0 | 4.9 |
| **7m/s** | .0 | .1 | .7 | 1.3 | .4 | .0 | .0 | .1 | .5 | .2 | .0 | .0 | .0 | .0 | .0 | .0 | 3.3 |
| **8m/s** | .0 | .1 | .6 | 1.7 | .3 | .0 | .0 | .0 | .5 | .2 | .0 | .0 | .0 | .0 | .0 | .0 | 3.3 |
| **10m/s** | .0 | .0 | .1 | .4 | .1 | .0 | .0 | .0 | .1 | .1 | .0 | .0 | .0 | .0 | .0 | .0 | .9 |
| **12m/s** | .0 | .0 | .0 | .1 | .0 | .0 | .0 | .0 | .0 | .0 | .0 | .0 | .0 | .0 | .0 | .0 | .2 |
| **14m/s** | .0 | .0 | .0 | .0 | .0 | .0 | .0 | .0 | .0 | .0 | .0 | .0 | .0 | .0 | .0 | .0 | .0 |
| **16m/s** | .0 | .0 | .0 | .0 | .0 | .0 | .0 | .0 | .0 | .0 | .0 | .0 | .0 | .0 | .0 | .0 | .0 |
| **18m/s** | .0 | .0 | .0 | .0 | .0 | .0 | .0 | .0 | .0 | .0 | .0 | .0 | .0 | .0 | .0 | .0 | .0 |
| **20m/s** | .0 | .0 | .0 | .0 | .0 | .0 | .0 | .0 | .0 | .0 | .0 | .0 | .0 | .0 | .0 | .0 | .0 |
| **25m/s** | .0 | .0 | .0 | .0 | .0 | .0 | .0 | .0 | .0 | .0 | .0 | .0 | .0 | .0 | .0 | .0 | .0 |
| **30m/s** | .0 | .0 | .0 | .0 | .0 | .0 | .0 | .0 | .0 | .0 | .0 | .0 | .0 | .0 | .0 | .0 | .0 |
| **35m/s** | .0 | .0 | .0 | .0 | .0 | .0 | .0 | .0 | .0 | .0 | .0 | .0 | .0 | .0 | .0 | .0 | .0 |
| **40m/s** | .0 | .0 | .0 | .0 | .0 | .0 | .0 | .0 | .0 | .0 | .0 | .0 | .0 | .0 | .0 | .0 | .0 |
| **100m/s** | | | | | | | | | | | | | | | | | |
| 合計 (%) | 4.7 | 5.8 | 8.4 | 12.5 | 8.1 | 3.1 | 1.8 | 4.3 | 4.8 | 3.6 | 3.0 | 11.2 | 14.2 | 9.0 | .8 | 3.9 | 99.0 |

[註**1**]: 風速介於 **2.0m/s~ 3.0m/s** 佔 **24.6%** 。主風向 **W** 佔 **14.2%** 。

[註**2**]: 風速平均值 **= 3.5m/s** , 風速最大值 **= 53.8m/s** , 其風向爲 **E** 。

[註**3**]: 風速小於**5m/s** 佔 **80.2%**; 介於**5~10m/s** 佔 **18.6%** ; 風速大於**10m/s** 佔 **1.2%**。

[註**4**]: 風向介於 **N~E** 佔 **34.4%**;**E~S** 佔 **13.8%** ;**S~W** 佔 **29.6%** ;**W~N** 佔 **21.3%**; 靜風佔 **1.0%** 。

[註**5**]: 資料每小時記錄一次 , 合計 **46516**筆 ( **96.5%**) , 檔名 : **W440HLW0.1HY** 。

# 表6.6.35　2006年 12月 花蓮港測站 A 風速及風向聯合分佈百分比 (%) 統計表

**2006年12月 1日 0時 ~ 2006年12月31日23時**

| 風向<br>風速 | N | NNE | NE | ENE | E | ESE | SE | SSE | S | SSW | SW | WSW | W | WNW | NW | NNW | 合計<br>(%) |
|---|---|---|---|---|---|---|---|---|---|---|---|---|---|---|---|---|---|
| **.3m/s** | .1 | .1 | .0 | .1 | .0 | .3 | .0 | .1 | .3 | .0 | .1 | .0 | .8 | .4 | .5 | .3 | 3.2 |
| **1m/s** | 2.2 | .3 | .7 | .3 | .4 | .1 | .8 | .5 | .3 | .1 | .9 | 1.9 | 4.3 | 3.2 | 2.3 | 2.7 | 21.0 |
| **2m/s** | 3.9 | 1.7 | .7 | .4 | .1 | .5 | 1.1 | .4 | .3 | .4 | .8 | 5.2 | 4.3 | 1.9 | .8 | 1.2 | 23.8 |
| **3m/s** | 1.5 | 3.8 | 1.9 | .4 | .5 | .1 | .1 | .3 | .1 | .0 | .5 | 4.2 | 1.2 | .0 | .1 | .1 | 14.9 |
| **4m/s** | .3 | 5.1 | 3.8 | .4 | .4 | .0 | .1 | .3 | .0 | .0 | .1 | .8 | .0 | .0 | .0 | .0 | 11.3 |
| **5m/s** | .1 | 2.8 | 4.8 | .8 | .0 | .0 | .0 | .0 | .0 | .0 | .0 | .1 | .0 | .0 | .0 | .0 | 8.7 |
| **6m/s** | .0 | 2.0 | 5.5 | .4 | .0 | .0 | .0 | .0 | .0 | .0 | .0 | .0 | .0 | .0 | .0 | .0 | 7.9 |
| **7m/s** | .0 | .7 | 5.1 | .1 | .0 | .0 | .0 | .0 | .0 | .0 | .0 | .0 | .0 | .0 | .0 | .0 | 5.9 |
| **8m/s** | .0 | .0 | 2.4 | .0 | .0 | .0 | .0 | .0 | .0 | .0 | .0 | .0 | .0 | .0 | .0 | .0 | 2.4 |
| **10m/s** | .0 | .0 | .1 | .0 | .0 | .0 | .0 | .0 | .0 | .0 | .0 | .0 | .0 | .0 | .0 | .0 | .1 |
| **12m/s** | .0 | .0 | .0 | .0 | .0 | .0 | .0 | .0 | .0 | .0 | .0 | .0 | .0 | .0 | .0 | .0 | .0 |
| **14m/s** | .0 | .0 | .0 | .0 | .0 | .0 | .0 | .0 | .0 | .0 | .0 | .0 | .0 | .0 | .0 | .0 | .0 |
| **16m/s** | .0 | .0 | .0 | .0 | .0 | .0 | .0 | .0 | .0 | .0 | .0 | .0 | .0 | .0 | .0 | .0 | .0 |
| **18m/s** | .0 | .0 | .0 | .0 | .0 | .0 | .0 | .0 | .0 | .0 | .0 | .0 | .0 | .0 | .0 | .0 | .0 |
| **20m/s** | .0 | .0 | .0 | .0 | .0 | .0 | .0 | .0 | .0 | .0 | .0 | .0 | .0 | .0 | .0 | .0 | .0 |
| **25m/s** | .0 | .0 | .0 | .0 | .0 | .0 | .0 | .0 | .0 | .0 | .0 | .0 | .0 | .0 | .0 | .0 | .0 |
| **30m/s** | .0 | .0 | .0 | .0 | .0 | .0 | .0 | .0 | .0 | .0 | .0 | .0 | .0 | .0 | .0 | .0 | .0 |
| **35m/s** | .0 | .0 | .0 | .0 | .0 | .0 | .0 | .0 | .0 | .0 | .0 | .0 | .0 | .0 | .0 | .0 | .0 |
| **40m/s** | .0 | .0 | .0 | .0 | .0 | .0 | .0 | .0 | .0 | .0 | .0 | .0 | .0 | .0 | .0 | .0 | .0 |
| **100m/s** | | | | | | | | | | | | | | | | | |
| 合計 (%) | 8.1 | 16.5 | 25.0 | 3.0 | 1.5 | 1.1 | 2.2 | 1.6 | .9 | .5 | 2.6 | 12.2 | 10.6 | 5.5 | 3.8 | 4.3 | 99.3 |

[註1]: 風速介於 **2.0m/s~ 3.0m/s** 佔 **23.8%** 。主風向 **NE** 佔 **25.0%** 。

[註2]: 風速平均值 = **3.6m/s** , 風速最大值 = **10.0m/s** , 其風向爲 **NE** 。

[註3]: 風速小於**5m/s** 佔 **74.9%**; 介於**5~10m/s** 佔 **25.0%** ; 風速大於**10m/s** 佔 **.1%**。

[註4]: 風向介於 **N~E** 佔 **50.4%**;**E~S** 佔 **6.3%** ;**S~W** 佔 **21.2%** ;**W~N** 佔 **21.4%**; 靜風佔 **.7%** 。

[註5]: 資料每小時記錄一次 , 合計 **744**筆 **(100.0%)** , 檔名 : **W06CHLA0.1HA** 。

# 表6.6.36　2007年 1月 花蓮港測站 A 風速及風向聯合分佈百分比 (%) 統計表

**2007年 1月 1日 0時 ~ 2007年 1月31日23時**

| 風向<br>風速 | N | NNE | NE | ENE | E | ESE | SE | SSE | S | SSW | SW | WSW | W | WNW | NW | NNW | 合計<br>(%) |
|---|---|---|---|---|---|---|---|---|---|---|---|---|---|---|---|---|---|
| **.3m/s** | .1 | .0 | .1 | .0 | .3 | .0 | .0 | .0 | .0 | .1 | .3 | .0 | .8 | .5 | 1.2 | .5 | 4.0 |
| **1m/s** | 2.4 | 1.2 | .1 | .3 | .1 | .3 | .1 | .4 | .1 | .0 | .8 | 2.8 | 6.3 | 2.6 | 1.9 | 2.4 | 21.9 |
| **2m/s** | 3.6 | 2.0 | 1.7 | .4 | .8 | .3 | .0 | .4 | .4 | .1 | .7 | 7.1 | 7.4 | 1.5 | .7 | 1.7 | 28.9 |
| **3m/s** | 1.9 | 2.0 | 1.7 | .8 | 1.7 | .4 | .0 | .0 | .1 | .0 | .4 | 5.2 | .9 | .3 | .0 | .1 | 15.7 |
| **4m/s** | .1 | 2.4 | 3.1 | .4 | .1 | .1 | .0 | .0 | .0 | .0 | .4 | 1.6 | .0 | .0 | .0 | .0 | 8.3 |
| **5m/s** | .0 | 1.5 | 3.5 | .7 | .0 | .0 | .0 | .0 | .0 | .0 | .0 | .3 | .0 | .0 | .0 | .0 | 5.9 |
| **6m/s** | .0 | .9 | 3.6 | .3 | .0 | .0 | .0 | .0 | .0 | .0 | .0 | .0 | .0 | .0 | .0 | .0 | 4.8 |
| **7m/s** | .0 | .5 | 3.9 | .5 | .0 | .0 | .0 | .0 | .0 | .0 | .0 | .0 | .0 | .0 | .0 | .0 | 5.0 |
| **8m/s** | .0 | .0 | 4.2 | .5 | .0 | .0 | .0 | .0 | .0 | .0 | .0 | .0 | .0 | .0 | .0 | .0 | 4.7 |
| **10m/s** | .0 | .0 | .1 | .0 | .0 | .0 | .0 | .0 | .0 | .0 | .0 | .0 | .0 | .0 | .0 | .0 | .1 |
| **12m/s** | .0 | .0 | .0 | .0 | .0 | .0 | .0 | .0 | .0 | .0 | .0 | .0 | .0 | .0 | .0 | .0 | .0 |
| **14m/s** | .0 | .0 | .0 | .0 | .0 | .0 | .0 | .0 | .0 | .0 | .0 | .0 | .0 | .0 | .0 | .0 | .0 |
| **16m/s** | .0 | .0 | .0 | .0 | .0 | .0 | .0 | .0 | .0 | .0 | .0 | .0 | .0 | .0 | .0 | .0 | .0 |
| **18m/s** | .0 | .0 | .0 | .0 | .0 | .0 | .0 | .0 | .0 | .0 | .0 | .0 | .0 | .0 | .0 | .0 | .0 |
| **20m/s** | .0 | .0 | .0 | .0 | .0 | .0 | .0 | .0 | .0 | .0 | .0 | .0 | .0 | .0 | .0 | .0 | .0 |
| **25m/s** | .0 | .0 | .0 | .0 | .0 | .0 | .0 | .0 | .0 | .0 | .0 | .0 | .0 | .0 | .0 | .0 | .0 |
| **30m/s** | .0 | .0 | .0 | .0 | .0 | .0 | .0 | .0 | .0 | .0 | .0 | .0 | .0 | .0 | .0 | .0 | .0 |
| **35m/s** | .0 | .0 | .0 | .0 | .0 | .0 | .0 | .0 | .0 | .0 | .0 | .0 | .0 | .0 | .0 | .0 | .0 |
| **40m/s** | .0 | .0 | .0 | .0 | .0 | .0 | .0 | .0 | .0 | .0 | .0 | .0 | .0 | .0 | .0 | .0 | .0 |
| **100m/s** | | | | | | | | | | | | | | | | | |
| 合計 (%) | 8.2 | 10.6 | 22.2 | 3.9 | 3.1 | 1.1 | .1 | .8 | .7 | .3 | 2.6 | 17.1 | 15.5 | 4.8 | 3.8 | 4.8 | 99.6 |

[註**1**]: 風速介於 **2.0m/s~ 3.0m/s** 佔 **28.9%** 。主風向 **NE** 佔 **22.2%** 。

[註**2**]: 風速平均值 **= 3.4m/s** , 風速最大值 **= 10.7m/s** , 其風向爲 **NE** 。

[註**3**]: 風速小於**5m/s** 佔 **79.4%**; 介於**5~10m/s** 佔 **20.5%** ; 風速大於**10m/s** 佔 **.1%**。

[註**4**]: 風向介於 **N~E** 佔 **43.2%**;**E~S** 佔 **4.4%** ;**S~W** 佔 **27.2%** ;**W~N** 佔 **24.8%**; 靜風佔 **.4%** 。

[註**5**]: 資料每小時記錄一次 , 合計 **743**筆 ( **99.9%**) , 檔名 : **W071HLA0.1HA** 。

# 表6.6.37　2007年 2月 花蓮港測站 A 風速及風向聯合分佈百分比 (%) 統計表

**2007年 2月 1日 0時 ~ 2007年 2月28日23時**

| 風向<br>風速 | N | NNE | NE | ENE | E | ESE | SE | SSE | S | SSW | SW | WSW | W | WNW | NW | NNW | 合計<br>(%) |
|---|---|---|---|---|---|---|---|---|---|---|---|---|---|---|---|---|---|
| **.3m/s** | .4 | .1 | .0 | .0 | .0 | .1 | .1 | .1 | .0 | .0 | .0 | .4 | .4 | .6 | .4 | .3 | 3.3 |
| **1m/s** | 3.4 | .9 | .0 | .0 | .4 | .6 | .4 | .3 | .4 | .1 | .4 | 1.3 | 3.9 | 2.8 | 1.2 | 1.8 | 18.2 |
| **2m/s** | 2.2 | 1.3 | .4 | .0 | .4 | .4 | .4 | .4 | .6 | .1 | 1.8 | 5.4 | 4.2 | 1.2 | 1.3 | 1.2 | 21.6 |
| **3m/s** | .7 | 4.5 | 2.1 | .1 | .7 | .3 | .1 | .9 | .9 | .4 | 1.9 | 8.9 | .7 | .0 | .1 | .0 | 22.6 |
| **4m/s** | .1 | 3.4 | 2.4 | .1 | .3 | .0 | .0 | 1.2 | .6 | .3 | 1.3 | 4.6 | .0 | .0 | .0 | .0 | 14.4 |
| **5m/s** | .0 | 2.2 | 3.7 | .4 | .0 | .0 | .0 | .6 | .7 | .0 | .9 | .3 | .0 | .0 | .0 | .0 | 8.9 |
| **6m/s** | .0 | .3 | 3.7 | .4 | .0 | .0 | .0 | .1 | .7 | .0 | .1 | .0 | .0 | .0 | .0 | .0 | 5.5 |
| **7m/s** | .0 | .4 | 1.8 | .0 | .0 | .0 | .0 | .0 | .7 | .0 | .0 | .0 | .0 | .0 | .0 | .0 | 3.0 |
| **8m/s** | .0 | .0 | 1.2 | .0 | .0 | .0 | .0 | .0 | .7 | .0 | .0 | .0 | .0 | .0 | .0 | .0 | 1.9 |
| **10m/s** | .0 | .0 | .0 | .0 | .0 | .0 | .0 | .0 | .1 | .0 | .0 | .0 | .0 | .0 | .0 | .0 | .1 |
| **12m/s** | .0 | .0 | .0 | .0 | .0 | .0 | .0 | .0 | .0 | .0 | .0 | .0 | .0 | .0 | .0 | .0 | .0 |
| **14m/s** | .0 | .0 | .0 | .0 | .0 | .0 | .0 | .0 | .0 | .0 | .0 | .0 | .0 | .0 | .0 | .0 | .0 |
| **16m/s** | .0 | .0 | .0 | .0 | .0 | .0 | .0 | .0 | .0 | .0 | .0 | .0 | .0 | .0 | .0 | .0 | .0 |
| **18m/s** | .0 | .0 | .0 | .0 | .0 | .0 | .0 | .0 | .0 | .0 | .0 | .0 | .0 | .0 | .0 | .0 | .0 |
| **20m/s** | .0 | .0 | .0 | .0 | .0 | .0 | .0 | .0 | .0 | .0 | .0 | .0 | .0 | .0 | .0 | .0 | .0 |
| **25m/s** | .0 | .0 | .0 | .0 | .0 | .0 | .0 | .0 | .0 | .0 | .0 | .0 | .0 | .0 | .0 | .0 | .0 |
| **30m/s** | .0 | .0 | .0 | .0 | .0 | .0 | .0 | .0 | .0 | .0 | .0 | .0 | .0 | .0 | .0 | .0 | .0 |
| **35m/s** | .0 | .0 | .0 | .0 | .0 | .0 | .0 | .0 | .0 | .0 | .0 | .0 | .0 | .0 | .0 | .0 | .0 |
| **40m/s** | .0 | .0 | .0 | .0 | .0 | .0 | .0 | .0 | .0 | .0 | .0 | .0 | .0 | .0 | .0 | .0 | .0 |
| **100m/s** | | | | | | | | | | | | | | | | | |
| 合計 (%) | 7.0 | 13.2 | 15.3 | 1.2 | 1.9 | 1.5 | 1.2 | 3.7 | 5.7 | 1.0 | 6.5 | 21.0 | 9.2 | 4.6 | 3.1 | 3.3 | 99.6 |

[註1]: 風速介於 **3.0m/s~ 4.0m/s** 佔 **22.6%** 。主風向 **WSW** 佔 **21.0%** 。

[註2]: 風速平均值 = **3.5m/s** , 風速最大值 = **10.0m/s** , 其風向爲 **S** 。

[註3]: 風速小於**5m/s** 佔 **80.5%**; 介於**5~10m/s** 佔 **19.3%** ; 風速大於**10m/s** 佔 **.1%**。

[註4]: 風向介於 **N~E** 佔 **33.6%**;**E~S** 佔 **11.0%** ;**S~W** 佔 **36.9%** ;**W~N** 佔 **18.0%**; 靜風佔 **.4%** 。

[註5]: 資料每小時記錄一次 , 合計 **672**筆 **(100.0%)** , 檔名 : **W072HLA0.1HA** 。

# 表6.6.38　2007年 3月 花蓮港測站 A 風速及風向聯合分佈百分比 (%) 統計表

**2007年 3月 1日 0時 ~ 2007年 3月31日23時**

| 風向<br>風速 | N | NNE | NE | ENE | E | ESE | SE | SSE | S | SSW | SW | WSW | W | WNW | NW | NNW | 合計<br>(%) |
|---|---|---|---|---|---|---|---|---|---|---|---|---|---|---|---|---|---|
| **.3m/s** | .5 | .1 | .1 | .1 | .0 | .3 | .3 | .1 | .1 | .4 | .1 | .0 | 1.3 | .3 | .4 | .5 | 4.8 |
| **1m/s** | 2.7 | .5 | .3 | .1 | .4 | .4 | 1.2 | .7 | .3 | .1 | 1.1 | 2.0 | 5.0 | 2.6 | 2.6 | 1.6 | 21.5 |
| **2m/s** | 2.6 | 1.7 | .5 | .5 | 1.3 | 1.3 | 1.3 | .9 | .8 | .3 | 1.9 | 6.7 | 6.3 | .9 | .5 | .8 | 28.7 |
| **3m/s** | 1.2 | 1.9 | .8 | .3 | .5 | .4 | .9 | 1.1 | 1.1 | .5 | 1.5 | 6.7 | 1.1 | .0 | .1 | .0 | 18.2 |
| **4m/s** | .3 | 1.7 | 2.0 | .5 | .5 | .0 | .0 | .4 | .4 | .1 | .5 | 2.0 | .1 | .0 | .0 | .0 | 8.7 |
| **5m/s** | .1 | .9 | 3.4 | .0 | .1 | .0 | .0 | .3 | .7 | .0 | .7 | .0 | .0 | .0 | .0 | .0 | 6.2 |
| **6m/s** | .0 | .7 | 3.4 | .0 | .0 | .0 | .0 | .0 | .5 | .1 | .0 | .0 | .0 | .0 | .0 | .0 | 4.7 |
| **7m/s** | .0 | .4 | 2.3 | .1 | .0 | .0 | .0 | .0 | .1 | .0 | .0 | .0 | .0 | .0 | .0 | .0 | 3.0 |
| **8m/s** | .0 | .1 | 2.3 | .0 | .0 | .0 | .0 | .0 | .4 | .0 | .0 | .0 | .0 | .0 | .0 | .0 | 2.8 |
| **10m/s** | .0 | .0 | .7 | .0 | .0 | .0 | .0 | .0 | .1 | .0 | .0 | .0 | .0 | .0 | .0 | .0 | .8 |
| **12m/s** | .0 | .0 | .1 | .0 | .0 | .0 | .0 | .0 | .0 | .0 | .0 | .0 | .0 | .0 | .0 | .0 | .1 |
| **14m/s** | .0 | .0 | .0 | .0 | .0 | .0 | .0 | .0 | .0 | .0 | .0 | .0 | .0 | .0 | .0 | .0 | .0 |
| **16m/s** | .0 | .0 | .0 | .0 | .0 | .0 | .0 | .0 | .0 | .0 | .0 | .0 | .0 | .0 | .0 | .0 | .0 |
| **18m/s** | .0 | .0 | .0 | .0 | .0 | .0 | .0 | .0 | .0 | .0 | .0 | .0 | .0 | .0 | .0 | .0 | .0 |
| **20m/s** | .0 | .0 | .0 | .0 | .0 | .0 | .0 | .0 | .0 | .0 | .0 | .0 | .0 | .0 | .0 | .0 | .0 |
| **25m/s** | .0 | .0 | .0 | .0 | .0 | .0 | .0 | .0 | .0 | .0 | .0 | .0 | .0 | .0 | .0 | .0 | .0 |
| **30m/s** | .0 | .0 | .0 | .0 | .0 | .0 | .0 | .0 | .0 | .0 | .0 | .0 | .0 | .0 | .0 | .0 | .0 |
| **35m/s** | .0 | .0 | .0 | .0 | .0 | .0 | .0 | .0 | .0 | .0 | .0 | .0 | .0 | .0 | .0 | .0 | .0 |
| **40m/s** | .0 | .0 | .0 | .0 | .0 | .0 | .0 | .0 | .0 | .0 | .0 | .0 | .0 | .0 | .0 | .0 | .0 |
| **100m/s** | | | | | | | | | | | | | | | | | |
| 合計 (%) | 7.4 | 8.2 | 15.9 | 1.7 | 3.0 | 2.4 | 3.8 | 3.5 | 4.6 | 1.6 | 5.8 | 17.5 | 13.9 | 3.8 | 3.6 | 3.0 | 99.6 |

[註**1**]: 風速介於 **2.0m/s~ 3.0m/s** 佔 **28.7%** 。主風向 **WSW** 佔 **17.5%** 。

[註**2**]: 風速平均值 **= 3.3m/s** , 風速最大值 **= 12.3m/s** , 其風向爲 **NE** 。

[註**3**]: 風速小於**5m/s** 佔 **82.4%**; 介於**5~10m/s** 佔 **16.7%** ; 風速大於**10m/s** 佔 **.9%**。

[註**4**]: 風向介於 **N~E** 佔 **31.6%**;**E~S** 佔 **12.8%** ;**S~W** 佔 **33.6%** ;**W~N** 佔 **21.5%**; 靜風佔 **.4%** 。

[註**5**]: 資料每小時記錄一次 , 合計 **743**筆 ( **99.9%**) , 檔名 : **W073HLA0.1HA** 。

# 表6.6.39　2007年 4月 花蓮港測站 A 風速及風向聯合分佈百分比 (%) 統計表

**2007年 4月 1日 0時 ~ 2007年 4月30日23時**

| 風向<br>風速 | N | NNE | NE | ENE | E | ESE | SE | SSE | S | SSW | SW | WSW | W | WNW | NW | NNW | 合計<br>(%) |
|---|---|---|---|---|---|---|---|---|---|---|---|---|---|---|---|---|---|
| **.3m/s** | .8 | .0 | .1 | .4 | .1 | .0 | .1 | .0 | .3 | .4 | .3 | .6 | 1.1 | .4 | .8 | .4 | 6.0 |
| **1m/s** | 2.5 | 1.1 | .3 | .0 | .6 | .8 | .7 | .7 | .3 | .8 | 1.1 | 2.8 | 4.3 | 2.9 | 1.8 | 1.4 | 22.1 |
| **2m/s** | 3.2 | 1.9 | .4 | .4 | 1.0 | 1.8 | 2.1 | 1.0 | .3 | .3 | 1.8 | 6.9 | 4.4 | 1.3 | .7 | 1.3 | 28.8 |
| **3m/s** | .8 | 2.8 | .7 | .7 | 1.4 | .3 | .7 | 1.3 | .4 | .1 | 1.8 | 5.7 | .8 | .3 | .0 | .6 | 18.3 |
| **4m/s** | .6 | 2.5 | 1.1 | .3 | .3 | .1 | .1 | .7 | .7 | .0 | .7 | 1.5 | .0 | .0 | .0 | .1 | 8.8 |
| **5m/s** | .4 | 1.3 | 2.5 | .3 | .0 | .0 | .0 | .3 | 1.3 | .0 | .4 | .6 | .0 | .0 | .0 | .0 | 6.9 |
| **6m/s** | .3 | .4 | 1.7 | .1 | .0 | .0 | .0 | .1 | .6 | .0 | .0 | .0 | .0 | .0 | .0 | .0 | 3.2 |
| **7m/s** | .0 | .1 | 1.7 | .1 | .0 | .0 | .0 | .0 | .4 | .0 | .0 | .0 | .0 | .0 | .0 | .0 | 2.4 |
| **8m/s** | .0 | .0 | 2.1 | .1 | .0 | .0 | .0 | .0 | .6 | .0 | .0 | .0 | .0 | .0 | .0 | .0 | 2.8 |
| **10m/s** | .0 | .0 | .0 | .0 | .0 | .0 | .0 | .0 | .0 | .0 | .0 | .1 | .0 | .0 | .0 | .0 | .1 |
| **12m/s** | .0 | .0 | .0 | .0 | .0 | .0 | .0 | .0 | .0 | .0 | .0 | .0 | .0 | .0 | .0 | .0 | .0 |
| **14m/s** | .0 | .0 | .0 | .0 | .0 | .0 | .0 | .0 | .0 | .0 | .0 | .0 | .0 | .0 | .0 | .0 | .0 |
| **16m/s** | .0 | .0 | .0 | .0 | .0 | .0 | .0 | .0 | .0 | .0 | .0 | .0 | .0 | .0 | .0 | .0 | .0 |
| **18m/s** | .0 | .0 | .0 | .0 | .0 | .0 | .0 | .0 | .0 | .0 | .0 | .0 | .0 | .0 | .0 | .0 | .0 |
| **20m/s** | .0 | .0 | .0 | .0 | .0 | .0 | .0 | .0 | .0 | .0 | .0 | .0 | .0 | .0 | .0 | .0 | .0 |
| **25m/s** | .0 | .0 | .0 | .0 | .0 | .0 | .0 | .0 | .0 | .0 | .0 | .0 | .0 | .0 | .0 | .0 | .0 |
| **30m/s** | .0 | .0 | .0 | .0 | .0 | .0 | .0 | .0 | .0 | .0 | .0 | .0 | .0 | .0 | .0 | .0 | .0 |
| **35m/s** | .0 | .0 | .0 | .0 | .0 | .0 | .0 | .0 | .0 | .0 | .0 | .0 | .0 | .0 | .0 | .0 | .0 |
| **40m/s** | .0 | .0 | .0 | .0 | .0 | .0 | .0 | .0 | .0 | .0 | .0 | .0 | .0 | .0 | .0 | .0 | .0 |
| **100m/s** | | | | | | | | | | | | | | | | | |
| 合計 (%) | 8.6 | 10.1 | 10.6 | 2.5 | 3.3 | 3.1 | 3.7 | 4.0 | 4.7 | 1.7 | 6.1 | 18.2 | 10.7 | 4.9 | 3.3 | 3.7 | 99.3 |

[註1]: 風速介於 **2.0m/s~ 3.0m/s** 佔 **28.8%** 。主風向 **WSW** 佔 **18.2%** 。

[註2]: 風速平均值 = **3.1m/s** , 風速最大值 = **11.1m/s** , 其風向爲 **WSW**。

[註3]: 風速小於**5m/s** 佔 **84.6%**; 介於**5~10m/s** 佔 **15.3%** ; 風速大於**10m/s** 佔 **.1%**。

[註4]: 風向介於 **N~E** 佔 **31.4%**;**E~S** 佔 **14.6%** ;**S~W** 佔 **34.2%** ;**W~N** 佔 **19.2%**; 靜風佔 **.7%** 。

[註5]: 資料每小時記錄一次 , 合計 **720**筆 **(100.0%)** , 檔名 : **W074HLA0.1HA** 。

# 表6.6.40　2007年 5月 花蓮港測站 A 風速及風向聯合分佈百分比 (%) 統計表

**2007年 5月 1日 0時 ~ 2007年 5月31日23時**

| 風向<br>風速 | N | NNE | NE | ENE | E | ESE | SE | SSE | S | SSW | SW | WSW | W | WNW | NW | NNW | 合計<br>(%) |
|---|---|---|---|---|---|---|---|---|---|---|---|---|---|---|---|---|---|
| **.3m/s** | .4 | .5 | .3 | .1 | .4 | .3 | .3 | .0 | .4 | .0 | .3 | .4 | .9 | .4 | .1 | .4 | 5.2 |
| **1m/s** | 3.2 | 1.7 | .3 | .8 | 1.3 | .8 | 1.5 | .8 | .7 | 1.3 | 1.7 | 3.2 | 4.2 | 2.6 | 1.5 | .9 | 26.6 |
| **2m/s** | 3.1 | 2.7 | .7 | 1.1 | 1.1 | 2.8 | 2.8 | .9 | 1.5 | .7 | 2.3 | 6.5 | 2.8 | .9 | .3 | 1.5 | 31.6 |
| **3m/s** | .8 | 2.4 | .9 | 1.2 | 2.0 | 1.1 | .9 | 1.1 | .7 | .1 | 1.7 | 8.2 | .4 | .0 | .0 | .1 | 21.8 |
| **4m/s** | .1 | .8 | .3 | .3 | 1.1 | .0 | .0 | 2.0 | .1 | .0 | .4 | 2.7 | .0 | .0 | .0 | .0 | 7.8 |
| **5m/s** | .0 | .9 | .4 | .3 | .0 | .0 | .1 | 1.2 | .0 | .0 | .7 | .3 | .0 | .0 | .0 | .0 | 3.9 |
| **6m/s** | .0 | .1 | .4 | .0 | .0 | .0 | .0 | .1 | .0 | .0 | .1 | .0 | .0 | .0 | .0 | .0 | .8 |
| **7m/s** | .0 | .1 | .0 | .0 | .0 | .0 | .0 | .0 | .0 | .0 | .0 | .0 | .0 | .0 | .0 | .0 | .1 |
| **8m/s** | .0 | .0 | .0 | .0 | .0 | .0 | .0 | .0 | .0 | .0 | .0 | .0 | .0 | .0 | .0 | .0 | .0 |
| **10m/s** | .0 | .0 | .0 | .0 | .0 | .0 | .0 | .0 | .0 | .0 | .0 | .0 | .0 | .0 | .0 | .0 | .0 |
| **12m/s** | .0 | .0 | .0 | .0 | .0 | .0 | .0 | .0 | .0 | .0 | .0 | .0 | .0 | .0 | .0 | .0 | .0 |
| **14m/s** | .0 | .0 | .0 | .0 | .0 | .0 | .0 | .0 | .0 | .0 | .0 | .0 | .0 | .0 | .0 | .0 | .0 |
| **16m/s** | .0 | .0 | .0 | .0 | .0 | .0 | .0 | .0 | .0 | .0 | .0 | .0 | .0 | .0 | .0 | .0 | .0 |
| **18m/s** | .0 | .0 | .0 | .0 | .0 | .0 | .0 | .0 | .0 | .0 | .0 | .0 | .0 | .0 | .0 | .0 | .0 |
| **20m/s** | .0 | .0 | .0 | .0 | .0 | .0 | .0 | .0 | .0 | .0 | .0 | .0 | .0 | .0 | .0 | .0 | .0 |
| **25m/s** | .0 | .0 | .0 | .0 | .0 | .0 | .0 | .0 | .0 | .0 | .0 | .0 | .0 | .0 | .0 | .0 | .0 |
| **30m/s** | .0 | .0 | .0 | .0 | .0 | .0 | .0 | .0 | .0 | .0 | .0 | .0 | .0 | .0 | .0 | .0 | .0 |
| **35m/s** | .0 | .0 | .0 | .0 | .0 | .0 | .0 | .0 | .0 | .0 | .0 | .0 | .0 | .0 | .0 | .0 | .0 |
| **40m/s** | .0 | .0 | .0 | .0 | .0 | .0 | .0 | .0 | .0 | .0 | .0 | .0 | .0 | .0 | .0 | .0 | .0 |
| **100m/s** | | | | | | | | | | | | | | | | | |
| 合計 (%) | 7.7 | 9.4 | 3.2 | 3.8 | 5.9 | 5.0 | 5.7 | 6.2 | 3.4 | 2.2 | 7.3 | 21.3 | 8.3 | 3.9 | 1.9 | 3.0 | 98.0 |

[註**1**]: 風速介於 **2.0m/s~ 3.0m/s** 佔 **31.6%** 。主風向 **WSW** 佔 **21.3%** 。

[註**2**]: 風速平均值 **= 2.6m/s** , 風速最大值 **= 7.5m/s** , 其風向爲 **NNE**。

[註**3**]: 風速小於**5m/s** 佔 **95.2%**; 介於**5~10m/s** 佔 **4.8%** ; 風速大於**10m/s** 佔 **.0%**。

[註**4**]: 風向介於 **N~E** 佔 **22.5%**;**E~S** 佔 **23.0%** ;**S~W** 佔 **37.3%** ;**W~N** 佔 **15.2%**; 靜風佔 **2.0%** 。

[註**5**]: 資料每小時記錄一次 , 合計 **743**筆 ( **99.9%**) , 檔名 : **W075HLA0.1HA** 。

# 表6.6.41　2007年 6月 花蓮港測站 A 風速及風向聯合分佈百分比 (%) 統計表

**2007年 6月 1日 0時 ~ 2007年 6月30日23時**

| 風向<br>風速 | N | NNE | NE | ENE | E | ESE | SE | SSE | S | SSW | SW | WSW | W | WNW | NW | NNW | 合計<br>(%) |
|---|---|---|---|---|---|---|---|---|---|---|---|---|---|---|---|---|---|
| **.3m/s** | 1.0 | .1 | .3 | .1 | .0 | .0 | .1 | .3 | .1 | .4 | .0 | .7 | .6 | .7 | .6 | .4 | 5.5 |
| **1m/s** | 5.1 | 1.5 | .4 | .3 | .8 | .7 | 1.1 | .4 | 1.4 | 1.0 | 1.4 | 2.5 | 5.2 | 1.1 | .7 | 1.8 | 25.6 |
| **2m/s** | 3.0 | 2.4 | .8 | 1.0 | 1.1 | 2.0 | 1.1 | .4 | 2.0 | .8 | 3.7 | 4.8 | 1.1 | .4 | .1 | .4 | 25.2 |
| **3m/s** | .7 | 2.7 | .4 | .3 | 2.0 | .6 | .4 | 1.5 | 2.0 | 1.5 | 2.8 | 5.9 | .3 | .0 | .0 | .0 | 21.1 |
| **4m/s** | .3 | 1.5 | .7 | .6 | 1.1 | .0 | .1 | 1.3 | 1.5 | .3 | 1.3 | 2.0 | .0 | .0 | .0 | .0 | 10.7 |
| **5m/s** | .1 | .4 | .0 | .0 | .1 | .0 | .0 | .4 | 1.3 | .1 | .0 | .0 | .0 | .0 | .0 | .0 | 2.5 |
| **6m/s** | .0 | .1 | .0 | .0 | .0 | .0 | .0 | .6 | 2.4 | .1 | .0 | .0 | .0 | .0 | .0 | .0 | 3.2 |
| **7m/s** | .0 | .0 | .0 | .0 | .0 | .0 | .0 | .4 | 2.4 | .1 | .0 | .0 | .0 | .0 | .0 | .0 | 3.0 |
| **8m/s** | .0 | .0 | .0 | .0 | .0 | .0 | .0 | .0 | 2.1 | .0 | .0 | .0 | .0 | .0 | .0 | .0 | 2.1 |
| **10m/s** | .0 | .0 | .0 | .0 | .0 | .0 | .0 | .0 | .1 | .0 | .0 | .0 | .0 | .0 | .0 | .0 | .1 |
| **12m/s** | .0 | .0 | .0 | .0 | .0 | .0 | .0 | .0 | .0 | .0 | .0 | .0 | .0 | .0 | .0 | .0 | .0 |
| **14m/s** | .0 | .0 | .0 | .0 | .0 | .0 | .0 | .0 | .0 | .0 | .0 | .0 | .0 | .0 | .0 | .0 | .0 |
| **16m/s** | .0 | .0 | .0 | .0 | .0 | .0 | .0 | .0 | .0 | .0 | .0 | .0 | .0 | .0 | .0 | .0 | .0 |
| **18m/s** | .0 | .0 | .0 | .0 | .0 | .0 | .0 | .0 | .0 | .0 | .0 | .0 | .0 | .0 | .0 | .0 | .0 |
| **20m/s** | .0 | .0 | .0 | .0 | .0 | .0 | .0 | .0 | .0 | .0 | .0 | .0 | .0 | .0 | .0 | .0 | .0 |
| **25m/s** | .0 | .0 | .0 | .0 | .0 | .0 | .0 | .0 | .0 | .0 | .0 | .0 | .0 | .0 | .0 | .0 | .0 |
| **30m/s** | .0 | .0 | .0 | .0 | .0 | .0 | .0 | .0 | .0 | .0 | .0 | .0 | .0 | .0 | .0 | .0 | .0 |
| **35m/s** | .0 | .0 | .0 | .0 | .0 | .0 | .0 | .0 | .0 | .0 | .0 | .0 | .0 | .0 | .0 | .0 | .0 |
| **40m/s** | .0 | .0 | .0 | .0 | .0 | .0 | .0 | .0 | .0 | .0 | .0 | .0 | .0 | .0 | .0 | .0 | .0 |
| **100m/s** | | | | | | | | | | | | | | | | | |
| 合計 (%) | 10.1 | 8.9 | 2.7 | 2.3 | 5.2 | 3.2 | 3.0 | 5.4 | 15.4 | 4.5 | 9.2 | 15.9 | 7.2 | 2.3 | 1.4 | 2.7 | 99.2 |

[註1]: 風速介於 **1.0m/s~ 2.0m/s** 佔 **25.6%** 。主風向 **WSW** 佔 **15.9%** 。

[註2]: 風速平均值 = **3.0m/s** , 風速最大值 = **10.3m/s** , 其風向爲 **S** 。

[註3]: 風速小於**5m/s** 佔 **89.0%**; 介於**5~10m/s** 佔 **10.8%** ; 風速大於**10m/s** 佔 **.1%**。

[註4]: 風向介於 **N~E** 佔 **23.5%**;**E~S** 佔 **20.8%** ;**S~W** 佔 **42.1%** ;**W~N** 佔 **12.7%**; 靜風佔 **.8%** 。

[註5]: 資料每小時記錄一次 , 合計 **710**筆 ( **98.6%**) , 檔名 : **W076HLA0.1HA** 。

# 表6.6.42　2007年 7月 花蓮港測站 A 風速及風向聯合分佈百分比 (%) 統計表

**2007年 7月 1日 0時 ~ 2007年 7月31日23時**

| 風向<br>風速 | N | NNE | NE | ENE | E | ESE | SE | SSE | S | SSW | SW | WSW | W | WNW | NW | NNW | 合計<br>(%) |
|---|---|---|---|---|---|---|---|---|---|---|---|---|---|---|---|---|---|
| **.3m/s** | .3 | .3 | .4 | .1 | .3 | .1 | .3 | .4 | .8 | .8 | .3 | .7 | .4 | .1 | .1 | .3 | 5.7 |
| **1m/s** | .8 | .1 | .1 | .4 | 1.1 | 1.1 | 1.9 | 1.1 | 1.1 | 1.6 | 2.4 | 1.6 | 2.8 | .8 | .5 | .3 | 17.8 |
| **2m/s** | .7 | .9 | .7 | .1 | 1.9 | 3.8 | 3.8 | 1.5 | 1.2 | .9 | 4.3 | 7.1 | .9 | .4 | .0 | .4 | 28.7 |
| **3m/s** | .1 | .7 | .3 | .1 | 3.4 | 2.8 | 3.1 | 2.6 | 1.9 | .4 | 4.4 | 9.8 | .4 | .0 | .0 | .0 | 30.0 |
| **4m/s** | .0 | .4 | .8 | .4 | .9 | .0 | .5 | 1.7 | 1.1 | .1 | 1.3 | 2.0 | .0 | .1 | .0 | .0 | 9.6 |
| **5m/s** | .0 | .3 | .4 | .0 | .0 | .0 | .0 | 1.5 | 1.6 | .0 | .3 | .0 | .0 | .0 | .0 | .0 | 4.0 |
| **6m/s** | .0 | .0 | .0 | .0 | .0 | .0 | .0 | .8 | .5 | .0 | .0 | .0 | .0 | .0 | .0 | .0 | 1.3 |
| **7m/s** | .0 | .0 | .0 | .0 | .0 | .0 | .0 | .4 | 1.2 | .0 | .0 | .0 | .0 | .0 | .0 | .0 | 1.6 |
| **8m/s** | .0 | .0 | .0 | .0 | .0 | .0 | .0 | .1 | .4 | .0 | .0 | .0 | .0 | .0 | .0 | .0 | .5 |
| **10m/s** | .0 | .0 | .0 | .0 | .0 | .0 | .0 | .0 | .0 | .0 | .0 | .0 | .0 | .0 | .0 | .0 | .0 |
| **12m/s** | .0 | .0 | .0 | .0 | .0 | .0 | .0 | .0 | .0 | .0 | .0 | .0 | .0 | .0 | .0 | .0 | .0 |
| **14m/s** | .0 | .0 | .0 | .0 | .0 | .0 | .0 | .0 | .0 | .0 | .0 | .0 | .0 | .0 | .0 | .0 | .0 |
| **16m/s** | .0 | .0 | .0 | .0 | .0 | .0 | .0 | .0 | .0 | .0 | .0 | .0 | .0 | .0 | .0 | .0 | .0 |
| **18m/s** | .0 | .0 | .0 | .0 | .0 | .0 | .0 | .0 | .0 | .0 | .0 | .0 | .0 | .0 | .0 | .0 | .0 |
| **20m/s** | .0 | .0 | .0 | .0 | .0 | .0 | .0 | .0 | .0 | .0 | .0 | .0 | .0 | .0 | .0 | .0 | .0 |
| **25m/s** | .0 | .0 | .0 | .0 | .0 | .0 | .0 | .0 | .0 | .0 | .0 | .0 | .0 | .0 | .0 | .0 | .0 |
| **30m/s** | .0 | .0 | .0 | .0 | .0 | .0 | .0 | .0 | .0 | .0 | .0 | .0 | .0 | .0 | .0 | .0 | .0 |
| **35m/s** | .0 | .0 | .0 | .0 | .0 | .0 | .0 | .0 | .0 | .0 | .0 | .0 | .0 | .0 | .0 | .0 | .0 |
| **40m/s** | .0 | .0 | .0 | .0 | .0 | .0 | .0 | .0 | .0 | .0 | .0 | .0 | .0 | .0 | .0 | .0 | .0 |
| **100m/s** | | | | | | | | | | | | | | | | | |
| 合計 (%) | 1.9 | 2.7 | 2.7 | 1.2 | 7.5 | 7.8 | 9.6 | 10.1 | 9.8 | 3.9 | 13.1 | 21.3 | 4.6 | 1.5 | .7 | .9 | 99.2 |

[註**1**]: 風速介於 **3.0m/s~ 4.0m/s** 佔 **30.0%** 。主風向 **WSW** 佔 **21.3%** 。

[註**2**]: 風速平均值 **= 2.9m/s** , 風速最大值 **= 8.9m/s** , 其風向爲 **S** 。

[註**3**]: 風速小於**5m/s** 佔 **92.5%**; 介於**5~10m/s** 佔 **7.5%** ; 風速大於**10m/s** 佔 **.0%**。

[註**4**]: 風向介於 **N~E** 佔 **9.0%**;**E~S** 佔 **39.8%** ;**S~W** 佔 **44.8%** ;**W~N** 佔 **5.5%**; 靜風佔 **.8%** 。

[註**5**]: 資料每小時記錄一次 , 合計 **743**筆 ( **99.9%**) , 檔名 : **W077HLA0.1HA** 。

# 表6.6.43　2007年 8月 花蓮港測站 A 風速及風向聯合分佈百分比 (%) 統計表

**2007年 8月 1日 0時 ~ 2007年 8月31日23時**

| 風向<br>風速 | N | NNE | NE | ENE | E | ESE | SE | SSE | S | SSW | SW | WSW | W | WNW | NW | NNW | 合計<br>(%) |
|---|---|---|---|---|---|---|---|---|---|---|---|---|---|---|---|---|---|
| **.3m/s** | .4 | .0 | .0 | .0 | .0 | .1 | .1 | .0 | .5 | .7 | .1 | .5 | 1.0 | .4 | .5 | .0 | 4.5 |
| **1m/s** | 1.2 | .1 | .3 | .4 | .1 | .7 | 1.0 | .8 | 1.6 | 2.0 | 3.7 | 3.4 | 2.6 | 1.1 | .3 | .7 | 20.0 |
| **2m/s** | .8 | .4 | .3 | .3 | 1.9 | 2.2 | 1.6 | 1.8 | 3.0 | 2.9 | 4.9 | 7.1 | 2.0 | .4 | .4 | .3 | 30.2 |
| **3m/s** | .4 | .3 | .0 | .5 | 1.0 | .7 | 1.2 | 1.8 | 2.2 | 1.9 | 5.0 | 5.9 | .4 | .3 | .1 | .7 | 22.3 |
| **4m/s** | .4 | .5 | .3 | .0 | 1.4 | .1 | .8 | 1.9 | 1.4 | 1.0 | 1.2 | .8 | .0 | .0 | .0 | .0 | 9.8 |
| **5m/s** | .5 | .4 | .5 | .4 | .1 | .0 | .3 | 1.4 | 1.4 | .0 | .3 | .3 | .0 | .0 | .0 | .0 | 5.6 |
| **6m/s** | .7 | .3 | .1 | .1 | .4 | .1 | .0 | .1 | .3 | .3 | .1 | .0 | .0 | .0 | .0 | .0 | 2.6 |
| **7m/s** | .1 | .1 | .0 | .0 | .0 | .0 | .0 | .0 | .1 | .0 | .0 | .0 | .0 | .0 | .0 | .0 | .4 |
| **8m/s** | .0 | .0 | .0 | .0 | .3 | .0 | .0 | .0 | .3 | .0 | .0 | .0 | .0 | .0 | .0 | .0 | .5 |
| **10m/s** | .0 | .0 | .0 | .0 | .3 | .0 | .0 | .0 | .0 | .0 | .0 | .0 | .0 | .0 | .0 | .0 | .3 |
| **12m/s** | .0 | .0 | .0 | .0 | .3 | .0 | .1 | .0 | .4 | .0 | .0 | .0 | .0 | .0 | .0 | .0 | .8 |
| **14m/s** | .0 | .0 | .0 | .0 | .0 | .3 | .0 | .1 | .1 | .0 | .0 | .0 | .0 | .0 | .0 | .0 | .5 |
| **16m/s** | .0 | .0 | .0 | .0 | .0 | .0 | .0 | .0 | .4 | .3 | .0 | .0 | .0 | .0 | .0 | .0 | .7 |
| **18m/s** | .0 | .0 | .0 | .0 | .0 | .0 | .0 | .0 | .4 | .3 | .0 | .0 | .0 | .0 | .0 | .0 | .7 |
| **20m/s** | .0 | .0 | .0 | .0 | .0 | .0 | .0 | .0 | .0 | .0 | .0 | .0 | .0 | .0 | .0 | .0 | .0 |
| **25m/s** | .0 | .0 | .0 | .0 | .0 | .0 | .0 | .0 | .0 | .0 | .0 | .0 | .0 | .0 | .0 | .0 | .0 |
| **30m/s** | .0 | .0 | .0 | .0 | .0 | .0 | .0 | .0 | .0 | .0 | .0 | .0 | .0 | .0 | .0 | .0 | .0 |
| **35m/s** | .0 | .0 | .0 | .0 | .0 | .0 | .0 | .0 | .0 | .0 | .0 | .0 | .0 | .0 | .0 | .0 | .0 |
| **40m/s** | .0 | .0 | .0 | .0 | .0 | .0 | .0 | .0 | .0 | .0 | .0 | .0 | .0 | .0 | .0 | .0 | .0 |
| **100m/s** | | | | | | | | | | | | | | | | | |
| 合計 (%) | 4.6 | 2.2 | 1.5 | 1.8 | 5.7 | 4.2 | 5.2 | 7.9 | 12.1 | 9.3 | 15.4 | 18.0 | 6.0 | 2.2 | 1.4 | 1.6 | 98.9 |

[註1]: 風速介於 **2.0m/s~ 3.0m/s** 佔 **30.2%** 。主風向 **WSW** 佔 **18.0%** 。

[註2]: 風速平均值 = **3.3m/s** , 風速最大值 = **19.6m/s** , 其風向爲 **S** 。

[註3]: 風速小於**5m/s** 佔 **87.9%**; 介於**5~10m/s** 佔 **9.1%** ; 風速大於**10m/s** 佔 **3.0%**。

[註4]: 風向介於 **N~E** 佔 **10.2%**;**E~S** 佔 **24.4%** ;**S~W** 佔 **54.7%** ;**W~N** 佔 **9.7%**; 靜風佔 **1.1%** 。

[註5]: 資料每小時記錄一次 , 合計 **735**筆 ( **98.8%**) , 檔名 : **W078HLA0.1HA** 。

# 表6.6.44　2007年 9月 花蓮港測站 A 風速及風向聯合分佈百分比 (%) 統計表

**2007年 9月 1日 0時 ~ 2007年 9月30日23時**

| 風向<br>風速 | N | NNE | NE | ENE | E | ESE | SE | SSE | S | SSW | SW | WSW | W | WNW | NW | NNW | 合計<br>(%) |
|---|---|---|---|---|---|---|---|---|---|---|---|---|---|---|---|---|---|
| **.3m/s** | .3 | .0 | .1 | .1 | .3 | .0 | .1 | .3 | .4 | .3 | .8 | .4 | 1.0 | .3 | .0 | .0 | 4.5 |
| **1m/s** | .6 | 1.0 | .1 | .7 | 1.3 | .7 | .8 | .6 | .6 | 1.1 | 2.9 | 3.6 | 2.4 | 1.8 | .7 | 1.0 | 19.8 |
| **2m/s** | 1.4 | .6 | .8 | 1.4 | 1.4 | 1.7 | 1.4 | 1.1 | .8 | 1.7 | 9.4 | 4.6 | 1.7 | 1.1 | .7 | 1.5 | 31.3 |
| **3m/s** | .6 | .3 | .8 | 2.5 | 4.5 | 1.5 | 1.4 | .6 | .1 | 1.0 | 9.5 | 1.3 | .3 | .3 | .8 | .4 | 25.8 |
| **4m/s** | .4 | .1 | .1 | .8 | 4.1 | .6 | .6 | 1.0 | .0 | .3 | 2.9 | .0 | .0 | .1 | .1 | .0 | 11.2 |
| **5m/s** | .0 | .1 | .0 | .4 | 2.7 | .7 | .3 | .1 | .0 | .0 | .0 | .0 | .0 | .0 | .0 | .1 | 4.5 |
| **6m/s** | .0 | .0 | .0 | .3 | 1.7 | .0 | .0 | .0 | .0 | .0 | .0 | .0 | .0 | .0 | .0 | .0 | 2.0 |
| **7m/s** | .0 | .0 | .0 | .1 | .1 | .0 | .0 | .0 | .0 | .0 | .0 | .0 | .0 | .0 | .0 | .0 | .3 |
| **8m/s** | .0 | .0 | .0 | .0 | .0 | .0 | .0 | .0 | .0 | .0 | .0 | .0 | .0 | .0 | .0 | .0 | .0 |
| **10m/s** | .0 | .0 | .0 | .0 | .0 | .0 | .0 | .0 | .0 | .0 | .0 | .0 | .0 | .0 | .0 | .0 | .0 |
| **12m/s** | .0 | .0 | .0 | .0 | .0 | .0 | .0 | .0 | .0 | .0 | .0 | .0 | .0 | .0 | .0 | .0 | .0 |
| **14m/s** | .0 | .0 | .0 | .0 | .0 | .0 | .0 | .0 | .0 | .0 | .0 | .0 | .0 | .0 | .0 | .0 | .0 |
| **16m/s** | .0 | .0 | .0 | .0 | .0 | .0 | .0 | .0 | .0 | .0 | .0 | .0 | .0 | .0 | .0 | .0 | .0 |
| **18m/s** | .0 | .0 | .0 | .0 | .0 | .0 | .0 | .0 | .0 | .0 | .0 | .0 | .0 | .0 | .0 | .0 | .0 |
| **20m/s** | .0 | .0 | .0 | .0 | .0 | .0 | .0 | .0 | .0 | .0 | .0 | .0 | .0 | .0 | .0 | .0 | .0 |
| **25m/s** | .0 | .0 | .0 | .0 | .0 | .0 | .0 | .0 | .0 | .0 | .0 | .0 | .0 | .0 | .0 | .0 | .0 |
| **30m/s** | .0 | .0 | .0 | .0 | .0 | .0 | .0 | .0 | .0 | .0 | .0 | .0 | .0 | .0 | .0 | .0 | .0 |
| **35m/s** | .0 | .0 | .0 | .0 | .0 | .0 | .0 | .0 | .0 | .0 | .0 | .0 | .0 | .0 | .0 | .0 | .0 |
| **40m/s** | .0 | .0 | .0 | .0 | .0 | .0 | .0 | .0 | .0 | .0 | .0 | .0 | .0 | .0 | .0 | .0 | .0 |
| **100m/s** | | | | | | | | | | | | | | | | | |
| 合計 (%) | 3.2 | 2.1 | 2.1 | 6.4 | 15.9 | 5.2 | 4.6 | 3.6 | 2.0 | 4.3 | 25.6 | 9.9 | 5.3 | 3.6 | 2.4 | 3.1 | 99.3 |

[註1]: 風速介於 **2.0m/s~ 3.0m/s** 佔 **31.3%** 。主風向 **SW** 佔 **25.6%** 。

[註2]: 風速平均值 = **2.8m/s** , 風速最大值 = **7.3m/s** , 其風向爲 **ENE**。

[註3]: 風速小於**5m/s** 佔 **93.3%**; 介於**5~10m/s** 佔 **6.7%** ; 風速大於**10m/s** 佔 **.0%**。

[註4]: 風向介於 **N~E** 佔 **18.2%**;**E~S** 佔 **24.3%** ;**S~W** 佔 **42.5%** ;**W~N** 佔 **14.4%**; 靜風佔 **.7%** 。

[註5]: 資料每小時記錄一次 , 合計 **716**筆 ( **99.4%**) , 檔名 : **W079HLA0.1HA** 。

# 表6.6.45　2007年 10月 花蓮港測站 A 風速及風向聯合分佈百分比 (%) 統計表

**2007年10月 1日 0時 ~ 2007年10月31日23時**

| 風向<br>風速 | N | NNE | NE | ENE | E | ESE | SE | SSE | S | SSW | SW | WSW | W | WNW | NW | NNW | 合計<br>(%) |
|---|---|---|---|---|---|---|---|---|---|---|---|---|---|---|---|---|---|
| **.3m/s** | .1 | .0 | .4 | .1 | .0 | .1 | .0 | .1 | .5 | .0 | .5 | .7 | 1.3 | .5 | .8 | .0 | 5.4 |
| **1m/s** | 1.5 | .1 | .1 | .0 | .0 | .7 | .0 | .1 | .1 | .9 | 1.3 | 2.8 | 4.2 | 2.4 | 1.2 | 1.5 | 17.1 |
| **2m/s** | 2.0 | 1.7 | 1.3 | 1.5 | 1.5 | .4 | .0 | .1 | .1 | .9 | 5.4 | 4.6 | 1.6 | 1.1 | 1.3 | .7 | 24.4 |
| **3m/s** | 2.0 | 2.0 | 1.1 | 2.7 | 5.1 | .1 | .0 | .0 | .4 | .7 | 2.6 | .8 | .0 | .3 | .4 | .7 | 18.8 |
| **4m/s** | .3 | 2.2 | .7 | 1.5 | 4.6 | .4 | .0 | .0 | .1 | .4 | .9 | .0 | .1 | .0 | .0 | .3 | 11.4 |
| **5m/s** | .0 | .8 | .4 | .9 | 5.9 | .3 | .0 | .0 | .0 | .4 | .4 | .0 | .0 | .0 | .0 | .0 | 9.2 |
| **6m/s** | .3 | .8 | .1 | .1 | 3.9 | .0 | .0 | .0 | .0 | .1 | .1 | .0 | .0 | .0 | .0 | .0 | 5.5 |
| **7m/s** | .0 | .3 | .0 | .4 | 2.0 | .0 | .0 | .0 | .0 | .1 | .1 | .0 | .0 | .0 | .0 | .0 | 3.0 |
| **8m/s** | .0 | .1 | .1 | .4 | 1.5 | .0 | .0 | .0 | .0 | .1 | .1 | .0 | .0 | .0 | .0 | .0 | 2.4 |
| **10m/s** | .0 | .0 | .0 | .7 | .8 | .0 | .0 | .0 | .1 | .0 | .0 | .0 | .0 | .0 | .0 | .0 | 1.6 |
| **12m/s** | .0 | .0 | .0 | .1 | .3 | .0 | .0 | .0 | .0 | .0 | .0 | .0 | .0 | .0 | .0 | .0 | .4 |
| **14m/s** | .0 | .0 | .0 | .0 | .3 | .0 | .0 | .0 | .0 | .0 | .0 | .1 | .0 | .0 | .0 | .0 | .4 |
| **16m/s** | .0 | .0 | .0 | .0 | .0 | .0 | .0 | .0 | .0 | .0 | .0 | .0 | .0 | .0 | .0 | .0 | .0 |
| **18m/s** | .0 | .0 | .0 | .0 | .0 | .0 | .0 | .0 | .0 | .0 | .0 | .0 | .0 | .0 | .0 | .0 | .0 |
| **20m/s** | .0 | .0 | .0 | .0 | .0 | .0 | .0 | .0 | .0 | .0 | .0 | .0 | .1 | .0 | .0 | .0 | .1 |
| **25m/s** | .0 | .0 | .0 | .0 | .0 | .0 | .0 | .0 | .0 | .0 | .0 | .0 | .0 | .0 | .0 | .0 | .0 |
| **30m/s** | .0 | .0 | .0 | .0 | .0 | .0 | .0 | .0 | .0 | .0 | .0 | .0 | .0 | .0 | .0 | .0 | .0 |
| **35m/s** | .0 | .0 | .0 | .0 | .0 | .0 | .0 | .0 | .0 | .0 | .0 | .0 | .0 | .0 | .0 | .0 | .0 |
| **40m/s** | .0 | .0 | .0 | .0 | .0 | .0 | .0 | .0 | .0 | .0 | .0 | .0 | .0 | .0 | .0 | .0 | .0 |
| **100m/s** | | | | | | | | | | | | | | | | | |
| 合計 (%) | 6.2 | 8.1 | 4.3 | 8.5 | 25.8 | 2.0 | .0 | .4 | 1.5 | 3.8 | 11.6 | 9.0 | 7.4 | 4.3 | 3.8 | 3.1 | 99.7 |

[註1]: 風速介於 **2.0m/s~ 3.0m/s** 佔 **24.4%** 。主風向 **E** 佔 **25.8%** 。

[註2]: 風速平均值 = **3.6m/s** , 風速最大值 = **22.7m/s** , 其風向爲 **W** 。

[註3]: 風速小於**5m/s** 佔 **77.4%**; 介於**5~10m/s** 佔 **20.1%** ; 風速大於**10m/s** 佔 **2.6%**。

[註4]: 風向介於 **N~E** 佔 **36.3%**;**E~S** 佔 **17.9%** ;**S~W** 佔 **28.4%** ;**W~N** 佔 **17.1%**; 靜風佔 **.3%** 。

[註5]: 資料每小時記錄一次 , 合計 **743**筆 ( **99.9%**) , 檔名 : **W07AHLA0.1HA** 。

# 表6.6.46　2007年 11月 花蓮港測站 A 風速及風向聯合分佈百分比 (%) 統計表

**2007年11月 1日 0時 ~ 2007年11月30日23時**

| 風向<br>風速 | N | NNE | NE | ENE | E | ESE | SE | SSE | S | SSW | SW | WSW | W | WNW | NW | NNW | 合計<br>(%) |
|---|---|---|---|---|---|---|---|---|---|---|---|---|---|---|---|---|---|
| **.3m/s** | .7 | .0 | .1 | .0 | .0 | .0 | .0 | .0 | .0 | .1 | .1 | .3 | .6 | .6 | .7 | .4 | 3.6 |
| **1m/s** | 1.1 | .6 | .1 | .1 | .0 | .0 | .1 | .0 | .1 | .6 | .8 | 2.6 | 3.5 | 1.9 | 1.5 | 1.5 | 14.7 |
| **2m/s** | 4.0 | 1.5 | .1 | .4 | .4 | .3 | .1 | .0 | .4 | .1 | 3.2 | 4.7 | 2.5 | .8 | .8 | 2.6 | 22.2 |
| **3m/s** | 2.9 | 3.1 | .3 | .8 | .4 | .0 | .0 | .0 | .0 | .0 | 1.0 | 2.6 | .3 | .4 | .6 | 1.4 | 13.8 |
| **4m/s** | 3.2 | 5.8 | 1.4 | .1 | .0 | .0 | .0 | .0 | .0 | .1 | .1 | .0 | .3 | .0 | .0 | .7 | 11.8 |
| **5m/s** | 1.5 | 7.1 | 1.3 | .4 | .0 | .0 | .0 | .0 | .0 | .0 | .0 | .0 | .0 | .0 | .0 | .3 | 10.6 |
| **6m/s** | .6 | 6.7 | 1.1 | .1 | .0 | .0 | .0 | .0 | .0 | .0 | .0 | .0 | .0 | .0 | .0 | .0 | 8.5 |
| **7m/s** | .0 | 6.0 | .8 | .0 | .0 | .0 | .0 | .0 | .0 | .0 | .0 | .0 | .0 | .0 | .0 | .0 | 6.8 |
| **8m/s** | .0 | 4.4 | 1.5 | .0 | .0 | .0 | .0 | .0 | .0 | .0 | .0 | .0 | .0 | .0 | .0 | .0 | 6.0 |
| **10m/s** | .0 | 1.8 | .1 | .0 | .0 | .0 | .0 | .0 | .0 | .0 | .0 | .0 | .0 | .0 | .0 | .0 | 1.9 |
| **12m/s** | .0 | .0 | .0 | .0 | .0 | .0 | .0 | .0 | .0 | .0 | .0 | .0 | .0 | .0 | .0 | .0 | .0 |
| **14m/s** | .0 | .0 | .0 | .0 | .0 | .0 | .0 | .0 | .0 | .0 | .0 | .0 | .0 | .0 | .0 | .0 | .0 |
| **16m/s** | .0 | .0 | .0 | .0 | .0 | .0 | .0 | .0 | .0 | .0 | .0 | .0 | .0 | .0 | .0 | .0 | .0 |
| **18m/s** | .0 | .0 | .0 | .0 | .0 | .0 | .0 | .0 | .0 | .0 | .0 | .0 | .0 | .0 | .0 | .0 | .0 |
| **20m/s** | .0 | .0 | .0 | .0 | .0 | .0 | .0 | .0 | .0 | .0 | .0 | .0 | .0 | .0 | .0 | .0 | .0 |
| **25m/s** | .0 | .0 | .0 | .0 | .0 | .0 | .0 | .0 | .0 | .0 | .0 | .0 | .0 | .0 | .0 | .0 | .0 |
| **30m/s** | .0 | .0 | .0 | .0 | .0 | .0 | .0 | .0 | .0 | .0 | .0 | .0 | .0 | .0 | .0 | .0 | .0 |
| **35m/s** | .0 | .0 | .0 | .0 | .0 | .0 | .0 | .0 | .0 | .0 | .0 | .0 | .0 | .0 | .0 | .0 | .0 |
| **40m/s** | .0 | .0 | .0 | .0 | .0 | .0 | .0 | .0 | .0 | .0 | .0 | .0 | .0 | .0 | .0 | .0 | .0 |
| **100m/s** | | | | | | | | | | | | | | | | | |
| 合計 (%) | 14.0 | 36.9 | 6.9 | 2.1 | .8 | .3 | .3 | .0 | .6 | 1.0 | 5.3 | 10.3 | 7.1 | 3.8 | 3.6 | 6.9 | 99.9 |

[註1]: 風速介於 **2.0m/s~ 3.0m/s** 佔 **22.2%** 。主風向 **NNE** 佔 **36.9%** 。

[註2]: 風速平均值 = **4.1m/s** , 風速最大值 = **11.9m/s** , 其風向爲 **NNE**。

[註3]: 風速小於**5m/s** 佔 **66.3%**; 介於**5~10m/s** 佔 **31.8%** ; 風速大於**10m/s** 佔 **1.9%**。

[註4]: 風向介於 **N~E** 佔 **56.8%**;**E~S** 佔 **1.1%** ;**S~W** 佔 **19.4%** ;**W~N** 佔 **22.5%**; 靜風佔 **.1%** 。

[註5]: 資料每小時記錄一次 , 合計 **720**筆 **(100.0%)** , 檔名 : **W07BHLA0.1HA** 。

# 表6.6.47　2007年 冬季 花蓮港測站 A 風速及風向聯合分佈百分比 (%) 統計表

**2006年12月 1日 0時 ~ 2007年 2月28日23時**

| 風向<br>風速 | N | NNE | NE | ENE | E | ESE | SE | SSE | S | SSW | SW | WSW | W | WNW | NW | NNW | 合計<br>(%) |
|---|---|---|---|---|---|---|---|---|---|---|---|---|---|---|---|---|---|
| **.3m/s** | .2 | .1 | .0 | .0 | .1 | .1 | .0 | .1 | .1 | .0 | .1 | .1 | .7 | .5 | .7 | .4 | 3.5 |
| **1m/s** | 2.6 | .8 | .3 | .2 | .3 | .3 | .5 | .4 | .3 | .1 | .7 | 2.0 | 4.9 | 2.9 | 1.8 | 2.3 | 20.4 |
| **2m/s** | 3.3 | 1.7 | 1.0 | .3 | .5 | .4 | .5 | .4 | .4 | .2 | 1.1 | 5.9 | 5.3 | 1.5 | .9 | 1.4 | 24.9 |
| **3m/s** | 1.4 | 3.4 | 1.9 | .5 | 1.0 | .3 | .1 | .4 | .4 | .1 | .9 | 6.0 | 1.0 | .1 | .1 | .1 | 17.6 |
| **4m/s** | .2 | 3.7 | 3.1 | .3 | .3 | .0 | .0 | .5 | .2 | .1 | .6 | 2.3 | .0 | .0 | .0 | .0 | 11.3 |
| **5m/s** | .0 | 2.2 | 4.0 | .6 | .0 | .0 | .0 | .2 | .2 | .0 | .3 | .2 | .0 | .0 | .0 | .0 | 7.8 |
| **6m/s** | .0 | 1.1 | 4.3 | .4 | .0 | .0 | .0 | .0 | .2 | .0 | .0 | .0 | .0 | .0 | .0 | .0 | 6.1 |
| **7m/s** | .0 | .6 | 3.7 | .2 | .0 | .0 | .0 | .0 | .2 | .0 | .0 | .0 | .0 | .0 | .0 | .0 | 4.7 |
| **8m/s** | .0 | .0 | 2.6 | .2 | .0 | .0 | .0 | .0 | .2 | .0 | .0 | .0 | .0 | .0 | .0 | .0 | 3.1 |
| **10m/s** | .0 | .0 | .1 | .0 | .0 | .0 | .0 | .0 | .0 | .0 | .0 | .0 | .0 | .0 | .0 | .0 | .1 |
| **12m/s** | .0 | .0 | .0 | .0 | .0 | .0 | .0 | .0 | .0 | .0 | .0 | .0 | .0 | .0 | .0 | .0 | .0 |
| **14m/s** | .0 | .0 | .0 | .0 | .0 | .0 | .0 | .0 | .0 | .0 | .0 | .0 | .0 | .0 | .0 | .0 | .0 |
| **16m/s** | .0 | .0 | .0 | .0 | .0 | .0 | .0 | .0 | .0 | .0 | .0 | .0 | .0 | .0 | .0 | .0 | .0 |
| **18m/s** | .0 | .0 | .0 | .0 | .0 | .0 | .0 | .0 | .0 | .0 | .0 | .0 | .0 | .0 | .0 | .0 | .0 |
| **20m/s** | .0 | .0 | .0 | .0 | .0 | .0 | .0 | .0 | .0 | .0 | .0 | .0 | .0 | .0 | .0 | .0 | .0 |
| **25m/s** | .0 | .0 | .0 | .0 | .0 | .0 | .0 | .0 | .0 | .0 | .0 | .0 | .0 | .0 | .0 | .0 | .0 |
| **30m/s** | .0 | .0 | .0 | .0 | .0 | .0 | .0 | .0 | .0 | .0 | .0 | .0 | .0 | .0 | .0 | .0 | .0 |
| **35m/s** | .0 | .0 | .0 | .0 | .0 | .0 | .0 | .0 | .0 | .0 | .0 | .0 | .0 | .0 | .0 | .0 | .0 |
| **40m/s** | .0 | .0 | .0 | .0 | .0 | .0 | .0 | .0 | .0 | .0 | .0 | .0 | .0 | .0 | .0 | .0 | .0 |
| **100m/s** | | | | | | | | | | | | | | | | | |
| 合計 (%) | 7.8 | 13.5 | 21.0 | 2.7 | 2.2 | 1.2 | 1.2 | 2.0 | 2.3 | .6 | 3.8 | 16.6 | 11.9 | 5.0 | 3.6 | 4.2 | 99.5 |

[註**1**]: 風速介於 **2.0m/s~ 3.0m/s** 佔 **24.9%** 。主風向 **NE** 佔 **21.0%** 。

[註**2**]: 風速平均值 **= 3.5m/s** , 風速最大值 **= 10.7m/s** , 其風向爲 **NE** 。

[註**3**]: 風速小於**5m/s** 佔 **78.2%**; 介於**5~10m/s** 佔 **21.7%** ; 風速大於**10m/s** 佔 **.1%**。

[註**4**]: 風向介於 **N~E** 佔 **42.7%**;**E~S** 佔 **7.1%** ;**S~W** 佔 **28.2%** ;**W~N** 佔 **21.5%**; 靜風佔 **.5%** 。

[註**5**]: 資料每小時記錄一次 , 合計 **2159**筆 **(100.0%)** , 檔名 : **W07WHLA0.1HY** 。

# 表6.6.48　2007年 春季 花蓮港測站 A 風速及風向聯合分佈百分比 (%) 統計表

**2007年 3月 1日 0時 ~ 2007年 5月31日23時**

| 風向<br>風速 | N | NNE | NE | ENE | E | ESE | SE | SSE | S | SSW | SW | WSW | W | WNW | NW | NNW | 合計<br>(%) |
|---|---|---|---|---|---|---|---|---|---|---|---|---|---|---|---|---|---|
| **.3m/s** | .6 | .2 | .2 | .2 | .2 | .2 | .2 | .0 | .3 | .3 | .2 | .3 | 1.1 | .4 | .5 | .5 | 5.3 |
| **1m/s** | 2.8 | 1.1 | .3 | .3 | .8 | .7 | 1.1 | .7 | .4 | .8 | 1.3 | 2.7 | 4.5 | 2.7 | 1.9 | 1.3 | 23.4 |
| **2m/s** | 2.9 | 2.1 | .5 | .7 | 1.1 | 2.0 | 2.1 | 1.0 | .9 | .4 | 2.0 | 6.7 | 4.5 | 1.0 | .5 | 1.2 | 29.7 |
| **3m/s** | 1.0 | 2.4 | .8 | .7 | 1.3 | .6 | .9 | 1.1 | .7 | .3 | 1.7 | 6.9 | .8 | .1 | .0 | .2 | 19.4 |
| **4m/s** | .3 | 1.7 | 1.1 | .4 | .6 | .0 | .0 | 1.0 | .4 | .0 | .5 | 2.1 | .0 | .0 | .0 | .0 | 8.4 |
| **5m/s** | .2 | 1.0 | 2.1 | .2 | .0 | .0 | .0 | .6 | .6 | .0 | .6 | .3 | .0 | .0 | .0 | .0 | 5.7 |
| **6m/s** | .1 | .4 | 1.8 | .0 | .0 | .0 | .0 | .1 | .4 | .0 | .0 | .0 | .0 | .0 | .0 | .0 | 2.9 |
| **7m/s** | .0 | .2 | 1.3 | .1 | .0 | .0 | .0 | .0 | .2 | .0 | .0 | .0 | .0 | .0 | .0 | .0 | 1.8 |
| **8m/s** | .0 | .0 | 1.5 | .0 | .0 | .0 | .0 | .0 | .3 | .0 | .0 | .0 | .0 | .0 | .0 | .0 | 1.9 |
| **10m/s** | .0 | .0 | .2 | .0 | .0 | .0 | .0 | .0 | .0 | .0 | .0 | .0 | .0 | .0 | .0 | .0 | .3 |
| **12m/s** | .0 | .0 | .0 | .0 | .0 | .0 | .0 | .0 | .0 | .0 | .0 | .0 | .0 | .0 | .0 | .0 | .0 |
| **14m/s** | .0 | .0 | .0 | .0 | .0 | .0 | .0 | .0 | .0 | .0 | .0 | .0 | .0 | .0 | .0 | .0 | .0 |
| **16m/s** | .0 | .0 | .0 | .0 | .0 | .0 | .0 | .0 | .0 | .0 | .0 | .0 | .0 | .0 | .0 | .0 | .0 |
| **18m/s** | .0 | .0 | .0 | .0 | .0 | .0 | .0 | .0 | .0 | .0 | .0 | .0 | .0 | .0 | .0 | .0 | .0 |
| **20m/s** | .0 | .0 | .0 | .0 | .0 | .0 | .0 | .0 | .0 | .0 | .0 | .0 | .0 | .0 | .0 | .0 | .0 |
| **25m/s** | .0 | .0 | .0 | .0 | .0 | .0 | .0 | .0 | .0 | .0 | .0 | .0 | .0 | .0 | .0 | .0 | .0 |
| **30m/s** | .0 | .0 | .0 | .0 | .0 | .0 | .0 | .0 | .0 | .0 | .0 | .0 | .0 | .0 | .0 | .0 | .0 |
| **35m/s** | .0 | .0 | .0 | .0 | .0 | .0 | .0 | .0 | .0 | .0 | .0 | .0 | .0 | .0 | .0 | .0 | .0 |
| **40m/s** | .0 | .0 | .0 | .0 | .0 | .0 | .0 | .0 | .0 | .0 | .0 | .0 | .0 | .0 | .0 | .0 | .0 |
| **100m/s** | | | | | | | | | | | | | | | | | |
| 合計 (%) | 7.9 | 9.2 | 9.9 | 2.7 | 4.1 | 3.5 | 4.4 | 4.6 | 4.2 | 1.8 | 6.4 | 19.0 | 11.0 | 4.2 | 2.9 | 3.2 | 99.0 |

[註**1**]: 風速介於 **2.0m/s~ 3.0m/s** 佔 **29.7%** 。主風向 **WSW** 佔 **19.0%** 。

[註**2**]: 風速平均值 **= 3.0m/s** , 風速最大值 **= 12.3m/s** , 其風向爲 **NE** 。

[註**3**]: 風速小於**5m/s** 佔 **87.4%**; 介於**5~10m/s** 佔 **12.2%** ; 風速大於**10m/s** 佔 **.4%**。

[註**4**]: 風向介於 **N~E** 佔 **28.5%**;**E~S** 佔 **16.8%** ;**S~W** 佔 **35.0%** ;**W~N** 佔 **18.6%**; 靜風佔 **1.0%** 。

[註**5**]: 資料每小時記錄一次 , 合計 **2206**筆 ( **99.9%**) , 檔名 : **W07NHLA0.1HY** 。

# 表6.6.49　2007年 夏季 花蓮港測站 A 風速及風向聯合分佈百分比 (%) 統計表

**2007年 6月 1日 0時 ~ 2007年 8月31日23時**

| 風向<br>風速 | N | NNE | NE | ENE | E | ESE | SE | SSE | S | SSW | SW | WSW | W | WNW | NW | NNW | 合計<br>(%) |
|---|---|---|---|---|---|---|---|---|---|---|---|---|---|---|---|---|---|
| **.3m/s** | .5 | .1 | .2 | .1 | .1 | .1 | .2 | .2 | .5 | .6 | .1 | .6 | .6 | .4 | .4 | .2 | 5.2 |
| **1m/s** | 2.3 | .6 | .3 | .4 | .7 | .8 | 1.3 | .8 | 1.4 | 1.6 | 2.5 | 2.5 | 3.5 | 1.0 | .5 | .9 | 21.1 |
| **2m/s** | 1.5 | 1.2 | .6 | .5 | 1.6 | 2.7 | 2.2 | 1.2 | 2.1 | 1.6 | 4.3 | 6.4 | 1.4 | .4 | .2 | .4 | 28.1 |
| **3m/s** | .4 | 1.2 | .2 | .3 | 2.1 | 1.4 | 1.6 | 2.0 | 2.0 | 1.3 | 4.1 | 7.2 | .4 | .1 | .0 | .2 | 24.5 |
| **4m/s** | .2 | .8 | .6 | .3 | 1.1 | .0 | .5 | 1.6 | 1.3 | .5 | 1.3 | 1.6 | .0 | .0 | .0 | .0 | 10.0 |
| **5m/s** | .2 | .4 | .3 | .1 | .1 | .0 | .1 | 1.1 | 1.4 | .0 | .2 | .1 | .0 | .0 | .0 | .0 | 4.1 |
| **6m/s** | .2 | .1 | .0 | .0 | .1 | .0 | .0 | .5 | 1.1 | .1 | .0 | .0 | .0 | .0 | .0 | .0 | 2.4 |
| **7m/s** | .0 | .0 | .0 | .0 | .0 | .0 | .0 | .3 | 1.2 | .0 | .0 | .0 | .0 | .0 | .0 | .0 | 1.6 |
| **8m/s** | .0 | .0 | .0 | .0 | .1 | .0 | .0 | .0 | .9 | .0 | .0 | .0 | .0 | .0 | .0 | .0 | 1.1 |
| **10m/s** | .0 | .0 | .0 | .0 | .1 | .0 | .0 | .0 | .0 | .0 | .0 | .0 | .0 | .0 | .0 | .0 | .1 |
| **12m/s** | .0 | .0 | .0 | .0 | .1 | .0 | .0 | .0 | .1 | .0 | .0 | .0 | .0 | .0 | .0 | .0 | .3 |
| **14m/s** | .0 | .0 | .0 | .0 | .0 | .1 | .0 | .0 | .0 | .0 | .0 | .0 | .0 | .0 | .0 | .0 | .2 |
| **16m/s** | .0 | .0 | .0 | .0 | .0 | .0 | .0 | .0 | .1 | .1 | .0 | .0 | .0 | .0 | .0 | .0 | .2 |
| **18m/s** | .0 | .0 | .0 | .0 | .0 | .0 | .0 | .0 | .1 | .1 | .0 | .0 | .0 | .0 | .0 | .0 | .2 |
| **20m/s** | .0 | .0 | .0 | .0 | .0 | .0 | .0 | .0 | .0 | .0 | .0 | .0 | .0 | .0 | .0 | .0 | .0 |
| **25m/s** | .0 | .0 | .0 | .0 | .0 | .0 | .0 | .0 | .0 | .0 | .0 | .0 | .0 | .0 | .0 | .0 | .0 |
| **30m/s** | .0 | .0 | .0 | .0 | .0 | .0 | .0 | .0 | .0 | .0 | .0 | .0 | .0 | .0 | .0 | .0 | .0 |
| **35m/s** | .0 | .0 | .0 | .0 | .0 | .0 | .0 | .0 | .0 | .0 | .0 | .0 | .0 | .0 | .0 | .0 | .0 |
| **40m/s** | .0 | .0 | .0 | .0 | .0 | .0 | .0 | .0 | .0 | .0 | .0 | .0 | .0 | .0 | .0 | .0 | .0 |
| **100m/s** | | | | | | | | | | | | | | | | | |
| 合計 (%) | 5.5 | 4.5 | 2.3 | 1.7 | 6.2 | 5.1 | 5.9 | 7.8 | 12.4 | 5.9 | 12.6 | 18.4 | 5.9 | 2.0 | 1.1 | 1.7 | 99.1 |

[註**1**]: 風速介於 **2.0m/s~ 3.0m/s** 佔 **28.1%** 。主風向 **WSW** 佔 **18.4%** 。

[註**2**]: 風速平均值 **= 3.1m/s** , 風速最大值 **= 19.6m/s** , 其風向爲 **S** 。

[註**3**]: 風速小於**5m/s** 佔 **89.8%**; 介於**5~10m/s** 佔 **9.1%** ; 風速大於**10m/s** 佔 **1.1%**。

[註**4**]: 風向介於 **N~E** 佔 **14.1%**;**E~S** 佔 **28.5%** ;**S~W** 佔 **47.3%** ;**W~N** 佔 **9.2%**; 靜風佔 **.9%** 。

[註**5**]: 資料每小時記錄一次 , 合計 **2188**筆 ( **99.1%**) , 檔名 : **W07SHLA0.1HY** 。

# 表6.6.50　2007年 秋季 花蓮港測站 A 風速及風向聯合分佈百分比 (%) 統計表

**2007年 9月 1日 0時 ~ 2007年11月30日23時**

| 風向<br>風速 | N | NNE | NE | ENE | E | ESE | SE | SSE | S | SSW | SW | WSW | W | WNW | NW | NNW | 合計<br>(%) |
|---|---|---|---|---|---|---|---|---|---|---|---|---|---|---|---|---|---|
| **.3m/s** | .4 | .0 | .2 | .1 | .1 | .0 | .0 | .1 | .3 | .1 | .5 | .5 | 1.0 | .5 | .5 | .1 | 4.5 |
| **1m/s** | 1.1 | .6 | .1 | .3 | .4 | .5 | .3 | .2 | .3 | .9 | 1.7 | 3.0 | 3.4 | 2.1 | 1.1 | 1.3 | 17.2 |
| **2m/s** | 2.5 | 1.3 | .8 | 1.1 | 1.1 | .8 | .5 | .4 | .5 | .9 | 6.0 | 4.6 | 1.9 | 1.0 | 1.0 | 1.6 | 25.9 |
| **3m/s** | 1.8 | 1.8 | .7 | 2.0 | 3.4 | .6 | .5 | .2 | .2 | .6 | 4.3 | 1.6 | .2 | .3 | .6 | .8 | 19.5 |
| **4m/s** | 1.3 | 2.7 | .7 | .8 | 2.9 | .3 | .2 | .3 | .0 | .3 | 1.3 | .0 | .1 | .0 | .0 | .3 | 11.5 |
| **5m/s** | .5 | 2.7 | .6 | .6 | 2.9 | .3 | .1 | .0 | .0 | .1 | .1 | .0 | .0 | .0 | .0 | .1 | 8.1 |
| **6m/s** | .3 | 2.5 | .4 | .2 | 1.9 | .0 | .0 | .0 | .0 | .0 | .0 | .0 | .0 | .0 | .0 | .0 | 5.3 |
| **7m/s** | .0 | 2.1 | .3 | .2 | .7 | .0 | .0 | .0 | .0 | .0 | .0 | .0 | .0 | .0 | .0 | .0 | 3.4 |
| **8m/s** | .0 | 1.5 | .6 | .1 | .5 | .0 | .0 | .0 | .0 | .0 | .0 | .0 | .0 | .0 | .0 | .0 | 2.8 |
| **10m/s** | .0 | .6 | .0 | .2 | .3 | .0 | .0 | .0 | .0 | .0 | .0 | .0 | .0 | .0 | .0 | .0 | 1.2 |
| **12m/s** | .0 | .0 | .0 | .0 | .1 | .0 | .0 | .0 | .0 | .0 | .0 | .0 | .0 | .0 | .0 | .0 | .1 |
| **14m/s** | .0 | .0 | .0 | .0 | .1 | .0 | .0 | .0 | .0 | .0 | .0 | .0 | .0 | .0 | .0 | .0 | .1 |
| **16m/s** | .0 | .0 | .0 | .0 | .0 | .0 | .0 | .0 | .0 | .0 | .0 | .0 | .0 | .0 | .0 | .0 | .0 |
| **18m/s** | .0 | .0 | .0 | .0 | .0 | .0 | .0 | .0 | .0 | .0 | .0 | .0 | .0 | .0 | .0 | .0 | .0 |
| **20m/s** | .0 | .0 | .0 | .0 | .0 | .0 | .0 | .0 | .0 | .0 | .0 | .0 | .0 | .0 | .0 | .0 | .0 |
| **25m/s** | .0 | .0 | .0 | .0 | .0 | .0 | .0 | .0 | .0 | .0 | .0 | .0 | .0 | .0 | .0 | .0 | .0 |
| **30m/s** | .0 | .0 | .0 | .0 | .0 | .0 | .0 | .0 | .0 | .0 | .0 | .0 | .0 | .0 | .0 | .0 | .0 |
| **35m/s** | .0 | .0 | .0 | .0 | .0 | .0 | .0 | .0 | .0 | .0 | .0 | .0 | .0 | .0 | .0 | .0 | .0 |
| **40m/s** | .0 | .0 | .0 | .0 | .0 | .0 | .0 | .0 | .0 | .0 | .0 | .0 | .0 | .0 | .0 | .0 | .0 |
| **100m/s** | | | | | | | | | | | | | | | | | |
| 合計 (%) | 7.8 | 15.6 | 4.5 | 5.7 | 14.3 | 2.5 | 1.6 | 1.3 | 1.3 | 3.0 | 14.1 | 9.7 | 6.6 | 3.9 | 3.3 | 4.4 | 99.6 |

[註1]: 風速介於 **2.0m/s~ 3.0m/s** 佔 **25.9%** 。主風向 **NNE** 佔 **15.6%** 。

[註2]: 風速平均值 = **3.5m/s** , 風速最大值 = **22.7m/s** , 其風向爲 **W** 。

[註3]: 風速小於**5m/s** 佔 **78.9%**; 介於**5~10m/s** 佔 **19.6%** ; 風速大於**10m/s** 佔 **1.5%**。

[註4]: 風向介於 **N~E** 佔 **37.1%**;**E~S** 佔 **14.5%** ;**S~W** 佔 **30.1%** ;**W~N** 佔 **18.0%**; 靜風佔 **.4%** 。

[註5]: 資料每小時記錄一次 , 合計 **2179**筆 ( **99.8%**) , 檔名 : **W07FHLA0.1HY** 。

# 表6.6.51　2007年 整年 花蓮港測站 A 風速及風向聯合分佈百分比 (%) 統計表

**2006年12月 1日 0時 ~ 2007年11月30日23時**

| 風向<br>風速 | N | NNE | NE | ENE | E | ESE | SE | SSE | S | SSW | SW | WSW | W | WNW | NW | NNW | 合計<br>(%) |
|---|---|---|---|---|---|---|---|---|---|---|---|---|---|---|---|---|---|
| **.3m/s** | .4 | .1 | .2 | .1 | .1 | .1 | .1 | .1 | .3 | .3 | .3 | .4 | .9 | .4 | .5 | .3 | 4.6 |
| **1m/s** | 2.2 | .8 | .2 | .3 | .5 | .6 | .8 | .5 | .6 | .8 | 1.6 | 2.6 | 4.1 | 2.2 | 1.4 | 1.5 | 20.5 |
| **2m/s** | 2.5 | 1.6 | .7 | .6 | 1.1 | 1.5 | 1.3 | .8 | 1.0 | .8 | 3.3 | 5.9 | 3.3 | 1.0 | .6 | 1.1 | 27.2 |
| **3m/s** | 1.1 | 2.2 | .9 | .9 | 1.9 | .7 | .8 | .9 | .8 | .6 | 2.8 | 5.4 | .6 | .1 | .2 | .3 | 20.3 |
| **4m/s** | .5 | 2.2 | 1.4 | .5 | 1.2 | .1 | .2 | .9 | .5 | .2 | .9 | 1.5 | .0 | .0 | .0 | .1 | 10.3 |
| **5m/s** | .2 | 1.6 | 1.7 | .4 | .8 | .1 | .1 | .5 | .6 | .0 | .3 | .1 | .0 | .0 | .0 | .0 | 6.4 |
| **6m/s** | .1 | 1.0 | 1.6 | .2 | .5 | .0 | .0 | .2 | .4 | .1 | .0 | .0 | .0 | .0 | .0 | .0 | 4.2 |
| **7m/s** | .0 | .7 | 1.3 | .1 | .2 | .0 | .0 | .1 | .4 | .0 | .0 | .0 | .0 | .0 | .0 | .0 | 2.9 |
| **8m/s** | .0 | .4 | 1.2 | .1 | .1 | .0 | .0 | .0 | .4 | .0 | .0 | .0 | .0 | .0 | .0 | .0 | 2.2 |
| **10m/s** | .0 | .1 | .1 | .1 | .1 | .0 | .0 | .0 | .0 | .0 | .0 | .0 | .0 | .0 | .0 | .0 | .4 |
| **12m/s** | .0 | .0 | .0 | .0 | .0 | .0 | .0 | .0 | .0 | .0 | .0 | .0 | .0 | .0 | .0 | .0 | .1 |
| **14m/s** | .0 | .0 | .0 | .0 | .0 | .0 | .0 | .0 | .0 | .0 | .0 | .0 | .0 | .0 | .0 | .0 | .1 |
| **16m/s** | .0 | .0 | .0 | .0 | .0 | .0 | .0 | .0 | .0 | .0 | .0 | .0 | .0 | .0 | .0 | .0 | .1 |
| **18m/s** | .0 | .0 | .0 | .0 | .0 | .0 | .0 | .0 | .0 | .0 | .0 | .0 | .0 | .0 | .0 | .0 | .1 |
| **20m/s** | .0 | .0 | .0 | .0 | .0 | .0 | .0 | .0 | .0 | .0 | .0 | .0 | .0 | .0 | .0 | .0 | .0 |
| **25m/s** | .0 | .0 | .0 | .0 | .0 | .0 | .0 | .0 | .0 | .0 | .0 | .0 | .0 | .0 | .0 | .0 | .0 |
| **30m/s** | .0 | .0 | .0 | .0 | .0 | .0 | .0 | .0 | .0 | .0 | .0 | .0 | .0 | .0 | .0 | .0 | .0 |
| **35m/s** | .0 | .0 | .0 | .0 | .0 | .0 | .0 | .0 | .0 | .0 | .0 | .0 | .0 | .0 | .0 | .0 | .0 |
| **40m/s** | .0 | .0 | .0 | .0 | .0 | .0 | .0 | .0 | .0 | .0 | .0 | .0 | .0 | .0 | .0 | .0 | .0 |
| **100m/s** | | | | | | | | | | | | | | | | | |
| 合計 (%) | 7.2 | 10.7 | 9.4 | 3.2 | 6.7 | 3.1 | 3.3 | 3.9 | 5.1 | 2.8 | 9.2 | 16.0 | 8.8 | 3.8 | 2.7 | 3.4 | 99.3 |

[註1]: 風速介於 **2.0m/s~ 3.0m/s** 佔 **27.2%** 。主風向 **WSW** 佔 **16.0%** 。

[註2]: 風速平均值 = **3.3m/s** , 風速最大值 = **22.7m/s** , 其風向爲 **W** 。

[註3]: 風速小於**5m/s** 佔 **83.6%**; 介於**5~10m/s** 佔 **15.6%** ; 風速大於**10m/s** 佔 **.8%**。

[註4]: 風向介於 **N~E** 佔 **30.6%**;**E~S** 佔 **16.8%** ;**S~W** 佔 **35.2%** ;**W~N** 佔 **16.8%**; 靜風佔 **.7%** 。

[註5]: 資料每小時記錄一次 , 合計 **8732**筆 ( **99.7%**) , 檔名 : **W070HLA0.1HY** 。

# 表6.6.52　歷年 12月 花蓮港測站 A 風速及風向聯合分佈百分比 (%) 統計表

**1990年12月 1日 0時 ~ 2006年12月31日23時**

| 風向<br>風速 | N | NNE | NE | ENE | E | ESE | SE | SSE | S | SSW | SW | WSW | W | WNW | NW | NNW | 合計<br>(%) |
|---|---|---|---|---|---|---|---|---|---|---|---|---|---|---|---|---|---|
| **.3m/s** | .8 | .3 | .2 | .1 | .2 | .2 | .2 | .1 | .1 | .2 | .4 | 1.0 | 2.4 | 1.4 | 1.4 | 1.1 | 10.0 |
| **1m/s** | 3.1 | 1.4 | 1.0 | .4 | .6 | .4 | .5 | .3 | .3 | .3 | 1.8 | 6.1 | 4.8 | 2.7 | 2.5 | 2.3 | 28.4 |
| **2m/s** | 2.5 | 2.6 | 2.7 | .6 | .7 | .3 | .5 | .4 | .4 | .3 | 1.8 | 4.0 | 2.0 | .7 | .5 | .8 | 20.8 |
| **3m/s** | .8 | 2.8 | 4.1 | .8 | .3 | .1 | .1 | .2 | .2 | .2 | 1.0 | 2.4 | .3 | .1 | .1 | .1 | 13.5 |
| **4m/s** | .1 | 2.1 | 5.1 | .5 | .1 | .0 | .0 | .1 | .1 | .1 | .2 | .6 | .0 | .0 | .0 | .0 | 9.1 |
| **5m/s** | .0 | 1.1 | 4.1 | .2 | .0 | .0 | .0 | .0 | .1 | .0 | .0 | .1 | .0 | .0 | .0 | .0 | 5.8 |
| **6m/s** | .0 | .6 | 3.8 | .1 | .0 | .0 | .0 | .1 | .1 | .0 | .0 | .0 | .0 | .0 | .0 | .0 | 4.7 |
| **7m/s** | .0 | .2 | 2.5 | .0 | .0 | .0 | .0 | .0 | .0 | .0 | .0 | .0 | .0 | .0 | .0 | .0 | 2.9 |
| **8m/s** | .0 | .1 | 1.8 | .0 | .0 | .0 | .0 | .0 | .0 | .0 | .0 | .0 | .0 | .0 | .0 | .0 | 1.9 |
| **10m/s** | .0 | .0 | .1 | .0 | .0 | .0 | .0 | .0 | .0 | .0 | .0 | .0 | .0 | .0 | .0 | .0 | .2 |
| **12m/s** | .0 | .0 | .0 | .0 | .0 | .0 | .0 | .0 | .0 | .0 | .0 | .0 | .0 | .0 | .0 | .0 | .0 |
| **14m/s** | .0 | .0 | .0 | .0 | .0 | .0 | .0 | .0 | .0 | .0 | .0 | .0 | .0 | .0 | .0 | .0 | .0 |
| **16m/s** | .0 | .0 | .0 | .0 | .0 | .0 | .0 | .0 | .0 | .0 | .0 | .0 | .0 | .0 | .0 | .0 | .0 |
| **18m/s** | .0 | .0 | .0 | .0 | .0 | .0 | .0 | .0 | .0 | .0 | .0 | .0 | .0 | .0 | .0 | .0 | .0 |
| **20m/s** | .0 | .0 | .0 | .0 | .0 | .0 | .0 | .0 | .0 | .0 | .0 | .0 | .0 | .0 | .0 | .0 | .0 |
| **25m/s** | .0 | .0 | .0 | .0 | .0 | .0 | .0 | .0 | .0 | .0 | .0 | .0 | .0 | .0 | .0 | .0 | .0 |
| **30m/s** | .0 | .0 | .0 | .0 | .0 | .0 | .0 | .0 | .0 | .0 | .0 | .0 | .0 | .0 | .0 | .0 | .0 |
| **35m/s** | .0 | .0 | .0 | .0 | .0 | .0 | .0 | .0 | .0 | .0 | .0 | .0 | .0 | .0 | .0 | .0 | .0 |
| **40m/s** | .0 | .0 | .0 | .0 | .0 | .0 | .0 | .0 | .0 | .0 | .0 | .0 | .0 | .0 | .0 | .0 | .0 |
| **100m/s** | | | | | | | | | | | | | | | | | |
| 合計 (%) | 7.3 | 11.2 | 25.4 | 2.8 | 1.9 | .9 | 1.3 | 1.3 | 1.5 | 1.1 | 5.3 | 14.1 | 9.5 | 4.9 | 4.4 | 4.5 | 97.4 |

[註1]: 風速介於 **1.0m/s~ 2.0m/s** 佔 **28.4%** 。主風向 **NE** 佔 **25.4%** 。

[註2]: 風速平均值 = **2.9m/s** , 風速最大值 = **11.8m/s** , 其風向爲 **NE** 。

[註3]: 風速小於**5m/s** 佔 **84.6%**; 介於**5~10m/s** 佔 **15.2%** ; 風速大於**10m/s** 佔 **.2%**。

[註4]: 風向介於 **N~E** 佔 **45.8%**;**E~S** 佔 **5.5%** ;**S~W** 佔 **23.9%** ;**W~N** 佔 **22.1%**; 靜風佔 **2.6%** 。

[註5]: 資料每小時記錄一次 , 合計 **12648**筆 **(100.0%)** , 檔名 : **W44CHLA0.1HY** 。

# 表6.6.53　歷年 1月 花蓮港測站 A 風速及風向聯合分佈百分比 (%) 統計表

**1990年 1月 1日 0時 ~ 2007年 1月31日23時**

| 風向<br>風速 | N | NNE | NE | ENE | E | ESE | SE | SSE | S | SSW | SW | WSW | W | WNW | NW | NNW | 合計<br>(%) |
|---|---|---|---|---|---|---|---|---|---|---|---|---|---|---|---|---|---|
| **.3m/s** | 1.0 | .4 | .2 | .2 | .2 | .2 | .2 | .1 | .1 | .2 | .4 | .9 | 2.5 | 1.6 | 1.6 | 1.1 | 10.7 |
| **1m/s** | 3.2 | 1.6 | .8 | .5 | .9 | .6 | .4 | .3 | .4 | .3 | 1.7 | 5.9 | 5.4 | 2.8 | 2.5 | 2.7 | 30.1 |
| **2m/s** | 2.3 | 2.8 | 2.8 | .8 | .8 | .4 | .2 | .4 | .3 | .2 | 1.8 | 4.9 | 2.4 | .7 | .6 | .9 | 22.3 |
| **3m/s** | .6 | 2.6 | 4.0 | .7 | .5 | .1 | .1 | .3 | .3 | .2 | 1.1 | 2.5 | .5 | .1 | .1 | .1 | 13.9 |
| **4m/s** | .1 | 1.7 | 4.1 | .5 | .2 | .0 | .0 | .1 | .3 | .0 | .4 | .8 | .1 | .0 | .0 | .0 | 8.5 |
| **5m/s** | .0 | 1.0 | 3.2 | .5 | .1 | .0 | .0 | .1 | .3 | .0 | .1 | .1 | .0 | .0 | .0 | .0 | 5.5 |
| **6m/s** | .0 | .5 | 2.6 | .2 | .1 | .0 | .0 | .1 | .2 | .0 | .0 | .0 | .0 | .0 | .0 | .0 | 3.5 |
| **7m/s** | .0 | .2 | 1.3 | .2 | .1 | .0 | .0 | .0 | .1 | .0 | .0 | .0 | .0 | .0 | .0 | .0 | 1.8 |
| **8m/s** | .0 | .0 | .8 | .2 | .1 | .0 | .0 | .0 | .0 | .0 | .0 | .0 | .0 | .0 | .0 | .0 | 1.1 |
| **10m/s** | .0 | .0 | .0 | .0 | .0 | .0 | .0 | .0 | .0 | .0 | .0 | .0 | .0 | .0 | .0 | .0 | .1 |
| **12m/s** | .0 | .0 | .0 | .0 | .0 | .0 | .0 | .0 | .0 | .0 | .0 | .0 | .0 | .0 | .0 | .0 | .0 |
| **14m/s** | .0 | .0 | .0 | .0 | .0 | .0 | .0 | .0 | .0 | .0 | .0 | .0 | .0 | .0 | .0 | .0 | .0 |
| **16m/s** | .0 | .0 | .0 | .0 | .0 | .0 | .0 | .0 | .0 | .0 | .0 | .0 | .0 | .0 | .0 | .0 | .0 |
| **18m/s** | .0 | .0 | .0 | .0 | .0 | .0 | .0 | .0 | .0 | .0 | .0 | .0 | .0 | .0 | .0 | .0 | .0 |
| **20m/s** | .0 | .0 | .0 | .0 | .0 | .0 | .0 | .0 | .0 | .0 | .0 | .0 | .0 | .0 | .0 | .0 | .0 |
| **25m/s** | .0 | .0 | .0 | .0 | .0 | .0 | .0 | .0 | .0 | .0 | .0 | .0 | .0 | .0 | .0 | .0 | .0 |
| **30m/s** | .0 | .0 | .0 | .0 | .0 | .0 | .0 | .0 | .0 | .0 | .0 | .0 | .0 | .0 | .0 | .0 | .0 |
| **35m/s** | .0 | .0 | .0 | .0 | .0 | .0 | .0 | .0 | .0 | .0 | .0 | .0 | .0 | .0 | .0 | .0 | .0 |
| **40m/s** | .0 | .0 | .0 | .0 | .0 | .0 | .0 | .0 | .0 | .0 | .0 | .0 | .0 | .0 | .0 | .0 | .0 |
| **100m/s** | | | | | | | | | | | | | | | | | |
| 合計 (%) | 7.3 | 10.6 | 19.8 | 3.8 | 3.0 | 1.4 | .9 | 1.3 | 1.9 | .9 | 5.5 | 15.1 | 11.1 | 5.3 | 4.8 | 4.9 | 97.6 |

[註1]: 風速介於 **1.0m/s~ 2.0m/s** 佔 **30.1%** 。主風向 **NE** 佔 **19.8%** 。

[註2]: 風速平均值 = **2.7m/s** , 風速最大值 = **11.3m/s** , 其風向爲 **ENE**。

[註3]: 風速小於**5m/s** 佔 **88.0%**; 介於**5~10m/s** 佔 **12.0%** ; 風速大於**10m/s** 佔 **.1%**。

[註4]: 風向介於 **N~E** 佔 **40.6%**;**E~S** 佔 **6.6%** ;**S~W** 佔 **25.4%** ;**W~N** 佔 **25.0%**; 靜風佔 **2.4%** 。

[註5]: 資料每小時記錄一次 , 合計 **13208**筆 ( **98.6%**) , 檔名 : **W441HLA0.1HY** 。

# 表6.6.54　歷年 2月 花蓮港測站 A 風速及風向聯合分佈百分比 (%) 統計表

**1990年 2月 1日 0時 ~ 2007年 2月28日23時**

| 風向<br>風速 | N | NNE | NE | ENE | E | ESE | SE | SSE | S | SSW | SW | WSW | W | WNW | NW | NNW | 合計<br>(%) |
|---|---|---|---|---|---|---|---|---|---|---|---|---|---|---|---|---|---|
| **.3m/s** | 1.2 | .4 | .2 | .2 | .2 | .2 | .2 | .1 | .2 | .2 | .4 | 1.0 | 2.9 | 1.9 | 1.6 | 1.1 | 12.0 |
| **1m/s** | 3.0 | 1.3 | 1.1 | .4 | .4 | .4 | .5 | .5 | .4 | .5 | 1.7 | 5.1 | 5.0 | 2.9 | 2.3 | 2.4 | 28.1 |
| **2m/s** | 2.1 | 2.1 | 1.9 | .6 | .8 | .3 | .4 | .5 | .5 | .3 | 1.8 | 4.3 | 2.3 | .7 | .7 | .9 | 20.3 |
| **3m/s** | .5 | 2.1 | 2.9 | .5 | .6 | .2 | .2 | .6 | .7 | .2 | 1.5 | 2.9 | .5 | .0 | .0 | .1 | 13.4 |
| **4m/s** | .2 | 1.6 | 3.2 | .4 | .2 | .1 | .1 | .3 | .5 | .1 | .7 | 1.2 | .1 | .0 | .0 | .0 | 8.7 |
| **5m/s** | .1 | 1.1 | 3.6 | .4 | .1 | .0 | .0 | .2 | .4 | .1 | .2 | .2 | .0 | .0 | .0 | .0 | 6.3 |
| **6m/s** | .0 | .6 | 2.9 | .3 | .0 | .0 | .0 | .1 | .3 | .0 | .0 | .0 | .0 | .0 | .0 | .0 | 4.3 |
| **7m/s** | .0 | .2 | 1.6 | .1 | .0 | .0 | .0 | .0 | .2 | .0 | .0 | .0 | .0 | .0 | .0 | .0 | 2.2 |
| **8m/s** | .0 | .1 | 1.2 | .1 | .0 | .0 | .0 | .0 | .1 | .0 | .0 | .0 | .0 | .0 | .0 | .0 | 1.5 |
| **10m/s** | .0 | .0 | .1 | .0 | .0 | .0 | .0 | .0 | .1 | .0 | .0 | .0 | .0 | .0 | .0 | .0 | .2 |
| **12m/s** | .0 | .0 | .0 | .0 | .0 | .0 | .0 | .0 | .0 | .0 | .0 | .0 | .0 | .0 | .0 | .0 | .0 |
| **14m/s** | .0 | .0 | .0 | .0 | .0 | .0 | .0 | .0 | .0 | .0 | .0 | .0 | .0 | .0 | .0 | .0 | .0 |
| **16m/s** | .0 | .0 | .0 | .0 | .0 | .0 | .0 | .0 | .0 | .0 | .0 | .0 | .0 | .0 | .0 | .0 | .0 |
| **18m/s** | .0 | .0 | .0 | .0 | .0 | .0 | .0 | .0 | .0 | .0 | .0 | .0 | .0 | .0 | .0 | .0 | .0 |
| **20m/s** | .0 | .0 | .0 | .0 | .0 | .0 | .0 | .0 | .0 | .0 | .0 | .0 | .0 | .0 | .0 | .0 | .0 |
| **25m/s** | .0 | .0 | .0 | .0 | .0 | .0 | .0 | .0 | .0 | .0 | .0 | .0 | .0 | .0 | .0 | .0 | .0 |
| **30m/s** | .0 | .0 | .0 | .0 | .0 | .0 | .0 | .0 | .0 | .0 | .0 | .0 | .0 | .0 | .0 | .0 | .0 |
| **35m/s** | .0 | .0 | .0 | .0 | .0 | .0 | .0 | .0 | .0 | .0 | .0 | .0 | .0 | .0 | .0 | .0 | .0 |
| **40m/s** | .0 | .0 | .0 | .0 | .0 | .0 | .0 | .0 | .0 | .0 | .0 | .0 | .0 | .0 | .0 | .0 | .0 |
| **100m/s** | | | | | | | | | | | | | | | | | |
| 合計 (%) | 7.2 | 9.4 | 18.7 | 3.0 | 2.4 | 1.3 | 1.5 | 2.4 | 3.4 | 1.3 | 6.2 | 14.7 | 10.9 | 5.5 | 4.7 | 4.6 | 97.1 |

[註1]: 風速介於 **1.0m/s~ 2.0m/s** 佔 **28.1%** 。主風向 **NE** 佔 **18.7%** 。

[註2]: 風速平均值 = **2.8m/s** , 風速最大值 = **15.5m/s** , 其風向爲 **S** 。

[註3]: 風速小於**5m/s** 佔 **85.5%**; 介於**5~10m/s** 佔 **14.3%** ; 風速大於**10m/s** 佔 **.2%**。

[註4]: 風向介於 **N~E** 佔 **37.5%**;**E~S** 佔 **7.8%** ;**S~W** 佔 **27.2%** ;**W~N** 佔 **24.5%**; 靜風佔 **2.9%** 。

[註5]: 資料每小時記錄一次 , 合計 **12192**筆 **(100.0%)** , 檔名 : **W442HLA0.1HY** 。

# 表6.6.55　歷年 3月 花蓮港測站 A 風速及風向聯合分佈百分比 (%) 統計表

**1990年 3月 1日 0時 ~ 2007年 3月31日23時**

| 風向<br>風速 | N | NNE | NE | ENE | E | ESE | SE | SSE | S | SSW | SW | WSW | W | WNW | NW | NNW | 合計<br>(%) |
|---|---|---|---|---|---|---|---|---|---|---|---|---|---|---|---|---|---|
| **.3m/s** | 1.2 | .5 | .2 | .2 | .1 | .1 | .2 | .1 | .1 | .2 | .4 | 1.0 | 2.6 | 1.6 | 1.3 | 1.4 | 11.2 |
| **1m/s** | 2.9 | 1.6 | 1.0 | .6 | .6 | .7 | .7 | .6 | .6 | .5 | 2.2 | 5.4 | 4.4 | 2.1 | 1.8 | 1.9 | 27.7 |
| **2m/s** | 2.0 | 2.4 | 2.1 | .5 | 1.0 | .7 | .6 | 1.0 | 1.1 | .5 | 2.4 | 4.4 | 2.0 | .8 | .5 | .6 | 22.6 |
| **3m/s** | .5 | 2.2 | 2.8 | .5 | .5 | .2 | .3 | .9 | .9 | .3 | 1.4 | 2.9 | .5 | .1 | .0 | .1 | 14.3 |
| **4m/s** | .1 | 1.4 | 3.0 | .4 | .1 | .0 | .1 | .7 | .7 | .1 | .8 | 1.2 | .1 | .0 | .0 | .0 | 8.7 |
| **5m/s** | .0 | 1.0 | 2.7 | .2 | .1 | .0 | .0 | .4 | .7 | .0 | .2 | .2 | .0 | .0 | .0 | .0 | 5.5 |
| **6m/s** | .0 | .5 | 2.0 | .1 | .0 | .0 | .0 | .2 | .5 | .0 | .0 | .0 | .0 | .0 | .0 | .0 | 3.2 |
| **7m/s** | .0 | .2 | 1.2 | .1 | .0 | .0 | .0 | .0 | .2 | .0 | .0 | .0 | .0 | .0 | .0 | .0 | 1.7 |
| **8m/s** | .0 | .1 | .8 | .1 | .0 | .0 | .0 | .1 | .1 | .0 | .0 | .0 | .0 | .0 | .0 | .0 | 1.1 |
| **10m/s** | .0 | .0 | .1 | .0 | .0 | .0 | .0 | .0 | .0 | .0 | .0 | .0 | .0 | .0 | .0 | .0 | .2 |
| **12m/s** | .0 | .0 | .0 | .0 | .0 | .0 | .0 | .0 | .0 | .0 | .0 | .0 | .0 | .0 | .0 | .0 | .0 |
| **14m/s** | .0 | .0 | .0 | .0 | .0 | .0 | .0 | .0 | .0 | .0 | .0 | .0 | .0 | .0 | .0 | .0 | .0 |
| **16m/s** | .0 | .0 | .0 | .0 | .0 | .0 | .0 | .0 | .0 | .0 | .0 | .0 | .0 | .0 | .0 | .0 | .0 |
| **18m/s** | .0 | .0 | .0 | .0 | .0 | .0 | .0 | .0 | .0 | .0 | .0 | .0 | .0 | .0 | .0 | .0 | .0 |
| **20m/s** | .0 | .0 | .0 | .0 | .0 | .0 | .0 | .0 | .0 | .0 | .0 | .0 | .0 | .0 | .0 | .0 | .0 |
| **25m/s** | .0 | .0 | .0 | .0 | .0 | .0 | .0 | .0 | .0 | .0 | .0 | .0 | .0 | .0 | .0 | .0 | .0 |
| **30m/s** | .0 | .0 | .0 | .0 | .0 | .0 | .0 | .0 | .0 | .0 | .0 | .0 | .0 | .0 | .0 | .0 | .0 |
| **35m/s** | .0 | .0 | .0 | .0 | .0 | .0 | .0 | .0 | .0 | .0 | .0 | .0 | .0 | .0 | .0 | .0 | .0 |
| **40m/s** | .0 | .0 | .0 | .0 | .0 | .0 | .0 | .0 | .0 | .0 | .0 | .0 | .0 | .0 | .0 | .0 | .0 |
| **100m/s** | | | | | | | | | | | | | | | | | |
| 合計 (%) | 6.8 | 9.7 | 15.9 | 2.6 | 2.5 | 1.7 | 1.9 | 4.0 | 5.0 | 1.5 | 7.4 | 15.1 | 9.7 | 4.6 | 3.6 | 4.1 | 96.3 |

[註1]: 風速介於 **1.0m/s~ 2.0m/s** 佔 **27.7%** 。主風向 **NE** 佔 **15.9%** 。

[註2]: 風速平均值 = **2.6m/s** , 風速最大值 = **12.3m/s** , 其風向爲 **S** 。

[註3]: 風速小於**5m/s** 佔 **88.2%**; 介於**5~10m/s** 佔 **11.6%** ; 風速大於**10m/s** 佔 **.2%**。

[註4]: 風向介於 **N~E** 佔 **34.2%**;**E~S** 佔 **10.5%** ;**S~W** 佔 **30.5%** ;**W~N** 佔 **21.1%**; 靜風佔 **3.7%** 。

[註5]: 資料每小時記錄一次 , 合計 **13388**筆 **(100.0%)** , 檔名 : **W443HLA0.1HY** 。

# 表6.6.56　歷年 4月 花蓮港測站 A 風速及風向聯合分佈百分比 (%) 統計表

**1990年 4月 1日 0時 ~ 2007年 4月30日23時**

| 風向<br>風速 | N | NNE | NE | ENE | E | ESE | SE | SSE | S | SSW | SW | WSW | W | WNW | NW | NNW | 合計<br>(%) |
|---|---|---|---|---|---|---|---|---|---|---|---|---|---|---|---|---|---|
| **.3m/s** | 1.2 | .4 | .3 | .3 | .3 | .3 | .3 | .2 | .3 | .3 | .7 | 1.1 | 2.1 | 1.4 | 1.2 | 1.1 | 11.6 |
| **1m/s** | 3.0 | 1.9 | 1.1 | .4 | 1.0 | 1.0 | .9 | .7 | .8 | 1.0 | 2.9 | 5.1 | 3.9 | 1.9 | 1.6 | 2.0 | 29.3 |
| **2m/s** | 2.3 | 2.3 | 2.1 | .7 | 1.3 | .8 | 1.1 | 1.2 | 1.1 | .8 | 3.0 | 4.2 | 2.1 | .5 | .3 | .6 | 24.3 |
| **3m/s** | .5 | 1.9 | 2.4 | .7 | .9 | .2 | .4 | 1.1 | 1.1 | .3 | 1.4 | 2.3 | .4 | .1 | .0 | .1 | 13.9 |
| **4m/s** | .2 | 1.5 | 2.1 | .3 | .3 | .0 | .0 | .9 | .8 | .1 | .4 | .7 | .0 | .0 | .0 | .0 | 7.4 |
| **5m/s** | .1 | .8 | 1.8 | .2 | .0 | .0 | .0 | .4 | .9 | .0 | .1 | .1 | .0 | .0 | .0 | .0 | 4.5 |
| **6m/s** | .0 | .4 | 1.5 | .1 | .0 | .0 | .0 | .1 | .6 | .0 | .0 | .0 | .0 | .0 | .0 | .0 | 2.8 |
| **7m/s** | .0 | .1 | .5 | .0 | .0 | .0 | .0 | .1 | .5 | .0 | .0 | .0 | .0 | .0 | .0 | .0 | 1.2 |
| **8m/s** | .0 | .0 | .4 | .0 | .0 | .0 | .0 | .1 | .4 | .0 | .0 | .0 | .0 | .0 | .0 | .0 | .9 |
| **10m/s** | .0 | .0 | .0 | .0 | .0 | .0 | .0 | .0 | .0 | .0 | .0 | .0 | .0 | .0 | .0 | .0 | .0 |
| **12m/s** | .0 | .0 | .0 | .0 | .0 | .0 | .0 | .0 | .0 | .0 | .0 | .0 | .0 | .0 | .0 | .0 | .0 |
| **14m/s** | .0 | .0 | .0 | .0 | .0 | .0 | .0 | .0 | .0 | .0 | .0 | .0 | .0 | .0 | .0 | .0 | .0 |
| **16m/s** | .0 | .0 | .0 | .0 | .0 | .0 | .0 | .0 | .0 | .0 | .0 | .0 | .0 | .0 | .0 | .0 | .0 |
| **18m/s** | .0 | .0 | .0 | .0 | .0 | .0 | .0 | .0 | .0 | .0 | .0 | .0 | .0 | .0 | .0 | .0 | .0 |
| **20m/s** | .0 | .0 | .0 | .0 | .0 | .0 | .0 | .0 | .0 | .0 | .0 | .0 | .0 | .0 | .0 | .0 | .0 |
| **25m/s** | .0 | .0 | .0 | .0 | .0 | .0 | .0 | .0 | .0 | .0 | .0 | .0 | .0 | .0 | .0 | .0 | .0 |
| **30m/s** | .0 | .0 | .0 | .0 | .0 | .0 | .0 | .0 | .0 | .0 | .0 | .0 | .0 | .0 | .0 | .0 | .0 |
| **35m/s** | .0 | .0 | .0 | .0 | .0 | .0 | .0 | .0 | .0 | .0 | .0 | .0 | .0 | .0 | .0 | .0 | .0 |
| **40m/s** | .0 | .0 | .0 | .0 | .0 | .0 | .0 | .0 | .0 | .0 | .0 | .0 | .0 | .0 | .0 | .0 | .0 |
| **100m/s** | | | | | | | | | | | | | | | | | |
| 合計 (%) | 7.3 | 9.4 | 12.2 | 2.8 | 3.9 | 2.3 | 2.8 | 4.8 | 6.6 | 2.5 | 8.4 | 13.6 | 8.5 | 3.9 | 3.2 | 3.8 | 95.8 |

[註1]: 風速介於 **1.0m/s~ 2.0m/s** 佔 **29.3%** 。主風向 **WSW** 佔 **13.6%** 。

[註2]: 風速平均值 = **2.5m/s** , 風速最大值 = **11.1m/s** , 其風向爲 **WSW**。

[註3]: 風速小於**5m/s** 佔 **90.6%**; 介於**5~10m/s** 佔 **9.4%** ; 風速大於**10m/s** 佔 **.0%**。

[註4]: 風向介於 **N~E** 佔 **31.0%**;**E~S** 佔 **14.4%** ;**S~W** 佔 **32.0%** ;**W~N** 佔 **18.3%**; 靜風佔 **4.2%** 。

[註5]: 資料每小時記錄一次 , 合計 **12943**筆 ( **99.9%**) , 檔名 : **W444HLA0.1HY** 。

# 表6.6.57　歷年 5月 花蓮港測站 A 風速及風向聯合分佈百分比 (%) 統計表

**1990年 5月 1日 0時 ~ 2007年 5月31日23時**

| 風向<br>風速 | N | NNE | NE | ENE | E | ESE | SE | SSE | S | SSW | SW | WSW | W | WNW | NW | NNW | 合計<br>(%) |
|---|---|---|---|---|---|---|---|---|---|---|---|---|---|---|---|---|---|
| **.3m/s** | 1.3 | .5 | .3 | .3 | .4 | .4 | .3 | .3 | .5 | .3 | .9 | 1.1 | 2.2 | 1.1 | 1.0 | 1.1 | 12.0 |
| **1m/s** | 2.9 | 1.7 | 1.3 | .8 | 1.2 | 1.2 | 1.3 | 1.0 | 1.3 | .9 | 3.6 | 6.4 | 4.5 | 1.7 | 1.1 | 1.5 | 32.5 |
| **2m/s** | 1.6 | 2.1 | 1.9 | 1.0 | 1.7 | 1.2 | 1.4 | 1.3 | 1.2 | .6 | 3.3 | 5.0 | 1.5 | .3 | .3 | .4 | 24.7 |
| **3m/s** | .5 | 2.0 | 1.8 | .9 | 1.2 | .3 | .5 | 1.2 | 1.0 | .3 | 1.2 | 2.3 | .2 | .0 | .0 | .1 | 13.7 |
| **4m/s** | .2 | 1.3 | 1.4 | .5 | .4 | .0 | .1 | 1.0 | .7 | .1 | .4 | .5 | .0 | .0 | .0 | .0 | 6.5 |
| **5m/s** | .0 | .7 | 1.0 | .1 | .1 | .0 | .1 | .5 | .6 | .0 | .1 | .0 | .0 | .0 | .0 | .0 | 3.3 |
| **6m/s** | .0 | .2 | .6 | .1 | .0 | .0 | .0 | .2 | .4 | .0 | .0 | .0 | .0 | .0 | .0 | .0 | 1.5 |
| **7m/s** | .0 | .1 | .2 | .0 | .0 | .0 | .0 | .1 | .3 | .0 | .0 | .0 | .0 | .0 | .0 | .0 | .8 |
| **8m/s** | .0 | .1 | .1 | .0 | .0 | .0 | .0 | .0 | .2 | .0 | .0 | .0 | .0 | .0 | .0 | .0 | .4 |
| **10m/s** | .0 | .0 | .0 | .0 | .0 | .0 | .0 | .0 | .0 | .0 | .0 | .0 | .0 | .0 | .0 | .0 | .0 |
| **12m/s** | .0 | .0 | .0 | .0 | .0 | .0 | .0 | .0 | .0 | .0 | .0 | .0 | .0 | .0 | .0 | .0 | .0 |
| **14m/s** | .0 | .0 | .0 | .0 | .0 | .0 | .0 | .0 | .0 | .0 | .0 | .0 | .0 | .0 | .0 | .0 | .0 |
| **16m/s** | .0 | .0 | .0 | .0 | .0 | .0 | .0 | .0 | .0 | .0 | .0 | .0 | .0 | .0 | .0 | .0 | .0 |
| **18m/s** | .0 | .0 | .0 | .0 | .0 | .0 | .0 | .0 | .0 | .0 | .0 | .0 | .0 | .0 | .0 | .0 | .0 |
| **20m/s** | .0 | .0 | .0 | .0 | .0 | .0 | .0 | .0 | .0 | .0 | .0 | .0 | .0 | .0 | .0 | .0 | .0 |
| **25m/s** | .0 | .0 | .0 | .0 | .0 | .0 | .0 | .0 | .0 | .0 | .0 | .0 | .0 | .0 | .0 | .0 | .0 |
| **30m/s** | .0 | .0 | .0 | .0 | .0 | .0 | .0 | .0 | .0 | .0 | .0 | .0 | .0 | .0 | .0 | .0 | .0 |
| **35m/s** | .0 | .0 | .0 | .0 | .0 | .0 | .0 | .0 | .0 | .0 | .0 | .0 | .0 | .0 | .0 | .0 | .0 |
| **40m/s** | .0 | .0 | .0 | .0 | .0 | .0 | .0 | .0 | .0 | .0 | .0 | .0 | .0 | .0 | .0 | .0 | .0 |
| **100m/s** | | | | | | | | | | | | | | | | | |
| 合計 (%) | 6.5 | 8.6 | 8.6 | 3.5 | 5.0 | 3.1 | 3.9 | 5.7 | 6.2 | 2.3 | 9.4 | 15.3 | 8.5 | 3.1 | 2.4 | 3.1 | 95.3 |

[註**1**]: 風速介於 **1.0m/s**~ **2.0m/s** 佔 **32.5%** 。主風向 **WSW** 佔 **15.3%** 。

[註**2**]: 風速平均值 = **2.3m/s** , 風速最大值 = **11.1m/s** , 其風向爲 **SSE**。

[註**3**]: 風速小於**5m/s** 佔 **94.0%**; 介於**5**~**10m/s** 佔 **6.0%** ; 風速大於**10m/s** 佔 **.0%**。

[註**4**]: 風向介於 **N**~**E** 佔 **27.1%**;**E**~**S** 佔 **18.0%** ;**S**~**W** 佔 **34.1%** ;**W**~**N** 佔 **16.2%**; 靜風佔 **4.7%** 。

[註**5**]: 資料每小時記錄一次 , 合計 **13384**筆 ( **99.9%**) , 檔名 : **W445HLA0.1HY** 。

# 表6.6.58　歷年 6月 花蓮港測站 A 風速及風向聯合分佈百分比 (%) 統計表

**1990年 6月 1日 0時 ~ 2007年 6月30日23時**

| 風向<br>風速 | N | NNE | NE | ENE | E | ESE | SE | SSE | S | SSW | SW | WSW | W | WNW | NW | NNW | 合計<br>(%) |
|---|---|---|---|---|---|---|---|---|---|---|---|---|---|---|---|---|---|
| **.3m/s** | 1.0 | .4 | .3 | .2 | .3 | .5 | .4 | .4 | .9 | .6 | .9 | 1.1 | 1.5 | .7 | .6 | .8 | 10.4 |
| **1m/s** | 2.1 | 1.4 | .7 | .6 | 1.3 | 1.5 | 1.5 | 1.2 | 1.8 | 1.5 | 4.1 | 4.5 | 3.7 | 1.1 | .6 | 1.0 | 28.4 |
| **2m/s** | 1.3 | 1.7 | 1.0 | .8 | 1.9 | 1.5 | 1.8 | 1.9 | 2.0 | 1.4 | 4.4 | 5.0 | 1.7 | .2 | .2 | .3 | 27.3 |
| **3m/s** | .5 | 1.4 | .9 | .7 | 1.2 | .7 | .6 | 1.8 | 1.4 | .8 | 2.0 | 2.5 | .3 | .0 | .0 | .0 | 15.0 |
| **4m/s** | .1 | .7 | .7 | .3 | .6 | .2 | .2 | 1.3 | 1.4 | .3 | .7 | .5 | .0 | .0 | .0 | .0 | 7.2 |
| **5m/s** | .0 | .4 | .4 | .1 | .1 | .1 | .0 | .8 | 1.4 | .1 | .1 | .0 | .0 | .0 | .0 | .0 | 3.6 |
| **6m/s** | .0 | .1 | .2 | .0 | .0 | .0 | .1 | .4 | 1.0 | .0 | .0 | .0 | .0 | .0 | .0 | .0 | 1.8 |
| **7m/s** | .0 | .0 | .1 | .0 | .0 | .0 | .0 | .2 | .7 | .0 | .0 | .0 | .0 | .0 | .0 | .0 | 1.1 |
| **8m/s** | .0 | .0 | .0 | .0 | .0 | .0 | .0 | .1 | .3 | .0 | .0 | .0 | .0 | .0 | .0 | .0 | .4 |
| **10m/s** | .0 | .0 | .0 | .0 | .0 | .0 | .0 | .0 | .0 | .0 | .0 | .0 | .0 | .0 | .0 | .0 | .0 |
| **12m/s** | .0 | .0 | .0 | .0 | .0 | .0 | .0 | .0 | .0 | .0 | .0 | .0 | .0 | .0 | .0 | .0 | .0 |
| **14m/s** | .0 | .0 | .0 | .0 | .0 | .0 | .0 | .0 | .0 | .0 | .0 | .0 | .0 | .0 | .0 | .0 | .0 |
| **16m/s** | .0 | .0 | .0 | .0 | .0 | .0 | .0 | .0 | .0 | .0 | .0 | .0 | .0 | .0 | .0 | .0 | .0 |
| **18m/s** | .0 | .0 | .0 | .0 | .0 | .0 | .0 | .0 | .0 | .0 | .0 | .0 | .0 | .0 | .0 | .0 | .0 |
| **20m/s** | .0 | .0 | .0 | .0 | .0 | .0 | .0 | .0 | .0 | .0 | .0 | .0 | .0 | .0 | .0 | .0 | .0 |
| **25m/s** | .0 | .0 | .0 | .0 | .0 | .0 | .0 | .0 | .0 | .0 | .0 | .0 | .0 | .0 | .0 | .0 | .0 |
| **30m/s** | .0 | .0 | .0 | .0 | .0 | .0 | .0 | .0 | .0 | .0 | .0 | .0 | .0 | .0 | .0 | .0 | .0 |
| **35m/s** | .0 | .0 | .0 | .0 | .0 | .0 | .0 | .0 | .0 | .0 | .0 | .0 | .0 | .0 | .0 | .0 | .0 |
| **40m/s** | .0 | .0 | .0 | .0 | .0 | .0 | .0 | .0 | .0 | .0 | .0 | .0 | .0 | .0 | .0 | .0 | .0 |
| **100m/s** | | | | | | | | | | | | | | | | | |
| 合計 (%) | 5.1 | 6.2 | 4.3 | 2.7 | 5.4 | 4.5 | 4.7 | 8.1 | 11.0 | 4.8 | 12.3 | 13.7 | 7.1 | 2.0 | 1.4 | 2.1 | 95.4 |

[註1]: 風速介於 **1.0m/s~ 2.0m/s** 佔 **28.4%** 。主風向 **WSW** 佔 **13.7%** 。

[註2]: 風速平均值 **= 2.4m/s** , 風速最大值 **= 16.5m/s** , 其風向爲 **ESE**。

[註3]: 風速小於**5m/s** 佔 **93.0%**; 介於**5~10m/s** 佔 **6.9%** ; 風速大於**10m/s** 佔 **.0%**。

[註4]: 風向介於 **N~E** 佔 **18.4%**;**E~S** 佔 **23.8%** ;**S~W** 佔 **41.6%** ;**W~N** 佔 **11.5%**; 靜風佔 **4.6%** 。

[註5]: 資料每小時記錄一次 , 合計 **12948**筆 ( **99.9%**) , 檔名 : **W446HLA0.1HY** 。

# 表6.6.59　歷年 7月 花蓮港測站 A 風速及風向聯合分佈百分比 (%) 統計表

**1990年 7月 1日 0時 ~ 2007年 7月31日23時**

| 風向<br>風速 | N | NNE | NE | ENE | E | ESE | SE | SSE | S | SSW | SW | WSW | W | WNW | NW | NNW | 合計<br>(%) |
|---|---|---|---|---|---|---|---|---|---|---|---|---|---|---|---|---|---|
| **.3m/s** | .6 | .3 | .2 | .2 | .4 | .4 | .4 | .5 | .9 | .6 | 1.1 | 1.0 | 1.3 | .7 | .5 | .4 | 9.3 |
| **1m/s** | 1.1 | .6 | .4 | .6 | 1.1 | 1.9 | 2.0 | 1.6 | 2.1 | 1.9 | 5.0 | 4.6 | 2.2 | .7 | .5 | .5 | 26.9 |
| **2m/s** | .5 | .7 | .6 | .8 | 2.4 | 2.4 | 2.6 | 2.1 | 2.0 | 1.9 | 5.0 | 5.3 | 1.2 | .2 | .2 | .2 | 27.9 |
| **3m/s** | .3 | .5 | .5 | .4 | 2.0 | .7 | 1.1 | 2.3 | 1.9 | .9 | 2.7 | 2.4 | .2 | .0 | .0 | .1 | 15.9 |
| **4m/s** | .1 | .3 | .2 | .2 | .5 | .1 | .3 | 1.7 | 1.5 | .3 | .8 | .4 | .0 | .0 | .0 | .0 | 6.6 |
| **5m/s** | .1 | .2 | .1 | .1 | .0 | .0 | .1 | 1.0 | 1.6 | .1 | .3 | .1 | .0 | .0 | .0 | .0 | 3.8 |
| **6m/s** | .1 | .1 | .0 | .0 | .0 | .0 | .1 | .4 | 1.4 | .0 | .1 | .0 | .0 | .0 | .0 | .0 | 2.2 |
| **7m/s** | .0 | .1 | .0 | .0 | .0 | .0 | .0 | .3 | .9 | .0 | .0 | .0 | .0 | .0 | .0 | .0 | 1.5 |
| **8m/s** | .0 | .1 | .0 | .0 | .0 | .0 | .0 | .1 | .5 | .0 | .0 | .0 | .0 | .0 | .0 | .0 | .9 |
| **10m/s** | .0 | .1 | .1 | .0 | .0 | .0 | .0 | .0 | .1 | .0 | .0 | .0 | .0 | .0 | .0 | .0 | .3 |
| **12m/s** | .0 | .0 | .0 | .0 | .0 | .0 | .0 | .0 | .0 | .0 | .0 | .0 | .0 | .0 | .0 | .0 | .1 |
| **14m/s** | .0 | .0 | .0 | .0 | .0 | .0 | .0 | .0 | .0 | .0 | .0 | .0 | .0 | .0 | .0 | .0 | .1 |
| **16m/s** | .0 | .0 | .0 | .0 | .0 | .0 | .0 | .0 | .0 | .0 | .0 | .0 | .0 | .0 | .0 | .0 | .0 |
| **18m/s** | .0 | .0 | .0 | .0 | .0 | .0 | .0 | .0 | .0 | .0 | .0 | .0 | .0 | .0 | .0 | .0 | .0 |
| **20m/s** | .0 | .0 | .0 | .0 | .0 | .0 | .0 | .0 | .0 | .0 | .0 | .0 | .0 | .0 | .0 | .0 | .0 |
| **25m/s** | .0 | .0 | .0 | .0 | .0 | .0 | .0 | .0 | .0 | .0 | .0 | .0 | .0 | .0 | .0 | .0 | .0 |
| **30m/s** | .0 | .0 | .0 | .0 | .0 | .0 | .0 | .0 | .0 | .0 | .0 | .0 | .0 | .0 | .0 | .0 | .0 |
| **35m/s** | .0 | .0 | .0 | .0 | .0 | .0 | .0 | .0 | .0 | .0 | .0 | .0 | .0 | .0 | .0 | .0 | .0 |
| **40m/s** | .0 | .0 | .0 | .0 | .0 | .0 | .0 | .0 | .0 | .0 | .0 | .0 | .0 | .0 | .0 | .0 | .0 |
| **100m/s** | | | | | | | | | | | | | | | | | |
| 合計 (%) | 2.9 | 3.0 | 2.1 | 2.3 | 6.5 | 5.5 | 6.9 | 10.0 | 13.0 | 5.7 | 15.0 | 13.9 | 4.9 | 1.7 | 1.2 | 1.2 | 95.7 |

[註**1**]: 風速介於 **2.0m/s~ 3.0m/s** 佔 **27.9%** 。主風向 **SW** 佔 **15.0%** 。

[註**2**]: 風速平均值 **= 2.6m/s** , 風速最大值 **= 27.7m/s** , 其風向爲 **SE** 。

[註**3**]: 風速小於**5m/s** 佔 **90.9%**; 介於**5~10m/s** 佔 **8.4%** ; 風速大於**10m/s** 佔 **.6%**。

[註**4**]: 風向介於 **N~E** 佔 **10.5%**;**E~S** 佔 **31.7%** ;**S~W** 佔 **45.3%** ;**W~N** 佔 **8.1%**; 靜風佔 **4.3%** 。

[註**5**]: 資料每小時記錄一次 , 合計 **13388**筆 **(100.0%)** , 檔名 : **W447HLA0.1HY** 。

# 表6.6.60　歷年 8月 花蓮港測站 A 風速及風向聯合分佈百分比 (%) 統計表

**1990年 8月 1日 0時 ~ 2007年 8月31日23時**

| 風向<br>風速 | N | NNE | NE | ENE | E | ESE | SE | SSE | S | SSW | SW | WSW | W | WNW | NW | NNW | 合計<br>(%) |
|---|---|---|---|---|---|---|---|---|---|---|---|---|---|---|---|---|---|
| **.3m/s** | .6 | .3 | .3 | .1 | .2 | .2 | .5 | .4 | .8 | .6 | 1.1 | 1.0 | 1.4 | .7 | .5 | .5 | 9.3 |
| **1m/s** | 1.3 | .9 | .6 | .5 | 1.0 | 1.4 | 2.1 | 1.7 | 2.2 | 1.6 | 4.9 | 5.4 | 2.7 | 1.1 | .6 | .7 | 28.6 |
| **2m/s** | 1.0 | 1.0 | .7 | .5 | 2.2 | 2.2 | 2.4 | 2.1 | 2.2 | 1.3 | 5.0 | 6.6 | 1.5 | .3 | .2 | .4 | 29.5 |
| **3m/s** | .5 | .6 | .6 | .5 | 1.8 | .7 | 1.1 | 1.9 | 1.5 | .7 | 2.4 | 2.9 | .2 | .1 | .1 | .1 | 15.7 |
| **4m/s** | .3 | .5 | .4 | .4 | .8 | .1 | .3 | 1.2 | 1.1 | .3 | .6 | .5 | .0 | .0 | .0 | .0 | 6.5 |
| **5m/s** | .2 | .3 | .3 | .1 | .1 | .0 | .1 | .5 | .8 | .1 | .1 | .1 | .0 | .0 | .0 | .0 | 2.9 |
| **6m/s** | .1 | .2 | .2 | .0 | .1 | .0 | .0 | .2 | .5 | .1 | .1 | .0 | .0 | .0 | .0 | .0 | 1.4 |
| **7m/s** | .1 | .1 | .0 | .0 | .0 | .0 | .0 | .1 | .3 | .0 | .0 | .0 | .0 | .0 | .0 | .0 | .7 |
| **8m/s** | .0 | .1 | .1 | .0 | .0 | .0 | .0 | .1 | .2 | .0 | .0 | .0 | .0 | .0 | .0 | .0 | .7 |
| **10m/s** | .0 | .1 | .0 | .0 | .0 | .0 | .0 | .0 | .1 | .0 | .0 | .0 | .0 | .0 | .0 | .0 | .3 |
| **12m/s** | .0 | .0 | .1 | .0 | .0 | .0 | .0 | .0 | .0 | .0 | .0 | .0 | .0 | .0 | .0 | .0 | .2 |
| **14m/s** | .0 | .0 | .0 | .0 | .0 | .0 | .0 | .0 | .0 | .0 | .0 | .0 | .0 | .0 | .0 | .0 | .1 |
| **16m/s** | .0 | .0 | .0 | .0 | .0 | .0 | .0 | .0 | .0 | .0 | .0 | .0 | .0 | .0 | .0 | .0 | .1 |
| **18m/s** | .0 | .0 | .0 | .0 | .0 | .0 | .0 | .0 | .0 | .0 | .0 | .0 | .0 | .0 | .0 | .0 | .1 |
| **20m/s** | .0 | .0 | .0 | .0 | .0 | .0 | .0 | .0 | .0 | .0 | .0 | .0 | .0 | .0 | .0 | .0 | .0 |
| **25m/s** | .0 | .0 | .0 | .0 | .0 | .0 | .0 | .0 | .0 | .0 | .0 | .0 | .0 | .0 | .0 | .0 | .0 |
| **30m/s** | .0 | .0 | .0 | .0 | .0 | .0 | .0 | .0 | .0 | .0 | .0 | .0 | .0 | .0 | .0 | .0 | .0 |
| **35m/s** | .0 | .0 | .0 | .0 | .0 | .0 | .0 | .0 | .0 | .0 | .0 | .0 | .0 | .0 | .0 | .0 | .0 |
| **40m/s** | .0 | .0 | .0 | .0 | .0 | .0 | .0 | .0 | .0 | .0 | .0 | .0 | .0 | .0 | .0 | .0 | .0 |
| **100m/s** | | | | | | | | | | | | | | | | | |
| 合計 (%) | 4.0 | 4.1 | 3.2 | 2.3 | 6.2 | 4.6 | 6.6 | 8.4 | 9.9 | 4.8 | 14.2 | 16.7 | 5.9 | 2.1 | 1.4 | 1.7 | 96.1 |

[註1]: 風速介於 **2.0m/s~ 3.0m/s** 佔 **29.5%** 。主風向 **WSW** 佔 **16.7%** 。

[註2]: 風速平均值 = **2.5m/s** , 風速最大值 = **27.1m/s** , 其風向爲 **SSE**。

[註3]: 風速小於**5m/s** 佔 **93.5%**; 介於**5~10m/s** 佔 **5.7%** ; 風速大於**10m/s** 佔 **.8%**。

[註4]: 風向介於 **N~E** 佔 **14.1%**;**E~S** 佔 **26.3%** ;**S~W** 佔 **45.8%** ;**W~N** 佔 **9.9%**; 靜風佔 **3.9%** 。

[註5]: 資料每小時記錄一次 , 合計 **13383**筆 ( **99.9%**) , 檔名 : **W448HLA0.1HY** 。

# 表6.6.61　歷年 9月 花蓮港測站 A 風速及風向聯合分佈百分比 (%) 統計表

**1990年 9月 1日 0時 ~ 2007年 9月30日23時**

| 風向<br>風速 | N | NNE | NE | ENE | E | ESE | SE | SSE | S | SSW | SW | WSW | W | WNW | NW | NNW | 合計<br>(%) |
|---|---|---|---|---|---|---|---|---|---|---|---|---|---|---|---|---|---|
| **.3m/s** | .8 | .2 | .2 | .2 | .2 | .2 | .3 | .3 | .5 | .5 | .8 | 1.5 | 1.9 | .9 | .7 | .4 | 9.8 |
| **1m/s** | 1.8 | 1.2 | .8 | .5 | .8 | 1.4 | 1.5 | .9 | .9 | .8 | 3.8 | 6.3 | 4.1 | 1.6 | 1.0 | 1.2 | 28.6 |
| **2m/s** | 1.6 | 2.0 | 1.8 | 1.1 | 1.7 | 1.2 | 1.4 | 1.2 | .9 | .7 | 4.3 | 6.7 | 2.2 | .5 | .3 | .5 | 28.2 |
| **3m/s** | .9 | 1.8 | 1.9 | 1.1 | 1.7 | .3 | .3 | .9 | .5 | .3 | 2.1 | 2.9 | .3 | .1 | .1 | .2 | 15.6 |
| **4m/s** | .6 | 1.3 | 1.6 | .7 | .8 | .1 | .1 | .5 | .4 | .1 | .7 | .5 | .0 | .0 | .0 | .0 | 7.6 |
| **5m/s** | .1 | .6 | .9 | .3 | .3 | .1 | .0 | .2 | .4 | .0 | .0 | .1 | .1 | .0 | .0 | .0 | 3.2 |
| **6m/s** | .1 | .4 | .4 | .1 | .1 | .0 | .0 | .1 | .3 | .0 | .1 | .0 | .0 | .0 | .0 | .0 | 1.6 |
| **7m/s** | .1 | .2 | .2 | .1 | .0 | .0 | .0 | .0 | .2 | .0 | .0 | .0 | .0 | .0 | .0 | .0 | .8 |
| **8m/s** | .0 | .1 | .1 | .0 | .0 | .0 | .0 | .0 | .1 | .0 | .0 | .0 | .0 | .0 | .0 | .0 | .4 |
| **10m/s** | .0 | .0 | .0 | .0 | .0 | .0 | .0 | .0 | .0 | .0 | .0 | .0 | .0 | .0 | .0 | .0 | .1 |
| **12m/s** | .0 | .0 | .0 | .0 | .0 | .0 | .0 | .0 | .0 | .0 | .0 | .0 | .0 | .0 | .0 | .0 | .1 |
| **14m/s** | .0 | .0 | .0 | .0 | .0 | .0 | .0 | .0 | .0 | .0 | .0 | .0 | .0 | .0 | .0 | .0 | .1 |
| **16m/s** | .0 | .0 | .0 | .0 | .0 | .0 | .0 | .0 | .0 | .0 | .0 | .0 | .0 | .0 | .0 | .0 | .1 |
| **18m/s** | .0 | .0 | .0 | .0 | .0 | .0 | .0 | .0 | .0 | .0 | .0 | .0 | .0 | .0 | .0 | .0 | .0 |
| **20m/s** | .0 | .0 | .0 | .0 | .0 | .0 | .0 | .0 | .0 | .0 | .0 | .0 | .0 | .0 | .0 | .0 | .0 |
| **25m/s** | .0 | .0 | .0 | .0 | .0 | .0 | .0 | .0 | .0 | .0 | .0 | .0 | .0 | .0 | .0 | .0 | .0 |
| **30m/s** | .0 | .0 | .0 | .0 | .0 | .0 | .0 | .0 | .0 | .0 | .0 | .0 | .0 | .0 | .0 | .0 | .0 |
| **35m/s** | .0 | .0 | .0 | .0 | .0 | .0 | .0 | .0 | .0 | .0 | .0 | .0 | .0 | .0 | .0 | .0 | .0 |
| **40m/s** | .0 | .0 | .0 | .0 | .0 | .0 | .0 | .0 | .0 | .0 | .0 | .0 | .0 | .0 | .0 | .0 | .0 |
| **100m/s** | | | | | | | | | | | | | | | | | |
| 合計 (%) | 6.2 | 7.8 | 8.1 | 4.3 | 5.8 | 3.4 | 3.8 | 4.3 | 4.1 | 2.5 | 11.8 | 18.0 | 8.7 | 3.1 | 2.2 | 2.3 | 96.3 |

[註1]: 風速介於 **1.0m/s~ 2.0m/s** 佔 **28.6%** 。主風向 **WSW** 佔 **18.0%** 。

[註2]: 風速平均值 = **2.5m/s** , 風速最大值 = **20.6m/s** , 其風向爲 **S** 。

[註3]: 風速小於**5m/s** 佔 **93.5%**; 介於**5~10m/s** 佔 **6.1%** ; 風速大於**10m/s** 佔 **.4%**。

[註4]: 風向介於 **N~E** 佔 **26.6%**;**E~S** 佔 **16.8%** ;**S~W** 佔 **38.2%** ;**W~N** 佔 **14.6%**; 靜風佔 **3.7%** 。

[註5]: 資料每小時記錄一次 , 合計 **12945**筆 ( **99.9%**) , 檔名 : **W449HLA0.1HY** 。

# 表6.6.62　歷年 10月 花蓮港測站 A 風速及風向聯合分佈百分比 (%) 統計表

**1990年10月 1日 0時 ~ 2007年10月31日23時**

| 風向<br>風速 | N | NNE | NE | ENE | E | ESE | SE | SSE | S | SSW | SW | WSW | W | WNW | NW | NNW | 合計<br>(%) |
|---|---|---|---|---|---|---|---|---|---|---|---|---|---|---|---|---|---|
| **.3m/s** | .8 | .4 | .2 | .1 | .1 | .2 | .1 | .1 | .2 | .2 | .5 | 1.1 | 2.2 | 1.3 | 1.0 | .9 | 9.6 |
| **1m/s** | 3.1 | 1.7 | .8 | .5 | .6 | .7 | .7 | .5 | .5 | .5 | 2.3 | 5.5 | 4.6 | 2.1 | 1.6 | 1.8 | 27.4 |
| **2m/s** | 2.5 | 2.5 | 2.3 | .9 | 1.2 | .6 | .6 | .5 | .3 | .3 | 2.1 | 4.9 | 2.0 | .6 | .6 | .7 | 22.7 |
| **3m/s** | 1.0 | 2.9 | 3.0 | 1.0 | 1.2 | .2 | .1 | .2 | .2 | .1 | 1.1 | 2.4 | .4 | .1 | .1 | .2 | 14.2 |
| **4m/s** | .5 | 2.2 | 3.5 | .7 | .6 | .0 | .0 | .1 | .2 | .0 | .3 | .4 | .0 | .0 | .0 | .1 | 8.6 |
| **5m/s** | .2 | 1.4 | 3.2 | .7 | .4 | .0 | .0 | .1 | .1 | .0 | .1 | .0 | .0 | .0 | .0 | .0 | 6.2 |
| **6m/s** | .1 | .6 | 2.2 | .5 | .3 | .0 | .0 | .0 | .1 | .0 | .0 | .0 | .0 | .0 | .0 | .0 | 3.9 |
| **7m/s** | .0 | .4 | 1.6 | .2 | .2 | .0 | .0 | .0 | .0 | .0 | .0 | .0 | .0 | .0 | .0 | .0 | 2.4 |
| **8m/s** | .0 | .2 | 1.0 | .1 | .1 | .0 | .0 | .0 | .0 | .0 | .0 | .0 | .0 | .0 | .0 | .0 | 1.5 |
| **10m/s** | .0 | .0 | .1 | .0 | .0 | .0 | .0 | .0 | .0 | .0 | .0 | .0 | .0 | .0 | .0 | .0 | .2 |
| **12m/s** | .0 | .0 | .0 | .0 | .0 | .0 | .0 | .0 | .0 | .0 | .0 | .0 | .0 | .0 | .0 | .0 | .1 |
| **14m/s** | .0 | .0 | .0 | .0 | .0 | .0 | .0 | .0 | .0 | .0 | .0 | .0 | .0 | .0 | .0 | .0 | .1 |
| **16m/s** | .0 | .0 | .0 | .0 | .0 | .0 | .0 | .0 | .0 | .0 | .0 | .0 | .0 | .0 | .0 | .0 | .0 |
| **18m/s** | .0 | .0 | .0 | .0 | .0 | .0 | .0 | .0 | .0 | .0 | .0 | .0 | .0 | .0 | .0 | .0 | .0 |
| **20m/s** | .0 | .0 | .0 | .0 | .0 | .0 | .0 | .0 | .0 | .0 | .0 | .0 | .0 | .0 | .0 | .0 | .0 |
| **25m/s** | .0 | .0 | .0 | .0 | .0 | .0 | .0 | .0 | .0 | .0 | .0 | .0 | .0 | .0 | .0 | .0 | .0 |
| **30m/s** | .0 | .0 | .0 | .0 | .0 | .0 | .0 | .0 | .0 | .0 | .0 | .0 | .0 | .0 | .0 | .0 | .0 |
| **35m/s** | .0 | .0 | .0 | .0 | .0 | .0 | .0 | .0 | .0 | .0 | .0 | .0 | .0 | .0 | .0 | .0 | .0 |
| **40m/s** | .0 | .0 | .0 | .0 | .0 | .0 | .0 | .0 | .0 | .0 | .0 | .0 | .0 | .0 | .0 | .0 | .0 |
| **100m/s** | | | | | | | | | | | | | | | | | |
| 合計 (%) | 8.3 | 12.3 | 17.8 | 4.6 | 4.7 | 1.7 | 1.6 | 1.6 | 1.5 | 1.3 | 6.4 | 14.4 | 9.3 | 4.2 | 3.3 | 3.7 | 96.9 |

[註1]: 風速介於 **1.0m/s~ 2.0m/s** 佔 **27.4%** 。主風向 **NE** 佔 **17.8%** 。

[註2]: 風速平均值 = **2.8m/s** , 風速最大值 = **42.7m/s** , 其風向爲 **E** 。

[註3]: 風速小於**5m/s** 佔 **85.6%**; 介於**5~10m/s** 佔 **14.0%** ; 風速大於**10m/s** 佔 **.5%**。

[註4]: 風向介於 **N~E** 佔 **43.3%**;**E~S** 佔 **8.8%** ;**S~W** 佔 **25.6%** ;**W~N** 佔 **19.2%**; 靜風佔 **3.1%** 。

[註5]: 資料每小時記錄一次 , 合計 **13359**筆 ( **99.8%**) , 檔名 : **W44AHLA0.1HY** 。

# 表6.6.63　歷年 11月 花蓮港測站 A 風速及風向聯合分佈百分比 (%) 統計表

**1990年11月 1日 0時 ~ 2007年11月30日23時**

| 風向<br>風速 | N | NNE | NE | ENE | E | ESE | SE | SSE | S | SSW | SW | WSW | W | WNW | NW | NNW | 合計<br>(%) |
|---|---|---|---|---|---|---|---|---|---|---|---|---|---|---|---|---|---|
| **.3m/s** | .8 | .3 | .2 | .2 | .2 | .2 | .2 | .2 | .2 | .2 | .4 | 1.1 | 2.3 | 1.3 | 1.0 | .8 | 9.6 |
| **1m/s** | 2.8 | 1.8 | .9 | .5 | .5 | .7 | .5 | .4 | .3 | .3 | 1.8 | 5.1 | 5.0 | 2.6 | 2.1 | 2.0 | 27.6 |
| **2m/s** | 2.5 | 3.1 | 2.0 | .8 | 1.4 | .6 | .5 | .4 | .3 | .3 | 2.1 | 5.1 | 2.1 | .9 | .6 | .8 | 23.5 |
| **3m/s** | .9 | 2.9 | 3.0 | .7 | .6 | .1 | .1 | .4 | .2 | .2 | 1.1 | 2.6 | .3 | .1 | .1 | .3 | 13.4 |
| **4m/s** | .4 | 2.6 | 3.5 | .3 | .2 | .0 | .0 | .2 | .2 | .0 | .4 | .6 | .0 | .0 | .0 | .1 | 8.6 |
| **5m/s** | .2 | 1.8 | 3.3 | .2 | .0 | .0 | .0 | .1 | .1 | .0 | .1 | .0 | .0 | .0 | .0 | .0 | 5.8 |
| **6m/s** | .0 | 1.2 | 2.7 | .1 | .0 | .0 | .0 | .0 | .1 | .0 | .0 | .0 | .0 | .0 | .0 | .0 | 4.2 |
| **7m/s** | .0 | .6 | 1.7 | .0 | .0 | .0 | .0 | .0 | .0 | .0 | .0 | .0 | .0 | .0 | .0 | .0 | 2.4 |
| **8m/s** | .0 | .4 | 1.4 | .0 | .0 | .0 | .0 | .0 | .0 | .0 | .0 | .0 | .0 | .0 | .0 | .0 | 1.8 |
| **10m/s** | .0 | .1 | .1 | .0 | .0 | .0 | .0 | .0 | .0 | .0 | .0 | .0 | .0 | .0 | .0 | .0 | .2 |
| **12m/s** | .0 | .0 | .0 | .0 | .0 | .0 | .0 | .0 | .0 | .0 | .0 | .0 | .0 | .0 | .0 | .0 | .0 |
| **14m/s** | .0 | .0 | .0 | .0 | .0 | .0 | .0 | .0 | .0 | .0 | .0 | .0 | .0 | .0 | .0 | .0 | .0 |
| **16m/s** | .0 | .0 | .0 | .0 | .0 | .0 | .0 | .0 | .0 | .0 | .0 | .0 | .0 | .0 | .0 | .0 | .0 |
| **18m/s** | .0 | .0 | .0 | .0 | .0 | .0 | .0 | .0 | .0 | .0 | .0 | .0 | .0 | .0 | .0 | .0 | .0 |
| **20m/s** | .0 | .0 | .0 | .0 | .0 | .0 | .0 | .0 | .0 | .0 | .0 | .0 | .0 | .0 | .0 | .0 | .0 |
| **25m/s** | .0 | .0 | .0 | .0 | .0 | .0 | .0 | .0 | .0 | .0 | .0 | .0 | .0 | .0 | .0 | .0 | .0 |
| **30m/s** | .0 | .0 | .0 | .0 | .0 | .0 | .0 | .0 | .0 | .0 | .0 | .0 | .0 | .0 | .0 | .0 | .0 |
| **35m/s** | .0 | .0 | .0 | .0 | .0 | .0 | .0 | .0 | .0 | .0 | .0 | .0 | .0 | .0 | .0 | .0 | .0 |
| **40m/s** | .0 | .0 | .0 | .0 | .0 | .0 | .0 | .0 | .0 | .0 | .0 | .0 | .0 | .0 | .0 | .0 | .0 |
| **100m/s** | | | | | | | | | | | | | | | | | |
| 合計 (%) | 7.6 | 14.9 | 18.9 | 2.8 | 3.0 | 1.5 | 1.3 | 1.7 | 1.4 | 1.0 | 6.0 | 14.6 | 9.7 | 4.8 | 3.9 | 4.0 | 97.1 |

[註1]: 風速介於 **1.0m/s~ 2.0m/s** 佔 **27.6%** 。主風向 **NE** 佔 **18.9%** 。

[註2]: 風速平均值 = **2.8m/s** , 風速最大值 = **12.2m/s** , 其風向爲 **NE** 。

[註3]: 風速小於**5m/s** 佔 **85.5%**; 介於**5~10m/s** 佔 **14.2%** ; 風速大於**10m/s** 佔 **.2%**。

[註4]: 風向介於 **N~E** 佔 **43.5%**;**E~S** 佔 **7.3%** ;**S~W** 佔 **24.7%** ;**W~N** 佔 **21.6%**; 靜風佔 **2.9%** 。

[註5]: 資料每小時記錄一次 , 合計 **12945**筆 ( **99.9%**) , 檔名 : **W44BHLA0.1HY** 。

# 表6.6.64　歷年 冬季 花蓮港測站 A 風速及風向聯合分佈百分比 (%) 統計表

**1990年 1月 1日 0時 ~ 2007年 2月28日23時**

| 風向<br>風速 | N | NNE | NE | ENE | E | ESE | SE | SSE | S | SSW | SW | WSW | W | WNW | NW | NNW | 合計<br>(%) |
|---|---|---|---|---|---|---|---|---|---|---|---|---|---|---|---|---|---|
| **.3m/s** | 1.0 | .4 | .2 | .2 | .2 | .2 | .2 | .1 | .1 | .2 | .4 | 1.0 | 2.6 | 1.6 | 1.5 | 1.1 | 10.9 |
| **1m/s** | 3.1 | 1.4 | 1.0 | .4 | .6 | .5 | .5 | .4 | .4 | .3 | 1.7 | 5.7 | 5.1 | 2.8 | 2.4 | 2.5 | 28.9 |
| **2m/s** | 2.3 | 2.5 | 2.5 | .7 | .8 | .3 | .4 | .4 | .4 | .3 | 1.8 | 4.4 | 2.2 | .7 | .6 | .9 | 21.2 |
| **3m/s** | .7 | 2.5 | 3.7 | .7 | .5 | .1 | .1 | .4 | .4 | .2 | 1.2 | 2.6 | .4 | .1 | .1 | .1 | 13.6 |
| **4m/s** | .1 | 1.8 | 4.1 | .5 | .2 | .0 | .1 | .2 | .3 | .1 | .4 | .8 | .1 | .0 | .0 | .0 | 8.8 |
| **5m/s** | .0 | 1.1 | 3.6 | .4 | .1 | .0 | .0 | .1 | .3 | .0 | .1 | .1 | .0 | .0 | .0 | .0 | 5.8 |
| **6m/s** | .0 | .5 | 3.1 | .2 | .0 | .0 | .0 | .1 | .2 | .0 | .0 | .0 | .0 | .0 | .0 | .0 | 4.2 |
| **7m/s** | .0 | .2 | 1.8 | .1 | .0 | .0 | .0 | .0 | .1 | .0 | .0 | .0 | .0 | .0 | .0 | .0 | 2.3 |
| **8m/s** | .0 | .1 | 1.2 | .1 | .0 | .0 | .0 | .0 | .0 | .0 | .0 | .0 | .0 | .0 | .0 | .0 | 1.5 |
| **10m/s** | .0 | .0 | .1 | .0 | .0 | .0 | .0 | .0 | .0 | .0 | .0 | .0 | .0 | .0 | .0 | .0 | .1 |
| **12m/s** | .0 | .0 | .0 | .0 | .0 | .0 | .0 | .0 | .0 | .0 | .0 | .0 | .0 | .0 | .0 | .0 | .0 |
| **14m/s** | .0 | .0 | .0 | .0 | .0 | .0 | .0 | .0 | .0 | .0 | .0 | .0 | .0 | .0 | .0 | .0 | .0 |
| **16m/s** | .0 | .0 | .0 | .0 | .0 | .0 | .0 | .0 | .0 | .0 | .0 | .0 | .0 | .0 | .0 | .0 | .0 |
| **18m/s** | .0 | .0 | .0 | .0 | .0 | .0 | .0 | .0 | .0 | .0 | .0 | .0 | .0 | .0 | .0 | .0 | .0 |
| **20m/s** | .0 | .0 | .0 | .0 | .0 | .0 | .0 | .0 | .0 | .0 | .0 | .0 | .0 | .0 | .0 | .0 | .0 |
| **25m/s** | .0 | .0 | .0 | .0 | .0 | .0 | .0 | .0 | .0 | .0 | .0 | .0 | .0 | .0 | .0 | .0 | .0 |
| **30m/s** | .0 | .0 | .0 | .0 | .0 | .0 | .0 | .0 | .0 | .0 | .0 | .0 | .0 | .0 | .0 | .0 | .0 |
| **35m/s** | .0 | .0 | .0 | .0 | .0 | .0 | .0 | .0 | .0 | .0 | .0 | .0 | .0 | .0 | .0 | .0 | .0 |
| **40m/s** | .0 | .0 | .0 | .0 | .0 | .0 | .0 | .0 | .0 | .0 | .0 | .0 | .0 | .0 | .0 | .0 | .0 |
| **100m/s** | | | | | | | | | | | | | | | | | |
| 合計 (%) | 7.3 | 10.4 | 21.3 | 3.2 | 2.5 | 1.2 | 1.2 | 1.7 | 2.3 | 1.1 | 5.6 | 14.6 | 10.5 | 5.2 | 4.6 | 4.6 | 97.4 |

[註1]: 風速介於 **1.0m/s~ 2.0m/s** 佔 **28.9%** 。主風向 **NE** 佔 **21.3%** 。

[註2]: 風速平均值 = **2.8m/s** , 風速最大值 = **15.5m/s** , 其風向爲 **S** 。

[註3]: 風速小於**5m/s** 佔 **86.1%**; 介於**5~10m/s** 佔 **13.8%** ; 風速大於**10m/s** 佔 **.1%**。

[註4]: 風向介於 **N~E** 佔 **41.3%**;**E~S** 佔 **6.6%** ;**S~W** 佔 **25.5%** ;**W~N** 佔 **23.9%**; 靜風佔 **2.6%** 。

[註5]: 資料每小時記錄一次 , 合計 **38048**筆 ( **99.5%**) , 檔名 : **W44WHLA0.1HY** 。

# 表6.6.65　歷年 春季 花蓮港測站 A 風速及風向聯合分佈百分比 (%) 統計表

**1990年 3月 1日 0時 ~ 2007年 5月31日23時**

| 風向<br>風速 | N | NNE | NE | ENE | E | ESE | SE | SSE | S | SSW | SW | WSW | W | WNW | NW | NNW | 合計<br>(%) |
|---|---|---|---|---|---|---|---|---|---|---|---|---|---|---|---|---|---|
| **.3m/s** | 1.2 | .5 | .3 | .2 | .3 | .2 | .3 | .2 | .3 | .3 | .7 | 1.1 | 2.3 | 1.4 | 1.2 | 1.2 | 11.6 |
| **1m/s** | 3.0 | 1.7 | 1.1 | .6 | .9 | 1.0 | 1.0 | .8 | .9 | .8 | 2.9 | 5.6 | 4.3 | 1.9 | 1.5 | 1.8 | 29.8 |
| **2m/s** | 2.0 | 2.3 | 2.1 | .7 | 1.3 | .9 | 1.1 | 1.1 | 1.1 | .6 | 2.9 | 4.5 | 1.9 | .5 | .4 | .6 | 23.9 |
| **3m/s** | .5 | 2.0 | 2.4 | .7 | .9 | .2 | .4 | 1.1 | 1.0 | .3 | 1.4 | 2.5 | .4 | .1 | .0 | .1 | 13.9 |
| **4m/s** | .1 | 1.4 | 2.1 | .4 | .3 | .0 | .1 | .8 | .7 | .1 | .5 | .8 | .1 | .0 | .0 | .0 | 7.5 |
| **5m/s** | .0 | .8 | 1.8 | .2 | .1 | .0 | .0 | .5 | .7 | .0 | .1 | .1 | .0 | .0 | .0 | .0 | 4.4 |
| **6m/s** | .0 | .4 | 1.3 | .1 | .0 | .0 | .0 | .2 | .5 | .0 | .0 | .0 | .0 | .0 | .0 | .0 | 2.5 |
| **7m/s** | .0 | .1 | .6 | .0 | .0 | .0 | .0 | .1 | .3 | .0 | .0 | .0 | .0 | .0 | .0 | .0 | 1.2 |
| **8m/s** | .0 | .1 | .4 | .0 | .0 | .0 | .0 | .1 | .2 | .0 | .0 | .0 | .0 | .0 | .0 | .0 | .8 |
| **10m/s** | .0 | .0 | .1 | .0 | .0 | .0 | .0 | .0 | .0 | .0 | .0 | .0 | .0 | .0 | .0 | .0 | .1 |
| **12m/s** | .0 | .0 | .0 | .0 | .0 | .0 | .0 | .0 | .0 | .0 | .0 | .0 | .0 | .0 | .0 | .0 | .0 |
| **14m/s** | .0 | .0 | .0 | .0 | .0 | .0 | .0 | .0 | .0 | .0 | .0 | .0 | .0 | .0 | .0 | .0 | .0 |
| **16m/s** | .0 | .0 | .0 | .0 | .0 | .0 | .0 | .0 | .0 | .0 | .0 | .0 | .0 | .0 | .0 | .0 | .0 |
| **18m/s** | .0 | .0 | .0 | .0 | .0 | .0 | .0 | .0 | .0 | .0 | .0 | .0 | .0 | .0 | .0 | .0 | .0 |
| **20m/s** | .0 | .0 | .0 | .0 | .0 | .0 | .0 | .0 | .0 | .0 | .0 | .0 | .0 | .0 | .0 | .0 | .0 |
| **25m/s** | .0 | .0 | .0 | .0 | .0 | .0 | .0 | .0 | .0 | .0 | .0 | .0 | .0 | .0 | .0 | .0 | .0 |
| **30m/s** | .0 | .0 | .0 | .0 | .0 | .0 | .0 | .0 | .0 | .0 | .0 | .0 | .0 | .0 | .0 | .0 | .0 |
| **35m/s** | .0 | .0 | .0 | .0 | .0 | .0 | .0 | .0 | .0 | .0 | .0 | .0 | .0 | .0 | .0 | .0 | .0 |
| **40m/s** | .0 | .0 | .0 | .0 | .0 | .0 | .0 | .0 | .0 | .0 | .0 | .0 | .0 | .0 | .0 | .0 | .0 |
| **100m/s** | | | | | | | | | | | | | | | | | |
| 合計 (%) | 6.9 | 9.2 | 12.2 | 3.0 | 3.8 | 2.4 | 2.9 | 4.8 | 5.9 | 2.1 | 8.4 | 14.7 | 8.9 | 3.9 | 3.1 | 3.7 | 95.8 |

[註1]: 風速介於 **1.0m/s~ 2.0m/s** 佔 **29.8%** 。主風向 **WSW** 佔 **14.7%** 。

[註2]: 風速平均值 = **2.5m/s** , 風速最大值 = **12.3m/s** , 其風向爲 **S** 。

[註3]: 風速小於**5m/s** 佔 **90.9%**; 介於**5~10m/s** 佔 **9.0%** ; 風速大於**10m/s** 佔 **.1%**。

[註4]: 風向介於 **N~E** 佔 **30.8%**;**E~S** 佔 **14.3%** ;**S~W** 佔 **32.2%** ;**W~N** 佔 **18.5%**; 靜風佔 **4.2%** 。

[註5]: 資料每小時記錄一次 , 合計 **39715**筆 ( **99.9%**) , 檔名 : **W44NHLA0.1HY** 。

# 表6.6.66　歷年 夏季 花蓮港測站 A 風速及風向聯合分佈百分比 (%) 統計表

**1990年 6月 1日 0時 ~ 2007年 8月31日23時**

| 風向<br>風速 | N | NNE | NE | ENE | E | ESE | SE | SSE | S | SSW | SW | WSW | W | WNW | NW | NNW | 合計<br>(%) |
|---|---|---|---|---|---|---|---|---|---|---|---|---|---|---|---|---|---|
| **.3m/s** | .7 | .3 | .2 | .2 | .3 | .4 | .4 | .4 | .9 | .6 | 1.0 | 1.0 | 1.4 | .7 | .5 | .5 | 9.7 |
| **1m/s** | 1.5 | .9 | .6 | .6 | 1.1 | 1.6 | 1.9 | 1.5 | 2.0 | 1.7 | 4.6 | 4.9 | 2.8 | 1.0 | .6 | .7 | 27.9 |
| **2m/s** | .9 | 1.1 | .7 | .7 | 2.2 | 2.0 | 2.3 | 2.0 | 2.1 | 1.5 | 4.8 | 5.6 | 1.5 | .2 | .2 | .3 | 28.2 |
| **3m/s** | .4 | .8 | .6 | .5 | 1.7 | .7 | .9 | 2.0 | 1.6 | .8 | 2.4 | 2.6 | .2 | .0 | .0 | .1 | 15.6 |
| **4m/s** | .2 | .5 | .5 | .3 | .6 | .1 | .3 | 1.4 | 1.3 | .3 | .7 | .5 | .0 | .0 | .0 | .0 | 6.8 |
| **5m/s** | .1 | .3 | .3 | .1 | .1 | .0 | .1 | .8 | 1.3 | .1 | .2 | .1 | .0 | .0 | .0 | .0 | 3.4 |
| **6m/s** | .1 | .1 | .1 | .0 | .0 | .0 | .1 | .3 | 1.0 | .0 | .1 | .0 | .0 | .0 | .0 | .0 | 1.8 |
| **7m/s** | .0 | .1 | .0 | .0 | .0 | .0 | .0 | .2 | .6 | .0 | .0 | .0 | .0 | .0 | .0 | .0 | 1.1 |
| **8m/s** | .0 | .1 | .0 | .0 | .0 | .0 | .0 | .1 | .3 | .0 | .0 | .0 | .0 | .0 | .0 | .0 | .7 |
| **10m/s** | .0 | .0 | .0 | .0 | .0 | .0 | .0 | .0 | .1 | .0 | .0 | .0 | .0 | .0 | .0 | .0 | .2 |
| **12m/s** | .0 | .0 | .0 | .0 | .0 | .0 | .0 | .0 | .0 | .0 | .0 | .0 | .0 | .0 | .0 | .0 | .1 |
| **14m/s** | .0 | .0 | .0 | .0 | .0 | .0 | .0 | .0 | .0 | .0 | .0 | .0 | .0 | .0 | .0 | .0 | .0 |
| **16m/s** | .0 | .0 | .0 | .0 | .0 | .0 | .0 | .0 | .0 | .0 | .0 | .0 | .0 | .0 | .0 | .0 | .0 |
| **18m/s** | .0 | .0 | .0 | .0 | .0 | .0 | .0 | .0 | .0 | .0 | .0 | .0 | .0 | .0 | .0 | .0 | .0 |
| **20m/s** | .0 | .0 | .0 | .0 | .0 | .0 | .0 | .0 | .0 | .0 | .0 | .0 | .0 | .0 | .0 | .0 | .0 |
| **25m/s** | .0 | .0 | .0 | .0 | .0 | .0 | .0 | .0 | .0 | .0 | .0 | .0 | .0 | .0 | .0 | .0 | .0 |
| **30m/s** | .0 | .0 | .0 | .0 | .0 | .0 | .0 | .0 | .0 | .0 | .0 | .0 | .0 | .0 | .0 | .0 | .0 |
| **35m/s** | .0 | .0 | .0 | .0 | .0 | .0 | .0 | .0 | .0 | .0 | .0 | .0 | .0 | .0 | .0 | .0 | .0 |
| **40m/s** | .0 | .0 | .0 | .0 | .0 | .0 | .0 | .0 | .0 | .0 | .0 | .0 | .0 | .0 | .0 | .0 | .0 |
| **100m/s** | | | | | | | | | | | | | | | | | |
| 合計 (%) | 4.0 | 4.4 | 3.2 | 2.4 | 6.0 | 4.9 | 6.1 | 8.8 | 11.3 | 5.1 | 13.8 | 14.8 | 5.9 | 2.0 | 1.3 | 1.6 | 95.7 |

[註1]: 風速介於 **2.0m/s~ 3.0m/s** 佔 **28.2%** 。主風向 **WSW** 佔 **14.8%** 。

[註2]: 風速平均值 = **2.5m/s** , 風速最大值 = **27.7m/s** , 其風向爲 **SE** 。

[註3]: 風速小於**5m/s** 佔 **92.5%**; 介於**5~10m/s** 佔 **7.0%** ; 風速大於**10m/s** 佔 **.5%**。

[註4]: 風向介於 **N~E** 佔 **14.3%**;**E~S** 佔 **27.3%** ;**S~W** 佔 **44.3%** ;**W~N** 佔 **9.8%**; 靜風佔 **4.3%** 。

[註5]: 資料每小時記錄一次 , 合計 **39719**筆 ( **99.9%**) , 檔名 : **W44SHLA0.1HY** 。

# 表6.6.67　歷年 秋季 花蓮港測站 A 風速及風向聯合分佈百分比 (%) 統計表

**1990年 9月 1日 0時 ~ 2007年11月30日23時**

| 風向<br>風速 | N | NNE | NE | ENE | E | ESE | SE | SSE | S | SSW | SW | WSW | W | WNW | NW | NNW | 合計<br>(%) |
|---|---|---|---|---|---|---|---|---|---|---|---|---|---|---|---|---|---|
| **.3m/s** | .8 | .3 | .2 | .2 | .2 | .2 | .2 | .2 | .3 | .3 | .6 | 1.2 | 2.1 | 1.1 | .9 | .7 | 9.6 |
| **1m/s** | 2.6 | 1.6 | .8 | .5 | .7 | .9 | .9 | .6 | .6 | .5 | 2.6 | 5.6 | 4.6 | 2.1 | 1.6 | 1.7 | 27.9 |
| **2m/s** | 2.2 | 2.6 | 2.0 | .9 | 1.4 | .8 | .8 | .7 | .5 | .4 | 2.8 | 5.5 | 2.1 | .7 | .5 | .6 | 24.8 |
| **3m/s** | .9 | 2.5 | 2.7 | .9 | 1.2 | .2 | .2 | .5 | .3 | .2 | 1.4 | 2.6 | .3 | .1 | .1 | .2 | 14.4 |
| **4m/s** | .5 | 2.0 | 2.9 | .6 | .5 | .0 | .1 | .3 | .3 | .1 | .4 | .5 | .0 | .0 | .0 | .1 | 8.3 |
| **5m/s** | .2 | 1.3 | 2.5 | .4 | .2 | .0 | .0 | .1 | .2 | .0 | .1 | .0 | .0 | .0 | .0 | .0 | 5.1 |
| **6m/s** | .1 | .8 | 1.8 | .2 | .1 | .0 | .0 | .0 | .1 | .0 | .0 | .0 | .0 | .0 | .0 | .0 | 3.2 |
| **7m/s** | .0 | .4 | 1.2 | .1 | .1 | .0 | .0 | .0 | .1 | .0 | .0 | .0 | .0 | .0 | .0 | .0 | 1.9 |
| **8m/s** | .0 | .2 | .8 | .1 | .0 | .0 | .0 | .0 | .0 | .0 | .0 | .0 | .0 | .0 | .0 | .0 | 1.2 |
| **10m/s** | .0 | .1 | .1 | .0 | .0 | .0 | .0 | .0 | .0 | .0 | .0 | .0 | .0 | .0 | .0 | .0 | .2 |
| **12m/s** | .0 | .0 | .0 | .0 | .0 | .0 | .0 | .0 | .0 | .0 | .0 | .0 | .0 | .0 | .0 | .0 | .1 |
| **14m/s** | .0 | .0 | .0 | .0 | .0 | .0 | .0 | .0 | .0 | .0 | .0 | .0 | .0 | .0 | .0 | .0 | .0 |
| **16m/s** | .0 | .0 | .0 | .0 | .0 | .0 | .0 | .0 | .0 | .0 | .0 | .0 | .0 | .0 | .0 | .0 | .0 |
| **18m/s** | .0 | .0 | .0 | .0 | .0 | .0 | .0 | .0 | .0 | .0 | .0 | .0 | .0 | .0 | .0 | .0 | .0 |
| **20m/s** | .0 | .0 | .0 | .0 | .0 | .0 | .0 | .0 | .0 | .0 | .0 | .0 | .0 | .0 | .0 | .0 | .0 |
| **25m/s** | .0 | .0 | .0 | .0 | .0 | .0 | .0 | .0 | .0 | .0 | .0 | .0 | .0 | .0 | .0 | .0 | .0 |
| **30m/s** | .0 | .0 | .0 | .0 | .0 | .0 | .0 | .0 | .0 | .0 | .0 | .0 | .0 | .0 | .0 | .0 | .0 |
| **35m/s** | .0 | .0 | .0 | .0 | .0 | .0 | .0 | .0 | .0 | .0 | .0 | .0 | .0 | .0 | .0 | .0 | .0 |
| **40m/s** | .0 | .0 | .0 | .0 | .0 | .0 | .0 | .0 | .0 | .0 | .0 | .0 | .0 | .0 | .0 | .0 | .0 |
| **100m/s** | | | | | | | | | | | | | | | | | |
| 合計 (%) | 7.4 | 11.7 | 15.0 | 3.9 | 4.5 | 2.2 | 2.2 | 2.5 | 2.4 | 1.6 | 8.0 | 15.6 | 9.2 | 4.0 | 3.1 | 3.3 | 96.8 |

[註1]: 風速介於 **1.0m/s~ 2.0m/s** 佔 **27.9%** 。主風向 **WSW** 佔 **15.6%** 。

[註2]: 風速平均值 = **2.7m/s** , 風速最大值 = **42.7m/s** , 其風向爲 **E** 。

[註3]: 風速小於**5m/s** 佔 **88.2%**; 介於**5~10m/s** 佔 **11.4%** ; 風速大於**10m/s** 佔 **.4%**。

[註4]: 風向介於 **N~E** 佔 **37.9%**;**E~S** 佔 **11.0%** ;**S~W** 佔 **29.4%** ;**W~N** 佔 **18.5%**; 靜風佔 **3.2%** 。

[註5]: 資料每小時記錄一次 , 合計 **39249**筆 ( **99.8%**) , 檔名 : **W44FHLA0.1HY** 。

# 表6.6.68　歷年 花蓮港測站 A 風速及風向聯合分佈百分比 (%) 統計表

**1990年 1月 1日 0時 ~ 2007年11月30日23時**

| 風向<br>風速 | N | NNE | NE | ENE | E | ESE | SE | SSE | S | SSW | SW | WSW | W | WNW | NW | NNW | 合計<br>(%) |
|---|---|---|---|---|---|---|---|---|---|---|---|---|---|---|---|---|---|
| **.3m/s** | .9 | .4 | .2 | .2 | .3 | .3 | .3 | .2 | .4 | .3 | .7 | 1.1 | 2.1 | 1.2 | 1.0 | .9 | 10.4 |
| **1m/s** | 2.5 | 1.4 | .9 | .5 | .8 | 1.0 | 1.1 | .8 | 1.0 | .8 | 3.0 | 5.5 | 4.2 | 1.9 | 1.5 | 1.7 | 28.6 |
| **2m/s** | 1.9 | 2.1 | 1.8 | .8 | 1.4 | 1.0 | 1.2 | 1.1 | 1.0 | .7 | 3.1 | 5.0 | 1.9 | .5 | .4 | .6 | 24.5 |
| **3m/s** | .6 | 2.0 | 2.3 | .7 | 1.1 | .3 | .4 | 1.0 | .8 | .4 | 1.6 | 2.6 | .3 | .1 | .1 | .1 | 14.4 |
| **4m/s** | .2 | 1.4 | 2.4 | .4 | .4 | .1 | .1 | .7 | .7 | .1 | .5 | .7 | .1 | .0 | .0 | .0 | 7.8 |
| **5m/s** | .1 | .9 | 2.0 | .3 | .1 | .0 | .0 | .4 | .6 | .0 | .1 | .1 | .0 | .0 | .0 | .0 | 4.7 |
| **6m/s** | .0 | .4 | 1.6 | .1 | .1 | .0 | .0 | .2 | .4 | .0 | .0 | .0 | .0 | .0 | .0 | .0 | 2.9 |
| **7m/s** | .0 | .2 | .9 | .1 | .0 | .0 | .0 | .1 | .3 | .0 | .0 | .0 | .0 | .0 | .0 | .0 | 1.6 |
| **8m/s** | .0 | .1 | .6 | .0 | .0 | .0 | .0 | .0 | .2 | .0 | .0 | .0 | .0 | .0 | .0 | .0 | 1.0 |
| **10m/s** | .0 | .0 | .1 | .0 | .0 | .0 | .0 | .0 | .0 | .0 | .0 | .0 | .0 | .0 | .0 | .0 | .2 |
| **12m/s** | .0 | .0 | .0 | .0 | .0 | .0 | .0 | .0 | .0 | .0 | .0 | .0 | .0 | .0 | .0 | .0 | .1 |
| **14m/s** | .0 | .0 | .0 | .0 | .0 | .0 | .0 | .0 | .0 | .0 | .0 | .0 | .0 | .0 | .0 | .0 | .0 |
| **16m/s** | .0 | .0 | .0 | .0 | .0 | .0 | .0 | .0 | .0 | .0 | .0 | .0 | .0 | .0 | .0 | .0 | .0 |
| **18m/s** | .0 | .0 | .0 | .0 | .0 | .0 | .0 | .0 | .0 | .0 | .0 | .0 | .0 | .0 | .0 | .0 | .0 |
| **20m/s** | .0 | .0 | .0 | .0 | .0 | .0 | .0 | .0 | .0 | .0 | .0 | .0 | .0 | .0 | .0 | .0 | .0 |
| **25m/s** | .0 | .0 | .0 | .0 | .0 | .0 | .0 | .0 | .0 | .0 | .0 | .0 | .0 | .0 | .0 | .0 | .0 |
| **30m/s** | .0 | .0 | .0 | .0 | .0 | .0 | .0 | .0 | .0 | .0 | .0 | .0 | .0 | .0 | .0 | .0 | .0 |
| **35m/s** | .0 | .0 | .0 | .0 | .0 | .0 | .0 | .0 | .0 | .0 | .0 | .0 | .0 | .0 | .0 | .0 | .0 |
| **40m/s** | .0 | .0 | .0 | .0 | .0 | .0 | .0 | .0 | .0 | .0 | .0 | .0 | .0 | .0 | .0 | .0 | .0 |
| **100m/s** | | | | | | | | | | | | | | | | | |
| 合計 (%) | 6.4 | 8.9 | 12.8 | 3.1 | 4.2 | 2.7 | 3.1 | 4.5 | 5.5 | 2.5 | 9.0 | 14.9 | 8.6 | 3.8 | 3.0 | 3.3 | 96.4 |

[註1]: 風速介於 **1.0m/s~ 2.0m/s** 佔 **28.6%** 。主風向 **WSW** 佔 **14.9%** 。

[註2]: 風速平均值 = **2.6m/s** , 風速最大值 = **42.7m/s** , 其風向爲 **E** 。

[註3]: 風速小於**5m/s** 佔 **89.5%**; 介於**5~10m/s** 佔 **10.3%** ; 風速大於**10m/s** 佔 **.3%**。

[註4]: 風向介於 **N~E** 佔 **30.9%**;**E~S** 佔 **14.9%** ;**S~W** 佔 **32.9%** ;**W~N** 佔 **17.6%**; 靜風佔 **3.6%** 。

[註5]: 資料每小時記錄一次 , 合計**156731**筆 ( **99.8%**) , 檔名 : **W440HLA0.1HY** 。

# 6.7　2007年蘇澳港風速及風向聯合分佈表

# 表6.7.1　2006年 12月 蘇澳港測站2風速及風向聯合分佈百分比 (%) 統計表

**2006年12月 1日 1時 ~ 2006年12月31日23時**

| 風向<br>風速 | N | NNE | NE | ENE | E | ESE | SE | SSE | S | SSW | SW | WSW | W | WNW | NW | NNW | 合計<br>(%) |
|---|---|---|---|---|---|---|---|---|---|---|---|---|---|---|---|---|---|
| **.3m/s** | .1 | .5 | .1 | .0 | .5 | .5 | .3 | .1 | .4 | .1 | 2.2 | 9.6 | 5.9 | 1.2 | .7 | .0 | 22.3 |
| **1m/s** | 1.5 | 1.7 | .8 | .4 | .1 | .3 | .7 | .8 | 1.1 | .4 | .8 | 4.8 | 11.4 | 3.0 | 1.9 | .9 | 30.7 |
| **2m/s** | 2.4 | 1.1 | .7 | 1.2 | .0 | .3 | .7 | 1.2 | .5 | .1 | .3 | 1.9 | 9.6 | 2.2 | .7 | .1 | 22.9 |
| **3m/s** | .5 | .9 | .8 | .8 | .1 | .1 | .0 | .1 | .1 | .0 | .1 | 2.4 | 2.8 | 1.2 | .7 | .4 | 11.3 |
| **4m/s** | .0 | .1 | .4 | .5 | .0 | .0 | .0 | .0 | .0 | .0 | .0 | .3 | .4 | .1 | .1 | .1 | 2.2 |
| **5m/s** | .1 | .0 | .5 | .3 | .0 | .0 | .0 | .0 | .0 | .0 | .0 | .1 | .9 | .0 | .1 | .0 | 2.2 |
| **6m/s** | .0 | .1 | .0 | .0 | .0 | .0 | .0 | .0 | .0 | .0 | .1 | .0 | .4 | .0 | .0 | .0 | .7 |
| **7m/s** | .0 | .1 | .0 | .0 | .0 | .0 | .0 | .0 | .0 | .0 | .1 | .0 | .3 | .0 | .0 | .0 | .5 |
| **8m/s** | .1 | .1 | .0 | .0 | .0 | .0 | .0 | .0 | .0 | .0 | .0 | .0 | .1 | .0 | .0 | .0 | .4 |
| **10m/s** | .0 | .0 | .0 | .1 | .0 | .0 | .0 | .0 | .0 | .0 | .0 | .0 | .0 | .0 | .0 | .0 | .1 |
| **12m/s** | .0 | .0 | .0 | .0 | .0 | .0 | .0 | .0 | .0 | .0 | .0 | .0 | .0 | .0 | .0 | .0 | .0 |
| **14m/s** | .0 | .0 | .0 | .0 | .0 | .0 | .0 | .0 | .0 | .0 | .0 | .0 | .0 | .0 | .0 | .0 | .0 |
| **16m/s** | .0 | .0 | .0 | .0 | .0 | .0 | .0 | .0 | .0 | .0 | .0 | .0 | .0 | .0 | .0 | .0 | .0 |
| **18m/s** | .0 | .0 | .0 | .0 | .0 | .0 | .0 | .0 | .0 | .0 | .0 | .0 | .0 | .0 | .0 | .0 | .0 |
| **20m/s** | .0 | .0 | .0 | .0 | .0 | .0 | .0 | .0 | .0 | .0 | .0 | .0 | .0 | .0 | .0 | .0 | .0 |
| **25m/s** | .0 | .0 | .0 | .0 | .0 | .0 | .0 | .0 | .0 | .0 | .0 | .0 | .0 | .0 | .0 | .0 | .0 |
| **30m/s** | .0 | .0 | .0 | .0 | .0 | .0 | .0 | .0 | .0 | .0 | .0 | .0 | .0 | .0 | .0 | .0 | .0 |
| **35m/s** | .0 | .0 | .0 | .0 | .0 | .0 | .0 | .0 | .0 | .0 | .0 | .0 | .0 | .0 | .0 | .0 | .0 |
| **40m/s** | .0 | .0 | .0 | .0 | .0 | .0 | .0 | .0 | .0 | .0 | .0 | .0 | .0 | .0 | .0 | .0 | .0 |
| **100m/s** | | | | | | | | | | | | | | | | | |
| 合計 (%) | 4.8 | 4.8 | 3.4 | 3.4 | .8 | 1.2 | 1.6 | 2.3 | 2.2 | .7 | 3.6 | 19.1 | 31.9 | 7.7 | 4.2 | 1.6 | 93.3 |

[註**1**]: 風速介於 **1.0m/s~ 2.0m/s** 佔 **30.7%** 。主風向 **W** 佔 **31.9%** 。

[註**2**]: 風速平均值 **= 1.9m/s** , 風速最大值 **= 10.1m/s** , 其風向爲 **ENE**。

[註**3**]: 風速小於**5m/s** 佔 **96.1%**; 介於**5~10m/s** 佔 **3.8%** ; 風速大於**10m/s** 佔 **.1%**。

[註**4**]: 風向介於 **N~E** 佔 **14.7%**;**E~S** 佔 **6.9%** ;**S~W** 佔 **40.0%** ;**W~N** 佔 **31.8%**; 靜風佔 **6.7%** 。

[註**5**]: 資料每小時記錄一次 , 合計 **743**筆 ( **99.9%**) , 檔名 : **W06CSA20.1HA** 。

# 表6.7.2　2007年 1月 蘇澳港測站2風速及風向聯合分佈百分比 (%) 統計表

**2007年 1月 1日 0時 ~ 2007年 1月31日23時**

| 風向<br>風速 | N | NNE | NE | ENE | E | ESE | SE | SSE | S | SSW | SW | WSW | W | WNW | NW | NNW | 合計<br>(%) |
|---|---|---|---|---|---|---|---|---|---|---|---|---|---|---|---|---|---|
| **.3m/s** | .9 | .3 | .3 | 1.1 | .9 | .3 | .3 | .3 | .4 | .0 | 1.9 | 9.3 | 5.5 | 2.0 | 1.1 | .4 | 24.9 |
| **1m/s** | 1.7 | .5 | .5 | .1 | .1 | .1 | .4 | .7 | .4 | .1 | .4 | 6.7 | 10.6 | 3.4 | 1.3 | .1 | 27.4 |
| **2m/s** | 5.5 | 1.5 | .7 | .1 | .0 | .1 | .3 | .3 | .5 | .1 | .4 | 3.5 | 11.4 | 1.3 | 1.2 | .5 | 27.6 |
| **3m/s** | 1.2 | .9 | .4 | .4 | .1 | .0 | .1 | .4 | .1 | .0 | .0 | 1.5 | 2.7 | .3 | .5 | .1 | 8.9 |
| **4m/s** | .7 | .7 | .7 | .4 | .0 | .0 | .0 | .0 | .1 | .1 | .0 | .0 | .5 | .0 | .0 | .0 | 3.2 |
| **5m/s** | .3 | .3 | .1 | .1 | .3 | .0 | .0 | .0 | .0 | .0 | .0 | .1 | .0 | .0 | .0 | .0 | 1.2 |
| **6m/s** | .1 | .0 | .0 | .0 | .0 | .0 | .0 | .0 | .0 | .0 | .0 | .0 | .0 | .0 | .0 | .0 | .1 |
| **7m/s** | .0 | .0 | .0 | .1 | .0 | .0 | .0 | .0 | .0 | .0 | .0 | .0 | .0 | .0 | .0 | .0 | .1 |
| **8m/s** | .0 | .0 | .1 | .1 | .0 | .0 | .0 | .0 | .0 | .0 | .0 | .0 | .0 | .0 | .0 | .0 | .3 |
| **10m/s** | .0 | .0 | .0 | .0 | .0 | .0 | .0 | .0 | .0 | .0 | .0 | .0 | .0 | .0 | .0 | .0 | .0 |
| **12m/s** | .0 | .0 | .0 | .0 | .0 | .0 | .0 | .0 | .0 | .0 | .0 | .0 | .0 | .0 | .0 | .0 | .0 |
| **14m/s** | .0 | .0 | .0 | .0 | .0 | .0 | .0 | .0 | .0 | .0 | .0 | .0 | .0 | .0 | .0 | .0 | .0 |
| **16m/s** | .0 | .0 | .0 | .0 | .0 | .0 | .0 | .0 | .0 | .0 | .0 | .0 | .0 | .0 | .0 | .0 | .0 |
| **18m/s** | .0 | .0 | .0 | .0 | .0 | .0 | .0 | .0 | .0 | .0 | .0 | .0 | .0 | .0 | .0 | .0 | .0 |
| **20m/s** | .0 | .0 | .0 | .0 | .0 | .0 | .0 | .0 | .0 | .0 | .0 | .0 | .0 | .0 | .0 | .0 | .0 |
| **25m/s** | .0 | .0 | .0 | .0 | .0 | .0 | .0 | .0 | .0 | .0 | .0 | .0 | .0 | .0 | .0 | .0 | .0 |
| **30m/s** | .0 | .0 | .0 | .0 | .0 | .0 | .0 | .0 | .0 | .0 | .0 | .0 | .0 | .0 | .0 | .0 | .0 |
| **35m/s** | .0 | .0 | .0 | .0 | .0 | .0 | .0 | .0 | .0 | .0 | .0 | .0 | .0 | .0 | .0 | .0 | .0 |
| **40m/s** | .0 | .0 | .0 | .0 | .0 | .0 | .0 | .0 | .0 | .0 | .0 | .0 | .0 | .0 | .0 | .0 | .0 |
| **100m/s** | | | | | | | | | | | | | | | | | |
| 合計 (%) | 10.5 | 4.2 | 2.8 | 2.6 | 1.5 | .5 | 1.1 | 1.6 | 1.6 | .4 | 2.7 | 21.1 | 30.8 | 7.0 | 4.2 | 1.2 | 93.7 |

[註**1**]: 風速介於 **2.0m/s~ 3.0m/s** 佔 **27.6%** 。主風向 **W** 佔 **30.8%** 。

[註**2**]: 風速平均值 **= 1.8m/s** , 風速最大值 **= 8.9m/s** , 其風向爲 **NE** 。

[註**3**]: 風速小於**5m/s** 佔 **98.3%**; 介於**5~10m/s** 佔 **1.7%** ; 風速大於**10m/s** 佔 **.0%**。

[註**4**]: 風向介於 **N~E** 佔 **15.7%**;**E~S** 佔 **4.6%** ;**S~W** 佔 **38.7%** ;**W~N** 佔 **34.7%**; 靜風佔 **6.3%** 。

[註**5**]: 資料每小時記錄一次 , 合計 **744**筆 **(100.0%)** , 檔名 : **W071SA20.1HA** 。

# 表6.7.3　2007年 2月 蘇澳港測站2風速及風向聯合分佈百分比 (%) 統計表

**2007年 2月 1日 0時 ~ 2007年 2月28日23時**

| 風向<br>風速 | N | NNE | NE | ENE | E | ESE | SE | SSE | S | SSW | SW | WSW | W | WNW | NW | NNW | 合計<br>(%) |
|---|---|---|---|---|---|---|---|---|---|---|---|---|---|---|---|---|---|
| **.3m/s** | 1.6 | 1.2 | .4 | .4 | 1.6 | .3 | .1 | .1 | .3 | .4 | 5.2 | 14.9 | 4.9 | 2.1 | .4 | .6 | 34.8 |
| **1m/s** | 2.2 | 1.5 | .9 | .3 | .3 | .3 | 1.2 | .1 | 1.2 | .0 | .4 | 3.7 | 7.4 | 2.8 | .4 | .6 | 23.5 |
| **2m/s** | 1.2 | 1.2 | .9 | .4 | .0 | .4 | 1.0 | 2.4 | 1.0 | .0 | .6 | 1.6 | 5.5 | .7 | .9 | .3 | 18.3 |
| **3m/s** | 1.8 | .9 | 1.2 | .3 | .0 | .0 | .3 | 1.3 | .0 | .0 | .0 | .7 | .0 | .0 | .3 | .6 | 7.4 |
| **4m/s** | .3 | .4 | .6 | .4 | .1 | .0 | .0 | .6 | .0 | .0 | .0 | .0 | .0 | .0 | .0 | .0 | 2.5 |
| **5m/s** | .0 | .1 | .0 | .1 | .0 | .0 | .0 | .0 | .0 | .0 | .0 | .0 | .0 | .0 | .0 | .0 | .3 |
| **6m/s** | .0 | .0 | .1 | .0 | .0 | .0 | .0 | .0 | .0 | .0 | .0 | .0 | .0 | .0 | .0 | .0 | .1 |
| **7m/s** | .0 | .0 | .0 | .0 | .0 | .0 | .0 | .0 | .0 | .0 | .0 | .0 | .0 | .0 | .0 | .0 | .0 |
| **8m/s** | .0 | .0 | .0 | .0 | .0 | .0 | .0 | .0 | .0 | .0 | .0 | .0 | .0 | .0 | .0 | .0 | .0 |
| **10m/s** | .0 | .0 | .0 | .0 | .0 | .0 | .0 | .0 | .0 | .0 | .0 | .0 | .0 | .0 | .0 | .0 | .0 |
| **12m/s** | .0 | .0 | .0 | .0 | .0 | .0 | .0 | .0 | .0 | .0 | .0 | .0 | .0 | .0 | .0 | .0 | .0 |
| **14m/s** | .0 | .0 | .0 | .0 | .0 | .0 | .0 | .0 | .0 | .0 | .0 | .0 | .0 | .0 | .0 | .0 | .0 |
| **16m/s** | .0 | .0 | .0 | .0 | .0 | .0 | .0 | .0 | .0 | .0 | .0 | .0 | .0 | .0 | .0 | .0 | .0 |
| **18m/s** | .0 | .0 | .0 | .0 | .0 | .0 | .0 | .0 | .0 | .0 | .0 | .0 | .0 | .0 | .0 | .0 | .0 |
| **20m/s** | .0 | .0 | .0 | .0 | .0 | .0 | .0 | .0 | .0 | .0 | .0 | .0 | .0 | .0 | .0 | .0 | .0 |
| **25m/s** | .0 | .0 | .0 | .0 | .0 | .0 | .0 | .0 | .0 | .0 | .0 | .0 | .0 | .0 | .0 | .0 | .0 |
| **30m/s** | .0 | .0 | .0 | .0 | .0 | .0 | .0 | .0 | .0 | .0 | .0 | .0 | .0 | .0 | .0 | .0 | .0 |
| **35m/s** | .0 | .0 | .0 | .0 | .0 | .0 | .0 | .0 | .0 | .0 | .0 | .0 | .0 | .0 | .0 | .0 | .0 |
| **40m/s** | .0 | .0 | .0 | .0 | .0 | .0 | .0 | .0 | .0 | .0 | .0 | .0 | .0 | .0 | .0 | .0 | .0 |
| **100m/s** | | | | | | | | | | | | | | | | | |
| 合計 (%) | 7.1 | 5.4 | 4.2 | 2.1 | 2.1 | 1.0 | 2.7 | 4.6 | 2.5 | .4 | 6.3 | 21.0 | 17.9 | 5.7 | 2.1 | 2.1 | 87.1 |

[註**1**]: 風速介於 **.3m/s~ 1.0m/s** 佔 **34.8%** 。主風向 **WSW** 佔 **21.0%** 。

[註**2**]: 風速平均值 **= 1.4m/s** , 風速最大值 **= 6.0m/s** , 其風向爲 **NE** 。

[註**3**]: 風速小於**5m/s** 佔 **99.6%**; 介於**5~10m/s** 佔 **.4%** ; 風速大於**10m/s** 佔 **.0%**。

[註**4**]: 風向介於 **N~E** 佔 **16.4%**;**E~S** 佔 **10.7%** ;**S~W** 佔 **37.8%** ;**W~N** 佔 **22.2%**; 靜風佔 **12.9%** 。

[註**5**]: 資料每小時記錄一次 , 合計 **672**筆 **(100.0%)** , 檔名 : **W072SA20.1HA** 。

# 表6.7.4　2007年 3月 蘇澳港測站2風速及風向聯合分佈百分比 (%) 統計表

**2007年 3月 1日 0時 ~ 2007年 3月31日23時**

| 風向<br>風速 | N | NNE | NE | ENE | E | ESE | SE | SSE | S | SSW | SW | WSW | W | WNW | NW | NNW | 合計<br>(%) |
|---|---|---|---|---|---|---|---|---|---|---|---|---|---|---|---|---|---|
| **.3m/s** | 1.1 | .9 | .4 | 1.3 | 2.3 | .0 | .0 | .1 | .7 | .8 | 5.2 | 12.4 | 5.1 | 1.6 | .9 | .0 | 32.9 |
| **1m/s** | 2.3 | .5 | 1.5 | .4 | .9 | .8 | .9 | .7 | 1.7 | .4 | .7 | 2.8 | 5.0 | 1.3 | .5 | .9 | 21.5 |
| **2m/s** | 2.2 | .7 | 1.5 | .4 | .0 | .4 | .3 | 1.1 | 1.1 | .0 | .3 | 1.3 | 5.8 | 1.6 | .4 | .4 | 17.3 |
| **3m/s** | 1.6 | .9 | 1.1 | .3 | .0 | .0 | .3 | 1.2 | .1 | .0 | .3 | .3 | 1.9 | .4 | .1 | .0 | 8.5 |
| **4m/s** | .3 | .5 | .9 | .1 | .0 | .0 | .1 | .1 | .0 | .0 | .1 | .0 | .0 | .0 | .0 | .0 | 2.3 |
| **5m/s** | .0 | .0 | .1 | .0 | .0 | .0 | .1 | .0 | .0 | .0 | .0 | .0 | .0 | .0 | .0 | .0 | .3 |
| **6m/s** | .0 | .0 | .1 | .1 | .0 | .0 | .0 | .0 | .0 | .0 | .0 | .0 | .0 | .0 | .0 | .0 | .3 |
| **7m/s** | .0 | .0 | .0 | .0 | .1 | .0 | .0 | .0 | .0 | .0 | .0 | .0 | .0 | .0 | .0 | .0 | .1 |
| **8m/s** | .0 | .0 | .0 | .0 | .0 | .0 | .0 | .0 | .0 | .0 | .0 | .0 | .0 | .0 | .0 | .0 | .0 |
| **10m/s** | .0 | .0 | .0 | .0 | .0 | .0 | .0 | .0 | .0 | .0 | .0 | .0 | .0 | .0 | .0 | .0 | .0 |
| **12m/s** | .0 | .0 | .0 | .0 | .0 | .0 | .0 | .0 | .0 | .0 | .0 | .0 | .0 | .0 | .0 | .0 | .0 |
| **14m/s** | .0 | .0 | .0 | .0 | .0 | .0 | .0 | .0 | .0 | .0 | .0 | .0 | .0 | .0 | .0 | .0 | .0 |
| **16m/s** | .0 | .0 | .0 | .0 | .0 | .0 | .0 | .0 | .0 | .0 | .0 | .0 | .0 | .0 | .0 | .0 | .0 |
| **18m/s** | .0 | .0 | .0 | .0 | .0 | .0 | .0 | .0 | .0 | .0 | .0 | .0 | .0 | .0 | .0 | .0 | .0 |
| **20m/s** | .0 | .0 | .0 | .0 | .0 | .0 | .0 | .0 | .0 | .0 | .0 | .0 | .0 | .0 | .0 | .0 | .0 |
| **25m/s** | .0 | .0 | .0 | .0 | .0 | .0 | .0 | .0 | .0 | .0 | .0 | .0 | .0 | .0 | .0 | .0 | .0 |
| **30m/s** | .0 | .0 | .0 | .0 | .0 | .0 | .0 | .0 | .0 | .0 | .0 | .0 | .0 | .0 | .0 | .0 | .0 |
| **35m/s** | .0 | .0 | .0 | .0 | .0 | .0 | .0 | .0 | .0 | .0 | .0 | .0 | .0 | .0 | .0 | .0 | .0 |
| **40m/s** | .0 | .0 | .0 | .0 | .0 | .0 | .0 | .0 | .0 | .0 | .0 | .0 | .0 | .0 | .0 | .0 | .0 |
| **100m/s** | | | | | | | | | | | | | | | | | |
| 合計 (%) | 7.4 | 3.6 | 5.6 | 2.7 | 3.4 | 1.2 | 1.7 | 3.2 | 3.6 | 1.2 | 6.6 | 16.8 | 17.7 | 5.0 | 2.0 | 1.3 | 83.2 |

[註**1**]: 風速介於 **.3m/s~ 1.0m/s** 佔 **32.9%** 。主風向 **W** 佔 **17.7%** 。

[註**2**]: 風速平均值 **= 1.4m/s** , 風速最大值 **= 7.6m/s** , 其風向爲 **E** 。

[註**3**]: 風速小於**5m/s** 佔 **99.3%**; 介於**5~10m/s** 佔 **.7%** ; 風速大於**10m/s** 佔 **.0%**。

[註**4**]: 風向介於 **N~E** 佔 **16.8%**;**E~S** 佔 **10.8%** ;**S~W** 佔 **35.1%** ;**W~N** 佔 **20.6%**; 靜風佔 **16.8%** 。

[註**5**]: 資料每小時記錄一次 , 合計 **744**筆 **(100.0%)** , 檔名 **: W073SA20.1HA** 。

# 表6.7.5　2007年 4月 蘇澳港測站2風速及風向聯合分佈百分比 (%) 統計表

**2007年 4月 1日 0時 ~ 2007年 4月30日23時**

| 風向<br>風速 | N | NNE | NE | ENE | E | ESE | SE | SSE | S | SSW | SW | WSW | W | WNW | NW | NNW | 合計<br>(%) |
|---|---|---|---|---|---|---|---|---|---|---|---|---|---|---|---|---|---|
| **.3m/s** | 1.4 | .3 | 1.3 | 1.1 | 3.2 | .6 | .7 | .3 | .1 | .7 | 6.7 | 10.8 | 5.3 | .7 | .0 | 1.0 | 34.0 |
| **1m/s** | 2.1 | .8 | .4 | 1.0 | 1.1 | .8 | .7 | .6 | .4 | .3 | 1.0 | 3.9 | 4.7 | .7 | 1.0 | 1.1 | 20.6 |
| **2m/s** | 2.6 | 2.4 | 1.4 | .7 | .0 | .6 | .8 | 1.4 | .0 | .0 | .1 | 1.8 | 4.0 | .8 | .1 | .4 | 17.2 |
| **3m/s** | 1.1 | .8 | .4 | .4 | .0 | .1 | .6 | 1.3 | .7 | .0 | .0 | .1 | 1.3 | .1 | .0 | .1 | 7.1 |
| **4m/s** | .6 | .1 | .3 | .3 | .0 | .0 | .1 | .7 | .3 | .0 | .0 | .1 | .0 | .0 | .0 | .0 | 2.5 |
| **5m/s** | .1 | .3 | .0 | .0 | .1 | .1 | .0 | .1 | .0 | .0 | .0 | .1 | .1 | .0 | .0 | .0 | 1.1 |
| **6m/s** | .1 | .1 | .0 | .0 | .0 | .0 | .0 | .0 | .0 | .0 | .0 | .1 | .0 | .0 | .0 | .0 | .4 |
| **7m/s** | .0 | .0 | .0 | .0 | .0 | .0 | .0 | .0 | .0 | .0 | .0 | .0 | .0 | .0 | .0 | .0 | .0 |
| **8m/s** | .0 | .0 | .0 | .0 | .0 | .0 | .0 | .0 | .0 | .0 | .0 | .0 | .0 | .0 | .0 | .0 | .0 |
| **10m/s** | .0 | .0 | .0 | .0 | .0 | .0 | .0 | .0 | .0 | .0 | .0 | .0 | .0 | .0 | .0 | .0 | .0 |
| **12m/s** | .0 | .0 | .0 | .0 | .0 | .0 | .0 | .0 | .0 | .0 | .0 | .0 | .0 | .0 | .0 | .0 | .0 |
| **14m/s** | .0 | .0 | .0 | .0 | .0 | .0 | .0 | .0 | .0 | .0 | .0 | .0 | .0 | .0 | .0 | .0 | .0 |
| **16m/s** | .0 | .0 | .0 | .0 | .0 | .0 | .0 | .0 | .0 | .0 | .0 | .0 | .0 | .0 | .0 | .0 | .0 |
| **18m/s** | .0 | .0 | .0 | .0 | .0 | .0 | .0 | .0 | .0 | .0 | .0 | .0 | .0 | .0 | .0 | .0 | .0 |
| **20m/s** | .0 | .0 | .0 | .0 | .0 | .0 | .0 | .0 | .0 | .0 | .0 | .0 | .0 | .0 | .0 | .0 | .0 |
| **25m/s** | .0 | .0 | .0 | .0 | .0 | .0 | .0 | .0 | .0 | .0 | .0 | .0 | .0 | .0 | .0 | .0 | .0 |
| **30m/s** | .0 | .0 | .0 | .0 | .0 | .0 | .0 | .0 | .0 | .0 | .0 | .0 | .0 | .0 | .0 | .0 | .0 |
| **35m/s** | .0 | .0 | .0 | .0 | .0 | .0 | .0 | .0 | .0 | .0 | .0 | .0 | .0 | .0 | .0 | .0 | .0 |
| **40m/s** | .0 | .0 | .0 | .0 | .0 | .0 | .0 | .0 | .0 | .0 | .0 | .0 | .0 | .0 | .0 | .0 | .0 |
| **100m/s** | | | | | | | | | | | | | | | | | |
| 合計 (%) | 8.1 | 4.9 | 3.8 | 3.5 | 4.4 | 2.2 | 2.9 | 4.3 | 1.5 | 1.0 | 7.8 | 17.1 | 15.4 | 2.4 | 1.1 | 2.6 | 82.9 |

[註**1**]: 風速介於 **.3m/s~ 1.0m/s** 佔 **34.0%** 。主風向 **WSW** 佔 **17.1%** 。

[註**2**]: 風速平均值 **= 1.4m/s** , 風速最大值 **= 6.9m/s** , 其風向爲 **N** 。

[註**3**]: 風速小於**5m/s** 佔 **98.5%**; 介於**5~10m/s** 佔 **1.5%** ; 風速大於**10m/s** 佔 **.0%**。

[註**4**]: 風向介於 **N~E** 佔 **18.9%**;**E~S** 佔 **11.9%** ;**S~W** 佔 **33.5%** ;**W~N** 佔 **18.6%**; 靜風佔 **17.1%** 。

[註**5**]: 資料每小時記錄一次 , 合計 **720**筆 **(100.0%)** , 檔名 : **W074SA20.1HA** 。

# 表6.7.6　2007年 5月 蘇澳港測站2風速及風向聯合分佈百分比 (%) 統計表

**2007年 5月 1日 0時 ~ 2007年 5月31日23時**

| 風向<br>風速 | N | NNE | NE | ENE | E | ESE | SE | SSE | S | SSW | SW | WSW | W | WNW | NW | NNW | 合計<br>(%) |
|---|---|---|---|---|---|---|---|---|---|---|---|---|---|---|---|---|---|
| **.3m/s** | 2.3 | .8 | 1.2 | 1.5 | 3.2 | 1.5 | .3 | .9 | .4 | .5 | 4.2 | 11.2 | 5.4 | .5 | .5 | .8 | 35.2 |
| **1m/s** | .9 | .1 | .9 | 1.2 | .9 | 1.5 | .9 | 1.5 | 1.1 | .1 | .0 | .9 | 1.5 | 1.1 | .8 | .4 | 14.0 |
| **2m/s** | .5 | .3 | .4 | .4 | .0 | .9 | 1.9 | 2.6 | 1.6 | .0 | .0 | .1 | .1 | .0 | .3 | .3 | 9.4 |
| **3m/s** | .1 | .1 | .1 | .1 | .1 | .3 | 1.3 | 1.7 | .1 | .0 | .0 | .0 | .1 | .1 | .1 | .0 | 4.6 |
| **4m/s** | .0 | .0 | .0 | .0 | .0 | .0 | .5 | .4 | .0 | .0 | .0 | .0 | .0 | .0 | .0 | .0 | .9 |
| **5m/s** | .0 | .0 | .0 | .0 | .0 | .0 | .0 | .0 | .0 | .0 | .0 | .0 | .0 | .0 | .0 | .0 | .0 |
| **6m/s** | .0 | .0 | .0 | .0 | .0 | .0 | .0 | .0 | .0 | .0 | .0 | .0 | .0 | .0 | .0 | .0 | .0 |
| **7m/s** | .0 | .0 | .0 | .0 | .0 | .0 | .0 | .0 | .0 | .0 | .0 | .0 | .0 | .0 | .0 | .0 | .0 |
| **8m/s** | .0 | .0 | .0 | .0 | .0 | .0 | .0 | .0 | .0 | .0 | .0 | .0 | .0 | .0 | .0 | .0 | .0 |
| **10m/s** | .0 | .0 | .0 | .0 | .0 | .0 | .0 | .0 | .0 | .0 | .0 | .0 | .0 | .0 | .0 | .0 | .0 |
| **12m/s** | .0 | .0 | .0 | .0 | .0 | .0 | .0 | .0 | .0 | .0 | .0 | .0 | .0 | .0 | .0 | .0 | .0 |
| **14m/s** | .0 | .0 | .0 | .0 | .0 | .0 | .0 | .0 | .0 | .0 | .0 | .0 | .0 | .0 | .0 | .0 | .0 |
| **16m/s** | .0 | .0 | .0 | .0 | .0 | .0 | .0 | .0 | .0 | .0 | .0 | .0 | .0 | .0 | .0 | .0 | .0 |
| **18m/s** | .0 | .0 | .0 | .0 | .0 | .0 | .0 | .0 | .0 | .0 | .0 | .0 | .0 | .0 | .0 | .0 | .0 |
| **20m/s** | .0 | .0 | .0 | .0 | .0 | .0 | .0 | .0 | .0 | .0 | .0 | .0 | .0 | .0 | .0 | .0 | .0 |
| **25m/s** | .0 | .0 | .0 | .0 | .0 | .0 | .0 | .0 | .0 | .0 | .0 | .0 | .0 | .0 | .0 | .0 | .0 |
| **30m/s** | .0 | .0 | .0 | .0 | .0 | .0 | .0 | .0 | .0 | .0 | .0 | .0 | .0 | .0 | .0 | .0 | .0 |
| **35m/s** | .0 | .0 | .0 | .0 | .0 | .0 | .0 | .0 | .0 | .0 | .0 | .0 | .0 | .0 | .0 | .0 | .0 |
| **40m/s** | .0 | .0 | .0 | .0 | .0 | .0 | .0 | .0 | .0 | .0 | .0 | .0 | .0 | .0 | .0 | .0 | .0 |
| **100m/s** | | | | | | | | | | | | | | | | | |
| 合計 (%) | 3.9 | 1.3 | 2.7 | 3.2 | 4.3 | 4.2 | 5.0 | 7.1 | 3.2 | .7 | 4.2 | 12.2 | 7.1 | 1.7 | 1.7 | 1.5 | 64.1 |

[註**1**]: 風速介於 **.3m/s~ 1.0m/s** 佔 **35.2%** 。主風向 **WSW** 佔 **12.2%** 。

[註**2**]: 風速平均值 **= .9m/s** , 風速最大值 **= 5.0m/s** , 其風向爲 **SE** 。

[註**3**]: 風速小於**5m/s** 佔 **100.0%**; 介於**5~10m/s** 佔 **.0%** ; 風速大於**10m/s** 佔 **.0%**。

[註**4**]: 風向介於 **N~E** 佔 **11.0%**;**E~S** 佔 **20.3%** ;**S~W** 佔 **22.4%** ;**W~N** 佔 **10.3%**; 靜風佔 **35.9%** 。

[註**5**]: 資料每小時記錄一次 , 合計 **744**筆 **(100.0%)** , 檔名 **: W075SA20.1HA** 。

# 表6.7.7　2007年 6月 蘇澳港測站2風速及風向聯合分佈百分比 (%) 統計表

**2007年 6月 1日 0時 ~ 2007年 6月30日23時**

| 風向<br>風速 | N | NNE | NE | ENE | E | ESE | SE | SSE | S | SSW | SW | WSW | W | WNW | NW | NNW | 合計<br>(%) |
|---|---|---|---|---|---|---|---|---|---|---|---|---|---|---|---|---|---|
| **.3m/s** | 4.0 | 1.3 | 1.9 | 1.9 | 3.3 | .4 | .6 | .4 | .1 | .8 | 4.4 | 3.3 | 4.6 | 1.7 | 1.1 | 2.4 | 32.4 |
| **1m/s** | 1.5 | 1.8 | 1.8 | 1.1 | 1.3 | 1.1 | 1.1 | 1.5 | 1.0 | .7 | .8 | .6 | .7 | 1.8 | .7 | .4 | 17.9 |
| **2m/s** | .3 | .3 | .7 | .3 | .4 | .7 | 1.5 | 1.7 | 2.1 | .4 | .0 | .0 | .6 | .4 | .1 | .1 | 9.6 |
| **3m/s** | .1 | .1 | .0 | .0 | .0 | .1 | 1.8 | 2.5 | 2.1 | .4 | .0 | .1 | .0 | .1 | .0 | .1 | 7.6 |
| **4m/s** | .0 | .0 | .0 | .0 | .0 | .0 | .4 | 1.0 | 1.3 | .4 | .0 | .0 | .0 | .0 | .0 | .0 | 3.1 |
| **5m/s** | .0 | .1 | .0 | .0 | .0 | .0 | .0 | .1 | 1.0 | .0 | .0 | .0 | .0 | .0 | .0 | .0 | 1.3 |
| **6m/s** | .0 | .0 | .0 | .0 | .0 | .0 | .0 | .0 | .0 | .0 | .0 | .0 | .0 | .0 | .0 | .0 | .0 |
| **7m/s** | .0 | .0 | .0 | .0 | .0 | .0 | .0 | .0 | .0 | .0 | .0 | .0 | .0 | .0 | .0 | .0 | .0 |
| **8m/s** | .0 | .0 | .0 | .0 | .0 | .0 | .0 | .0 | .0 | .0 | .0 | .0 | .0 | .0 | .0 | .0 | .0 |
| **10m/s** | .0 | .0 | .0 | .0 | .0 | .0 | .0 | .0 | .0 | .0 | .0 | .0 | .0 | .0 | .0 | .0 | .0 |
| **12m/s** | .0 | .0 | .0 | .0 | .0 | .0 | .0 | .0 | .0 | .0 | .0 | .0 | .0 | .0 | .0 | .0 | .0 |
| **14m/s** | .0 | .0 | .0 | .0 | .0 | .0 | .0 | .0 | .0 | .0 | .0 | .0 | .0 | .0 | .0 | .0 | .0 |
| **16m/s** | .0 | .0 | .0 | .0 | .0 | .0 | .0 | .0 | .0 | .0 | .0 | .0 | .0 | .0 | .0 | .0 | .0 |
| **18m/s** | .0 | .0 | .0 | .0 | .0 | .0 | .0 | .0 | .0 | .0 | .0 | .0 | .0 | .0 | .0 | .0 | .0 |
| **20m/s** | .0 | .0 | .0 | .0 | .0 | .0 | .0 | .0 | .0 | .0 | .0 | .0 | .0 | .0 | .0 | .0 | .0 |
| **25m/s** | .0 | .0 | .0 | .0 | .0 | .0 | .0 | .0 | .0 | .0 | .0 | .0 | .0 | .0 | .0 | .0 | .0 |
| **30m/s** | .0 | .0 | .0 | .0 | .0 | .0 | .0 | .0 | .0 | .0 | .0 | .0 | .0 | .0 | .0 | .0 | .0 |
| **35m/s** | .0 | .0 | .0 | .0 | .0 | .0 | .0 | .0 | .0 | .0 | .0 | .0 | .0 | .0 | .0 | .0 | .0 |
| **40m/s** | .0 | .0 | .0 | .0 | .0 | .0 | .0 | .0 | .0 | .0 | .0 | .0 | .0 | .0 | .0 | .0 | .0 |
| **100m/s** | | | | | | | | | | | | | | | | | |
| 合計 (%) | 6.0 | 3.6 | 4.4 | 3.3 | 5.0 | 2.4 | 5.4 | 7.2 | 7.5 | 2.8 | 5.3 | 4.0 | 5.8 | 4.0 | 1.9 | 3.1 | 71.8 |

[註**1**]: 風速介於 **.3m/s~ 1.0m/s** 佔 **32.4%** 。主風向 **S** 佔 **7.5%** 。

[註**2**]: 風速平均值 **= 1.2m/s** , 風速最大值 **= 5.9m/s** , 其風向爲 **S** 。

[註**3**]: 風速小於**5m/s** 佔 **98.8%**; 介於**5~10m/s** 佔 **1.3%** ; 風速大於**10m/s** 佔 **.0%**。

[註**4**]: 風向介於 **N~E** 佔 **17.5%**;**E~S** 佔 **22.2%** ;**S~W** 佔 **17.5%** ;**W~N** 佔 **14.6%**; 靜風佔 **28.2%** 。

[註**5**]: 資料每小時記錄一次 , 合計 **720**筆 **(100.0%)** , 檔名 **: W076SA20.1HA** 。

# 表6.7.8　2007年 7月 蘇澳港測站2風速及風向聯合分佈百分比 (%) 統計表

**2007年 7月 1日 0時 ~ 2007年 7月31日23時**

| 風向<br>風速 | N | NNE | NE | ENE | E | ESE | SE | SSE | S | SSW | SW | WSW | W | WNW | NW | NNW | 合計<br>(%) |
|---|---|---|---|---|---|---|---|---|---|---|---|---|---|---|---|---|---|
| **.3m/s** | 2.6 | .9 | 1.2 | 1.3 | 5.6 | 2.3 | .4 | 1.1 | 2.0 | 1.6 | 6.3 | 9.9 | 1.9 | .7 | .4 | .5 | 38.8 |
| **1m/s** | 1.1 | .4 | .0 | .5 | 4.7 | 1.7 | .5 | .8 | .8 | .8 | .3 | .1 | .0 | .1 | .1 | .1 | 12.2 |
| **2m/s** | .0 | .3 | .0 | .1 | .4 | 1.7 | 2.3 | 2.0 | .9 | .1 | .3 | .3 | .4 | .3 | .1 | .0 | 9.3 |
| **3m/s** | .0 | .0 | .3 | .0 | .0 | .5 | 3.9 | 3.2 | .8 | .1 | .1 | .3 | .4 | .0 | .0 | .0 | 9.7 |
| **4m/s** | .0 | .0 | .0 | .1 | .0 | .1 | .5 | 1.6 | .1 | .0 | .0 | .0 | .1 | .0 | .0 | .0 | 2.7 |
| **5m/s** | .0 | .0 | .1 | .0 | .0 | .0 | .0 | .0 | .0 | .0 | .0 | .0 | .0 | .0 | .0 | .0 | .1 |
| **6m/s** | .0 | .0 | .0 | .0 | .0 | .0 | .0 | .0 | .0 | .0 | .0 | .0 | .0 | .0 | .0 | .0 | .0 |
| **7m/s** | .0 | .0 | .0 | .0 | .0 | .0 | .0 | .0 | .0 | .0 | .0 | .0 | .0 | .0 | .0 | .0 | .0 |
| **8m/s** | .0 | .0 | .0 | .0 | .0 | .0 | .0 | .0 | .0 | .0 | .0 | .0 | .0 | .0 | .0 | .0 | .0 |
| **10m/s** | .0 | .0 | .0 | .0 | .0 | .0 | .0 | .0 | .0 | .0 | .0 | .0 | .0 | .0 | .0 | .0 | .0 |
| **12m/s** | .0 | .0 | .0 | .0 | .0 | .0 | .0 | .0 | .0 | .0 | .0 | .0 | .0 | .0 | .0 | .0 | .0 |
| **14m/s** | .0 | .0 | .0 | .0 | .0 | .0 | .0 | .0 | .0 | .0 | .0 | .0 | .0 | .0 | .0 | .0 | .0 |
| **16m/s** | .0 | .0 | .0 | .0 | .0 | .0 | .0 | .0 | .0 | .0 | .0 | .0 | .0 | .0 | .0 | .0 | .0 |
| **18m/s** | .0 | .0 | .0 | .0 | .0 | .0 | .0 | .0 | .0 | .0 | .0 | .0 | .0 | .0 | .0 | .0 | .0 |
| **20m/s** | .0 | .0 | .0 | .0 | .0 | .0 | .0 | .0 | .0 | .0 | .0 | .0 | .0 | .0 | .0 | .0 | .0 |
| **25m/s** | .0 | .0 | .0 | .0 | .0 | .0 | .0 | .0 | .0 | .0 | .0 | .0 | .0 | .0 | .0 | .0 | .0 |
| **30m/s** | .0 | .0 | .0 | .0 | .0 | .0 | .0 | .0 | .0 | .0 | .0 | .0 | .0 | .0 | .0 | .0 | .0 |
| **35m/s** | .0 | .0 | .0 | .0 | .0 | .0 | .0 | .0 | .0 | .0 | .0 | .0 | .0 | .0 | .0 | .0 | .0 |
| **40m/s** | .0 | .0 | .0 | .0 | .0 | .0 | .0 | .0 | .0 | .0 | .0 | .0 | .0 | .0 | .0 | .0 | .0 |
| **100m/s** | | | | | | | | | | | | | | | | | |
| 合計 (%) | 3.6 | 1.6 | 1.6 | 2.2 | 10.8 | 6.5 | 7.7 | 8.7 | 4.7 | 2.7 | 7.0 | 10.6 | 2.8 | 1.1 | .7 | .7 | 72.8 |

[註1]: 風速介於 **.3m/s~ 1.0m/s** 佔 **38.8%** 。主風向 **E** 佔 **10.8%** 。

[註2]: 風速平均值 **= 1.1m/s** , 風速最大值 **= 5.6m/s** , 其風向爲 **NE** 。

[註3]: 風速小於**5m/s** 佔 **99.9%**; 介於**5~10m/s** 佔 **.1%** ; 風速大於**10m/s** 佔 **.0%**。

[註4]: 風向介於 **N~E** 佔 **11.3%**;**E~S** 佔 **31.7%** ;**S~W** 佔 **23.3%** ;**W~N** 佔 **6.6%**; 靜風佔 **27.2%** 。

[註5]: 資料每小時記錄一次 , 合計 **744**筆 **(100.0%)** , 檔名 **: W077SA20.1HA** 。

# 表6.7.9　2007年 8月 蘇澳港測站2風速及風向聯合分佈百分比 (%) 統計表

**2007年 8月 1日 0時 ~ 2007年 8月31日23時**

| 風向<br>風速 | N | NNE | NE | ENE | E | ESE | SE | SSE | S | SSW | SW | WSW | W | WNW | NW | NNW | 合計<br>(%) |
|---|---|---|---|---|---|---|---|---|---|---|---|---|---|---|---|---|---|
| **.3m/s** | 1.6 | .8 | .8 | .9 | 3.5 | 1.6 | 1.1 | .3 | .7 | .9 | 4.0 | 7.3 | 4.2 | 1.1 | .3 | .4 | 29.4 |
| **1m/s** | 1.1 | .5 | .4 | .3 | 1.9 | 1.6 | 1.2 | 1.7 | .7 | .3 | .8 | 1.9 | 1.2 | 1.5 | .1 | .4 | 15.6 |
| **2m/s** | .8 | .3 | .1 | .3 | .3 | .8 | 2.6 | 3.6 | 1.5 | .3 | .3 | 1.3 | .1 | .1 | .0 | .0 | 12.4 |
| **3m/s** | 1.2 | .0 | .0 | .0 | .1 | .3 | 2.2 | 5.1 | .9 | .1 | .0 | .4 | .5 | 1.1 | .0 | .0 | 12.0 |
| **4m/s** | .0 | .0 | .0 | .0 | .3 | .4 | .7 | 2.2 | .4 | .1 | .0 | .0 | .0 | .0 | .1 | .0 | 4.2 |
| **5m/s** | .0 | .0 | .0 | .0 | .0 | .1 | .0 | .8 | .4 | .0 | .0 | .0 | .1 | .0 | .0 | .0 | 1.5 |
| **6m/s** | .0 | .0 | .0 | .0 | .0 | .0 | .0 | .3 | .5 | .0 | .0 | .0 | .0 | .0 | .0 | .0 | .8 |
| **7m/s** | .0 | .0 | .0 | .0 | .0 | .0 | .0 | .1 | .3 | .0 | .0 | .0 | .0 | .0 | .0 | .0 | .4 |
| **8m/s** | .0 | .0 | .0 | .0 | .1 | .0 | .0 | .3 | .5 | .0 | .0 | .0 | .0 | .0 | .0 | .0 | .9 |
| **10m/s** | .0 | .0 | .0 | .0 | .1 | .0 | .0 | .0 | .4 | .0 | .0 | .0 | .0 | .0 | .0 | .0 | .5 |
| **12m/s** | .0 | .0 | .0 | .0 | .1 | .0 | .0 | .1 | .4 | .0 | .0 | .0 | .0 | .0 | .0 | .0 | .7 |
| **14m/s** | .0 | .0 | .0 | .0 | .1 | .4 | .0 | .1 | .1 | .0 | .0 | .0 | .0 | .1 | .0 | .0 | .9 |
| **16m/s** | .0 | .0 | .0 | .0 | .1 | .4 | .1 | .0 | .0 | .0 | .0 | .0 | .0 | .0 | .0 | .0 | .7 |
| **18m/s** | .0 | .0 | .0 | .0 | .0 | .1 | .1 | .0 | .0 | .0 | .0 | .0 | .0 | .0 | .0 | .0 | .3 |
| **20m/s** | .0 | .0 | .0 | .0 | .0 | .0 | .0 | .0 | .0 | .0 | .0 | .0 | .0 | .0 | .0 | .0 | .0 |
| **25m/s** | .0 | .0 | .0 | .0 | .0 | .0 | .0 | .0 | .0 | .0 | .0 | .0 | .0 | .0 | .0 | .0 | .0 |
| **30m/s** | .0 | .0 | .0 | .0 | .0 | .0 | .0 | .0 | .0 | .0 | .0 | .0 | .0 | .0 | .0 | .0 | .0 |
| **35m/s** | .0 | .0 | .0 | .0 | .0 | .0 | .0 | .0 | .0 | .0 | .0 | .0 | .0 | .0 | .0 | .0 | .0 |
| **40m/s** | .0 | .0 | .0 | .0 | .0 | .0 | .0 | .0 | .0 | .0 | .0 | .0 | .0 | .0 | .0 | .0 | .0 |
| **100m/s** | | | | | | | | | | | | | | | | | |
| 合計 (%) | 4.7 | 1.6 | 1.3 | 1.5 | 6.7 | 5.8 | 7.9 | 14.7 | 6.9 | 1.7 | 5.1 | 10.9 | 6.2 | 3.9 | .5 | .8 | 80.2 |

[註**1**]: 風速介於 **.3m/s~ 1.0m/s** 佔 **29.4%** 。主風向 **SSE** 佔 **14.7%** 。

[註**2**]: 風速平均值 **= 2.0m/s** , 風速最大值 **= 18.6m/s** , 其風向爲 **ESE**。

[註**3**]: 風速小於**5m/s** 佔 **93.3%**; 介於**5~10m/s** 佔 **3.6%** ; 風速大於**10m/s** 佔 **3.1%**。

[註**4**]: 風向介於 **N~E** 佔 **9.1%**;**E~S** 佔 **35.6%** ;**S~W** 佔 **23.8%** ;**W~N** 佔 **11.7%**; 靜風佔 **19.8%** 。

[註**5**]: 資料每小時記錄一次 , 合計 **744**筆 **(100.0%)** , 檔名 **: W078SA20.1HA** 。

# 表6.7.10　2007年 9月 蘇澳港測站2風速及風向聯合分佈百分比 (%) 統計表

**2007年 9月 1日 0時 ~ 2007年 9月30日23時**

| 風向<br>風速 | N | NNE | NE | ENE | E | ESE | SE | SSE | S | SSW | SW | WSW | W | WNW | NW | NNW | 合計<br>(%) |
|---|---|---|---|---|---|---|---|---|---|---|---|---|---|---|---|---|---|
| **.3m/s** | 1.4 | .8 | .4 | 1.3 | 1.4 | 1.0 | .1 | .1 | .8 | .4 | 2.6 | 7.9 | 6.8 | 1.7 | .1 | .4 | 27.4 |
| **1m/s** | 3.6 | 1.8 | .8 | 1.1 | .4 | 2.1 | 2.1 | 1.7 | 2.1 | .0 | .4 | 2.1 | 6.8 | 3.2 | 1.4 | 1.8 | 31.4 |
| **2m/s** | .4 | 1.3 | 1.4 | 1.5 | 1.5 | 1.3 | 1.5 | 2.4 | 1.1 | .3 | .1 | 1.0 | 1.4 | .4 | 1.0 | .3 | 16.8 |
| **3m/s** | .0 | .1 | .3 | .4 | .4 | .7 | 1.1 | 1.3 | .8 | .3 | .1 | .6 | 1.7 | .3 | .1 | .0 | 8.2 |
| **4m/s** | .0 | .0 | .0 | .0 | .1 | .0 | .0 | .1 | .1 | .1 | .1 | .1 | .0 | .1 | .0 | .0 | 1.0 |
| **5m/s** | .0 | .0 | .0 | .1 | .0 | .0 | .0 | .0 | .0 | .0 | .0 | .0 | .3 | .0 | .0 | .0 | .4 |
| **6m/s** | .0 | .0 | .0 | .0 | .0 | .0 | .0 | .0 | .0 | .0 | .0 | .0 | .3 | .0 | .0 | .0 | .3 |
| **7m/s** | .0 | .0 | .0 | .0 | .0 | .0 | .0 | .0 | .0 | .0 | .0 | .0 | .0 | .0 | .0 | .0 | .0 |
| **8m/s** | .0 | .0 | .0 | .0 | .0 | .0 | .0 | .0 | .0 | .0 | .0 | .0 | .0 | .0 | .0 | .0 | .0 |
| **10m/s** | .0 | .0 | .0 | .0 | .0 | .0 | .0 | .0 | .0 | .0 | .0 | .0 | .0 | .0 | .0 | .0 | .0 |
| **12m/s** | .0 | .0 | .0 | .0 | .0 | .0 | .0 | .0 | .0 | .0 | .0 | .0 | .0 | .0 | .0 | .0 | .0 |
| **14m/s** | .0 | .0 | .0 | .0 | .0 | .0 | .0 | .0 | .0 | .0 | .0 | .0 | .0 | .0 | .0 | .0 | .0 |
| **16m/s** | .0 | .0 | .0 | .0 | .0 | .0 | .0 | .0 | .0 | .0 | .0 | .0 | .0 | .0 | .0 | .0 | .0 |
| **18m/s** | .0 | .0 | .0 | .0 | .0 | .0 | .0 | .0 | .0 | .0 | .0 | .0 | .0 | .0 | .0 | .0 | .0 |
| **20m/s** | .0 | .0 | .0 | .0 | .0 | .0 | .0 | .0 | .0 | .0 | .0 | .0 | .0 | .0 | .0 | .0 | .0 |
| **25m/s** | .0 | .0 | .0 | .0 | .0 | .0 | .0 | .0 | .0 | .0 | .0 | .0 | .0 | .0 | .0 | .0 | .0 |
| **30m/s** | .0 | .0 | .0 | .0 | .0 | .0 | .0 | .0 | .0 | .0 | .0 | .0 | .0 | .0 | .0 | .0 | .0 |
| **35m/s** | .0 | .0 | .0 | .0 | .0 | .0 | .0 | .0 | .0 | .0 | .0 | .0 | .0 | .0 | .0 | .0 | .0 |
| **40m/s** | .0 | .0 | .0 | .0 | .0 | .0 | .0 | .0 | .0 | .0 | .0 | .0 | .0 | .0 | .0 | .0 | .0 |
| **100m/s** | | | | | | | | | | | | | | | | | |
| 合計 (%) | 5.4 | 4.0 | 2.9 | 4.4 | 3.9 | 5.0 | 4.9 | 5.6 | 5.0 | 1.1 | 3.5 | 11.7 | 17.2 | 5.7 | 2.6 | 2.5 | 85.4 |

[註1]: 風速介於 **1.0m/s~ 2.0m/s** 佔 **31.4%** 。主風向 **W** 佔 **17.2%** 。

[註2]: 風速平均值 **= 1.4m/s** , 風速最大值 **= 6.9m/s** , 其風向爲 **W** 。

[註3]: 風速小於**5m/s** 佔 **99.3%**; 介於**5~10m/s** 佔 **.7%** ; 風速大於**10m/s** 佔 **.0%**。

[註4]: 風向介於 **N~E** 佔 **15.1%**;**E~S** 佔 **20.1%** ;**S~W** 佔 **26.3%** ;**W~N** 佔 **23.9%**; 靜風佔 **14.6%** 。

[註5]: 資料每小時記錄一次 , 合計 **720**筆 **(100.0%)** , 檔名 : **W079SA20.1HA** 。

# 表6.7.11　2007年 10月 蘇澳港測站2風速及風向聯合分佈百分比 (%) 統計表

**2007年10月 1日 0時 ~ 2007年10月31日23時**

| 風向<br>風速 | N | NNE | NE | ENE | E | ESE | SE | SSE | S | SSW | SW | WSW | W | WNW | NW | NNW | 合計<br>(%) |
|---|---|---|---|---|---|---|---|---|---|---|---|---|---|---|---|---|---|
| **.3m/s** | 1.1 | .5 | .5 | .4 | .9 | 1.7 | .1 | .4 | .4 | .0 | 1.3 | 7.9 | 4.0 | .9 | .5 | .3 | 21.2 |
| **1m/s** | 1.9 | 1.3 | .8 | .3 | 1.5 | 1.5 | .1 | .1 | .0 | .0 | .5 | 4.7 | 11.8 | 5.8 | .3 | .3 | 30.9 |
| **2m/s** | 1.3 | 1.2 | .7 | 1.5 | 1.5 | .1 | .3 | .0 | .0 | .0 | .1 | 1.9 | 13.7 | 2.0 | .9 | .4 | 25.7 |
| **3m/s** | 1.2 | .4 | .8 | 2.2 | .0 | .0 | .0 | .0 | .1 | .1 | .1 | .5 | 3.8 | .7 | 1.1 | .0 | 11.0 |
| **4m/s** | .3 | .3 | .1 | .3 | .0 | .0 | .0 | .0 | .0 | .0 | .0 | .1 | .5 | .0 | .0 | .0 | 1.6 |
| **5m/s** | .0 | .0 | .0 | .0 | .0 | .0 | .0 | .0 | .0 | .0 | .0 | .0 | .1 | .0 | .0 | .0 | .1 |
| **6m/s** | .3 | .0 | .0 | .0 | .0 | .0 | .0 | .0 | .0 | .0 | .0 | .1 | .0 | .0 | .0 | .0 | .4 |
| **7m/s** | .3 | .0 | .0 | .0 | .0 | .0 | .0 | .0 | .0 | .0 | .0 | .0 | .0 | .0 | .0 | .0 | .3 |
| **8m/s** | .3 | .1 | .1 | .0 | .0 | .1 | .0 | .0 | .0 | .0 | .0 | .0 | .0 | .0 | .0 | .1 | .8 |
| **10m/s** | .1 | .1 | .0 | .0 | .0 | .0 | .0 | .0 | .0 | .0 | .0 | .0 | .0 | .0 | .0 | .0 | .3 |
| **12m/s** | .0 | .0 | .0 | .0 | .0 | .0 | .0 | .0 | .0 | .0 | .0 | .1 | .0 | .0 | .0 | .0 | .1 |
| **14m/s** | .1 | .0 | .0 | .0 | .0 | .0 | .0 | .0 | .0 | .0 | .0 | .0 | .0 | .0 | .0 | .0 | .1 |
| **16m/s** | .0 | .0 | .0 | .0 | .0 | .0 | .0 | .0 | .0 | .0 | .0 | .0 | .0 | .0 | .0 | .0 | .0 |
| **18m/s** | .1 | .1 | .0 | .0 | .0 | .0 | .0 | .0 | .0 | .0 | .0 | .0 | .0 | .0 | .0 | .0 | .3 |
| **20m/s** | .0 | .0 | .1 | .1 | .0 | .0 | .0 | .0 | .0 | .0 | .0 | .0 | .0 | .0 | .0 | .0 | .3 |
| **25m/s** | .0 | .0 | .1 | .0 | .0 | .0 | .0 | .0 | .0 | .0 | .0 | .0 | .0 | .0 | .0 | .0 | .1 |
| **30m/s** | .0 | .0 | .1 | .0 | .0 | .0 | .0 | .0 | .0 | .0 | .0 | .0 | .0 | .0 | .0 | .0 | .1 |
| **35m/s** | .0 | .0 | .0 | .0 | .0 | .0 | .0 | .0 | .0 | .0 | .0 | .0 | .0 | .0 | .0 | .0 | .0 |
| **40m/s** | .0 | .0 | .0 | .0 | .0 | .0 | .0 | .0 | .0 | .0 | .0 | .0 | .0 | .0 | .0 | .0 | .0 |
| **100m/s** | | | | | | | | | | | | | | | | | |
| 合計 (%) | 7.0 | 4.2 | 3.5 | 4.7 | 3.9 | 3.5 | .5 | .5 | .5 | .1 | 2.2 | 15.5 | 34.0 | 9.4 | 2.8 | 1.1 | 93.4 |

[註1]: 風速介於 **1.0m/s~ 2.0m/s** 佔 **30.9%** 。主風向 **W** 佔 **34.0%** 。

[註2]: 風速平均值 = **2.1m/s** , 風速最大值 = **30.9m/s** , 其風向爲 **NE** 。

[註3]: 風速小於**5m/s** 佔 **97.0%**; 介於**5~10m/s** 佔 **1.6%** ; 風速大於**10m/s** 佔 **1.3%**。

[註4]: 風向介於 **N~E** 佔 **19.0%**;**E~S** 佔 **6.6%** ;**S~W** 佔 **38.2%** ;**W~N** 佔 **29.7%**; 靜風佔 **6.6%** 。

[註5]: 資料每小時記錄一次 , 合計 **744**筆 **(100.0%)** , 檔名 : **W07ASA20.1HA** 。

# 表6.7.12　2007年 11月 蘇澳港測站2風速及風向聯合分佈百分比 (%) 統計表

**2007年11月 1日 0時 ~ 2007年11月30日23時**

| 風向<br>風速 | N | NNE | NE | ENE | E | ESE | SE | SSE | S | SSW | SW | WSW | W | WNW | NW | NNW | 合計<br>(%) |
|---|---|---|---|---|---|---|---|---|---|---|---|---|---|---|---|---|---|
| **.3m/s** | .7 | .4 | .0 | .1 | .3 | .3 | .0 | .0 | .4 | .3 | .7 | 7.2 | 3.8 | 1.8 | .4 | .3 | 16.7 |
| **1m/s** | .7 | .8 | .3 | .4 | .4 | .1 | .0 | .0 | .3 | .3 | .6 | 3.5 | 11.1 | 7.1 | 1.8 | .4 | 27.8 |
| **2m/s** | 1.8 | 1.0 | .4 | .6 | .8 | .1 | .0 | .0 | .0 | .1 | .4 | 2.2 | 13.2 | 4.2 | 1.7 | .3 | 26.8 |
| **3m/s** | .8 | .7 | .3 | .3 | 2.1 | .0 | .0 | .0 | .1 | .0 | .0 | .8 | 5.7 | .6 | .6 | .3 | 12.2 |
| **4m/s** | 1.1 | .7 | .3 | .3 | .8 | .0 | .0 | .0 | .0 | .0 | .0 | .0 | 1.4 | .7 | .1 | .0 | 5.4 |
| **5m/s** | .1 | .0 | .3 | .0 | .0 | .0 | .0 | .0 | .0 | .0 | .0 | .1 | .7 | .0 | .0 | .0 | 1.3 |
| **6m/s** | .0 | .0 | .0 | .1 | .0 | .0 | .0 | .0 | .0 | .0 | .0 | .0 | .4 | .0 | .1 | .0 | .7 |
| **7m/s** | .0 | .0 | .0 | .0 | .0 | .0 | .0 | .0 | .0 | .0 | .0 | .0 | .3 | .0 | .0 | .0 | .3 |
| **8m/s** | .0 | .0 | .0 | .0 | .0 | .0 | .0 | .0 | .0 | .0 | .0 | .0 | .0 | .0 | .0 | .0 | .0 |
| **10m/s** | .0 | .0 | .0 | .0 | .0 | .0 | .0 | .0 | .0 | .0 | .0 | .0 | .0 | .0 | .0 | .0 | .0 |
| **12m/s** | .0 | .0 | .0 | .0 | .0 | .0 | .0 | .0 | .0 | .0 | .0 | .0 | .0 | .0 | .0 | .0 | .0 |
| **14m/s** | .0 | .0 | .0 | .0 | .0 | .0 | .0 | .0 | .0 | .0 | .0 | .0 | .0 | .0 | .0 | .0 | .0 |
| **16m/s** | .0 | .0 | .0 | .0 | .0 | .0 | .0 | .0 | .0 | .0 | .0 | .0 | .0 | .0 | .0 | .0 | .0 |
| **18m/s** | .0 | .0 | .0 | .0 | .0 | .0 | .0 | .0 | .0 | .0 | .0 | .0 | .0 | .0 | .0 | .0 | .0 |
| **20m/s** | .0 | .0 | .0 | .0 | .0 | .0 | .0 | .0 | .0 | .0 | .0 | .0 | .0 | .0 | .0 | .0 | .0 |
| **25m/s** | .0 | .0 | .0 | .0 | .0 | .0 | .0 | .0 | .0 | .0 | .0 | .0 | .0 | .0 | .0 | .0 | .0 |
| **30m/s** | .0 | .0 | .0 | .0 | .0 | .0 | .0 | .0 | .0 | .0 | .0 | .0 | .0 | .0 | .0 | .0 | .0 |
| **35m/s** | .0 | .0 | .0 | .0 | .0 | .0 | .0 | .0 | .0 | .0 | .0 | .0 | .0 | .0 | .0 | .0 | .0 |
| **40m/s** | .0 | .0 | .0 | .0 | .0 | .0 | .0 | .0 | .0 | .0 | .0 | .0 | .0 | .0 | .0 | .0 | .0 |
| **100m/s** | | | | | | | | | | | | | | | | | |
| 合計 (%) | 5.3 | 3.6 | 1.5 | 1.8 | 4.4 | .6 | .0 | .0 | .8 | .7 | 1.7 | 13.9 | 36.5 | 14.3 | 4.7 | 1.3 | 91.1 |

[註**1**]: 風速介於 **1.0m/s~ 2.0m/s** 佔 **27.8%** 。主風向 **W** 佔 **36.5%** 。

[註**2**]: 風速平均值 **= 2.0m/s** , 風速最大值 **= 7.4m/s** , 其風向爲 **W** 。

[註**3**]: 風速小於**5m/s** 佔 **97.8%**; 介於**5~10m/s** 佔 **2.2%** ; 風速大於**10m/s** 佔 **.0%**。

[註**4**]: 風向介於 **N~E** 佔 **11.1%**;**E~S** 佔 **4.4%** ;**S~W** 佔 **33.2%** ;**W~N** 佔 **42.4%**; 靜風佔 **8.9%** 。

[註**5**]: 資料每小時記錄一次 , 合計 **720**筆 **(100.0%)** , 檔名 **: W07BSA20.1HA** 。

# 表6.7.13　2007年 冬季 蘇澳港測站2風速及風向聯合分佈百分比 (%) 統計表

**2006年12月 1日 1時 ~ 2007年 2月28日23時**

| 風向<br>風速 | N | NNE | NE | ENE | E | ESE | SE | SSE | S | SSW | SW | WSW | W | WNW | NW | NNW | 合計<br>(%) |
|---|---|---|---|---|---|---|---|---|---|---|---|---|---|---|---|---|---|
| **.3m/s** | .9 | .6 | .3 | .5 | 1.0 | .4 | .2 | .2 | .4 | .2 | 3.0 | 11.1 | 5.5 | 1.8 | .7 | .3 | 27.1 |
| **1m/s** | 1.8 | 1.3 | .7 | .3 | .2 | .2 | .7 | .6 | .9 | .2 | .6 | 5.1 | 9.9 | 3.1 | 1.3 | .6 | 27.3 |
| **2m/s** | 3.1 | 1.3 | .7 | .6 | .0 | .3 | .6 | 1.3 | .7 | .1 | .4 | 2.4 | 8.9 | 1.4 | .9 | .3 | 23.1 |
| **3m/s** | 1.2 | .9 | .8 | .5 | .1 | .0 | .1 | .6 | .1 | .0 | .0 | 1.6 | 1.9 | .5 | .5 | .4 | 9.3 |
| **4m/s** | .3 | .4 | .6 | .5 | .0 | .0 | .0 | .2 | .0 | .0 | .0 | .1 | .3 | .0 | .0 | .0 | 2.6 |
| **5m/s** | .1 | .1 | .2 | .2 | .1 | .0 | .0 | .0 | .0 | .0 | .0 | .1 | .3 | .0 | .0 | .0 | 1.3 |
| **6m/s** | .0 | .0 | .0 | .0 | .0 | .0 | .0 | .0 | .0 | .0 | .0 | .0 | .1 | .0 | .0 | .0 | .3 |
| **7m/s** | .0 | .0 | .0 | .0 | .0 | .0 | .0 | .0 | .0 | .0 | .0 | .0 | .1 | .0 | .0 | .0 | .2 |
| **8m/s** | .0 | .0 | .0 | .0 | .0 | .0 | .0 | .0 | .0 | .0 | .0 | .0 | .0 | .0 | .0 | .0 | .2 |
| **10m/s** | .0 | .0 | .0 | .0 | .0 | .0 | .0 | .0 | .0 | .0 | .0 | .0 | .0 | .0 | .0 | .0 | .0 |
| **12m/s** | .0 | .0 | .0 | .0 | .0 | .0 | .0 | .0 | .0 | .0 | .0 | .0 | .0 | .0 | .0 | .0 | .0 |
| **14m/s** | .0 | .0 | .0 | .0 | .0 | .0 | .0 | .0 | .0 | .0 | .0 | .0 | .0 | .0 | .0 | .0 | .0 |
| **16m/s** | .0 | .0 | .0 | .0 | .0 | .0 | .0 | .0 | .0 | .0 | .0 | .0 | .0 | .0 | .0 | .0 | .0 |
| **18m/s** | .0 | .0 | .0 | .0 | .0 | .0 | .0 | .0 | .0 | .0 | .0 | .0 | .0 | .0 | .0 | .0 | .0 |
| **20m/s** | .0 | .0 | .0 | .0 | .0 | .0 | .0 | .0 | .0 | .0 | .0 | .0 | .0 | .0 | .0 | .0 | .0 |
| **25m/s** | .0 | .0 | .0 | .0 | .0 | .0 | .0 | .0 | .0 | .0 | .0 | .0 | .0 | .0 | .0 | .0 | .0 |
| **30m/s** | .0 | .0 | .0 | .0 | .0 | .0 | .0 | .0 | .0 | .0 | .0 | .0 | .0 | .0 | .0 | .0 | .0 |
| **35m/s** | .0 | .0 | .0 | .0 | .0 | .0 | .0 | .0 | .0 | .0 | .0 | .0 | .0 | .0 | .0 | .0 | .0 |
| **40m/s** | .0 | .0 | .0 | .0 | .0 | .0 | .0 | .0 | .0 | .0 | .0 | .0 | .0 | .0 | .0 | .0 | .0 |
| **100m/s** | | | | | | | | | | | | | | | | | |
| 合計 (%) | 7.5 | 4.8 | 3.4 | 2.7 | 1.4 | .9 | 1.8 | 2.8 | 2.1 | .5 | 4.1 | 20.4 | 27.1 | 6.8 | 3.5 | 1.6 | 91.5 |

[註**1**]: 風速介於 **1.0m/s**~ **2.0m/s** 佔 **27.3%** 。主風向 **W** 佔 **27.1%** 。

[註**2**]: 風速平均值 = **1.7m/s** , 風速最大值 = **10.1m/s** , 其風向爲 **ENE**。

[註**3**]: 風速小於**5m/s** 佔 **97.9%**; 介於**5**~**10m/s** 佔 **2.0%** ; 風速大於**10m/s** 佔 **.0%**。

[註**4**]: 風向介於 **N**~**E** 佔 **15.6%**;**E**~**S** 佔 **7.3%** ;**S**~**W** 佔 **38.9%** ;**W**~**N** 佔 **29.8%**; 靜風佔 **8.5%** 。

[註**5**]: 資料每小時記錄一次 , 合計 **2159**筆 **(100.0%)** , 檔名 : **W07WSA20.1HY** 。

# 表6.7.14　2007年 春季 蘇澳港測站2風速及風向聯合分佈百分比 (%) 統計表

**2007年 3月 1日 0時 ~ 2007年 5月31日23時**

| 風向<br>風速 | N | NNE | NE | ENE | E | ESE | SE | SSE | S | SSW | SW | WSW | W | WNW | NW | NNW | 合計<br>(%) |
|---|---|---|---|---|---|---|---|---|---|---|---|---|---|---|---|---|---|
| **.3m/s** | 1.6 | .7 | 1.0 | 1.3 | 2.9 | .7 | .3 | .5 | .4 | .7 | 5.3 | 11.5 | 5.3 | 1.0 | .5 | .6 | 34.1 |
| **1m/s** | 1.8 | .5 | 1.0 | .9 | 1.0 | 1.0 | .9 | .9 | 1.1 | .3 | .5 | 2.5 | 3.7 | 1.0 | .8 | .8 | 18.7 |
| **2m/s** | 1.8 | 1.1 | 1.1 | .5 | .0 | .6 | 1.0 | 1.7 | .9 | .0 | .1 | 1.1 | 3.3 | .8 | .3 | .4 | 14.6 |
| **3m/s** | 1.0 | .6 | .5 | .3 | .0 | .1 | .7 | 1.4 | .3 | .0 | .1 | .1 | 1.1 | .2 | .1 | .0 | 6.7 |
| **4m/s** | .3 | .2 | .4 | .1 | .0 | .0 | .3 | .4 | .1 | .0 | .0 | .0 | .0 | .0 | .0 | .0 | 1.9 |
| **5m/s** | .0 | .1 | .0 | .0 | .0 | .0 | .0 | .0 | .0 | .0 | .0 | .0 | .0 | .0 | .0 | .0 | .5 |
| **6m/s** | .0 | .0 | .0 | .0 | .0 | .0 | .0 | .0 | .0 | .0 | .0 | .0 | .0 | .0 | .0 | .0 | .2 |
| **7m/s** | .0 | .0 | .0 | .0 | .0 | .0 | .0 | .0 | .0 | .0 | .0 | .0 | .0 | .0 | .0 | .0 | .0 |
| **8m/s** | .0 | .0 | .0 | .0 | .0 | .0 | .0 | .0 | .0 | .0 | .0 | .0 | .0 | .0 | .0 | .0 | .0 |
| **10m/s** | .0 | .0 | .0 | .0 | .0 | .0 | .0 | .0 | .0 | .0 | .0 | .0 | .0 | .0 | .0 | .0 | .0 |
| **12m/s** | .0 | .0 | .0 | .0 | .0 | .0 | .0 | .0 | .0 | .0 | .0 | .0 | .0 | .0 | .0 | .0 | .0 |
| **14m/s** | .0 | .0 | .0 | .0 | .0 | .0 | .0 | .0 | .0 | .0 | .0 | .0 | .0 | .0 | .0 | .0 | .0 |
| **16m/s** | .0 | .0 | .0 | .0 | .0 | .0 | .0 | .0 | .0 | .0 | .0 | .0 | .0 | .0 | .0 | .0 | .0 |
| **18m/s** | .0 | .0 | .0 | .0 | .0 | .0 | .0 | .0 | .0 | .0 | .0 | .0 | .0 | .0 | .0 | .0 | .0 |
| **20m/s** | .0 | .0 | .0 | .0 | .0 | .0 | .0 | .0 | .0 | .0 | .0 | .0 | .0 | .0 | .0 | .0 | .0 |
| **25m/s** | .0 | .0 | .0 | .0 | .0 | .0 | .0 | .0 | .0 | .0 | .0 | .0 | .0 | .0 | .0 | .0 | .0 |
| **30m/s** | .0 | .0 | .0 | .0 | .0 | .0 | .0 | .0 | .0 | .0 | .0 | .0 | .0 | .0 | .0 | .0 | .0 |
| **35m/s** | .0 | .0 | .0 | .0 | .0 | .0 | .0 | .0 | .0 | .0 | .0 | .0 | .0 | .0 | .0 | .0 | .0 |
| **40m/s** | .0 | .0 | .0 | .0 | .0 | .0 | .0 | .0 | .0 | .0 | .0 | .0 | .0 | .0 | .0 | .0 | .0 |
| **100m/s** | | | | | | | | | | | | | | | | | |
| 合計 (%) | 6.4 | 3.3 | 4.0 | 3.1 | 4.0 | 2.5 | 3.2 | 4.9 | 2.8 | 1.0 | 6.2 | 15.4 | 13.4 | 3.0 | 1.6 | 1.8 | 76.7 |

[註1]: 風速介於 **.3m/s~ 1.0m/s** 佔 **34.1%** 。主風向 **WSW** 佔 **15.4%** 。

[註2]: 風速平均值 **= 1.2m/s** , 風速最大值 **= 7.6m/s** , 其風向爲 **E** 。

[註3]: 風速小於**5m/s** 佔 **99.3%**; 介於**5~10m/s** 佔 **.7%** ; 風速大於**10m/s** 佔 **.0%**。

[註4]: 風向介於 **N~E** 佔 **15.5%**;**E~S** 佔 **14.4%** ;**S~W** 佔 **30.3%** ;**W~N** 佔 **16.5%**; 靜風佔 **23.3%** 。

[註5]: 資料每小時記錄一次 , 合計 **2208**筆 **(100.0%)** , 檔名 : **W07NSA20.1HY** 。

# 表6.7.15　2007年 夏季 蘇澳港測站2風速及風向聯合分佈百分比 (%) 統計表

**2007年 6月 1日 0時 ~ 2007年 8月31日23時**

| 風向<br>風速 | N | NNE | NE | ENE | E | ESE | SE | SSE | S | SSW | SW | WSW | W | WNW | NW | NNW | 合計<br>(%) |
|---|---|---|---|---|---|---|---|---|---|---|---|---|---|---|---|---|---|
| **.3m/s** | 2.7 | 1.0 | 1.3 | 1.4 | 4.2 | 1.4 | .7 | .6 | 1.0 | 1.1 | 4.9 | 6.9 | 3.5 | 1.1 | .6 | 1.1 | 33.6 |
| **1m/s** | 1.2 | .9 | .7 | .6 | 2.6 | 1.5 | 1.0 | 1.4 | .8 | .6 | .6 | .9 | .6 | 1.1 | .3 | .3 | 15.2 |
| **2m/s** | .4 | .3 | .3 | .2 | .4 | 1.1 | 2.1 | 2.4 | 1.5 | .3 | .2 | .5 | .4 | .3 | .1 | .0 | 10.4 |
| **3m/s** | .5 | .0 | .1 | .0 | .0 | .3 | 2.6 | 3.6 | 1.3 | .2 | .0 | .3 | .3 | .4 | .0 | .0 | 9.8 |
| **4m/s** | .0 | .0 | .0 | .0 | .1 | .2 | .5 | 1.6 | .6 | .2 | .0 | .0 | .0 | .0 | .0 | .0 | 3.3 |
| **5m/s** | .0 | .0 | .0 | .0 | .0 | .0 | .0 | .3 | .5 | .0 | .0 | .0 | .0 | .0 | .0 | .0 | 1.0 |
| **6m/s** | .0 | .0 | .0 | .0 | .0 | .0 | .0 | .1 | .2 | .0 | .0 | .0 | .0 | .0 | .0 | .0 | .3 |
| **7m/s** | .0 | .0 | .0 | .0 | .0 | .0 | .0 | .0 | .1 | .0 | .0 | .0 | .0 | .0 | .0 | .0 | .1 |
| **8m/s** | .0 | .0 | .0 | .0 | .0 | .0 | .0 | .1 | .2 | .0 | .0 | .0 | .0 | .0 | .0 | .0 | .3 |
| **10m/s** | .0 | .0 | .0 | .0 | .0 | .0 | .0 | .0 | .1 | .0 | .0 | .0 | .0 | .0 | .0 | .0 | .2 |
| **12m/s** | .0 | .0 | .0 | .0 | .0 | .0 | .0 | .0 | .1 | .0 | .0 | .0 | .0 | .0 | .0 | .0 | .2 |
| **14m/s** | .0 | .0 | .0 | .0 | .0 | .1 | .0 | .0 | .0 | .0 | .0 | .0 | .0 | .0 | .0 | .0 | .3 |
| **16m/s** | .0 | .0 | .0 | .0 | .0 | .1 | .0 | .0 | .0 | .0 | .0 | .0 | .0 | .0 | .0 | .0 | .2 |
| **18m/s** | .0 | .0 | .0 | .0 | .0 | .0 | .0 | .0 | .0 | .0 | .0 | .0 | .0 | .0 | .0 | .0 | .1 |
| **20m/s** | .0 | .0 | .0 | .0 | .0 | .0 | .0 | .0 | .0 | .0 | .0 | .0 | .0 | .0 | .0 | .0 | .0 |
| **25m/s** | .0 | .0 | .0 | .0 | .0 | .0 | .0 | .0 | .0 | .0 | .0 | .0 | .0 | .0 | .0 | .0 | .0 |
| **30m/s** | .0 | .0 | .0 | .0 | .0 | .0 | .0 | .0 | .0 | .0 | .0 | .0 | .0 | .0 | .0 | .0 | .0 |
| **35m/s** | .0 | .0 | .0 | .0 | .0 | .0 | .0 | .0 | .0 | .0 | .0 | .0 | .0 | .0 | .0 | .0 | .0 |
| **40m/s** | .0 | .0 | .0 | .0 | .0 | .0 | .0 | .0 | .0 | .0 | .0 | .0 | .0 | .0 | .0 | .0 | .0 |
| **100m/s** | | | | | | | | | | | | | | | | | |
| 合計 (%) | 4.8 | 2.3 | 2.4 | 2.3 | 7.5 | 4.9 | 7.0 | 10.2 | 6.3 | 2.4 | 5.8 | 8.6 | 4.9 | 3.0 | 1.0 | 1.5 | 75.0 |

[註**1**]: 風速介於 **.3m/s~ 1.0m/s** 佔 **33.6%** 。主風向 **SSE** 佔 **10.2%** 。

[註**2**]: 風速平均值 **= 1.5m/s** , 風速最大值 **= 18.6m/s** , 其風向爲 **ESE**。

[註**3**]: 風速小於**5m/s** 佔 **97.3%**; 介於**5~10m/s** 佔 **1.7%** ; 風速大於**10m/s** 佔 **1.0%**。

[註**4**]: 風向介於 **N~E** 佔 **12.6%**;**E~S** 佔 **29.9%** ;**S~W** 佔 **21.6%** ;**W~N** 佔 **10.9%**; 靜風佔 **25.0%** 。

[註**5**]: 資料每小時記錄一次 , 合計 **2208**筆 **(100.0%)** , 檔名 : **W07SSA20.1HY** 。

# 表6.7.16　2007年 秋季 蘇澳港測站2風速及風向聯合分佈百分比 (%) 統計表

**2007年 9月 1日 0時 ~ 2007年11月30日23時**

| 風向<br>風速 | N | NNE | NE | ENE | E | ESE | SE | SSE | S | SSW | SW | WSW | W | WNW | NW | NNW | 合計<br>(%) |
|---|---|---|---|---|---|---|---|---|---|---|---|---|---|---|---|---|---|
| **.3m/s** | 1.1 | .6 | .3 | .6 | .9 | 1.0 | .1 | .2 | .5 | .2 | 1.6 | 7.7 | 4.9 | 1.5 | .4 | .3 | 21.7 |
| **1m/s** | 2.1 | 1.3 | .6 | .6 | .8 | 1.2 | .7 | .6 | .8 | .1 | .5 | 3.4 | 9.9 | 5.4 | 1.1 | .8 | 30.0 |
| **2m/s** | 1.2 | 1.1 | .8 | 1.2 | 1.3 | .5 | .6 | .8 | .4 | .1 | .2 | 1.7 | 9.5 | 2.2 | 1.2 | .3 | 23.1 |
| **3m/s** | .7 | .4 | .5 | 1.0 | .8 | .2 | .4 | .4 | .4 | .1 | .1 | .6 | 3.7 | .5 | .6 | .1 | 10.5 |
| **4m/s** | .5 | .3 | .1 | .2 | .3 | .0 | .0 | .0 | .0 | .0 | .0 | .1 | .6 | .3 | .0 | .0 | 2.7 |
| **5m/s** | .0 | .0 | .1 | .0 | .0 | .0 | .0 | .0 | .0 | .0 | .0 | .0 | .4 | .0 | .0 | .0 | .6 |
| **6m/s** | .1 | .0 | .0 | .0 | .0 | .0 | .0 | .0 | .0 | .0 | .0 | .0 | .2 | .0 | .0 | .0 | .5 |
| **7m/s** | .1 | .0 | .0 | .0 | .0 | .0 | .0 | .0 | .0 | .0 | .0 | .0 | .1 | .0 | .0 | .0 | .2 |
| **8m/s** | .1 | .0 | .0 | .0 | .0 | .0 | .0 | .0 | .0 | .0 | .0 | .0 | .0 | .0 | .0 | .0 | .3 |
| **10m/s** | .0 | .0 | .0 | .0 | .0 | .0 | .0 | .0 | .0 | .0 | .0 | .0 | .0 | .0 | .0 | .0 | .1 |
| **12m/s** | .0 | .0 | .0 | .0 | .0 | .0 | .0 | .0 | .0 | .0 | .0 | .0 | .0 | .0 | .0 | .0 | .0 |
| **14m/s** | .0 | .0 | .0 | .0 | .0 | .0 | .0 | .0 | .0 | .0 | .0 | .0 | .0 | .0 | .0 | .0 | .0 |
| **16m/s** | .0 | .0 | .0 | .0 | .0 | .0 | .0 | .0 | .0 | .0 | .0 | .0 | .0 | .0 | .0 | .0 | .0 |
| **18m/s** | .0 | .0 | .0 | .0 | .0 | .0 | .0 | .0 | .0 | .0 | .0 | .0 | .0 | .0 | .0 | .0 | .1 |
| **20m/s** | .0 | .0 | .0 | .0 | .0 | .0 | .0 | .0 | .0 | .0 | .0 | .0 | .0 | .0 | .0 | .0 | .1 |
| **25m/s** | .0 | .0 | .0 | .0 | .0 | .0 | .0 | .0 | .0 | .0 | .0 | .0 | .0 | .0 | .0 | .0 | .0 |
| **30m/s** | .0 | .0 | .0 | .0 | .0 | .0 | .0 | .0 | .0 | .0 | .0 | .0 | .0 | .0 | .0 | .0 | .0 |
| **35m/s** | .0 | .0 | .0 | .0 | .0 | .0 | .0 | .0 | .0 | .0 | .0 | .0 | .0 | .0 | .0 | .0 | .0 |
| **40m/s** | .0 | .0 | .0 | .0 | .0 | .0 | .0 | .0 | .0 | .0 | .0 | .0 | .0 | .0 | .0 | .0 | .0 |
| **100m/s** | | | | | | | | | | | | | | | | | |
| 合計 (%) | 5.9 | 3.9 | 2.7 | 3.7 | 4.1 | 3.0 | 1.8 | 2.0 | 2.1 | .6 | 2.4 | 13.7 | 29.3 | 9.8 | 3.4 | 1.6 | 90.0 |

[註**1**]: 風速介於 **1.0m/s~ 2.0m/s** 佔 **30.0%** 。主風向 **W** 佔 **29.3%** 。

[註**2**]: 風速平均值 **= 1.8m/s** , 風速最大值 **= 30.9m/s** , 其風向爲 **NE** 。

[註**3**]: 風速小於**5m/s** 佔 **98.0%**; 介於**5~10m/s** 佔 **1.5%** ; 風速大於**10m/s** 佔 **.5%**。

[註**4**]: 風向介於 **N~E** 佔 **15.1%**;**E~S** 佔 **10.3%** ;**S~W** 佔 **32.6%** ;**W~N** 佔 **32.0%**; 靜風佔 **10.0%** 。

[註**5**]: 資料每小時記錄一次 , 合計 **2184**筆 **(100.0%)** , 檔名 : **W07FSA20.1HY** 。

# 表6.7.17　2007年 整年 蘇澳港測站2風速及風向聯合分佈百分比 (%) 統計表

**2006年12月 1日 1時 ~ 2007年11月30日23時**

| 風向<br>風速 | N | NNE | NE | ENE | E | ESE | SE | SSE | S | SSW | SW | WSW | W | WNW | NW | NNW | 合計<br>(%) |
|---|---|---|---|---|---|---|---|---|---|---|---|---|---|---|---|---|---|
| **.3m/s** | 1.6 | .7 | .7 | 1.0 | 2.2 | .9 | .3 | .4 | .6 | .6 | 3.7 | 9.3 | 4.8 | 1.3 | .5 | .6 | 29.1 |
| **1m/s** | 1.7 | 1.0 | .8 | .6 | 1.2 | 1.0 | .8 | .9 | .9 | .3 | .6 | 3.0 | 6.0 | 2.6 | .9 | .6 | 22.8 |
| **2m/s** | 1.6 | .9 | .7 | .6 | .4 | .6 | 1.1 | 1.5 | .9 | .1 | .2 | 1.4 | 5.5 | 1.2 | .6 | .3 | 17.8 |
| **3m/s** | .8 | .5 | .5 | .4 | .3 | .2 | 1.0 | 1.5 | .5 | .1 | .1 | .7 | 1.7 | .4 | .3 | .1 | 9.1 |
| **4m/s** | .3 | .2 | .3 | .2 | .1 | .0 | .2 | .6 | .2 | .1 | .0 | .1 | .3 | .1 | .0 | .0 | 2.6 |
| **5m/s** | .1 | .1 | .1 | .1 | .0 | .0 | .0 | .1 | .1 | .0 | .0 | .0 | .2 | .0 | .0 | .0 | .8 |
| **6m/s** | .0 | .0 | .0 | .0 | .0 | .0 | .0 | .0 | .0 | .0 | .0 | .0 | .1 | .0 | .0 | .0 | .3 |
| **7m/s** | .0 | .0 | .0 | .0 | .0 | .0 | .0 | .0 | .0 | .0 | .0 | .0 | .0 | .0 | .0 | .0 | .1 |
| **8m/s** | .0 | .0 | .0 | .0 | .0 | .0 | .0 | .0 | .0 | .0 | .0 | .0 | .0 | .0 | .0 | .0 | .2 |
| **10m/s** | .0 | .0 | .0 | .0 | .0 | .0 | .0 | .0 | .0 | .0 | .0 | .0 | .0 | .0 | .0 | .0 | .1 |
| **12m/s** | .0 | .0 | .0 | .0 | .0 | .0 | .0 | .0 | .0 | .0 | .0 | .0 | .0 | .0 | .0 | .0 | .1 |
| **14m/s** | .0 | .0 | .0 | .0 | .0 | .0 | .0 | .0 | .0 | .0 | .0 | .0 | .0 | .0 | .0 | .0 | .1 |
| **16m/s** | .0 | .0 | .0 | .0 | .0 | .0 | .0 | .0 | .0 | .0 | .0 | .0 | .0 | .0 | .0 | .0 | .1 |
| **18m/s** | .0 | .0 | .0 | .0 | .0 | .0 | .0 | .0 | .0 | .0 | .0 | .0 | .0 | .0 | .0 | .0 | .0 |
| **20m/s** | .0 | .0 | .0 | .0 | .0 | .0 | .0 | .0 | .0 | .0 | .0 | .0 | .0 | .0 | .0 | .0 | .0 |
| **25m/s** | .0 | .0 | .0 | .0 | .0 | .0 | .0 | .0 | .0 | .0 | .0 | .0 | .0 | .0 | .0 | .0 | .0 |
| **30m/s** | .0 | .0 | .0 | .0 | .0 | .0 | .0 | .0 | .0 | .0 | .0 | .0 | .0 | .0 | .0 | .0 | .0 |
| **35m/s** | .0 | .0 | .0 | .0 | .0 | .0 | .0 | .0 | .0 | .0 | .0 | .0 | .0 | .0 | .0 | .0 | .0 |
| **40m/s** | .0 | .0 | .0 | .0 | .0 | .0 | .0 | .0 | .0 | .0 | .0 | .0 | .0 | .0 | .0 | .0 | .0 |
| **100m/s** | | | | | | | | | | | | | | | | | |
| 合計 (%) | 6.1 | 3.6 | 3.1 | 2.9 | 4.3 | 2.9 | 3.5 | 5.0 | 3.3 | 1.1 | 4.6 | 14.5 | 18.6 | 5.6 | 2.4 | 1.6 | 83.2 |

[註**1**]: 風速介於 **.3m/s~ 1.0m/s** 佔 **29.1%** 。主風向 **W** 佔 **18.6%** 。

[註**2**]: 風速平均值 **= 1.6m/s** , 風速最大值 **= 30.9m/s** , 其風向爲 **NE** 。

[註**3**]: 風速小於**5m/s** 佔 **98.1%**; 介於**5~10m/s** 佔 **1.5%** ; 風速大於**10m/s** 佔 **.4%**。

[註**4**]: 風向介於 **N~E** 佔 **14.7%**;**E~S** 佔 **15.5%** ;**S~W** 佔 **30.8%** ;**W~N** 佔 **22.2%**; 靜風佔 **16.8%** 。

[註**5**]: 資料每小時記錄一次 , 合計 **8759**筆 **(100.0%)** , 檔名 : **W070SA20.1HY** 。

# 表6.7.18　歷年 12月 蘇澳港測站2風速及風向聯合分佈百分比 (%) 統計表

**2003年12月 1日 1時 ~ 2006年12月31日23時**

| 風向<br>風速 | N | NNE | NE | ENE | E | ESE | SE | SSE | S | SSW | SW | WSW | W | WNW | NW | NNW | 合計<br>(%) |
|---|---|---|---|---|---|---|---|---|---|---|---|---|---|---|---|---|---|
| **.3m/s** | .9 | .4 | .1 | .2 | .5 | .3 | .1 | .1 | .2 | .1 | .8 | 6.8 | 4.9 | 1.0 | .4 | .1 | 17.2 |
| **1m/s** | 1.1 | .9 | .6 | .5 | .6 | .3 | .2 | .4 | .5 | .2 | .5 | 3.7 | 7.8 | 2.3 | 1.6 | .6 | 21.8 |
| **2m/s** | 1.8 | .7 | .6 | .6 | .5 | .2 | .2 | .6 | .3 | .1 | .2 | 3.0 | 9.2 | 2.1 | 1.1 | .2 | 21.3 |
| **3m/s** | 1.0 | 1.0 | .5 | .6 | .2 | .2 | .1 | .2 | .2 | .0 | .1 | 2.1 | 3.9 | 1.6 | .8 | .1 | 12.7 |
| **4m/s** | .5 | .7 | .4 | .5 | .0 | .0 | .0 | .1 | .2 | .0 | .2 | .6 | 2.0 | .8 | .4 | .1 | 6.6 |
| **5m/s** | .5 | .4 | .3 | .2 | .1 | .1 | .0 | .2 | .1 | .0 | .0 | .5 | 2.7 | .4 | .1 | .1 | 5.8 |
| **6m/s** | .4 | .4 | .1 | .1 | .0 | .0 | .0 | .1 | .0 | .0 | .2 | .2 | 1.2 | .1 | .1 | .1 | 3.2 |
| **7m/s** | .2 | .3 | .1 | .2 | .0 | .0 | .0 | .1 | .1 | .0 | .0 | .2 | .8 | .2 | .0 | .0 | 2.3 |
| **8m/s** | .3 | .3 | .1 | .1 | .0 | .1 | .1 | .0 | .1 | .0 | .0 | .2 | .4 | .3 | .1 | .0 | 2.1 |
| **10m/s** | .0 | .0 | .0 | .1 | .1 | .0 | .0 | .0 | .0 | .0 | .0 | .0 | .0 | .0 | .0 | .0 | .3 |
| **12m/s** | .0 | .0 | .0 | .0 | .0 | .0 | .0 | .0 | .0 | .0 | .0 | .0 | .0 | .0 | .0 | .0 | .0 |
| **14m/s** | .0 | .0 | .0 | .0 | .0 | .0 | .0 | .0 | .0 | .0 | .0 | .0 | .0 | .0 | .0 | .0 | .0 |
| **16m/s** | .0 | .0 | .0 | .0 | .0 | .0 | .0 | .0 | .0 | .0 | .0 | .0 | .0 | .0 | .0 | .0 | .0 |
| **18m/s** | .0 | .0 | .0 | .0 | .0 | .0 | .0 | .0 | .0 | .0 | .0 | .0 | .0 | .0 | .0 | .0 | .0 |
| **20m/s** | .0 | .0 | .0 | .0 | .0 | .0 | .0 | .0 | .0 | .0 | .0 | .0 | .0 | .0 | .0 | .0 | .0 |
| **25m/s** | .0 | .0 | .0 | .0 | .0 | .0 | .0 | .0 | .0 | .0 | .0 | .0 | .0 | .0 | .0 | .0 | .0 |
| **30m/s** | .0 | .0 | .0 | .0 | .0 | .0 | .0 | .0 | .0 | .0 | .0 | .0 | .0 | .0 | .0 | .0 | .0 |
| **35m/s** | .0 | .0 | .0 | .0 | .0 | .0 | .0 | .0 | .0 | .0 | .0 | .0 | .0 | .0 | .0 | .0 | .0 |
| **40m/s** | .0 | .0 | .0 | .0 | .0 | .0 | .0 | .0 | .0 | .0 | .0 | .0 | .0 | .0 | .0 | .0 | .0 |
| **100m/s** | | | | | | | | | | | | | | | | | |
| 合計 (%) | 6.7 | 5.1 | 2.9 | 3.3 | 2.1 | 1.3 | .7 | 2.0 | 1.7 | .6 | 2.2 | 17.2 | 32.9 | 8.9 | 4.6 | 1.3 | 93.4 |

[註**1**]: 風速介於 **1.0m/s**~ **2.0m/s** 佔 **21.8%** 。主風向 **W** 佔 **32.9%** 。

[註**2**]: 風速平均值 = **2.6m/s** , 風速最大值 = **12.6m/s** , 其風向爲 **SSW**。

[註**3**]: 風速小於**5m/s** 佔 **86.3%**; 介於**5**~**10m/s** 佔 **13.4%** ; 風速大於**10m/s** 佔 **.3%**。

[註**4**]: 風向介於 **N**~**E** 佔 **15.9%**;**E**~**S** 佔 **5.8%** ;**S**~**W** 佔 **37.3%** ;**W**~**N** 佔 **34.3%**; 靜風佔 **6.6%** 。

[註**5**]: 資料每小時記錄一次 , 合計 **2972**筆 ( **99.9%**) , 檔名 : **W44CSA20.1HY** 。

# 表6.7.19　歷年 1月 蘇澳港測站2風速及風向聯合分佈百分比 (%) 統計表

**2004年 1月 1日 0時 ~ 2007年 1月31日23時**

| 風向<br>風速 | N | NNE | NE | ENE | E | ESE | SE | SSE | S | SSW | SW | WSW | W | WNW | NW | NNW | 合計<br>(%) |
|---|---|---|---|---|---|---|---|---|---|---|---|---|---|---|---|---|---|
| **.3m/s** | .8 | .3 | .3 | .5 | .8 | .6 | .5 | .1 | .3 | .1 | 1.0 | 4.7 | 4.0 | 1.5 | .7 | .3 | 16.7 |
| **1m/s** | 1.6 | .7 | .5 | .1 | .4 | .7 | .7 | .4 | .7 | .2 | .7 | 3.5 | 6.0 | 3.0 | 1.2 | .4 | 20.9 |
| **2m/s** | 3.0 | 1.3 | .8 | .2 | .2 | .6 | .9 | .5 | .6 | .1 | 1.2 | 4.4 | 7.0 | 1.7 | 1.1 | .5 | 23.9 |
| **3m/s** | 1.1 | .6 | .5 | .5 | .2 | .5 | .9 | .3 | .5 | .2 | .3 | 1.2 | 4.1 | 1.2 | .6 | .3 | 12.9 |
| **4m/s** | .7 | .3 | .3 | .2 | .1 | .2 | .0 | .1 | .1 | .1 | .1 | .6 | 2.7 | 1.0 | .3 | .2 | 7.0 |
| **5m/s** | .6 | .2 | .1 | .1 | .1 | .0 | .0 | .0 | .2 | .0 | .1 | .7 | 2.3 | .4 | .2 | .1 | 5.0 |
| **6m/s** | .5 | .2 | .2 | .0 | .0 | .0 | .0 | .0 | .1 | .0 | .0 | .3 | 1.3 | .2 | .1 | .1 | 3.0 |
| **7m/s** | .2 | .2 | .1 | .1 | .0 | .0 | .0 | .0 | .0 | .0 | .0 | .1 | .6 | .0 | .0 | .1 | 1.6 |
| **8m/s** | .1 | .1 | .2 | .1 | .0 | .0 | .0 | .1 | .2 | .0 | .0 | .2 | .1 | .1 | .1 | .0 | 1.3 |
| **10m/s** | .0 | .0 | .0 | .2 | .1 | .0 | .0 | .0 | .0 | .0 | .0 | .0 | .0 | .0 | .0 | .0 | .4 |
| **12m/s** | .0 | .0 | .0 | .0 | .0 | .0 | .0 | .0 | .0 | .0 | .0 | .0 | .0 | .0 | .0 | .0 | .0 |
| **14m/s** | .0 | .0 | .0 | .0 | .0 | .0 | .0 | .0 | .0 | .0 | .0 | .0 | .0 | .0 | .0 | .0 | .0 |
| **16m/s** | .0 | .0 | .0 | .0 | .0 | .0 | .0 | .0 | .0 | .0 | .0 | .0 | .0 | .0 | .0 | .0 | .0 |
| **18m/s** | .0 | .0 | .0 | .0 | .0 | .0 | .0 | .0 | .0 | .0 | .0 | .0 | .0 | .0 | .0 | .0 | .0 |
| **20m/s** | .0 | .0 | .0 | .0 | .0 | .0 | .0 | .0 | .0 | .0 | .0 | .0 | .0 | .0 | .0 | .0 | .0 |
| **25m/s** | .0 | .0 | .0 | .0 | .0 | .0 | .0 | .0 | .0 | .0 | .0 | .0 | .0 | .0 | .0 | .0 | .0 |
| **30m/s** | .0 | .0 | .0 | .0 | .0 | .0 | .0 | .0 | .0 | .0 | .0 | .0 | .0 | .0 | .0 | .0 | .0 |
| **35m/s** | .0 | .0 | .0 | .0 | .0 | .0 | .0 | .0 | .0 | .0 | .0 | .0 | .0 | .0 | .0 | .0 | .0 |
| **40m/s** | .0 | .0 | .0 | .0 | .0 | .0 | .0 | .0 | .0 | .0 | .0 | .0 | .0 | .0 | .0 | .0 | .0 |
| **100m/s** | | | | | | | | | | | | | | | | | |
| 合計 (%) | 8.6 | 4.0 | 3.1 | 2.0 | 1.9 | 2.6 | 3.1 | 1.5 | 2.6 | .7 | 3.4 | 15.7 | 28.1 | 9.1 | 4.3 | 1.9 | 92.8 |

[註1]: 風速介於 **2.0m/s~ 3.0m/s** 佔 **23.9%** 。主風向 **W** 佔 **28.1%** 。

[註2]: 風速平均值 = **2.5m/s** , 風速最大值 = **11.8m/s** , 其風向爲 **ENE**。

[註3]: 風速小於**5m/s** 佔 **88.6%**; 介於**5~10m/s** 佔 **11.0%** ; 風速大於**10m/s** 佔 **.4%**。

[註4]: 風向介於 **N~E** 佔 **14.5%**;**E~S** 佔 **9.2%** ;**S~W** 佔 **35.5%** ;**W~N** 佔 **33.6%**; 靜風佔 **7.2%** 。

[註5]: 資料每小時記錄一次 , 合計 **2976**筆 **(100.0%)** , 檔名 : **W441SA20.1HY** 。

# 表6.7.20　歷年 2月 蘇澳港測站2風速及風向聯合分佈百分比 (%) 統計表

**2004年 2月 1日 0時 ~ 2007年 2月28日23時**

| 風向<br>風速 | N | NNE | NE | ENE | E | ESE | SE | SSE | S | SSW | SW | WSW | W | WNW | NW | NNW | 合計<br>(%) |
|---|---|---|---|---|---|---|---|---|---|---|---|---|---|---|---|---|---|
| **.3m/s** | 1.1 | .7 | .4 | .4 | 1.2 | .2 | .2 | .1 | .2 | .3 | 1.7 | 6.6 | 4.3 | 1.5 | .8 | .3 | 20.0 |
| **1m/s** | 2.0 | .9 | .8 | .6 | .5 | .3 | .6 | .2 | .7 | .2 | 1.1 | 4.4 | 5.7 | 3.2 | 1.2 | .4 | 23.0 |
| **2m/s** | 1.6 | 1.5 | 1.0 | .6 | .4 | .2 | .5 | 1.2 | .6 | .1 | 1.2 | 4.0 | 5.2 | 1.6 | .8 | .2 | 20.8 |
| **3m/s** | 1.8 | 1.1 | 1.0 | .5 | .4 | .1 | .1 | .8 | .4 | .3 | .3 | 1.1 | 1.8 | .8 | .3 | .3 | 11.5 |
| **4m/s** | .5 | .4 | .4 | .3 | .1 | .1 | .1 | .5 | .4 | .0 | .1 | .4 | 1.5 | .6 | .2 | .1 | 5.9 |
| **5m/s** | .2 | .2 | .1 | .3 | .1 | .1 | .2 | .4 | .1 | .0 | .0 | .3 | 1.5 | .3 | .3 | .0 | 4.1 |
| **6m/s** | .3 | .1 | .2 | .3 | .0 | .0 | .1 | .4 | .1 | .0 | .1 | .4 | .9 | .1 | .0 | .0 | 3.1 |
| **7m/s** | .2 | .0 | .0 | .1 | .0 | .0 | .1 | .3 | .0 | .0 | .0 | .1 | .7 | .1 | .1 | .0 | 1.8 |
| **8m/s** | .0 | .0 | .0 | .1 | .0 | .0 | .0 | .3 | .1 | .0 | .0 | .0 | .0 | .0 | .1 | .0 | .7 |
| **10m/s** | .0 | .0 | .0 | .0 | .0 | .0 | .0 | .0 | .0 | .0 | .0 | .0 | .0 | .0 | .0 | .0 | .1 |
| **12m/s** | .0 | .0 | .0 | .0 | .0 | .0 | .0 | .0 | .0 | .0 | .0 | .0 | .0 | .0 | .0 | .0 | .0 |
| **14m/s** | .0 | .0 | .0 | .0 | .0 | .0 | .0 | .0 | .0 | .0 | .0 | .0 | .0 | .0 | .0 | .0 | .0 |
| **16m/s** | .0 | .0 | .0 | .0 | .0 | .0 | .0 | .0 | .0 | .0 | .0 | .0 | .0 | .0 | .0 | .0 | .0 |
| **18m/s** | .0 | .0 | .0 | .0 | .0 | .0 | .0 | .0 | .0 | .0 | .0 | .0 | .0 | .0 | .0 | .0 | .0 |
| **20m/s** | .0 | .0 | .0 | .0 | .0 | .0 | .0 | .0 | .0 | .0 | .0 | .0 | .0 | .0 | .0 | .0 | .0 |
| **25m/s** | .0 | .0 | .0 | .0 | .0 | .0 | .0 | .0 | .0 | .0 | .0 | .0 | .0 | .0 | .0 | .0 | .0 |
| **30m/s** | .0 | .0 | .0 | .0 | .0 | .0 | .0 | .0 | .0 | .0 | .0 | .0 | .0 | .0 | .0 | .0 | .0 |
| **35m/s** | .0 | .0 | .0 | .0 | .0 | .0 | .0 | .0 | .0 | .0 | .0 | .0 | .0 | .0 | .0 | .0 | .0 |
| **40m/s** | .0 | .0 | .0 | .0 | .0 | .0 | .0 | .0 | .0 | .0 | .0 | .0 | .0 | .0 | .0 | .0 | .0 |
| **100m/s** | | | | | | | | | | | | | | | | | |
| 合計 (%) | 7.7 | 5.0 | 4.0 | 3.3 | 2.8 | 1.1 | 1.9 | 4.1 | 3.0 | .9 | 4.6 | 17.4 | 21.7 | 8.3 | 3.9 | 1.4 | 91.0 |

[註**1**]: 風速介於 **1.0m/s~ 2.0m/s** 佔 **23.0%** 。主風向 **W** 佔 **21.7%** 。

[註**2**]: 風速平均值 **= 2.3m/s** , 風速最大值 **= 12.2m/s** , 其風向爲 **S** 。

[註**3**]: 風速小於**5m/s** 佔 **90.2%**; 介於**5~10m/s** 佔 **9.7%** ; 風速大於**10m/s** 佔 **.1%**。

[註**4**]: 風向介於 **N~E** 佔 **17.3%**;**E~S** 佔 **10.5%** ;**S~W** 佔 **34.9%** ;**W~N** 佔 **28.3%**; 靜風佔 **9.0%** 。

[註**5**]: 資料每小時記錄一次 , 合計 **2710**筆 ( **99.9%**) , 檔名 : **W442SA20.1HY** 。

# 表6.7.21　歷年 3月 蘇澳港測站2風速及風向聯合分佈百分比 (%) 統計表

**2004年 3月 1日 0時 ~ 2007年 3月31日23時**

| 風向<br>風速 | N | NNE | NE | ENE | E | ESE | SE | SSE | S | SSW | SW | WSW | W | WNW | NW | NNW | 合計<br>(%) |
|---|---|---|---|---|---|---|---|---|---|---|---|---|---|---|---|---|---|
| **.3m/s** | .9 | .7 | .3 | .6 | 1.0 | .1 | .1 | .3 | .5 | .2 | 1.8 | 7.6 | 5.0 | 1.1 | .7 | .3 | 21.3 |
| **1m/s** | 1.5 | .6 | .7 | .4 | .6 | .4 | .5 | .5 | 1.6 | .4 | .5 | 2.1 | 5.0 | 2.4 | 1.0 | .6 | 18.8 |
| **2m/s** | 1.9 | 1.1 | .9 | .5 | .5 | .3 | .5 | 1.5 | .9 | .2 | .3 | 2.1 | 5.3 | 1.8 | .4 | .6 | 18.8 |
| **3m/s** | 1.7 | 1.1 | .8 | .5 | .1 | .1 | .2 | 1.8 | .6 | .1 | .1 | .8 | 3.0 | 1.1 | .5 | .3 | 12.8 |
| **4m/s** | 1.1 | .7 | .4 | .2 | .1 | .0 | .1 | .6 | .5 | .0 | .1 | .3 | 2.1 | .7 | .3 | .0 | 7.2 |
| **5m/s** | 1.0 | .5 | .4 | .3 | .0 | .0 | .0 | .4 | .2 | .1 | .0 | .1 | 1.1 | .1 | .2 | .1 | 4.6 |
| **6m/s** | .5 | .2 | .4 | .3 | .0 | .0 | .1 | .3 | .1 | .0 | .0 | .1 | .5 | .3 | .0 | .0 | 2.9 |
| **7m/s** | .2 | .2 | .3 | .2 | .1 | .0 | .0 | .3 | .0 | .0 | .0 | .0 | .3 | .0 | .1 | .0 | 1.6 |
| **8m/s** | .0 | .1 | .2 | .3 | .1 | .0 | .0 | .1 | .1 | .0 | .0 | .0 | .1 | .0 | .0 | .0 | 1.1 |
| **10m/s** | .0 | .0 | .0 | .1 | .0 | .0 | .0 | .0 | .0 | .0 | .0 | .0 | .0 | .0 | .0 | .0 | .1 |
| **12m/s** | .0 | .0 | .0 | .0 | .0 | .0 | .0 | .0 | .0 | .0 | .0 | .0 | .0 | .0 | .0 | .0 | .0 |
| **14m/s** | .0 | .0 | .0 | .0 | .0 | .0 | .0 | .0 | .0 | .0 | .0 | .0 | .0 | .0 | .0 | .0 | .0 |
| **16m/s** | .0 | .0 | .0 | .0 | .0 | .0 | .0 | .0 | .0 | .0 | .0 | .0 | .0 | .0 | .0 | .0 | .0 |
| **18m/s** | .0 | .0 | .0 | .0 | .0 | .0 | .0 | .0 | .0 | .0 | .0 | .0 | .0 | .0 | .0 | .0 | .0 |
| **20m/s** | .0 | .0 | .0 | .0 | .0 | .0 | .0 | .0 | .0 | .0 | .0 | .0 | .0 | .0 | .0 | .0 | .0 |
| **25m/s** | .0 | .0 | .0 | .0 | .0 | .0 | .0 | .0 | .0 | .0 | .0 | .0 | .0 | .0 | .0 | .0 | .0 |
| **30m/s** | .0 | .0 | .0 | .0 | .0 | .0 | .0 | .0 | .0 | .0 | .0 | .0 | .0 | .0 | .0 | .0 | .0 |
| **35m/s** | .0 | .0 | .0 | .0 | .0 | .0 | .0 | .0 | .0 | .0 | .0 | .0 | .0 | .0 | .0 | .0 | .0 |
| **40m/s** | .0 | .0 | .0 | .0 | .0 | .0 | .0 | .0 | .0 | .0 | .0 | .0 | .0 | .0 | .0 | .0 | .0 |
| **100m/s** | | | | | | | | | | | | | | | | | |
| 合計 (%) | 8.8 | 5.3 | 4.2 | 3.3 | 2.4 | 1.0 | 1.6 | 5.8 | 4.5 | 1.0 | 2.8 | 13.1 | 22.4 | 7.5 | 3.3 | 2.0 | 89.1 |

[註**1**]: 風速介於 **.3m/s~ 1.0m/s** 佔 **21.3%** 。主風向 **W** 佔 **22.4%** 。

[註**2**]: 風速平均值 **= 2.3m/s** , 風速最大值 **= 11.3m/s** , 其風向爲 **ENE**。

[註**3**]: 風速小於**5m/s** 佔 **89.7%**; 介於**5~10m/s** 佔 **10.2%** ; 風速大於**10m/s** 佔 **.1%**。

[註**4**]: 風向介於 **N~E** 佔 **18.0%**;**E~S** 佔 **11.6%** ;**S~W** 佔 **30.9%** ;**W~N** 佔 **28.7%**; 靜風佔 **10.9%** 。

[註**5**]: 資料每小時記錄一次 , 合計 **2976**筆 **(100.0%)** , 檔名 : **W443SA20.1HY** 。

# 表6.7.22　歷年 4月 蘇澳港測站2風速及風向聯合分佈百分比 (%) 統計表

**2004年 4月 1日 0時 ~ 2007年 4月30日23時**

| 風向<br>風速 | N | NNE | NE | ENE | E | ESE | SE | SSE | S | SSW | SW | WSW | W | WNW | NW | NNW | 合計<br>(%) |
|---|---|---|---|---|---|---|---|---|---|---|---|---|---|---|---|---|---|
| **.3m/s** | 1.3 | .7 | .5 | .9 | 2.0 | .6 | .4 | .1 | .3 | .4 | 2.5 | 7.7 | 4.6 | 1.3 | .7 | .9 | 25.0 |
| **1m/s** | 2.2 | 1.0 | .7 | .7 | .7 | .7 | .7 | .8 | .6 | .2 | .9 | 4.2 | 4.5 | 1.3 | 1.1 | .7 | 21.1 |
| **2m/s** | 1.8 | 1.5 | 1.2 | .3 | .4 | .5 | .4 | 1.3 | .6 | .1 | .4 | 2.8 | 4.4 | .9 | .5 | .5 | 17.6 |
| **3m/s** | 1.0 | .9 | .5 | .4 | .3 | .1 | .3 | 1.3 | .7 | .1 | .1 | .3 | 1.5 | .3 | .1 | .3 | 8.4 |
| **4m/s** | .5 | .3 | .4 | .2 | .1 | .2 | .1 | .5 | .6 | .0 | .0 | .1 | .6 | .3 | .0 | .0 | 4.0 |
| **5m/s** | .3 | .3 | .3 | .2 | .1 | .2 | .2 | .3 | .3 | .0 | .0 | .1 | .4 | .0 | .0 | .0 | 2.8 |
| **6m/s** | .2 | .3 | .2 | .0 | .0 | .0 | .1 | .5 | .2 | .0 | .0 | .0 | .1 | .0 | .0 | .0 | 1.8 |
| **7m/s** | .1 | .2 | .2 | .1 | .0 | .0 | .0 | .7 | .1 | .0 | .0 | .0 | .0 | .0 | .0 | .0 | 1.6 |
| **8m/s** | .1 | .2 | .1 | .1 | .0 | .0 | .0 | .6 | .0 | .0 | .0 | .0 | .0 | .0 | .0 | .0 | 1.1 |
| **10m/s** | .0 | .0 | .0 | .0 | .0 | .0 | .0 | .0 | .0 | .0 | .0 | .0 | .0 | .0 | .0 | .0 | .0 |
| **12m/s** | .0 | .0 | .0 | .0 | .0 | .0 | .0 | .0 | .0 | .0 | .0 | .0 | .0 | .0 | .0 | .0 | .0 |
| **14m/s** | .0 | .0 | .0 | .0 | .0 | .0 | .0 | .0 | .0 | .0 | .0 | .0 | .0 | .0 | .0 | .0 | .0 |
| **16m/s** | .0 | .0 | .0 | .0 | .0 | .0 | .0 | .0 | .0 | .0 | .0 | .0 | .0 | .0 | .0 | .0 | .0 |
| **18m/s** | .0 | .0 | .0 | .0 | .0 | .0 | .0 | .0 | .0 | .0 | .0 | .0 | .0 | .0 | .0 | .0 | .0 |
| **20m/s** | .0 | .0 | .0 | .0 | .0 | .0 | .0 | .0 | .0 | .0 | .0 | .0 | .0 | .0 | .0 | .0 | .0 |
| **25m/s** | .0 | .0 | .0 | .0 | .0 | .0 | .0 | .0 | .0 | .0 | .0 | .0 | .0 | .0 | .0 | .0 | .0 |
| **30m/s** | .0 | .0 | .0 | .0 | .0 | .0 | .0 | .0 | .0 | .0 | .0 | .0 | .0 | .0 | .0 | .0 | .0 |
| **35m/s** | .0 | .0 | .0 | .0 | .0 | .0 | .0 | .0 | .0 | .0 | .0 | .0 | .0 | .0 | .0 | .0 | .0 |
| **40m/s** | .0 | .0 | .0 | .0 | .0 | .0 | .0 | .0 | .0 | .0 | .0 | .0 | .0 | .0 | .0 | .0 | .0 |
| **100m/s** | | | | | | | | | | | | | | | | | |
| 合計 (%) | 7.6 | 5.4 | 4.1 | 3.1 | 3.6 | 2.3 | 2.3 | 6.2 | 3.4 | .8 | 4.0 | 15.3 | 16.1 | 4.2 | 2.6 | 2.4 | 83.4 |

[註**1**]: 風速介於 **.3m/s~ 1.0m/s** 佔 **25.0%** 。主風向 **W** 佔 **16.1%** 。

[註**2**]: 風速平均值 **= 1.9m/s** , 風速最大值 **= 9.9m/s** , 其風向爲 **ENE**。

[註**3**]: 風速小於**5m/s** 佔 **92.7%**; 介於**5~10m/s** 佔 **7.3%** ; 風速大於**10m/s** 佔 **.0%**。

[註**4**]: 風向介於 **N~E** 佔 **17.8%**;**E~S** 佔 **14.6%** ;**S~W** 佔 **29.4%** ;**W~N** 佔 **21.5%**; 靜風佔 **16.6%** 。

[註**5**]: 資料每小時記錄一次 , 合計 **2880**筆 **(100.0%)** , 檔名 : **W444SA20.1HY** 。

# 表6.7.23　歷年 5月 蘇澳港測站2風速及風向聯合分佈百分比 (%) 統計表

**2004年 5月 1日 0時 ~ 2007年 5月31日23時**

| 風向<br>風速 | N | NNE | NE | ENE | E | ESE | SE | SSE | S | SSW | SW | WSW | W | WNW | NW | NNW | 合計<br>(%) |
|---|---|---|---|---|---|---|---|---|---|---|---|---|---|---|---|---|---|
| **.3m/s** | 2.2 | .8 | .7 | 1.1 | 2.2 | .9 | .2 | .6 | .4 | .4 | 3.9 | 7.5 | 4.3 | 1.2 | .7 | .6 | 27.6 |
| **1m/s** | 2.5 | .7 | 1.1 | .8 | 1.5 | 1.0 | .8 | .8 | .6 | .1 | 1.5 | 3.1 | 3.2 | 1.3 | .8 | .6 | 20.6 |
| **2m/s** | 1.3 | .8 | .5 | .4 | .6 | .4 | .9 | 1.8 | .7 | .0 | .8 | 2.0 | 2.1 | .7 | .5 | .4 | 14.1 |
| **3m/s** | .5 | .4 | .3 | .2 | .2 | .2 | .6 | 1.4 | .5 | .0 | .4 | .4 | .7 | .6 | .2 | .1 | 6.7 |
| **4m/s** | .2 | .2 | .2 | .1 | .1 | .1 | .3 | .5 | .4 | .0 | .1 | .2 | .2 | .1 | .2 | .1 | 2.9 |
| **5m/s** | .1 | .2 | .1 | .0 | .0 | .1 | .3 | .2 | .5 | .0 | .0 | .1 | .0 | .2 | .0 | .0 | 1.8 |
| **6m/s** | .0 | .0 | .1 | .1 | .0 | .0 | .1 | .4 | .2 | .0 | .0 | .0 | .0 | .0 | .0 | .0 | 1.1 |
| **7m/s** | .0 | .0 | .1 | .1 | .0 | .0 | .1 | .6 | .5 | .0 | .0 | .0 | .1 | .0 | .0 | .0 | 1.4 |
| **8m/s** | .0 | .0 | .1 | .0 | .0 | .0 | .1 | .4 | .4 | .1 | .0 | .0 | .0 | .0 | .0 | .0 | 1.1 |
| **10m/s** | .0 | .0 | .0 | .0 | .0 | .0 | .0 | .1 | .0 | .0 | .0 | .0 | .0 | .0 | .0 | .0 | .1 |
| **12m/s** | .0 | .0 | .0 | .0 | .0 | .0 | .0 | .0 | .0 | .0 | .0 | .0 | .0 | .0 | .0 | .0 | .0 |
| **14m/s** | .0 | .0 | .0 | .0 | .0 | .0 | .0 | .0 | .0 | .0 | .0 | .0 | .0 | .0 | .0 | .0 | .0 |
| **16m/s** | .0 | .0 | .0 | .0 | .0 | .0 | .0 | .0 | .0 | .0 | .0 | .0 | .0 | .0 | .0 | .0 | .0 |
| **18m/s** | .0 | .0 | .0 | .0 | .0 | .0 | .0 | .0 | .0 | .0 | .0 | .0 | .0 | .0 | .0 | .0 | .0 |
| **20m/s** | .0 | .0 | .0 | .0 | .0 | .0 | .0 | .0 | .0 | .0 | .0 | .0 | .0 | .0 | .0 | .0 | .0 |
| **25m/s** | .0 | .0 | .0 | .0 | .0 | .0 | .0 | .0 | .0 | .0 | .0 | .0 | .0 | .0 | .0 | .0 | .0 |
| **30m/s** | .0 | .0 | .0 | .0 | .0 | .0 | .0 | .0 | .0 | .0 | .0 | .0 | .0 | .0 | .0 | .0 | .0 |
| **35m/s** | .0 | .0 | .0 | .0 | .0 | .0 | .0 | .0 | .0 | .0 | .0 | .0 | .0 | .0 | .0 | .0 | .0 |
| **40m/s** | .0 | .0 | .0 | .0 | .0 | .0 | .0 | .0 | .0 | .0 | .0 | .0 | .0 | .0 | .0 | .0 | .0 |
| **100m/s** | | | | | | | | | | | | | | | | | |
| 合計 (%) | 6.8 | 3.0 | 3.2 | 2.9 | 4.6 | 2.8 | 3.4 | 6.7 | 4.2 | .7 | 6.7 | 13.4 | 10.7 | 4.1 | 2.4 | 1.8 | 77.3 |

[註**1**]: 風速介於 **.3m/s~ 1.0m/s** 佔 **27.6%** 。主風向 **WSW** 佔 **13.4%** 。

[註**2**]: 風速平均值 **= 1.6m/s** , 風速最大值 **= 14.4m/s** , 其風向爲 **S** 。

[註**3**]: 風速小於**5m/s** 佔 **94.5%**; 介於**5~10m/s** 佔 **5.4%** ; 風速大於**10m/s** 佔 **.1%**。

[註**4**]: 風向介於 **N~E** 佔 **14.7%**;**E~S** 佔 **17.2%** ;**S~W** 佔 **28.5%** ;**W~N** 佔 **17.0%**; 靜風佔 **22.7%** 。

[註**5**]: 資料每小時記錄一次 , 合計 **2976**筆 **(100.0%)** , 檔名 : **W445SA20.1HY** 。

# 表6.7.24　歷年 6月 蘇澳港測站2風速及風向聯合分佈百分比 (%) 統計表

**2003年 6月18日17時 ~ 2007年 6月30日23時**

| 風向<br>風速 | N | NNE | NE | ENE | E | ESE | SE | SSE | S | SSW | SW | WSW | W | WNW | NW | NNW | 合計<br>(%) |
|---|---|---|---|---|---|---|---|---|---|---|---|---|---|---|---|---|---|
| **.3m/s** | 2.5 | 1.1 | 1.2 | 1.3 | 1.7 | .8 | .4 | .2 | .2 | .7 | 3.8 | 5.0 | 3.6 | 1.0 | .7 | .9 | 25.1 |
| **1m/s** | 1.7 | 1.0 | 1.1 | .9 | 1.4 | 1.0 | .7 | .6 | .7 | .5 | 1.2 | 3.3 | 1.7 | .9 | .6 | .5 | 17.8 |
| **2m/s** | 1.0 | .6 | .9 | .4 | .9 | .7 | 1.1 | 1.7 | 1.5 | .5 | 1.0 | 2.5 | 1.2 | .5 | .2 | .0 | 14.6 |
| **3m/s** | .7 | .5 | .3 | .3 | .3 | .7 | 1.2 | 2.0 | 1.4 | .2 | .3 | .6 | .6 | .2 | .1 | .3 | 9.8 |
| **4m/s** | .2 | .3 | .2 | .0 | .2 | .3 | .5 | 1.5 | .8 | .2 | .0 | .1 | .2 | .2 | .0 | .2 | 4.9 |
| **5m/s** | .1 | .2 | .2 | .1 | .1 | .1 | .2 | .4 | .6 | .0 | .0 | .2 | .1 | .1 | .0 | .1 | 2.3 |
| **6m/s** | .0 | .0 | .0 | .0 | .0 | .0 | .2 | .4 | .3 | .1 | .0 | .1 | .1 | .1 | .0 | .0 | 1.3 |
| **7m/s** | .0 | .0 | .0 | .0 | .0 | .0 | .3 | .7 | .2 | .0 | .0 | .1 | .1 | .0 | .0 | .0 | 1.5 |
| **8m/s** | .0 | .0 | .1 | .0 | .0 | .0 | .1 | .9 | .3 | .0 | .0 | .0 | .0 | .0 | .0 | .0 | 1.3 |
| **10m/s** | .0 | .0 | .0 | .0 | .0 | .0 | .0 | .1 | .0 | .0 | .0 | .0 | .0 | .0 | .0 | .0 | .1 |
| **12m/s** | .0 | .0 | .0 | .0 | .0 | .0 | .0 | .0 | .0 | .0 | .0 | .0 | .0 | .0 | .0 | .0 | .0 |
| **14m/s** | .0 | .0 | .0 | .0 | .0 | .0 | .0 | .0 | .0 | .0 | .0 | .0 | .0 | .0 | .0 | .0 | .0 |
| **16m/s** | .0 | .0 | .0 | .0 | .0 | .0 | .0 | .0 | .0 | .0 | .0 | .0 | .0 | .0 | .0 | .0 | .0 |
| **18m/s** | .0 | .0 | .0 | .0 | .0 | .0 | .0 | .0 | .0 | .0 | .0 | .0 | .0 | .0 | .0 | .0 | .0 |
| **20m/s** | .0 | .0 | .0 | .0 | .0 | .0 | .0 | .0 | .0 | .0 | .0 | .0 | .0 | .0 | .0 | .0 | .0 |
| **25m/s** | .0 | .0 | .0 | .0 | .0 | .0 | .0 | .0 | .0 | .0 | .0 | .0 | .0 | .0 | .0 | .0 | .0 |
| **30m/s** | .0 | .0 | .0 | .0 | .0 | .0 | .0 | .0 | .0 | .0 | .0 | .0 | .0 | .0 | .0 | .0 | .0 |
| **35m/s** | .0 | .0 | .0 | .0 | .0 | .0 | .0 | .0 | .0 | .0 | .0 | .0 | .0 | .0 | .0 | .0 | .0 |
| **40m/s** | .0 | .0 | .0 | .0 | .0 | .0 | .0 | .0 | .0 | .0 | .0 | .0 | .0 | .0 | .0 | .0 | .0 |
| **100m/s** | | | | | | | | | | | | | | | | | |
| 合計 (%) | 6.2 | 3.7 | 3.9 | 3.0 | 4.7 | 3.6 | 4.6 | 8.5 | 6.0 | 2.2 | 6.5 | 11.9 | 7.5 | 3.0 | 1.7 | 2.1 | 78.8 |

[註**1**]: 風速介於 **.3m/s~ 1.0m/s** 佔 **25.1%** 。主風向 **WSW** 佔 **11.9%** 。

[註**2**]: 風速平均值 **= 1.8m/s** , 風速最大值 **= 10.4m/s** , 其風向爲 **SSE**。

[註**3**]: 風速小於**5m/s** 佔 **93.5%**; 介於**5~10m/s** 佔 **6.5%** ; 風速大於**10m/s** 佔 **.1%**。

[註**4**]: 風向介於 **N~E** 佔 **16.1%**;**E~S** 佔 **22.6%** ;**S~W** 佔 **26.7%** ;**W~N** 佔 **13.5%**; 靜風佔 **21.2%** 。

[註**5**]: 資料每小時記錄一次 , 合計 **3175**筆 ( **88.2%**) , 檔名 : **W446SA20.1HY** 。

# 表6.7.25　歷年 7月 蘇澳港測站2風速及風向聯合分佈百分比 (%) 統計表

**2003年 7月 1日 0時 ~ 2007年 7月31日23時**

| 風向<br>風速 | N | NNE | NE | ENE | E | ESE | SE | SSE | S | SSW | SW | WSW | W | WNW | NW | NNW | 合計<br>(%) |
|---|---|---|---|---|---|---|---|---|---|---|---|---|---|---|---|---|---|
| **.3m/s** | 1.5 | .7 | .4 | 1.0 | 2.8 | .8 | .2 | .4 | .7 | .6 | 2.6 | 4.4 | 1.6 | .6 | .3 | .2 | 18.9 |
| **1m/s** | 1.4 | .5 | .4 | .8 | 2.0 | 1.2 | .6 | .8 | .7 | .5 | 1.6 | 2.8 | 1.8 | .7 | .3 | .1 | 16.0 |
| **2m/s** | .8 | .3 | .2 | .2 | 1.3 | 1.1 | 1.0 | 1.9 | 1.4 | .4 | .9 | 1.5 | 1.1 | .4 | .2 | .2 | 13.1 |
| **3m/s** | .4 | .2 | .2 | .1 | .4 | .5 | 1.6 | 3.9 | 1.8 | .3 | .3 | .3 | .4 | .1 | .1 | .1 | 10.7 |
| **4m/s** | .3 | .0 | .1 | .0 | .2 | .3 | .7 | 3.1 | 1.3 | .2 | .1 | .2 | .1 | .1 | .1 | .1 | 6.8 |
| **5m/s** | .1 | .0 | .1 | .0 | .1 | .1 | .4 | 1.3 | 1.0 | .1 | .1 | .0 | .1 | .0 | .1 | .0 | 3.6 |
| **6m/s** | .3 | .1 | .0 | .0 | .1 | .1 | .6 | 1.5 | 1.0 | .1 | .1 | .0 | .1 | .0 | .1 | .0 | 3.9 |
| **7m/s** | .1 | .1 | .0 | .0 | .1 | .0 | .5 | 1.9 | 1.1 | .1 | .0 | .0 | .0 | .0 | .0 | .0 | 3.8 |
| **8m/s** | .1 | .1 | .0 | .0 | .0 | .1 | .4 | 3.7 | 1.8 | .1 | .0 | .0 | .0 | .0 | .0 | .0 | 6.2 |
| **10m/s** | .1 | .1 | .0 | .0 | .0 | .0 | .1 | 1.0 | .9 | .0 | .0 | .0 | .0 | .0 | .0 | .0 | 2.2 |
| **12m/s** | .0 | .0 | .0 | .0 | .0 | .0 | .0 | .1 | .1 | .0 | .0 | .0 | .0 | .0 | .0 | .0 | .4 |
| **14m/s** | .0 | .0 | .1 | .0 | .0 | .0 | .0 | .1 | .2 | .0 | .0 | .0 | .0 | .0 | .0 | .0 | .4 |
| **16m/s** | .0 | .0 | .0 | .0 | .0 | .0 | .0 | .0 | .2 | .0 | .0 | .0 | .0 | .0 | .0 | .0 | .3 |
| **18m/s** | .0 | .0 | .1 | .0 | .0 | .0 | .0 | .0 | .1 | .0 | .0 | .0 | .0 | .0 | .0 | .0 | .2 |
| **20m/s** | .0 | .0 | .0 | .0 | .0 | .0 | .0 | .0 | .2 | .0 | .0 | .0 | .0 | .0 | .0 | .0 | .2 |
| **25m/s** | .0 | .0 | .0 | .0 | .0 | .0 | .0 | .0 | .0 | .0 | .0 | .0 | .0 | .0 | .0 | .0 | .0 |
| **30m/s** | .0 | .0 | .0 | .0 | .0 | .0 | .0 | .0 | .0 | .0 | .0 | .0 | .0 | .0 | .0 | .0 | .0 |
| **35m/s** | .0 | .0 | .0 | .0 | .0 | .0 | .0 | .0 | .0 | .0 | .0 | .0 | .0 | .0 | .0 | .0 | .0 |
| **40m/s** | .0 | .0 | .0 | .0 | .0 | .0 | .0 | .0 | .0 | .0 | .0 | .0 | .0 | .0 | .0 | .0 | .0 |
| **100m/s** | | | | | | | | | | | | | | | | | |
| 合計 (%) | 5.1 | 2.0 | 1.6 | 2.2 | 7.1 | 4.2 | 6.1 | 19.9 | 12.5 | 2.3 | 5.6 | 9.2 | 5.2 | 1.9 | 1.1 | .6 | 86.6 |

[註**1**]: 風速介於 **.3m/s~ 1.0m/s** 佔 **18.9%** 。主風向 **SSE** 佔 **19.9%** 。

[註**2**]: 風速平均值 **= 3.1m/s** , 風速最大值 **= 24.0m/s** , 其風向爲 **S** 。

[註**3**]: 風速小於**5m/s** 佔 **78.9%**; 介於**5~10m/s** 佔 **17.4%** ; 風速大於**10m/s** 佔 **3.7%**。

[註**4**]: 風向介於 **N~E** 佔 **11.7%**;**E~S** 佔 **39.7%** ;**S~W** 佔 **25.9%** ;**W~N** 佔 **9.3%**; 靜風佔 **13.4%** 。

[註**5**]: 資料每小時記錄一次 , 合計 **3720**筆 **(100.0%)** , 檔名 : **W447SA20.1HY** 。

# 表6.7.26　歷年 8月 蘇澳港測站2風速及風向聯合分佈百分比 (%) 統計表

**2003年 8月 1日 0時 ~ 2007年 8月31日23時**

| 風向<br>風速 | N | NNE | NE | ENE | E | ESE | SE | SSE | S | SSW | SW | WSW | W | WNW | NW | NNW | 合計<br>(%) |
|---|---|---|---|---|---|---|---|---|---|---|---|---|---|---|---|---|---|
| **.3m/s** | 1.3 | .6 | .4 | .9 | 2.3 | .8 | .3 | .2 | .4 | .3 | 2.5 | 5.6 | 3.0 | .5 | .3 | .3 | 19.6 |
| **1m/s** | 1.2 | .4 | .5 | .5 | 1.5 | 1.4 | 1.2 | 1.3 | .9 | .4 | 1.6 | 3.5 | 2.6 | 1.0 | .3 | .2 | 18.7 |
| **2m/s** | .8 | .4 | .2 | .5 | 1.2 | .7 | 1.5 | 3.1 | 1.0 | .1 | 1.2 | 2.3 | 1.3 | .5 | .2 | .2 | 15.3 |
| **3m/s** | .7 | .2 | .3 | .4 | .5 | .6 | 1.0 | 4.1 | 1.5 | .1 | .2 | .4 | .4 | .5 | .2 | .2 | 11.2 |
| **4m/s** | .1 | .1 | .1 | .1 | .2 | .3 | .6 | 2.1 | 1.0 | .1 | .1 | .1 | .4 | .2 | .1 | .0 | 5.7 |
| **5m/s** | .1 | .0 | .0 | .0 | .0 | .3 | .4 | 1.6 | .8 | .0 | .1 | .2 | .5 | .1 | .2 | .1 | 4.5 |
| **6m/s** | .1 | .1 | .0 | .1 | .0 | .1 | .3 | 1.6 | .8 | .0 | .0 | .2 | .2 | .2 | .0 | .0 | 3.7 |
| **7m/s** | .0 | .0 | .0 | .1 | .0 | .0 | .2 | 1.3 | .4 | .0 | .0 | .1 | .3 | .1 | .0 | .0 | 2.5 |
| **8m/s** | .0 | .0 | .0 | .2 | .1 | .0 | .2 | 1.3 | .7 | .1 | .1 | .2 | .3 | .2 | .1 | .0 | 3.4 |
| **10m/s** | .0 | .0 | .0 | .0 | .1 | .0 | .0 | .3 | .6 | .0 | .0 | .2 | .2 | .1 | .0 | .0 | 1.4 |
| **12m/s** | .0 | .0 | .0 | .0 | .0 | .0 | .0 | .1 | .3 | .0 | .0 | .0 | .2 | .0 | .0 | .0 | .7 |
| **14m/s** | .0 | .0 | .0 | .0 | .0 | .1 | .0 | .0 | .1 | .0 | .0 | .1 | .0 | .0 | .0 | .0 | .3 |
| **16m/s** | .0 | .0 | .0 | .0 | .0 | .1 | .0 | .0 | .0 | .0 | .0 | .0 | .0 | .0 | .0 | .0 | .2 |
| **18m/s** | .0 | .0 | .0 | .0 | .0 | .0 | .0 | .0 | .0 | .0 | .0 | .0 | .0 | .0 | .0 | .0 | .2 |
| **20m/s** | .0 | .0 | .0 | .0 | .0 | .0 | .0 | .0 | .0 | .0 | .0 | .0 | .0 | .0 | .0 | .0 | .0 |
| **25m/s** | .0 | .0 | .0 | .0 | .0 | .0 | .0 | .0 | .0 | .0 | .0 | .0 | .0 | .0 | .0 | .0 | .0 |
| **30m/s** | .0 | .0 | .0 | .0 | .0 | .0 | .0 | .0 | .0 | .0 | .0 | .0 | .0 | .0 | .0 | .0 | .0 |
| **35m/s** | .0 | .0 | .0 | .0 | .0 | .0 | .0 | .0 | .0 | .0 | .0 | .0 | .0 | .0 | .0 | .0 | .0 |
| **40m/s** | .0 | .0 | .0 | .0 | .0 | .0 | .0 | .0 | .0 | .0 | .0 | .0 | .0 | .0 | .0 | .0 | .0 |
| **100m/s** | | | | | | | | | | | | | | | | | |
| 合計 (%) | 4.4 | 1.9 | 1.7 | 2.8 | 5.9 | 4.3 | 5.8 | 17.0 | 8.5 | 1.2 | 5.8 | 12.8 | 9.4 | 3.3 | 1.4 | 1.1 | 87.3 |

[註**1**]: 風速介於 **.3m/s~ 1.0m/s** 佔 **19.6%** 。主風向 **SSE** 佔 **17.0%** 。

[註**2**]: 風速平均值 **= 2.8m/s** , 風速最大值 **= 19.8m/s** , 其風向爲 **NE** 。

[註**3**]: 風速小於**5m/s** 佔 **83.2%**; 介於**5~10m/s** 佔 **14.1%** ; 風速大於**10m/s** 佔 **2.7%**。

[註**4**]: 風向介於 **N~E** 佔 **11.6%**;**E~S** 佔 **34.8%** ;**S~W** 佔 **28.0%** ;**W~N** 佔 **13.0%**; 靜風佔 **12.7%** 。

[註**5**]: 資料每小時記錄一次 , 合計 **3720**筆 **(100.0%)** , 檔名 : **W448SA20.1HY** 。

# 表6.7.27　歷年 9月 蘇澳港測站2風速及風向聯合分佈百分比 (%) 統計表

**2003年 9月 1日 0時 ~ 2007年 9月30日23時**

| 風向<br>風速 | N | NNE | NE | ENE | E | ESE | SE | SSE | S | SSW | SW | WSW | W | WNW | NW | NNW | 合計<br>(%) |
|---|---|---|---|---|---|---|---|---|---|---|---|---|---|---|---|---|---|
| **.3m/s** | 1.4 | .4 | .6 | .9 | 1.4 | .6 | .4 | .2 | .7 | .3 | 1.8 | 6.3 | 4.0 | 1.1 | .4 | .2 | 20.5 |
| **1m/s** | 1.8 | 1.0 | 1.2 | 1.2 | 1.1 | 1.2 | 1.1 | 1.5 | 1.4 | .2 | .7 | 4.4 | 4.7 | 1.3 | .9 | .6 | 24.3 |
| **2m/s** | .5 | .7 | .9 | 1.1 | 1.1 | .8 | .8 | 1.8 | .9 | .2 | .4 | 2.7 | 2.4 | .9 | .7 | .3 | 15.9 |
| **3m/s** | .6 | .4 | .8 | .6 | .5 | .4 | .8 | 1.8 | 1.3 | .1 | .3 | .9 | 1.7 | .9 | .1 | .2 | 11.4 |
| **4m/s** | .3 | .4 | .4 | .4 | .2 | .2 | .4 | 1.0 | .9 | .1 | .3 | .6 | 1.7 | .6 | .3 | .1 | 7.9 |
| **5m/s** | .1 | .1 | .3 | .1 | .1 | .0 | .2 | .9 | .7 | .1 | .1 | .3 | .9 | .6 | .2 | .0 | 4.6 |
| **6m/s** | .0 | .1 | .1 | .1 | .1 | .0 | .1 | 1.1 | .6 | .1 | .1 | .1 | .5 | .1 | .0 | .1 | 3.2 |
| **7m/s** | .0 | .1 | .0 | .0 | .0 | .0 | .1 | .5 | .3 | .1 | .1 | .1 | .3 | .2 | .1 | .0 | 1.7 |
| **8m/s** | .0 | .0 | .1 | .1 | .0 | .1 | .0 | .3 | .5 | .0 | .0 | .0 | .0 | .1 | .0 | .0 | 1.2 |
| **10m/s** | .0 | .0 | .0 | .0 | .1 | .0 | .1 | .0 | .3 | .0 | .0 | .0 | .0 | .0 | .0 | .0 | .4 |
| **12m/s** | .0 | .0 | .0 | .0 | .0 | .0 | .1 | .0 | .1 | .0 | .0 | .0 | .0 | .0 | .0 | .0 | .2 |
| **14m/s** | .0 | .0 | .0 | .0 | .0 | .0 | .1 | .1 | .1 | .0 | .0 | .0 | .0 | .0 | .0 | .0 | .3 |
| **16m/s** | .0 | .0 | .0 | .0 | .0 | .0 | .0 | .0 | .1 | .0 | .0 | .0 | .0 | .0 | .0 | .0 | .1 |
| **18m/s** | .0 | .0 | .0 | .0 | .0 | .0 | .0 | .0 | .1 | .0 | .0 | .0 | .0 | .0 | .0 | .0 | .1 |
| **20m/s** | .0 | .0 | .0 | .0 | .0 | .0 | .0 | .0 | .1 | .0 | .0 | .0 | .0 | .0 | .0 | .0 | .1 |
| **25m/s** | .0 | .0 | .0 | .0 | .0 | .0 | .0 | .0 | .0 | .0 | .0 | .0 | .0 | .0 | .0 | .0 | .0 |
| **30m/s** | .0 | .0 | .0 | .0 | .0 | .0 | .0 | .0 | .0 | .0 | .0 | .0 | .0 | .0 | .0 | .0 | .0 |
| **35m/s** | .0 | .0 | .0 | .0 | .0 | .0 | .0 | .0 | .0 | .0 | .0 | .0 | .0 | .0 | .0 | .0 | .0 |
| **40m/s** | .0 | .0 | .0 | .0 | .0 | .0 | .0 | .0 | .0 | .0 | .0 | .0 | .0 | .0 | .0 | .0 | .0 |
| **100m/s** | | | | | | | | | | | | | | | | | |
| 合計 (%) | 4.7 | 3.2 | 4.4 | 4.4 | 4.6 | 3.3 | 4.0 | 9.2 | 7.7 | 1.1 | 3.6 | 15.4 | 16.3 | 5.7 | 2.7 | 1.6 | 91.9 |

[註**1**]: 風速介於 **1.0m/s~ 2.0m/s** 佔 **24.3%** 。主風向 **W** 佔 **16.3%** 。

[註**2**]: 風速平均值 **= 2.5m/s** , 風速最大值 **= 22.9m/s** , 其風向爲 **S** 。

[註**3**]: 風速小於**5m/s** 佔 **88.2%**; 介於**5~10m/s** 佔 **10.7%** ; 風速大於**10m/s** 佔 **1.1%**。

[註**4**]: 風向介於 **N~E** 佔 **16.3%**;**E~S** 佔 **23.0%** ;**S~W** 佔 **31.4%** ;**W~N** 佔 **21.3%**; 靜風佔 **8.1%** 。

[註**5**]: 資料每小時記錄一次 , 合計 **3600**筆 **(100.0%)** , 檔名 : **W449SA20.1HY** 。

# 表6.7.28　歷年 10月 蘇澳港測站2風速及風向聯合分佈百分比 (%) 統計表

**2003年10月 1日 0時 ~ 2007年10月31日23時**

| 風向<br>風速 | N | NNE | NE | ENE | E | ESE | SE | SSE | S | SSW | SW | WSW | W | WNW | NW | NNW | 合計<br>(%) |
|---|---|---|---|---|---|---|---|---|---|---|---|---|---|---|---|---|---|
| **.3m/s** | .8 | .4 | .5 | .6 | .7 | .5 | .1 | .3 | .3 | .1 | 1.0 | 5.8 | 2.8 | .7 | .6 | .2 | 15.6 |
| **1m/s** | 1.5 | 1.3 | 1.1 | .7 | .9 | .5 | .3 | .3 | .2 | .1 | .5 | 3.3 | 8.4 | 2.6 | .8 | .7 | 23.1 |
| **2m/s** | 1.3 | .8 | 1.0 | 1.0 | .6 | .2 | .2 | .4 | .3 | .1 | .5 | 3.7 | 7.4 | 1.7 | .7 | .5 | 20.2 |
| **3m/s** | 1.1 | .6 | .8 | 1.3 | .2 | .1 | .1 | .2 | .1 | .1 | .3 | 2.1 | 4.3 | .8 | .5 | .2 | 12.8 |
| **4m/s** | .6 | .6 | .7 | .8 | .2 | .0 | .0 | .1 | .1 | .0 | .1 | .5 | 2.9 | .6 | .2 | .0 | 7.2 |
| **5m/s** | .6 | .3 | .5 | .5 | .3 | .0 | .0 | .0 | .2 | .0 | .1 | .7 | 3.2 | .3 | .2 | .0 | 6.9 |
| **6m/s** | .5 | .2 | .3 | .5 | .2 | .0 | .0 | .1 | .2 | .0 | .0 | .5 | 2.2 | .2 | .1 | .1 | 5.1 |
| **7m/s** | .2 | .2 | .2 | .4 | .2 | .0 | .0 | .0 | .0 | .0 | .0 | .3 | .7 | .1 | .1 | .0 | 2.5 |
| **8m/s** | .2 | .1 | .2 | .2 | .1 | .1 | .0 | .1 | .1 | .0 | .0 | .1 | .3 | .1 | .1 | .0 | 1.6 |
| **10m/s** | .0 | .0 | .0 | .0 | .0 | .0 | .1 | .0 | .0 | .0 | .0 | .1 | .1 | .1 | .0 | .0 | .5 |
| **12m/s** | .0 | .0 | .0 | .0 | .1 | .1 | .0 | .0 | .0 | .0 | .0 | .0 | .0 | .0 | .0 | .0 | .2 |
| **14m/s** | .0 | .0 | .0 | .0 | .0 | .0 | .0 | .0 | .0 | .0 | .0 | .0 | .0 | .0 | .0 | .0 | .1 |
| **16m/s** | .0 | .0 | .0 | .0 | .0 | .0 | .0 | .0 | .0 | .0 | .0 | .0 | .0 | .0 | .0 | .0 | .0 |
| **18m/s** | .0 | .0 | .0 | .0 | .0 | .0 | .0 | .0 | .0 | .0 | .0 | .0 | .0 | .0 | .0 | .0 | .1 |
| **20m/s** | .0 | .0 | .0 | .0 | .0 | .0 | .0 | .0 | .1 | .0 | .0 | .0 | .0 | .0 | .0 | .0 | .2 |
| **25m/s** | .0 | .0 | .1 | .0 | .0 | .0 | .0 | .0 | .0 | .0 | .0 | .0 | .0 | .0 | .0 | .0 | .1 |
| **30m/s** | .0 | .0 | .0 | .0 | .0 | .0 | .0 | .0 | .0 | .0 | .0 | .0 | .0 | .0 | .0 | .0 | .0 |
| **35m/s** | .0 | .0 | .0 | .0 | .0 | .0 | .0 | .0 | .0 | .0 | .0 | .0 | .0 | .0 | .0 | .0 | .0 |
| **40m/s** | .0 | .0 | .0 | .0 | .0 | .0 | .0 | .0 | .0 | .0 | .0 | .0 | .0 | .0 | .0 | .0 | .0 |
| **100m/s** | | | | | | | | | | | | | | | | | |
| 合計 (%) | 6.9 | 4.5 | 5.7 | 6.0 | 3.5 | 1.5 | .8 | 1.5 | 1.5 | .4 | 2.4 | 17.2 | 32.3 | 7.2 | 3.2 | 1.7 | 96.1 |

[註**1**]: 風速介於 **1.0m/s~ 2.0m/s** 佔 **23.1%** 。主風向 **W** 佔 **32.3%** 。

[註**2**]: 風速平均值 **= 2.9m/s** , 風速最大值 **= 30.9m/s** , 其風向爲 **NE** 。

[註**3**]: 風速小於**5m/s** 佔 **82.8%**; 介於**5~10m/s** 佔 **16.1%** ; 風速大於**10m/s** 佔 **1.1%**。

[註**4**]: 風向介於 **N~E** 佔 **21.5%**;**E~S** 佔 **6.8%** ;**S~W** 佔 **37.5%** ;**W~N** 佔 **30.3%**; 靜風佔 **3.9%** 。

[註**5**]: 資料每小時記錄一次 , 合計 **3720**筆 **(100.0%)** , 檔名 : **W44ASA20.1HY** 。

# 表6.7.29　歷年 11月 蘇澳港測站2風速及風向聯合分佈百分比 (%) 統計表

**2003年11月 1日 0時 ~ 2007年11月30日23時**

| 風向<br>風速 | N | NNE | NE | ENE | E | ESE | SE | SSE | S | SSW | SW | WSW | W | WNW | NW | NNW | 合計<br>(%) |
|---|---|---|---|---|---|---|---|---|---|---|---|---|---|---|---|---|---|
| **.3m/s** | .7 | .4 | .2 | .3 | .8 | .6 | .2 | .2 | .7 | .3 | 1.4 | 5.7 | 4.0 | 1.0 | .4 | .9 | 17.8 |
| **1m/s** | 1.1 | .7 | .5 | .4 | .6 | .4 | .3 | .6 | .8 | .3 | 1.1 | 4.2 | 7.9 | 3.2 | .8 | .7 | 23.8 |
| **2m/s** | 1.5 | .6 | .5 | .5 | .7 | .2 | .4 | .6 | .6 | .1 | .8 | 3.8 | 8.6 | 2.4 | .9 | .3 | 22.4 |
| **3m/s** | .8 | .7 | .3 | .6 | .6 | .2 | .3 | .7 | .3 | .1 | .1 | 1.3 | 3.6 | 1.1 | .4 | .2 | 11.3 |
| **4m/s** | .8 | .4 | .1 | .3 | .3 | .2 | .2 | .2 | .1 | .0 | .1 | .3 | 2.3 | .8 | .3 | .0 | 6.5 |
| **5m/s** | .6 | .3 | .3 | .1 | .1 | .0 | .0 | .1 | .1 | .0 | .1 | .4 | 1.9 | .6 | .2 | .2 | 4.7 |
| **6m/s** | .3 | .2 | .1 | .1 | .1 | .0 | .0 | .2 | .1 | .1 | .1 | .1 | .8 | .2 | .1 | .1 | 2.4 |
| **7m/s** | .2 | .1 | .1 | .1 | .1 | .0 | .0 | .0 | .1 | .0 | .0 | .0 | .5 | .1 | .1 | .0 | 1.4 |
| **8m/s** | .0 | .1 | .0 | .1 | .1 | .0 | .0 | .0 | .0 | .0 | .0 | .1 | .4 | .1 | .0 | .1 | .9 |
| **10m/s** | .0 | .0 | .0 | .0 | .0 | .0 | .0 | .0 | .0 | .0 | .0 | .0 | .0 | .0 | .0 | .0 | .0 |
| **12m/s** | .0 | .0 | .0 | .0 | .0 | .0 | .0 | .0 | .0 | .0 | .0 | .0 | .0 | .0 | .0 | .0 | .0 |
| **14m/s** | .0 | .0 | .0 | .0 | .0 | .0 | .0 | .0 | .0 | .0 | .0 | .0 | .0 | .0 | .0 | .0 | .0 |
| **16m/s** | .0 | .0 | .0 | .0 | .0 | .0 | .0 | .0 | .0 | .0 | .0 | .0 | .0 | .0 | .0 | .0 | .0 |
| **18m/s** | .0 | .0 | .0 | .0 | .0 | .0 | .0 | .0 | .0 | .0 | .0 | .0 | .0 | .0 | .0 | .0 | .0 |
| **20m/s** | .0 | .0 | .0 | .0 | .0 | .0 | .0 | .0 | .0 | .0 | .0 | .0 | .0 | .0 | .0 | .0 | .0 |
| **25m/s** | .0 | .0 | .0 | .0 | .0 | .0 | .0 | .0 | .0 | .0 | .0 | .0 | .0 | .0 | .0 | .0 | .0 |
| **30m/s** | .0 | .0 | .0 | .0 | .0 | .0 | .0 | .0 | .0 | .0 | .0 | .0 | .0 | .0 | .0 | .0 | .0 |
| **35m/s** | .0 | .0 | .0 | .0 | .0 | .0 | .0 | .0 | .0 | .0 | .0 | .0 | .0 | .0 | .0 | .0 | .0 |
| **40m/s** | .0 | .0 | .0 | .0 | .0 | .0 | .0 | .0 | .0 | .0 | .0 | .0 | .0 | .0 | .0 | .0 | .0 |
| **100m/s** | | | | | | | | | | | | | | | | | |
| 合計 (%) | 6.0 | 3.5 | 2.1 | 2.4 | 3.3 | 1.6 | 1.5 | 2.6 | 2.7 | .9 | 3.7 | 15.9 | 29.9 | 9.5 | 3.1 | 2.5 | 91.3 |

[註**1**]: 風速介於 **1.0m/s~ 2.0m/s** 佔 **23.8%** 。主風向 **W** 佔 **29.9%** 。

[註**2**]: 風速平均值 **= 2.3m/s** , 風速最大值 **= 9.8m/s** , 其風向爲 **ENE**。

[註**3**]: 風速小於**5m/s** 佔 **90.6%**; 介於**5~10m/s** 佔 **9.4%** ; 風速大於**10m/s** 佔 **.0%**。

[註**4**]: 風向介於 **N~E** 佔 **12.4%**;**E~S** 佔 **9.4%** ;**S~W** 佔 **36.8%** ;**W~N** 佔 **32.6%**; 靜風佔 **8.8%** 。

[註**5**]: 資料每小時記錄一次 , 合計 **3600**筆 **(100.0%)** , 檔名 : **W44BSA20.1HY** 。

# 表6.7.30　歷年 冬季 蘇澳港測站2風速及風向聯合分佈百分比 (%) 統計表

**2003年12月 1日 1時 ~ 2007年 2月28日23時**

| 風向<br>風速 | N | NNE | NE | ENE | E | ESE | SE | SSE | S | SSW | SW | WSW | W | WNW | NW | NNW | 合計<br>(%) |
|---|---|---|---|---|---|---|---|---|---|---|---|---|---|---|---|---|---|
| **.3m/s** | .9 | .5 | .3 | .4 | .8 | .4 | .3 | .1 | .2 | .2 | 1.2 | 6.0 | 4.4 | 1.4 | .7 | .3 | 17.9 |
| **1m/s** | 1.5 | .9 | .6 | .4 | .5 | .5 | .5 | .3 | .6 | .2 | .8 | 3.8 | 6.5 | 2.8 | 1.3 | .5 | 21.9 |
| **2m/s** | 2.2 | 1.2 | .8 | .5 | .3 | .3 | .5 | .8 | .5 | .1 | .9 | 3.8 | 7.2 | 1.8 | 1.0 | .3 | 22.1 |
| **3m/s** | 1.3 | .9 | .7 | .6 | .3 | .3 | .4 | .4 | .4 | .2 | .2 | 1.5 | 3.3 | 1.2 | .6 | .2 | 12.4 |
| **4m/s** | .6 | .5 | .3 | .3 | .1 | .1 | .0 | .2 | .2 | .1 | .2 | .5 | 2.1 | .8 | .3 | .1 | 6.5 |
| **5m/s** | .4 | .3 | .2 | .2 | .1 | .1 | .1 | .2 | .1 | .0 | .0 | .5 | 2.1 | .4 | .2 | .1 | 5.0 |
| **6m/s** | .4 | .2 | .2 | .1 | .0 | .0 | .0 | .2 | .1 | .0 | .1 | .3 | 1.1 | .2 | .1 | .0 | 3.1 |
| **7m/s** | .2 | .2 | .1 | .1 | .0 | .0 | .0 | .1 | .0 | .0 | .0 | .2 | .7 | .1 | .0 | .0 | 1.9 |
| **8m/s** | .2 | .2 | .1 | .1 | .0 | .0 | .0 | .1 | .1 | .0 | .0 | .1 | .2 | .1 | .1 | .0 | 1.4 |
| **10m/s** | .0 | .0 | .0 | .1 | .0 | .0 | .0 | .0 | .0 | .0 | .0 | .0 | .0 | .0 | .0 | .0 | .3 |
| **12m/s** | .0 | .0 | .0 | .0 | .0 | .0 | .0 | .0 | .0 | .0 | .0 | .0 | .0 | .0 | .0 | .0 | .0 |
| **14m/s** | .0 | .0 | .0 | .0 | .0 | .0 | .0 | .0 | .0 | .0 | .0 | .0 | .0 | .0 | .0 | .0 | .0 |
| **16m/s** | .0 | .0 | .0 | .0 | .0 | .0 | .0 | .0 | .0 | .0 | .0 | .0 | .0 | .0 | .0 | .0 | .0 |
| **18m/s** | .0 | .0 | .0 | .0 | .0 | .0 | .0 | .0 | .0 | .0 | .0 | .0 | .0 | .0 | .0 | .0 | .0 |
| **20m/s** | .0 | .0 | .0 | .0 | .0 | .0 | .0 | .0 | .0 | .0 | .0 | .0 | .0 | .0 | .0 | .0 | .0 |
| **25m/s** | .0 | .0 | .0 | .0 | .0 | .0 | .0 | .0 | .0 | .0 | .0 | .0 | .0 | .0 | .0 | .0 | .0 |
| **30m/s** | .0 | .0 | .0 | .0 | .0 | .0 | .0 | .0 | .0 | .0 | .0 | .0 | .0 | .0 | .0 | .0 | .0 |
| **35m/s** | .0 | .0 | .0 | .0 | .0 | .0 | .0 | .0 | .0 | .0 | .0 | .0 | .0 | .0 | .0 | .0 | .0 |
| **40m/s** | .0 | .0 | .0 | .0 | .0 | .0 | .0 | .0 | .0 | .0 | .0 | .0 | .0 | .0 | .0 | .0 | .0 |
| **100m/s** | | | | | | | | | | | | | | | | | |
| 合計 (%) | 7.7 | 4.7 | 3.3 | 2.9 | 2.2 | 1.7 | 1.9 | 2.5 | 2.4 | .7 | 3.3 | 16.7 | 27.7 | 8.8 | 4.3 | 1.6 | 92.4 |

[註**1**]: 風速介於 **2.0m/s~ 3.0m/s** 佔 **22.1%** 。主風向 **W** 佔 **27.7%** 。

[註**2**]: 風速平均值 **= 2.5m/s** , 風速最大值 **= 12.6m/s** , 其風向爲 **SSW**。

[註**3**]: 風速小於**5m/s** 佔 **88.3%**; 介於**5~10m/s** 佔 **11.4%** ; 風速大於**10m/s** 佔 **.3%**。

[註**4**]: 風向介於 **N~E** 佔 **15.9%**;**E~S** 佔 **8.4%** ;**S~W** 佔 **36.0%** ;**W~N** 佔 **32.2%**; 靜風佔 **7.6%** 。

[註**5**]: 資料每小時記錄一次 , 合計 **8658**筆 ( **99.9%**) , 檔名 : **W44WSA20.1HY** 。

# 表6.7.31　歷年 春季 蘇澳港測站2風速及風向聯合分佈百分比 (%) 統計表

**2004年 3月 1日 0時 ~ 2007年 5月31日23時**

| 風向<br>風速 | N | NNE | NE | ENE | E | ESE | SE | SSE | S | SSW | SW | WSW | W | WNW | NW | NNW | 合計<br>(%) |
|---|---|---|---|---|---|---|---|---|---|---|---|---|---|---|---|---|---|
| **.3m/s** | 1.5 | .7 | .5 | .9 | 1.7 | .5 | .2 | .3 | .4 | .4 | 2.7 | 7.6 | 4.7 | 1.2 | .7 | .6 | 24.6 |
| **1m/s** | 2.1 | .8 | .8 | .7 | .9 | .7 | .7 | .7 | 1.0 | .2 | 1.0 | 3.1 | 4.2 | 1.7 | 1.0 | .6 | 20.1 |
| **2m/s** | 1.7 | 1.1 | .9 | .4 | .5 | .4 | .6 | 1.6 | .7 | .1 | .5 | 2.3 | 3.9 | 1.1 | .5 | .5 | 16.8 |
| **3m/s** | 1.1 | .8 | .5 | .4 | .2 | .2 | .4 | 1.5 | .6 | .1 | .2 | .5 | 1.7 | .7 | .3 | .2 | 9.3 |
| **4m/s** | .6 | .4 | .3 | .2 | .1 | .1 | .2 | .5 | .5 | .0 | .1 | .2 | 1.0 | .4 | .2 | .0 | 4.7 |
| **5m/s** | .5 | .3 | .2 | .2 | .0 | .1 | .2 | .3 | .3 | .0 | .0 | .1 | .5 | .1 | .1 | .0 | 3.1 |
| **6m/s** | .3 | .2 | .2 | .1 | .0 | .0 | .1 | .4 | .2 | .0 | .0 | .0 | .2 | .1 | .0 | .0 | 1.9 |
| **7m/s** | .1 | .1 | .2 | .1 | .0 | .0 | .1 | .5 | .2 | .0 | .0 | .0 | .1 | .0 | .0 | .0 | 1.5 |
| **8m/s** | .0 | .1 | .1 | .1 | .0 | .0 | .1 | .4 | .2 | .0 | .0 | .0 | .0 | .0 | .0 | .0 | 1.1 |
| **10m/s** | .0 | .0 | .0 | .0 | .0 | .0 | .0 | .0 | .0 | .0 | .0 | .0 | .0 | .0 | .0 | .0 | .1 |
| **12m/s** | .0 | .0 | .0 | .0 | .0 | .0 | .0 | .0 | .0 | .0 | .0 | .0 | .0 | .0 | .0 | .0 | .0 |
| **14m/s** | .0 | .0 | .0 | .0 | .0 | .0 | .0 | .0 | .0 | .0 | .0 | .0 | .0 | .0 | .0 | .0 | .0 |
| **16m/s** | .0 | .0 | .0 | .0 | .0 | .0 | .0 | .0 | .0 | .0 | .0 | .0 | .0 | .0 | .0 | .0 | .0 |
| **18m/s** | .0 | .0 | .0 | .0 | .0 | .0 | .0 | .0 | .0 | .0 | .0 | .0 | .0 | .0 | .0 | .0 | .0 |
| **20m/s** | .0 | .0 | .0 | .0 | .0 | .0 | .0 | .0 | .0 | .0 | .0 | .0 | .0 | .0 | .0 | .0 | .0 |
| **25m/s** | .0 | .0 | .0 | .0 | .0 | .0 | .0 | .0 | .0 | .0 | .0 | .0 | .0 | .0 | .0 | .0 | .0 |
| **30m/s** | .0 | .0 | .0 | .0 | .0 | .0 | .0 | .0 | .0 | .0 | .0 | .0 | .0 | .0 | .0 | .0 | .0 |
| **35m/s** | .0 | .0 | .0 | .0 | .0 | .0 | .0 | .0 | .0 | .0 | .0 | .0 | .0 | .0 | .0 | .0 | .0 |
| **40m/s** | .0 | .0 | .0 | .0 | .0 | .0 | .0 | .0 | .0 | .0 | .0 | .0 | .0 | .0 | .0 | .0 | .0 |
| **100m/s** | | | | | | | | | | | | | | | | | |
| 合計 (%) | 7.7 | 4.6 | 3.8 | 3.1 | 3.5 | 2.0 | 2.5 | 6.2 | 4.1 | .8 | 4.5 | 13.9 | 16.4 | 5.3 | 2.8 | 2.1 | 83.3 |

[註**1**]: 風速介於 **.3m/s~ 1.0m/s** 佔 **24.6%** 。主風向 **W** 佔 **16.4%** 。

[註**2**]: 風速平均值 **= 1.9m/s** , 風速最大值 **= 14.4m/s** , 其風向爲 **S** 。

[註**3**]: 風速小於**5m/s** 佔 **92.3%**; 介於**5~10m/s** 佔 **7.6%** ; 風速大於**10m/s** 佔 **.1%**。

[註**4**]: 風向介於 **N~E** 佔 **16.8%**;**E~S** 佔 **14.4%** ;**S~W** 佔 **29.6%** ;**W~N** 佔 **22.4%**; 靜風佔 **16.7%** 。

[註**5**]: 資料每小時記錄一次 , 合計 **8832**筆 **(100.0%)** , 檔名 : **W44NSA20.1HY** 。

# 表6.7.32　歷年 夏季 蘇澳港測站2風速及風向聯合分佈百分比 (%) 統計表

**2003年 6月18日17時 ~ 2007年 8月31日23時**

| 風向<br>風速 | N | NNE | NE | ENE | E | ESE | SE | SSE | S | SSW | SW | WSW | W | WNW | NW | NNW | 合計<br>(%) |
|---|---|---|---|---|---|---|---|---|---|---|---|---|---|---|---|---|---|
| **.3m/s** | 1.7 | .8 | .6 | 1.1 | 2.3 | .8 | .3 | .3 | .4 | .6 | 2.9 | 5.0 | 2.7 | .7 | .4 | .5 | 21.0 |
| **1m/s** | 1.4 | .6 | .6 | .7 | 1.6 | 1.2 | .8 | .9 | .8 | .5 | 1.5 | 3.2 | 2.1 | .9 | .4 | .3 | 17.5 |
| **2m/s** | .8 | .4 | .4 | .4 | 1.2 | .8 | 1.2 | 2.3 | 1.3 | .3 | 1.1 | 2.1 | 1.2 | .5 | .2 | .2 | 14.3 |
| **3m/s** | .6 | .3 | .3 | .3 | .4 | .6 | 1.3 | 3.4 | 1.6 | .2 | .3 | .4 | .5 | .3 | .1 | .2 | 10.6 |
| **4m/s** | .2 | .1 | .1 | .0 | .2 | .3 | .6 | 2.3 | 1.1 | .2 | .1 | .1 | .2 | .1 | .1 | .1 | 5.9 |
| **5m/s** | .1 | .1 | .1 | .0 | .1 | .2 | .3 | 1.2 | .8 | .0 | .1 | .1 | .2 | .1 | .1 | .1 | 3.5 |
| **6m/s** | .1 | .1 | .0 | .0 | .0 | .1 | .4 | 1.2 | .7 | .1 | .0 | .1 | .1 | .1 | .0 | .0 | 3.1 |
| **7m/s** | .0 | .0 | .0 | .0 | .0 | .0 | .3 | 1.3 | .6 | .0 | .0 | .1 | .1 | .0 | .0 | .0 | 2.7 |
| **8m/s** | .0 | .0 | .0 | .1 | .0 | .0 | .2 | 2.0 | 1.0 | .0 | .0 | .1 | .1 | .1 | .0 | .0 | 3.7 |
| **10m/s** | .0 | .0 | .0 | .0 | .0 | .0 | .0 | .5 | .5 | .0 | .0 | .1 | .1 | .0 | .0 | .0 | 1.3 |
| **12m/s** | .0 | .0 | .0 | .0 | .0 | .0 | .0 | .1 | .2 | .0 | .0 | .0 | .1 | .0 | .0 | .0 | .4 |
| **14m/s** | .0 | .0 | .0 | .0 | .0 | .0 | .0 | .0 | .1 | .0 | .0 | .0 | .0 | .0 | .0 | .0 | .3 |
| **16m/s** | .0 | .0 | .0 | .0 | .0 | .0 | .0 | .0 | .1 | .0 | .0 | .0 | .0 | .0 | .0 | .0 | .2 |
| **18m/s** | .0 | .0 | .0 | .0 | .0 | .0 | .0 | .0 | .0 | .0 | .0 | .0 | .0 | .0 | .0 | .0 | .1 |
| **20m/s** | .0 | .0 | .0 | .0 | .0 | .0 | .0 | .0 | .1 | .0 | .0 | .0 | .0 | .0 | .0 | .0 | .1 |
| **25m/s** | .0 | .0 | .0 | .0 | .0 | .0 | .0 | .0 | .0 | .0 | .0 | .0 | .0 | .0 | .0 | .0 | .0 |
| **30m/s** | .0 | .0 | .0 | .0 | .0 | .0 | .0 | .0 | .0 | .0 | .0 | .0 | .0 | .0 | .0 | .0 | .0 |
| **35m/s** | .0 | .0 | .0 | .0 | .0 | .0 | .0 | .0 | .0 | .0 | .0 | .0 | .0 | .0 | .0 | .0 | .0 |
| **40m/s** | .0 | .0 | .0 | .0 | .0 | .0 | .0 | .0 | .0 | .0 | .0 | .0 | .0 | .0 | .0 | .0 | .0 |
| **100m/s** | | | | | | | | | | | | | | | | | |
| 合計 (%) | 5.2 | 2.4 | 2.3 | 2.7 | 6.0 | 4.0 | 5.5 | 15.5 | 9.2 | 1.9 | 5.9 | 11.3 | 7.3 | 2.7 | 1.4 | 1.2 | 84.5 |

[註1]: 風速介於 **.3m/s~ 1.0m/s** 佔 **21.0%** 。主風向 **SSE** 佔 **15.5%** 。

[註2]: 風速平均值 = **2.6m/s** , 風速最大值 = **24.0m/s** , 其風向爲 **S** 。

[註3]: 風速小於**5m/s** 佔 **84.8%**; 介於**5~10m/s** 佔 **13.0%** ; 風速大於**10m/s** 佔 **2.3%**。

[註4]: 風向介於 **N~E** 佔 **13.0%**;**E~S** 佔 **32.8%** ;**S~W** 佔 **26.9%** ;**W~N** 佔 **11.8%**; 靜風佔 **15.5%** 。

[註5]: 資料每小時記錄一次 , 合計 **10615**筆 ( **96.2%**) , 檔名 : **W44SSA20.1HY** 。

# 表6.7.33　歷年 秋季 蘇澳港測站2風速及風向聯合分佈百分比 (%) 統計表

**2003年 9月 1日 0時 ~ 2007年11月30日23時**

| 風向<br>風速 | N | NNE | NE | ENE | E | ESE | SE | SSE | S | SSW | SW | WSW | W | WNW | NW | NNW | 合計<br>(%) |
|---|---|---|---|---|---|---|---|---|---|---|---|---|---|---|---|---|---|
| **.3m/s** | 1.0 | .4 | .4 | .6 | .9 | .5 | .2 | .2 | .5 | .2 | 1.4 | 5.9 | 3.6 | .9 | .5 | .5 | 17.9 |
| **1m/s** | 1.5 | 1.0 | .9 | .8 | .9 | .7 | .6 | .8 | .8 | .2 | .8 | 4.0 | 7.0 | 2.4 | .8 | .7 | 23.7 |
| **2m/s** | 1.1 | .7 | .8 | .9 | .8 | .4 | .5 | .9 | .6 | .1 | .6 | 3.4 | 6.1 | 1.7 | .7 | .4 | 19.5 |
| **3m/s** | .8 | .6 | .7 | .8 | .4 | .2 | .4 | .9 | .5 | .1 | .2 | 1.5 | 3.2 | .9 | .3 | .2 | 11.9 |
| **4m/s** | .5 | .5 | .4 | .5 | .2 | .1 | .2 | .4 | .3 | .0 | .1 | .5 | 2.3 | .7 | .3 | .1 | 7.2 |
| **5m/s** | .4 | .2 | .4 | .2 | .2 | .0 | .1 | .3 | .3 | .0 | .1 | .5 | 2.0 | .5 | .2 | .1 | 5.4 |
| **6m/s** | .3 | .1 | .2 | .2 | .1 | .0 | .0 | .4 | .3 | .1 | .0 | .2 | 1.2 | .2 | .1 | .1 | 3.6 |
| **7m/s** | .1 | .1 | .1 | .2 | .1 | .0 | .0 | .2 | .1 | .0 | .0 | .1 | .5 | .1 | .1 | .0 | 1.9 |
| **8m/s** | .1 | .1 | .1 | .1 | .1 | .0 | .0 | .1 | .2 | .0 | .0 | .0 | .2 | .1 | .0 | .0 | 1.2 |
| **10m/s** | .0 | .0 | .0 | .0 | .0 | .0 | .0 | .0 | .1 | .0 | .0 | .0 | .0 | .0 | .0 | .0 | .3 |
| **12m/s** | .0 | .0 | .0 | .0 | .0 | .0 | .0 | .0 | .0 | .0 | .0 | .0 | .0 | .0 | .0 | .0 | .1 |
| **14m/s** | .0 | .0 | .0 | .0 | .0 | .0 | .0 | .0 | .0 | .0 | .0 | .0 | .0 | .0 | .0 | .0 | .1 |
| **16m/s** | .0 | .0 | .0 | .0 | .0 | .0 | .0 | .0 | .0 | .0 | .0 | .0 | .0 | .0 | .0 | .0 | .0 |
| **18m/s** | .0 | .0 | .0 | .0 | .0 | .0 | .0 | .0 | .0 | .0 | .0 | .0 | .0 | .0 | .0 | .0 | .0 |
| **20m/s** | .0 | .0 | .0 | .0 | .0 | .0 | .0 | .0 | .1 | .0 | .0 | .0 | .0 | .0 | .0 | .0 | .1 |
| **25m/s** | .0 | .0 | .0 | .0 | .0 | .0 | .0 | .0 | .0 | .0 | .0 | .0 | .0 | .0 | .0 | .0 | .0 |
| **30m/s** | .0 | .0 | .0 | .0 | .0 | .0 | .0 | .0 | .0 | .0 | .0 | .0 | .0 | .0 | .0 | .0 | .0 |
| **35m/s** | .0 | .0 | .0 | .0 | .0 | .0 | .0 | .0 | .0 | .0 | .0 | .0 | .0 | .0 | .0 | .0 | .0 |
| **40m/s** | .0 | .0 | .0 | .0 | .0 | .0 | .0 | .0 | .0 | .0 | .0 | .0 | .0 | .0 | .0 | .0 | .0 |
| **100m/s** | | | | | | | | | | | | | | | | | |
| 合計 (%) | 5.9 | 3.7 | 4.1 | 4.3 | 3.8 | 2.1 | 2.1 | 4.4 | 3.9 | .8 | 3.2 | 16.2 | 26.2 | 7.5 | 3.0 | 1.9 | 93.1 |

[註**1**]: 風速介於 **1.0m/s~ 2.0m/s** 佔 **23.7%** 。主風向 **W** 佔 **26.2%** 。

[註**2**]: 風速平均值 **= 2.6m/s** , 風速最大值 **= 30.9m/s** , 其風向爲 **NE** 。

[註**3**]: 風速小於**5m/s** 佔 **87.1%**; 介於**5~10m/s** 佔 **12.1%** ; 風速大於**10m/s** 佔 **.8%**。

[註**4**]: 風向介於 **N~E** 佔 **16.8%**;**E~S** 佔 **13.0%** ;**S~W** 佔 **35.3%** ;**W~N** 佔 **28.0%**; 靜風佔 **6.9%** 。

[註**5**]: 資料每小時記錄一次 , 合計 **10920**筆 **(100.0%)** , 檔名 : **W44FSA20.1HY** 。

# 表6.7.34　歷年 蘇澳港測站2風速及風向聯合分佈百分比 (%) 統計表

**2003年 6月18日17時 ~ 2007年11月30日23時**

| 風向<br>風速 | N | NNE | NE | ENE | E | ESE | SE | SSE | S | SSW | SW | WSW | W | WNW | NW | NNW | 合計<br>(%) |
|---|---|---|---|---|---|---|---|---|---|---|---|---|---|---|---|---|---|
| **.3m/s** | 1.3 | .6 | .5 | .7 | 1.5 | .6 | .3 | .2 | .4 | .3 | 2.1 | 6.1 | 3.8 | 1.0 | .5 | .4 | 20.3 |
| **1m/s** | 1.6 | .8 | .8 | .7 | 1.0 | .8 | .6 | .7 | .8 | .3 | 1.0 | 3.5 | 4.9 | 1.9 | .9 | .5 | 20.8 |
| **2m/s** | 1.4 | .8 | .7 | .5 | .7 | .5 | .7 | 1.4 | .8 | .2 | .8 | 2.9 | 4.5 | 1.3 | .6 | .3 | 18.1 |
| **3m/s** | .9 | .6 | .5 | .5 | .3 | .3 | .6 | 1.6 | .8 | .1 | .2 | 1.0 | 2.2 | .8 | .3 | .2 | 11.1 |
| **4m/s** | .5 | .4 | .3 | .3 | .2 | .2 | .3 | .9 | .5 | .1 | .1 | .3 | 1.4 | .5 | .2 | .1 | 6.1 |
| **5m/s** | .3 | .2 | .2 | .2 | .1 | .1 | .2 | .5 | .4 | .0 | .0 | .3 | 1.2 | .3 | .2 | .1 | 4.3 |
| **6m/s** | .3 | .1 | .1 | .1 | .1 | .0 | .1 | .6 | .3 | .0 | .0 | .2 | .7 | .1 | .0 | .0 | 3.0 |
| **7m/s** | .1 | .1 | .1 | .1 | .0 | .0 | .1 | .6 | .2 | .0 | .0 | .1 | .4 | .1 | .0 | .0 | 2.0 |
| **8m/s** | .1 | .1 | .1 | .1 | .0 | .0 | .1 | .7 | .4 | .0 | .0 | .1 | .1 | .1 | .0 | .0 | 1.9 |
| **10m/s** | .0 | .0 | .0 | .0 | .0 | .0 | .0 | .1 | .2 | .0 | .0 | .0 | .0 | .0 | .0 | .0 | .5 |
| **12m/s** | .0 | .0 | .0 | .0 | .0 | .0 | .0 | .0 | .1 | .0 | .0 | .0 | .0 | .0 | .0 | .0 | .1 |
| **14m/s** | .0 | .0 | .0 | .0 | .0 | .0 | .0 | .0 | .0 | .0 | .0 | .0 | .0 | .0 | .0 | .0 | .1 |
| **16m/s** | .0 | .0 | .0 | .0 | .0 | .0 | .0 | .0 | .0 | .0 | .0 | .0 | .0 | .0 | .0 | .0 | .1 |
| **18m/s** | .0 | .0 | .0 | .0 | .0 | .0 | .0 | .0 | .0 | .0 | .0 | .0 | .0 | .0 | .0 | .0 | .0 |
| **20m/s** | .0 | .0 | .0 | .0 | .0 | .0 | .0 | .0 | .0 | .0 | .0 | .0 | .0 | .0 | .0 | .0 | .1 |
| **25m/s** | .0 | .0 | .0 | .0 | .0 | .0 | .0 | .0 | .0 | .0 | .0 | .0 | .0 | .0 | .0 | .0 | .0 |
| **30m/s** | .0 | .0 | .0 | .0 | .0 | .0 | .0 | .0 | .0 | .0 | .0 | .0 | .0 | .0 | .0 | .0 | .0 |
| **35m/s** | .0 | .0 | .0 | .0 | .0 | .0 | .0 | .0 | .0 | .0 | .0 | .0 | .0 | .0 | .0 | .0 | .0 |
| **40m/s** | .0 | .0 | .0 | .0 | .0 | .0 | .0 | .0 | .0 | .0 | .0 | .0 | .0 | .0 | .0 | .0 | .0 |
| **100m/s** | | | | | | | | | | | | | | | | | |
| 合計 (%) | 6.5 | 3.8 | 3.4 | 3.3 | 4.0 | 2.5 | 3.1 | 7.4 | 5.0 | 1.1 | 4.3 | 14.4 | 19.2 | 6.0 | 2.8 | 1.7 | 88.4 |

[註1]: 風速介於 **1.0m/s~ 2.0m/s** 佔 **20.8%** 。主風向 **W** 佔 **19.2%** 。

[註2]: 風速平均值 = **2.4m/s** , 風速最大值 = **30.9m/s** , 其風向爲 **NE** 。

[註3]: 風速小於**5m/s** 佔 **87.9%**; 介於**5~10m/s** 佔 **11.2%** ; 風速大於**10m/s** 佔 **.9%**。

[註4]: 風向介於 **N~E** 佔 **15.6%**;**E~S** 佔 **17.7%** ;**S~W** 佔 **31.9%** ;**W~N** 佔 **23.3%**; 靜風佔 **11.6%** 。

[註5]: 資料每小時記錄一次 , 合計 **39025**筆 ( **98.9%**) , 檔名 : **W440SA20.1HY** 。

# 表6.7.35　2006年 12月 蘇澳港測站 W 風速及風向聯合分佈百分比 (%) 統計表

**2006年12月 1日 0時 ~ 2006年12月31日23時**

| 風向<br>風速 | N | NNE | NE | ENE | E | ESE | SE | SSE | S | SSW | SW | WSW | W | WNW | NW | NNW | 合計<br>(%) |
|---|---|---|---|---|---|---|---|---|---|---|---|---|---|---|---|---|---|
| **.3m/s** | .3 | .5 | .3 | .0 | .1 | .1 | .1 | .0 | .1 | .3 | .8 | .1 | 1.1 | .3 | .4 | .1 | 4.7 |
| **1m/s** | .0 | .8 | .0 | .0 | .5 | .0 | .3 | .0 | .1 | .1 | 1.6 | 3.8 | 4.8 | .9 | .7 | .5 | 14.3 |
| **2m/s** | 1.6 | 1.3 | .5 | .1 | .3 | .4 | .3 | .1 | .5 | .1 | 1.9 | 10.6 | 10.2 | 1.2 | 1.2 | .7 | 31.2 |
| **3m/s** | 1.6 | .8 | .8 | .9 | .4 | .4 | .4 | 1.5 | 1.3 | .3 | .4 | 5.9 | 7.7 | 3.2 | 1.5 | .1 | 27.3 |
| **4m/s** | .7 | 1.5 | .7 | 1.1 | .0 | .0 | .5 | .7 | .0 | .0 | .0 | .4 | 6.5 | 1.7 | .3 | .0 | 14.0 |
| **5m/s** | .3 | .4 | .7 | .9 | .0 | .1 | .1 | .0 | .0 | .0 | .0 | .0 | 2.3 | .3 | .0 | .0 | 5.1 |
| **6m/s** | .1 | .1 | .3 | .3 | .0 | .1 | .0 | .0 | .0 | .0 | .0 | .0 | .7 | .1 | .1 | .0 | 1.9 |
| **7m/s** | .0 | .0 | .0 | .0 | .0 | .0 | .0 | .0 | .0 | .0 | .0 | .0 | .1 | .0 | .0 | .0 | .1 |
| **8m/s** | .0 | .0 | .3 | .0 | .0 | .0 | .0 | .0 | .0 | .0 | .0 | .0 | .0 | .0 | .0 | .0 | .3 |
| **10m/s** | .0 | .0 | .0 | .0 | .0 | .0 | .0 | .0 | .0 | .0 | .0 | .0 | .0 | .0 | .0 | .0 | .0 |
| **12m/s** | .0 | .0 | .0 | .0 | .0 | .0 | .0 | .0 | .0 | .0 | .0 | .0 | .0 | .0 | .0 | .0 | .0 |
| **14m/s** | .0 | .0 | .0 | .0 | .0 | .0 | .0 | .0 | .0 | .0 | .0 | .0 | .0 | .0 | .0 | .0 | .0 |
| **16m/s** | .0 | .0 | .0 | .0 | .0 | .0 | .0 | .0 | .0 | .0 | .0 | .0 | .0 | .0 | .0 | .0 | .0 |
| **18m/s** | .0 | .0 | .0 | .0 | .0 | .0 | .0 | .0 | .0 | .0 | .0 | .0 | .0 | .0 | .0 | .0 | .0 |
| **20m/s** | .0 | .0 | .0 | .0 | .0 | .0 | .0 | .0 | .0 | .0 | .0 | .0 | .0 | .0 | .0 | .0 | .0 |
| **25m/s** | .0 | .0 | .0 | .0 | .0 | .0 | .0 | .0 | .0 | .0 | .0 | .0 | .0 | .0 | .0 | .0 | .0 |
| **30m/s** | .0 | .0 | .0 | .0 | .0 | .0 | .0 | .0 | .0 | .0 | .0 | .0 | .0 | .0 | .0 | .0 | .0 |
| **35m/s** | .0 | .0 | .0 | .0 | .0 | .0 | .0 | .0 | .0 | .0 | .0 | .0 | .0 | .0 | .0 | .0 | .0 |
| **40m/s** | .0 | .0 | .0 | .0 | .0 | .0 | .0 | .0 | .0 | .0 | .0 | .0 | .0 | .0 | .0 | .0 | .0 |
| **100m/s** | | | | | | | | | | | | | | | | | |
| 合計 (%) | 4.6 | 5.5 | 3.5 | 3.4 | 1.3 | 1.2 | 1.7 | 2.3 | 2.2 | .8 | 4.7 | 20.9 | 33.4 | 7.8 | 4.2 | 1.5 | 98.9 |

[註1]: 風速介於 **2.0m/s~ 3.0m/s** 佔 **31.2%** 。主風向 **W** 佔 **33.4%** 。

[註2]: 風速平均值 = **3.0m/s** , 風速最大值 = **8.3m/s** , 其風向爲 **NE** 。

[註3]: 風速小於**5m/s** 佔 **92.6%**; 介於**5~10m/s** 佔 **7.4%** ; 風速大於**10m/s** 佔 **.0%**。

[註4]: 風向介於 **N~E** 佔 **16.8%**;**E~S** 佔 **6.9%** ;**S~W** 佔 **39.7%** ;**W~N** 佔 **35.5%**; 靜風佔 **1.1%** 。

[註5]: 資料每小時記錄一次 , 合計 **743**筆 ( **99.9%**) , 檔名 : **W06CSAW0.1HA** 。

# 表6.7.36　2007年 1月 蘇澳港測站 W 風速及風向聯合分佈百分比 (%) 統計表

**2007年 1月 1日 0時 ~ 2007年 1月31日23時**

| 風向<br>風速 | N | NNE | NE | ENE | E | ESE | SE | SSE | S | SSW | SW | WSW | W | WNW | NW | NNW | 合計<br>(%) |
|---|---|---|---|---|---|---|---|---|---|---|---|---|---|---|---|---|---|
| **.3m/s** | .5 | .1 | .0 | .0 | .0 | .0 | .0 | .0 | .1 | .3 | .3 | .7 | .9 | .3 | .4 | .3 | 3.9 |
| **1m/s** | 1.8 | .3 | .3 | .7 | .5 | .1 | .1 | .4 | .0 | .4 | 2.0 | 4.6 | 5.0 | .9 | 1.1 | .4 | 18.6 |
| **2m/s** | 2.2 | 1.2 | .5 | .7 | .8 | .0 | .1 | .1 | 1.1 | .0 | 1.1 | 10.9 | 9.0 | 1.5 | 1.6 | .1 | 31.0 |
| **3m/s** | 1.9 | 1.1 | .9 | .3 | .3 | .3 | .4 | .1 | .4 | .0 | .3 | 6.2 | 7.5 | 1.9 | .3 | .3 | 22.1 |
| **4m/s** | 2.3 | .5 | .8 | .4 | .3 | .1 | .4 | .7 | .0 | .0 | .0 | .4 | 5.8 | 2.4 | .7 | .0 | 14.8 |
| **5m/s** | 1.2 | .9 | .1 | .4 | .1 | .0 | .0 | .3 | .0 | .0 | .0 | .5 | 2.4 | .3 | .4 | .0 | 6.7 |
| **6m/s** | .4 | .1 | .1 | .1 | .0 | .0 | .0 | .0 | .0 | .0 | .0 | .0 | .8 | .0 | .0 | .0 | 1.6 |
| **7m/s** | .3 | .0 | .1 | .0 | .0 | .0 | .0 | .0 | .0 | .0 | .0 | .0 | .1 | .0 | .0 | .0 | .5 |
| **8m/s** | .0 | .0 | .0 | .1 | .0 | .0 | .0 | .0 | .0 | .0 | .0 | .0 | .0 | .0 | .0 | .0 | .1 |
| **10m/s** | .0 | .0 | .0 | .0 | .0 | .0 | .0 | .0 | .0 | .0 | .0 | .0 | .0 | .0 | .0 | .0 | .0 |
| **12m/s** | .0 | .0 | .0 | .0 | .0 | .0 | .0 | .0 | .0 | .0 | .0 | .0 | .0 | .0 | .0 | .0 | .0 |
| **14m/s** | .0 | .0 | .0 | .0 | .0 | .0 | .0 | .0 | .0 | .0 | .0 | .0 | .0 | .0 | .0 | .0 | .0 |
| **16m/s** | .0 | .0 | .0 | .0 | .0 | .0 | .0 | .0 | .0 | .0 | .0 | .0 | .0 | .0 | .0 | .0 | .0 |
| **18m/s** | .0 | .0 | .0 | .0 | .0 | .0 | .0 | .0 | .0 | .0 | .0 | .0 | .0 | .0 | .0 | .0 | .0 |
| **20m/s** | .0 | .0 | .0 | .0 | .0 | .0 | .0 | .0 | .0 | .0 | .0 | .0 | .0 | .0 | .0 | .0 | .0 |
| **25m/s** | .0 | .0 | .0 | .0 | .0 | .0 | .0 | .0 | .0 | .0 | .0 | .0 | .0 | .0 | .0 | .0 | .0 |
| **30m/s** | .0 | .0 | .0 | .0 | .0 | .0 | .0 | .0 | .0 | .0 | .0 | .0 | .0 | .0 | .0 | .0 | .0 |
| **35m/s** | .0 | .0 | .0 | .0 | .0 | .0 | .0 | .0 | .0 | .0 | .0 | .0 | .0 | .0 | .0 | .0 | .0 |
| **40m/s** | .0 | .0 | .0 | .0 | .0 | .0 | .0 | .0 | .0 | .0 | .0 | .0 | .0 | .0 | .0 | .0 | .0 |
| **100m/s** | | | | | | | | | | | | | | | | | |
| 合計 (%) | 10.5 | 4.3 | 3.0 | 2.7 | 2.0 | .5 | 1.1 | 1.6 | 1.6 | .7 | 3.6 | 23.3 | 31.7 | 7.3 | 4.4 | 1.1 | 99.5 |

[註**1**]: 風速介於 **2.0m/s~ 3.0m/s** 佔 **31.0%** 。主風向 **W** 佔 **31.7%** 。

[註**2**]: 風速平均值 **= 3.0m/s** , 風速最大值 **= 9.8m/s** , 其風向爲 **ENE**。

[註**3**]: 風速小於**5m/s** 佔 **91.0%**; 介於**5~10m/s** 佔 **9.0%** ; 風速大於**10m/s** 佔 **.0%**。

[註**4**]: 風向介於 **N~E** 佔 **20.5%**;**E~S** 佔 **5.0%** ;**S~W** 佔 **40.7%** ;**W~N** 佔 **33.3%**; 靜風佔 **.5%** 。

[註**5**]: 資料每小時記錄一次 , 合計 **742**筆 ( **99.7%**) , 檔名 : **W071SAW0.1HA** 。

# 表6.7.37　2007年 2月 蘇澳港測站 W 風速及風向聯合分佈百分比 (%) 統計表

**2007年 2月 1日 0時 ~ 2007年 2月28日23時**

| 風向<br>風速 | N | NNE | NE | ENE | E | ESE | SE | SSE | S | SSW | SW | WSW | W | WNW | NW | NNW | 合計<br>(%) |
|---|---|---|---|---|---|---|---|---|---|---|---|---|---|---|---|---|---|
| **.3m/s** | .4 | .4 | .0 | .0 | .3 | .0 | .0 | .0 | .3 | .7 | 1.0 | 1.0 | 1.5 | .4 | .1 | .4 | 6.8 |
| **1m/s** | 1.5 | 1.0 | .1 | .7 | .3 | .1 | .4 | .3 | .3 | .6 | 4.3 | 6.7 | 3.9 | 1.3 | .7 | .9 | 23.4 |
| **2m/s** | 1.0 | .9 | .9 | .9 | 1.3 | .4 | .3 | .6 | .4 | .0 | 3.0 | 11.3 | 7.3 | 1.9 | .6 | .3 | 31.2 |
| **3m/s** | 1.9 | 1.5 | 1.2 | .3 | .7 | .4 | .4 | .6 | 1.5 | .0 | .6 | 5.5 | 4.5 | 1.6 | .1 | .3 | 21.3 |
| **4m/s** | .7 | .7 | 1.0 | .1 | .0 | .1 | .7 | .7 | .1 | .0 | .0 | .4 | 2.4 | .4 | .4 | .1 | 8.3 |
| **5m/s** | 1.0 | .9 | .4 | .7 | .0 | .0 | .3 | .7 | .0 | .0 | .0 | .0 | .7 | .1 | .0 | .0 | 5.1 |
| **6m/s** | .3 | .0 | .3 | .1 | .0 | .0 | .3 | 1.2 | .0 | .0 | .0 | .0 | .0 | .0 | .0 | .0 | 2.2 |
| **7m/s** | .0 | .0 | .1 | .0 | .0 | .0 | .1 | .3 | .0 | .0 | .0 | .0 | .0 | .0 | .0 | .0 | .6 |
| **8m/s** | .0 | .0 | .0 | .0 | .0 | .0 | .0 | .1 | .0 | .0 | .0 | .0 | .0 | .0 | .0 | .0 | .1 |
| **10m/s** | .0 | .0 | .0 | .0 | .0 | .0 | .0 | .0 | .0 | .0 | .0 | .0 | .0 | .0 | .0 | .0 | .0 |
| **12m/s** | .0 | .0 | .0 | .0 | .0 | .0 | .0 | .0 | .0 | .0 | .0 | .0 | .0 | .0 | .0 | .0 | .0 |
| **14m/s** | .0 | .0 | .0 | .0 | .0 | .0 | .0 | .0 | .0 | .0 | .0 | .0 | .0 | .0 | .0 | .0 | .0 |
| **16m/s** | .0 | .0 | .0 | .0 | .0 | .0 | .0 | .0 | .0 | .0 | .0 | .0 | .0 | .0 | .0 | .0 | .0 |
| **18m/s** | .0 | .0 | .0 | .0 | .0 | .0 | .0 | .0 | .0 | .0 | .0 | .0 | .0 | .0 | .0 | .0 | .0 |
| **20m/s** | .0 | .0 | .0 | .0 | .0 | .0 | .0 | .0 | .0 | .0 | .0 | .0 | .0 | .0 | .0 | .0 | .0 |
| **25m/s** | .0 | .0 | .0 | .0 | .0 | .0 | .0 | .0 | .0 | .0 | .0 | .0 | .0 | .0 | .0 | .0 | .0 |
| **30m/s** | .0 | .0 | .0 | .0 | .0 | .0 | .0 | .0 | .0 | .0 | .0 | .0 | .0 | .0 | .0 | .0 | .0 |
| **35m/s** | .0 | .0 | .0 | .0 | .0 | .0 | .0 | .0 | .0 | .0 | .0 | .0 | .0 | .0 | .0 | .0 | .0 |
| **40m/s** | .0 | .0 | .0 | .0 | .0 | .0 | .0 | .0 | .0 | .0 | .0 | .0 | .0 | .0 | .0 | .0 | .0 |
| **100m/s** | | | | | | | | | | | | | | | | | |
| 合計 (%) | 7.0 | 5.5 | 4.2 | 3.0 | 2.7 | 1.2 | 2.7 | 4.6 | 2.7 | 1.3 | 8.9 | 25.0 | 20.2 | 6.0 | 2.1 | 2.1 | 99.1 |

[註1]: 風速介於 **2.0m/s~ 3.0m/s** 佔 **31.2%** 。主風向 **WSW** 佔 **25.0%** 。

[註2]: 風速平均值 = **2.7m/s** , 風速最大值 = **8.2m/s** , 其風向爲 **SSE**。

[註3]: 風速小於**5m/s** 佔 **92.0%**; 介於**5~10m/s** 佔 **8.0%** ; 風速大於**10m/s** 佔 **.0%**。

[註4]: 風向介於 **N~E** 佔 **19.3%**;**E~S** 佔 **11.9%** ;**S~W** 佔 **45.4%** ;**W~N** 佔 **22.5%**; 靜風佔 **.9%** 。

[註5]: 資料每小時記錄一次 , 合計 **672**筆 **(100.0%)** , 檔名 : **W072SAW0.1HA** 。

# 表6.7.38　2007年 3月 蘇澳港測站 W 風速及風向聯合分佈百分比 (%) 統計表

**2007年 3月 1日 0時 ~ 2007年 3月31日23時**

| 風向<br>風速 | N | NNE | NE | ENE | E | ESE | SE | SSE | S | SSW | SW | WSW | W | WNW | NW | NNW | 合計<br>(%) |
|---|---|---|---|---|---|---|---|---|---|---|---|---|---|---|---|---|---|
| **.3m/s** | .5 | .3 | .1 | .3 | .3 | .0 | .3 | .3 | .3 | .5 | 1.6 | 1.7 | 1.1 | .7 | .1 | .1 | 8.2 |
| **1m/s** | 1.5 | .8 | .5 | .9 | .7 | .1 | .1 | .4 | 1.1 | .4 | 3.5 | 6.7 | 3.8 | .9 | 1.3 | .3 | 23.1 |
| **2m/s** | 1.2 | 1.3 | 1.5 | .8 | 1.2 | .1 | .7 | .1 | 1.5 | .4 | 3.5 | 9.3 | 3.9 | 1.6 | .3 | .5 | 28.0 |
| **3m/s** | 1.1 | .8 | 1.2 | 1.5 | .7 | .5 | .5 | .8 | .3 | .1 | .3 | 3.8 | 3.0 | .9 | .1 | .5 | 16.2 |
| **4m/s** | 1.2 | .5 | 1.2 | .4 | 1.1 | .3 | .4 | .7 | .5 | .0 | .0 | .8 | 4.0 | .8 | .1 | .0 | 12.1 |
| **5m/s** | 1.1 | .7 | .9 | .0 | .0 | .1 | .0 | 1.1 | .1 | .0 | .0 | .0 | 2.7 | .4 | .1 | .0 | 7.3 |
| **6m/s** | .4 | .3 | .7 | .1 | .0 | .0 | .1 | .0 | .0 | .0 | .0 | .0 | .9 | .1 | .0 | .0 | 2.7 |
| **7m/s** | .4 | .0 | .3 | .0 | .0 | .0 | .0 | .0 | .0 | .0 | .0 | .0 | .0 | .0 | .0 | .0 | .7 |
| **8m/s** | .0 | .0 | .1 | .0 | .1 | .0 | .0 | .0 | .0 | .0 | .0 | .0 | .0 | .0 | .0 | .0 | .3 |
| **10m/s** | .0 | .0 | .0 | .1 | .0 | .0 | .0 | .0 | .0 | .0 | .0 | .0 | .0 | .0 | .0 | .0 | .1 |
| **12m/s** | .0 | .0 | .0 | .0 | .0 | .0 | .0 | .0 | .0 | .0 | .0 | .0 | .0 | .0 | .0 | .0 | .0 |
| **14m/s** | .0 | .0 | .0 | .0 | .0 | .0 | .0 | .0 | .0 | .0 | .0 | .0 | .0 | .0 | .0 | .0 | .0 |
| **16m/s** | .0 | .0 | .0 | .0 | .0 | .0 | .0 | .0 | .0 | .0 | .0 | .0 | .0 | .0 | .0 | .0 | .0 |
| **18m/s** | .0 | .0 | .0 | .0 | .0 | .0 | .0 | .0 | .0 | .0 | .0 | .0 | .0 | .0 | .0 | .0 | .0 |
| **20m/s** | .0 | .0 | .0 | .0 | .0 | .0 | .0 | .0 | .0 | .0 | .0 | .0 | .0 | .0 | .0 | .0 | .0 |
| **25m/s** | .0 | .0 | .0 | .0 | .0 | .0 | .0 | .0 | .0 | .0 | .0 | .0 | .0 | .0 | .0 | .0 | .0 |
| **30m/s** | .0 | .0 | .0 | .0 | .0 | .0 | .0 | .0 | .0 | .0 | .0 | .0 | .0 | .0 | .0 | .0 | .0 |
| **35m/s** | .0 | .0 | .0 | .0 | .0 | .0 | .0 | .0 | .0 | .0 | .0 | .0 | .0 | .0 | .0 | .0 | .0 |
| **40m/s** | .0 | .0 | .0 | .0 | .0 | .0 | .0 | .0 | .0 | .0 | .0 | .0 | .0 | .0 | .0 | .0 | .0 |
| **100m/s** | | | | | | | | | | | | | | | | | |
| 合計 (%) | 7.4 | 4.7 | 6.6 | 4.2 | 4.0 | 1.2 | 2.2 | 3.4 | 3.8 | 1.5 | 8.9 | 22.3 | 19.4 | 5.5 | 2.2 | 1.5 | 98.7 |

[註**1**]: 風速介於 **2.0m/s~ 3.0m/s** 佔 **28.0%** 。主風向 **WSW** 佔 **22.3%** 。

[註**2**]: 風速平均值 **= 2.8m/s** , 風速最大值 **= 10.0m/s** , 其風向爲 **ENE**。

[註**3**]: 風速小於**5m/s** 佔 **89.0%**; 介於**5~10m/s** 佔 **10.9%** ; 風速大於**10m/s** 佔 **.1%**。

[註**4**]: 風向介於 **N~E** 佔 **22.7%**;**E~S** 佔 **10.9%** ;**S~W** 佔 **41.7%** ;**W~N** 佔 **23.3%**; 靜風佔 **1.3%** 。

[註**5**]: 資料每小時記錄一次 , 合計 **743**筆 ( **99.9%**) , 檔名 : **W073SAW0.1HA** 。

# 表6.7.39　2007年 4月 蘇澳港測站 W 風速及風向聯合分佈百分比 (%) 統計表

**2007年 4月 1日 0時 ~ 2007年 4月30日23時**

| 風向<br>風速 | N | NNE | NE | ENE | E | ESE | SE | SSE | S | SSW | SW | WSW | W | WNW | NW | NNW | 合計<br>(%) |
|---|---|---|---|---|---|---|---|---|---|---|---|---|---|---|---|---|---|
| **.3m/s** | .4 | .3 | .1 | .3 | .0 | .0 | .0 | .1 | .1 | 1.4 | 1.1 | 2.5 | 2.4 | .3 | .4 | .8 | 10.3 |
| **1m/s** | 1.3 | .8 | .4 | .8 | 1.0 | .0 | .3 | .1 | .4 | .4 | 6.0 | 6.0 | 5.3 | .7 | .7 | .8 | 25.0 |
| **2m/s** | 2.8 | 1.7 | 1.7 | 1.3 | 1.3 | 1.1 | .3 | .3 | .4 | .6 | 3.8 | 8.2 | 4.6 | 1.1 | .1 | 1.0 | 30.0 |
| **3m/s** | 1.5 | 1.7 | 1.0 | .6 | 1.9 | .0 | .8 | .6 | .1 | .1 | .7 | 2.9 | 2.6 | .6 | .0 | .0 | 15.1 |
| **4m/s** | 1.1 | .6 | .7 | 1.1 | 1.1 | .7 | .6 | .7 | .0 | .0 | .0 | .6 | 1.5 | .3 | .0 | .0 | 8.9 |
| **5m/s** | .4 | .1 | .1 | .0 | .1 | .3 | .7 | 1.1 | .3 | .0 | .0 | .1 | 1.3 | .1 | .0 | .1 | 4.9 |
| **6m/s** | .4 | .4 | .4 | .0 | .0 | .1 | .3 | .4 | .0 | .0 | .0 | .0 | .1 | .0 | .0 | .0 | 2.2 |
| **7m/s** | .1 | .0 | .0 | .0 | .0 | .0 | .0 | 1.1 | .3 | .0 | .0 | .0 | .0 | .0 | .0 | .0 | 1.5 |
| **8m/s** | .0 | .0 | .0 | .0 | .0 | .0 | .0 | .0 | .1 | .0 | .0 | .0 | .0 | .0 | .0 | .0 | .1 |
| **10m/s** | .0 | .0 | .0 | .0 | .0 | .0 | .0 | .0 | .0 | .0 | .0 | .0 | .0 | .0 | .0 | .0 | .0 |
| **12m/s** | .0 | .0 | .0 | .0 | .0 | .0 | .0 | .0 | .0 | .0 | .0 | .0 | .0 | .0 | .0 | .0 | .0 |
| **14m/s** | .0 | .0 | .0 | .0 | .0 | .0 | .0 | .0 | .0 | .0 | .0 | .0 | .0 | .0 | .0 | .0 | .0 |
| **16m/s** | .0 | .0 | .0 | .0 | .0 | .0 | .0 | .0 | .0 | .0 | .0 | .0 | .0 | .0 | .0 | .0 | .0 |
| **18m/s** | .0 | .0 | .0 | .0 | .0 | .0 | .0 | .0 | .0 | .0 | .0 | .0 | .0 | .0 | .0 | .0 | .0 |
| **20m/s** | .0 | .0 | .0 | .0 | .0 | .0 | .0 | .0 | .0 | .0 | .0 | .0 | .0 | .0 | .0 | .0 | .0 |
| **25m/s** | .0 | .0 | .0 | .0 | .0 | .0 | .0 | .0 | .0 | .0 | .0 | .0 | .0 | .0 | .0 | .0 | .0 |
| **30m/s** | .0 | .0 | .0 | .0 | .0 | .0 | .0 | .0 | .0 | .0 | .0 | .0 | .0 | .0 | .0 | .0 | .0 |
| **35m/s** | .0 | .0 | .0 | .0 | .0 | .0 | .0 | .0 | .0 | .0 | .0 | .0 | .0 | .0 | .0 | .0 | .0 |
| **40m/s** | .0 | .0 | .0 | .0 | .0 | .0 | .0 | .0 | .0 | .0 | .0 | .0 | .0 | .0 | .0 | .0 | .0 |
| **100m/s** | | | | | | | | | | | | | | | | | |
| 合計 (%) | 8.1 | 5.6 | 4.4 | 4.0 | 5.4 | 2.2 | 2.9 | 4.4 | 1.8 | 2.5 | 11.5 | 20.3 | 17.8 | 3.1 | 1.3 | 2.8 | 98.1 |

[註**1**]: 風速介於 **2.0m/s~ 3.0m/s** 佔 **30.0%** 。主風向 **WSW** 佔 **20.3%** 。

[註**2**]: 風速平均值 **= 2.6m/s** , 風速最大值 **= 8.3m/s** , 其風向爲 **S** 。

[註**3**]: 風速小於**5m/s** 佔 **91.3%**; 介於**5~10m/s** 佔 **8.8%** ; 風速大於**10m/s** 佔 **.0%**。

[註**4**]: 風向介於 **N~E** 佔 **21.0%**;**E~S** 佔 **14.4%** ;**S~W** 佔 **42.6%** ;**W~N** 佔 **20.0%**; 靜風佔 **1.9%** 。

[註**5**]: 資料每小時記錄一次 , 合計 **720**筆 **(100.0%)** , 檔名 : **W074SAW0.1HA** 。

# 表6.7.40　2007年 5月 蘇澳港測站 W 風速及風向聯合分佈百分比 (%) 統計表

**2007年 5月 1日 0時 ~ 2007年 5月31日23時**

| 風向<br>風速 | N | NNE | NE | ENE | E | ESE | SE | SSE | S | SSW | SW | WSW | W | WNW | NW | NNW | 合計<br>(%) |
|---|---|---|---|---|---|---|---|---|---|---|---|---|---|---|---|---|---|
| **.3m/s** | .4 | .7 | .4 | .9 | .5 | .4 | .0 | .4 | .5 | 1.2 | 2.6 | 3.4 | 2.2 | .3 | .5 | .5 | 14.9 |
| **1m/s** | 2.0 | .9 | 1.3 | 1.2 | 1.9 | .5 | .3 | 1.1 | .3 | .4 | 3.8 | 8.3 | 5.5 | .8 | .5 | .9 | 29.8 |
| **2m/s** | .7 | .0 | 1.3 | 1.1 | 3.5 | 1.2 | .3 | 1.3 | .9 | .0 | 1.5 | 11.0 | 4.0 | .1 | .5 | .0 | 27.6 |
| **3m/s** | .3 | .1 | .7 | .9 | 1.3 | 1.1 | .5 | 1.2 | .7 | .0 | .4 | .1 | .7 | .5 | .1 | .3 | 9.0 |
| **4m/s** | .0 | .4 | .4 | .7 | .5 | 1.5 | 1.1 | 1.3 | 1.1 | .0 | .0 | .0 | .1 | .0 | .3 | .0 | 7.4 |
| **5m/s** | .0 | .0 | .4 | .1 | .0 | .5 | 1.2 | 1.1 | .0 | .0 | .0 | .0 | .0 | .1 | .1 | .0 | 3.6 |
| **6m/s** | .0 | .0 | .0 | .0 | .0 | .0 | 1.1 | .8 | .0 | .0 | .0 | .0 | .1 | .1 | .0 | .0 | 2.2 |
| **7m/s** | .0 | .0 | .0 | .1 | .0 | .0 | .7 | .3 | .0 | .0 | .0 | .0 | .0 | .0 | .0 | .0 | 1.1 |
| **8m/s** | .0 | .0 | .0 | .0 | .0 | .0 | .0 | .1 | .0 | .0 | .0 | .0 | .0 | .0 | .0 | .0 | .1 |
| **10m/s** | .0 | .0 | .0 | .0 | .0 | .0 | .0 | .0 | .0 | .0 | .0 | .0 | .0 | .0 | .0 | .0 | .0 |
| **12m/s** | .0 | .0 | .0 | .0 | .0 | .0 | .0 | .0 | .0 | .0 | .0 | .0 | .0 | .0 | .0 | .0 | .0 |
| **14m/s** | .0 | .0 | .0 | .0 | .0 | .0 | .0 | .0 | .0 | .0 | .0 | .0 | .0 | .0 | .0 | .0 | .0 |
| **16m/s** | .0 | .0 | .0 | .0 | .0 | .0 | .0 | .0 | .0 | .0 | .0 | .0 | .0 | .0 | .0 | .0 | .0 |
| **18m/s** | .0 | .0 | .0 | .0 | .0 | .0 | .0 | .0 | .0 | .0 | .0 | .0 | .0 | .0 | .0 | .0 | .0 |
| **20m/s** | .0 | .0 | .0 | .0 | .0 | .0 | .0 | .0 | .0 | .0 | .0 | .0 | .0 | .0 | .0 | .0 | .0 |
| **25m/s** | .0 | .0 | .0 | .0 | .0 | .0 | .0 | .0 | .0 | .0 | .0 | .0 | .0 | .0 | .0 | .0 | .0 |
| **30m/s** | .0 | .0 | .0 | .0 | .0 | .0 | .0 | .0 | .0 | .0 | .0 | .0 | .0 | .0 | .0 | .0 | .0 |
| **35m/s** | .0 | .0 | .0 | .0 | .0 | .0 | .0 | .0 | .0 | .0 | .0 | .0 | .0 | .0 | .0 | .0 | .0 |
| **40m/s** | .0 | .0 | .0 | .0 | .0 | .0 | .0 | .0 | .0 | .0 | .0 | .0 | .0 | .0 | .0 | .0 | .0 |
| **100m/s** | | | | | | | | | | | | | | | | | |
| 合計 (%) | 3.4 | 2.2 | 4.6 | 5.1 | 7.8 | 5.2 | 5.1 | 7.7 | 3.5 | 1.6 | 8.2 | 22.8 | 12.6 | 2.0 | 2.2 | 1.7 | 95.7 |

[註**1**]: 風速介於 **1.0m/s**~ **2.0m/s** 佔 **29.8%** 。主風向 **WSW** 佔 **22.8%** 。

[註**2**]: 風速平均值 = **2.3m/s** , 風速最大值 = **8.0m/s** , 其風向爲 **SSE**。

[註**3**]: 風速小於**5m/s** 佔 **93.0%**; 介於**5**~**10m/s** 佔 **7.0%** ; 風速大於**10m/s** 佔 **.0%**。

[註**4**]: 風向介於 **N**~**E** 佔 **16.9%**;**E**~**S** 佔 **25.3%** ;**S**~**W** 佔 **40.5%** ;**W**~**N** 佔 **13.0%**; 靜風佔 **4.3%** 。

[註**5**]: 資料每小時記錄一次 , 合計 **744**筆 **(100.0%)** , 檔名 : **W075SAW0.1HA** 。

# 表6.7.41　2007年 6月 蘇澳港測站 W 風速及風向聯合分佈百分比 (%) 統計表

**2007年 6月 1日 0時 ~ 2007年 6月30日23時**

| 風向<br>風速 | N | NNE | NE | ENE | E | ESE | SE | SSE | S | SSW | SW | WSW | W | WNW | NW | NNW | 合計<br>(%) |
|---|---|---|---|---|---|---|---|---|---|---|---|---|---|---|---|---|---|
| **.3m/s** | 1.4 | .4 | 1.0 | .1 | .3 | .3 | .3 | .4 | .4 | .8 | 3.0 | 3.8 | 2.7 | 1.0 | .6 | .7 | 17.2 |
| **1m/s** | 1.7 | 1.4 | 1.0 | 1.3 | .8 | .4 | .6 | 1.5 | 1.1 | 2.0 | 5.6 | 6.1 | 4.4 | 1.5 | .8 | 1.5 | 31.8 |
| **2m/s** | 1.5 | 1.0 | 1.5 | 1.8 | 1.8 | .6 | .3 | 1.1 | 2.3 | 1.1 | .8 | 2.4 | 1.8 | 1.1 | .6 | .3 | 20.1 |
| **3m/s** | .3 | 1.1 | .8 | .6 | 2.1 | .7 | 1.0 | 1.0 | 2.3 | .3 | .1 | .0 | .7 | .4 | .1 | .1 | 11.7 |
| **4m/s** | .0 | .3 | 1.1 | .7 | .8 | .6 | 1.7 | 1.3 | 1.1 | .0 | .0 | .0 | .3 | .4 | .1 | .0 | 8.5 |
| **5m/s** | .0 | .0 | .1 | .3 | .0 | .1 | .3 | 1.1 | .3 | .0 | .0 | .0 | .0 | .1 | .0 | .0 | 2.4 |
| **6m/s** | .0 | .0 | .0 | .0 | .0 | .0 | .8 | 1.0 | .3 | .0 | .0 | .0 | .0 | .1 | .0 | .0 | 2.3 |
| **7m/s** | .0 | .0 | .0 | .0 | .0 | .0 | .6 | .3 | .0 | .0 | .0 | .0 | .0 | .0 | .0 | .0 | .8 |
| **8m/s** | .0 | .0 | .0 | .0 | .0 | .0 | .0 | .0 | .0 | .0 | .0 | .0 | .0 | .0 | .0 | .0 | .0 |
| **10m/s** | .0 | .0 | .0 | .0 | .0 | .0 | .0 | .0 | .0 | .0 | .0 | .0 | .0 | .0 | .0 | .0 | .0 |
| **12m/s** | .0 | .0 | .0 | .0 | .0 | .0 | .0 | .0 | .0 | .0 | .0 | .0 | .0 | .0 | .0 | .0 | .0 |
| **14m/s** | .0 | .0 | .0 | .0 | .0 | .0 | .0 | .0 | .0 | .0 | .0 | .0 | .0 | .0 | .0 | .0 | .0 |
| **16m/s** | .0 | .0 | .0 | .0 | .0 | .0 | .0 | .0 | .0 | .0 | .0 | .0 | .0 | .0 | .0 | .0 | .0 |
| **18m/s** | .0 | .0 | .0 | .0 | .0 | .0 | .0 | .0 | .0 | .0 | .0 | .0 | .0 | .0 | .0 | .0 | .0 |
| **20m/s** | .0 | .0 | .0 | .0 | .0 | .0 | .0 | .0 | .0 | .0 | .0 | .0 | .0 | .0 | .0 | .0 | .0 |
| **25m/s** | .0 | .0 | .0 | .0 | .0 | .0 | .0 | .0 | .0 | .0 | .0 | .0 | .0 | .0 | .0 | .0 | .0 |
| **30m/s** | .0 | .0 | .0 | .0 | .0 | .0 | .0 | .0 | .0 | .0 | .0 | .0 | .0 | .0 | .0 | .0 | .0 |
| **35m/s** | .0 | .0 | .0 | .0 | .0 | .0 | .0 | .0 | .0 | .0 | .0 | .0 | .0 | .0 | .0 | .0 | .0 |
| **40m/s** | .0 | .0 | .0 | .0 | .0 | .0 | .0 | .0 | .0 | .0 | .0 | .0 | .0 | .0 | .0 | .0 | .0 |
| **100m/s** | | | | | | | | | | | | | | | | | |
| 合計 (%) | 4.9 | 4.2 | 5.6 | 4.8 | 5.9 | 2.7 | 5.5 | 7.7 | 7.7 | 4.2 | 9.6 | 12.3 | 9.9 | 4.8 | 2.3 | 2.7 | 94.8 |

[註**1**]: 風速介於 **1.0m/s**~ **2.0m/s** 佔 **31.8%** 。主風向 **WSW** 佔 **12.3%** 。

[註**2**]: 風速平均值 = **2.2m/s** , 風速最大值 = **7.4m/s** , 其風向爲 **SSE**。

[註**3**]: 風速小於**5m/s** 佔 **94.5%**; 介於**5**~**10m/s** 佔 **5.5%** ; 風速大於**10m/s** 佔 **.0%**。

[註**4**]: 風向介於 **N**~**E** 佔 **19.7%**;**E**~**S** 佔 **23.1%** ;**S**~**W** 佔 **34.1%** ;**W**~**N** 佔 **17.9%**; 靜風佔 **5.2%** 。

[註**5**]: 資料每小時記錄一次 , 合計 **710**筆 ( **98.6%**) , 檔名 : **W076SAW0.1HA** 。

# 表6.7.42　2007年 7月 蘇澳港測站 W 風速及風向聯合分佈百分比 (%) 統計表

**2007年 7月 1日 0時 ~ 2007年 7月31日23時**

| 風向<br>風速 | N | NNE | NE | ENE | E | ESE | SE | SSE | S | SSW | SW | WSW | W | WNW | NW | NNW | 合計<br>(%) |
|---|---|---|---|---|---|---|---|---|---|---|---|---|---|---|---|---|---|
| **.3m/s** | 1.1 | .7 | .3 | .1 | .1 | .0 | .0 | .1 | .8 | 1.1 | 4.8 | 3.0 | 1.1 | .5 | .4 | .7 | 14.8 |
| **1m/s** | .8 | .8 | 1.3 | 1.9 | .7 | .3 | .3 | 1.1 | 1.2 | 1.9 | 7.4 | 8.6 | 1.9 | .7 | .4 | .1 | 29.3 |
| **2m/s** | 1.3 | .5 | .5 | 1.1 | 3.2 | 2.2 | .8 | 1.3 | 1.9 | .7 | 2.0 | 4.6 | 1.5 | .3 | .1 | .0 | 22.1 |
| **3m/s** | .0 | .3 | .0 | .4 | 4.8 | 1.5 | 1.6 | 1.6 | .5 | .3 | .1 | .5 | .5 | .0 | .0 | .0 | 12.2 |
| **4m/s** | .0 | .0 | .0 | .3 | 2.3 | 2.0 | 1.7 | 1.5 | .3 | .0 | .0 | .0 | .3 | .0 | .0 | .0 | 8.3 |
| **5m/s** | .0 | .0 | .4 | .1 | 1.3 | .4 | 1.7 | 1.6 | .1 | .0 | .0 | .0 | .0 | .0 | .0 | .0 | 5.8 |
| **6m/s** | .0 | .0 | .0 | .0 | .0 | .9 | .9 | 1.5 | .0 | .0 | .0 | .0 | .0 | .0 | .0 | .0 | 3.4 |
| **7m/s** | .0 | .0 | .0 | .0 | .0 | .1 | .7 | .0 | .0 | .0 | .0 | .0 | .0 | .0 | .0 | .0 | .8 |
| **8m/s** | .0 | .0 | .0 | .0 | .0 | .0 | .0 | .1 | .0 | .0 | .0 | .0 | .0 | .0 | .0 | .0 | .1 |
| **10m/s** | .0 | .0 | .0 | .0 | .0 | .0 | .0 | .0 | .0 | .0 | .0 | .0 | .0 | .0 | .0 | .0 | .0 |
| **12m/s** | .0 | .0 | .0 | .0 | .0 | .0 | .0 | .0 | .0 | .0 | .0 | .0 | .0 | .0 | .0 | .0 | .0 |
| **14m/s** | .0 | .0 | .0 | .0 | .0 | .0 | .0 | .0 | .0 | .0 | .0 | .0 | .0 | .0 | .0 | .0 | .0 |
| **16m/s** | .0 | .0 | .0 | .0 | .0 | .0 | .0 | .0 | .0 | .0 | .0 | .0 | .0 | .0 | .0 | .0 | .0 |
| **18m/s** | .0 | .0 | .0 | .0 | .0 | .0 | .0 | .0 | .0 | .0 | .0 | .0 | .0 | .0 | .0 | .0 | .0 |
| **20m/s** | .0 | .0 | .0 | .0 | .0 | .0 | .0 | .0 | .0 | .0 | .0 | .0 | .0 | .0 | .0 | .0 | .0 |
| **25m/s** | .0 | .0 | .0 | .0 | .0 | .0 | .0 | .0 | .0 | .0 | .0 | .0 | .0 | .0 | .0 | .0 | .0 |
| **30m/s** | .0 | .0 | .0 | .0 | .0 | .0 | .0 | .0 | .0 | .0 | .0 | .0 | .0 | .0 | .0 | .0 | .0 |
| **35m/s** | .0 | .0 | .0 | .0 | .0 | .0 | .0 | .0 | .0 | .0 | .0 | .0 | .0 | .0 | .0 | .0 | .0 |
| **40m/s** | .0 | .0 | .0 | .0 | .0 | .0 | .0 | .0 | .0 | .0 | .0 | .0 | .0 | .0 | .0 | .0 | .0 |
| **100m/s** | | | | | | | | | | | | | | | | | |
| 合計 (%) | 3.2 | 2.3 | 2.6 | 3.9 | 12.5 | 7.4 | 7.8 | 8.9 | 4.8 | 3.9 | 14.4 | 16.7 | 5.2 | 1.5 | .9 | .8 | 96.9 |

[註1]: 風速介於 **1.0m/s~ 2.0m/s** 佔 **29.3%** 。主風向 **WSW** 佔 **16.7%** 。

[註2]: 風速平均值 = **2.5m/s** , 風速最大值 = **8.5m/s** , 其風向爲 **SSE**。

[註3]: 風速小於**5m/s** 佔 **89.9%**; 介於**5~10m/s** 佔 **10.1%** ; 風速大於**10m/s** 佔 **.0%**。

[註4]: 風向介於 **N~E** 佔 **14.8%**;**E~S** 佔 **35.0%** ;**S~W** 佔 **40.2%** ;**W~N** 佔 **6.9%**; 靜風佔 **3.1%** 。

[註5]: 資料每小時記錄一次 , 合計 **743**筆 ( **99.9%**) , 檔名 : **W077SAW0.1HA** 。

# 表6.7.43　2007年 8月 蘇澳港測站 W 風速及風向聯合分佈百分比 (%) 統計表

**2007年 8月 1日 0時 ~ 2007年 8月31日23時**

| 風向<br>風速 | N | NNE | NE | ENE | E | ESE | SE | SSE | S | SSW | SW | WSW | W | WNW | NW | NNW | 合計<br>(%) |
|---|---|---|---|---|---|---|---|---|---|---|---|---|---|---|---|---|---|
| **.3m/s** | 1.2 | .0 | .8 | .0 | .4 | .4 | .3 | .0 | .4 | .8 | 2.4 | 2.3 | 2.7 | .8 | .4 | .5 | 13.5 |
| **1m/s** | .9 | .5 | .7 | 1.2 | 1.4 | .4 | .7 | .7 | .8 | 1.1 | 4.7 | 7.0 | 4.1 | .5 | .1 | .3 | 25.2 |
| **2m/s** | .8 | .5 | .3 | .5 | 2.2 | 1.2 | .9 | 2.2 | .7 | .5 | .9 | 5.5 | 2.7 | .7 | .0 | .3 | 20.0 |
| **3m/s** | .7 | .7 | .1 | .5 | 2.2 | 1.2 | 2.3 | 3.0 | 1.1 | .0 | .1 | .5 | .8 | .9 | .3 | .0 | 14.5 |
| **4m/s** | .4 | .0 | .1 | .1 | 1.2 | .8 | 1.5 | 3.0 | 1.1 | .0 | .0 | .0 | .0 | .5 | .0 | .0 | 8.8 |
| **5m/s** | .1 | .0 | .0 | .1 | .3 | .3 | .8 | 2.2 | .8 | .0 | .0 | .0 | .0 | .0 | .0 | .0 | 4.6 |
| **6m/s** | .1 | .0 | .0 | .0 | .3 | .5 | .8 | 2.8 | .3 | .0 | .0 | .0 | .0 | .0 | .0 | .0 | 4.9 |
| **7m/s** | .4 | .0 | .0 | .0 | .1 | .1 | .5 | .4 | .1 | .0 | .0 | .0 | .0 | .0 | .0 | .0 | 1.8 |
| **8m/s** | .1 | .0 | .0 | .0 | .1 | .3 | .0 | .4 | .9 | .0 | .0 | .0 | .0 | .0 | .0 | .0 | 1.9 |
| **10m/s** | .0 | .0 | .0 | .0 | .1 | .3 | .0 | .4 | .8 | .0 | .0 | .0 | .0 | .0 | .0 | .0 | 1.6 |
| **12m/s** | .0 | .0 | .0 | .0 | .1 | .0 | .1 | .0 | .0 | .0 | .0 | .0 | .0 | .0 | .0 | .0 | .3 |
| **14m/s** | .0 | .0 | .0 | .0 | .1 | .1 | .1 | .0 | .0 | .0 | .0 | .0 | .0 | .0 | .0 | .0 | .4 |
| **16m/s** | .0 | .0 | .0 | .0 | .1 | .5 | .0 | .0 | .0 | .0 | .0 | .0 | .0 | .0 | .0 | .0 | .7 |
| **18m/s** | .0 | .0 | .0 | .0 | .3 | .0 | .0 | .0 | .0 | .0 | .0 | .0 | .0 | .0 | .0 | .0 | .3 |
| **20m/s** | .0 | .0 | .0 | .0 | .1 | .3 | .0 | .0 | .0 | .0 | .0 | .0 | .0 | .0 | .0 | .0 | .4 |
| **25m/s** | .0 | .0 | .0 | .0 | .0 | .0 | .0 | .0 | .0 | .0 | .0 | .0 | .0 | .0 | .0 | .0 | .0 |
| **30m/s** | .0 | .0 | .0 | .0 | .0 | .0 | .0 | .0 | .0 | .0 | .0 | .0 | .0 | .0 | .0 | .0 | .0 |
| **35m/s** | .0 | .0 | .0 | .0 | .0 | .0 | .0 | .0 | .0 | .0 | .0 | .0 | .0 | .0 | .0 | .0 | .0 |
| **40m/s** | .0 | .0 | .0 | .0 | .0 | .0 | .0 | .0 | .0 | .0 | .0 | .0 | .0 | .0 | .0 | .0 | .0 |
| **100m/s** | | | | | | | | | | | | | | | | | |
| 合計 (%) | 4.9 | 1.8 | 2.0 | 2.6 | 9.1 | 6.5 | 8.1 | 15.0 | 7.0 | 2.4 | 8.3 | 15.4 | 10.3 | 3.5 | .8 | 1.1 | 98.8 |

[註**1**]: 風速介於 **1.0m/s~ 2.0m/s** 佔 **25.2%** 。主風向 **WSW** 佔 **15.4%** 。

[註**2**]: 風速平均值 **= 3.2m/s** , 風速最大值 **= 20.9m/s** , 其風向爲 **E** 。

[註**3**]: 風速小於**5m/s** 佔 **83.2%**; 介於**5~10m/s** 佔 **13.1%** ; 風速大於**10m/s** 佔 **3.7%**。

[註**4**]: 風向介於 **N~E** 佔 **14.1%**;**E~S** 佔 **40.1%** ;**S~W** 佔 **33.8%** ;**W~N** 佔 **10.8%**; 靜風佔 **1.2%** 。

[註**5**]: 資料每小時記錄一次 , 合計 **739**筆 ( **99.3%**) , 檔名 : **W078SAW0.1HA** 。

# 表6.7.44　2007年 9月 蘇澳港測站 W 風速及風向聯合分佈百分比 (%) 統計表

**2007年 9月 1日 0時 ~ 2007年 9月30日23時**

| 風向<br>風速 | N | NNE | NE | ENE | E | ESE | SE | SSE | S | SSW | SW | WSW | W | WNW | NW | NNW | 合計<br>(%) |
|---|---|---|---|---|---|---|---|---|---|---|---|---|---|---|---|---|---|
| **.3m/s** | 1.1 | .1 | .1 | .1 | .1 | .0 | .0 | .0 | .3 | .3 | 1.1 | .7 | .9 | .4 | .0 | .1 | 5.6 |
| **1m/s** | 2.1 | 1.3 | .4 | 1.4 | .3 | .1 | .3 | .4 | 1.1 | .4 | 2.7 | 5.7 | 4.6 | 1.6 | .7 | .4 | 23.7 |
| **2m/s** | 2.4 | 1.6 | 1.1 | 1.3 | 1.4 | .6 | 1.3 | 1.1 | 1.1 | .7 | 1.0 | 7.7 | 8.6 | 2.4 | .6 | .6 | 33.5 |
| **3m/s** | 1.4 | 1.0 | .7 | 1.6 | 1.6 | 1.0 | .6 | 1.4 | 1.3 | .0 | .3 | 1.9 | 4.3 | .7 | .6 | .0 | 18.3 |
| **4m/s** | .1 | .4 | .9 | .7 | .4 | 1.3 | .9 | 1.4 | .9 | .0 | .4 | .1 | .9 | .7 | .7 | .0 | 9.8 |
| **5m/s** | .0 | .0 | .0 | .3 | .4 | 1.4 | 1.1 | .7 | .6 | .0 | .0 | .0 | .4 | .1 | .1 | .0 | 5.3 |
| **6m/s** | .0 | .0 | .0 | .1 | .4 | .1 | .4 | .3 | .0 | .0 | .0 | .0 | .3 | .0 | .0 | .0 | 1.7 |
| **7m/s** | .0 | .0 | .0 | .0 | .1 | .3 | .3 | .3 | .0 | .0 | .0 | .0 | .1 | .0 | .0 | .0 | 1.1 |
| **8m/s** | .0 | .0 | .0 | .0 | .0 | .3 | .1 | .0 | .0 | .0 | .0 | .0 | .0 | .0 | .0 | .0 | .4 |
| **10m/s** | .0 | .0 | .0 | .0 | .0 | .0 | .0 | .0 | .0 | .0 | .0 | .0 | .0 | .0 | .0 | .0 | .0 |
| **12m/s** | .0 | .0 | .0 | .0 | .0 | .0 | .0 | .0 | .0 | .0 | .0 | .0 | .0 | .0 | .0 | .0 | .0 |
| **14m/s** | .0 | .0 | .0 | .0 | .0 | .0 | .0 | .0 | .0 | .0 | .0 | .0 | .0 | .0 | .0 | .0 | .0 |
| **16m/s** | .0 | .0 | .0 | .0 | .0 | .0 | .0 | .0 | .0 | .0 | .0 | .0 | .0 | .0 | .0 | .0 | .0 |
| **18m/s** | .0 | .0 | .0 | .0 | .0 | .0 | .0 | .0 | .0 | .0 | .0 | .0 | .0 | .0 | .0 | .0 | .0 |
| **20m/s** | .0 | .0 | .0 | .0 | .0 | .0 | .0 | .0 | .0 | .0 | .0 | .0 | .0 | .0 | .0 | .0 | .0 |
| **25m/s** | .0 | .0 | .0 | .0 | .0 | .0 | .0 | .0 | .0 | .0 | .0 | .0 | .0 | .0 | .0 | .0 | .0 |
| **30m/s** | .0 | .0 | .0 | .0 | .0 | .0 | .0 | .0 | .0 | .0 | .0 | .0 | .0 | .0 | .0 | .0 | .0 |
| **35m/s** | .0 | .0 | .0 | .0 | .0 | .0 | .0 | .0 | .0 | .0 | .0 | .0 | .0 | .0 | .0 | .0 | .0 |
| **40m/s** | .0 | .0 | .0 | .0 | .0 | .0 | .0 | .0 | .0 | .0 | .0 | .0 | .0 | .0 | .0 | .0 | .0 |
| **100m/s** | | | | | | | | | | | | | | | | | |
| 合計 (%) | 7.3 | 4.4 | 3.3 | 5.6 | 4.9 | 5.1 | 5.0 | 5.7 | 5.3 | 1.4 | 5.6 | 16.1 | 20.0 | 6.0 | 2.7 | 1.1 | 99.4 |

[註**1**]: 風速介於 **2.0m/s~ 3.0m/s** 佔 **33.5%** 。主風向 **W** 佔 **20.0%** 。

[註**2**]: 風速平均值 **= 2.8m/s** , 風速最大值 **= 8.2m/s** , 其風向爲 **SE** 。

[註**3**]: 風速小於**5m/s** 佔 **91.4%**; 介於**5~10m/s** 佔 **8.6%** ; 風速大於**10m/s** 佔 **.0%**。

[註**4**]: 風向介於 **N~E** 佔 **21.4%**;**E~S** 佔 **20.4%** ;**S~W** 佔 **36.1%** ;**W~N** 佔 **21.5%**; 靜風佔 **.6%** 。

[註**5**]: 資料每小時記錄一次 , 合計 **701**筆 ( **97.4%**) , 檔名 : **W079SAW0.1HA** 。

# 表6.7.45　2007年 10月 蘇澳港測站 W 風速及風向聯合分佈百分比 (%) 統計表

**2007年10月 1日 0時 ~ 2007年10月31日23時**

| 風向<br>風速 | N | NNE | NE | ENE | E | ESE | SE | SSE | S | SSW | SW | WSW | W | WNW | NW | NNW | 合計<br>(%) |
|---|---|---|---|---|---|---|---|---|---|---|---|---|---|---|---|---|---|
| **.3m/s** | .3 | .3 | .3 | .0 | .4 | .3 | .0 | .0 | .1 | .1 | .3 | 1.0 | .8 | .0 | .0 | .1 | 4.0 |
| **1m/s** | 1.5 | 1.0 | .6 | .7 | .4 | .3 | .1 | .0 | .1 | .1 | 1.1 | 4.4 | 6.9 | 1.9 | 1.1 | .1 | 20.4 |
| **2m/s** | 1.0 | .7 | 1.1 | .7 | .4 | .4 | .1 | .3 | .3 | .0 | .4 | 9.3 | 10.2 | 3.2 | 1.0 | .3 | 29.3 |
| **3m/s** | 1.2 | 1.2 | .7 | .6 | 1.0 | 1.2 | .1 | .1 | .0 | .0 | .4 | 1.8 | 9.9 | 1.7 | .6 | .1 | 20.7 |
| **4m/s** | .6 | .3 | .6 | .8 | .7 | .8 | .1 | .1 | .0 | .0 | .1 | .0 | 6.2 | 2.1 | .3 | .0 | 12.7 |
| **5m/s** | .4 | .3 | .1 | .7 | .7 | .4 | .0 | .0 | .0 | .0 | .1 | .0 | 2.5 | .3 | .0 | .0 | 5.5 |
| **6m/s** | .3 | .1 | .1 | 1.1 | 1.1 | .1 | .0 | .0 | .0 | .0 | .0 | .0 | .3 | .0 | .0 | .0 | 3.2 |
| **7m/s** | .7 | .0 | .0 | .6 | .3 | .0 | .0 | .0 | .0 | .0 | .0 | .0 | .0 | .0 | .0 | .0 | 1.5 |
| **8m/s** | .6 | .4 | .0 | .0 | .0 | .0 | .0 | .0 | .0 | .0 | .0 | .0 | .0 | .0 | .0 | .0 | 1.0 |
| **10m/s** | .3 | .3 | .1 | .0 | .0 | .0 | .0 | .0 | .0 | .0 | .0 | .0 | .0 | .0 | .0 | .0 | .7 |
| **12m/s** | .1 | .0 | .0 | .0 | .0 | .0 | .0 | .0 | .0 | .0 | .0 | .0 | .1 | .0 | .0 | .0 | .3 |
| **14m/s** | .0 | .0 | .1 | .0 | .0 | .0 | .0 | .0 | .0 | .0 | .0 | .0 | .0 | .0 | .0 | .0 | .1 |
| **16m/s** | .0 | .0 | .0 | .0 | .0 | .0 | .0 | .0 | .0 | .0 | .0 | .0 | .0 | .0 | .0 | .0 | .0 |
| **18m/s** | .0 | .0 | .0 | .0 | .0 | .0 | .0 | .0 | .0 | .0 | .0 | .0 | .0 | .0 | .0 | .0 | .0 |
| **20m/s** | .0 | .0 | .0 | .0 | .0 | .0 | .0 | .0 | .0 | .0 | .0 | .0 | .0 | .0 | .0 | .0 | .0 |
| **25m/s** | .0 | .0 | .0 | .0 | .0 | .0 | .0 | .0 | .0 | .0 | .0 | .0 | .0 | .0 | .0 | .0 | .0 |
| **30m/s** | .0 | .0 | .0 | .0 | .0 | .0 | .0 | .0 | .0 | .0 | .0 | .0 | .0 | .0 | .0 | .0 | .0 |
| **35m/s** | .0 | .0 | .0 | .0 | .0 | .0 | .0 | .0 | .0 | .0 | .0 | .0 | .0 | .0 | .0 | .0 | .0 |
| **40m/s** | .0 | .0 | .0 | .0 | .0 | .0 | .0 | .0 | .0 | .0 | .0 | .0 | .0 | .0 | .0 | .0 | .0 |
| **100m/s** | | | | | | | | | | | | | | | | | |
| 合計 (%) | 6.9 | 4.6 | 3.7 | 5.1 | 5.0 | 3.6 | .6 | .6 | .6 | .3 | 2.5 | 16.4 | 37.0 | 9.1 | 2.9 | .7 | 99.4 |

[註**1**]: 風速介於 **2.0m/s~ 3.0m/s** 佔 **29.3%** 。主風向 **W** 佔 **37.0%** 。

[註**2**]: 風速平均值 **= 3.2m/s** , 風速最大值 **= 15.7m/s** , 其風向爲 **NE** 。

[註**3**]: 風速小於**5m/s** 佔 **87.7%**; 介於**5~10m/s** 佔 **11.2%** ; 風速大於**10m/s** 佔 **1.1%**。

[註**4**]: 風向介於 **N~E** 佔 **20.9%**;**E~S** 佔 **8.6%** ;**S~W** 佔 **34.1%** ;**W~N** 佔 **35.9%**; 靜風佔 **.6%** 。

[註**5**]: 資料每小時記錄一次 , 合計 **724**筆 ( **97.3%**) , 檔名 : **W07ASAW0.1HA** 。

# 表6.7.46　2007年 11月 蘇澳港測站 W 風速及風向聯合分佈百分比 (%) 統計表

**2007年11月 1日 0時 ~ 2007年11月30日23時**

| 風向<br>風速 | N | NNE | NE | ENE | E | ESE | SE | SSE | S | SSW | SW | WSW | W | WNW | NW | NNW | 合計<br>(%) |
|---|---|---|---|---|---|---|---|---|---|---|---|---|---|---|---|---|---|
| **.3m/s** | .3 | .1 | .0 | .1 | .0 | .0 | .0 | .0 | .0 | .1 | .1 | .4 | .4 | .3 | .0 | .3 | 2.2 |
| **1m/s** | 1.1 | 1.3 | .1 | .6 | .6 | .1 | .0 | .1 | .3 | .1 | .6 | 3.2 | 2.6 | 1.4 | 1.0 | .1 | 13.2 |
| **2m/s** | 1.1 | .6 | .3 | .3 | .7 | .4 | .0 | .0 | .3 | .6 | 1.0 | 7.8 | 9.3 | 2.9 | 1.5 | .4 | 27.1 |
| **3m/s** | .6 | .8 | .3 | .3 | .3 | .0 | .0 | .0 | .3 | .0 | .4 | 4.0 | 11.5 | 4.9 | 1.1 | .3 | 24.7 |
| **4m/s** | 1.1 | .7 | .4 | .3 | .4 | .1 | .0 | .0 | .0 | .0 | .3 | .6 | 8.5 | 3.1 | .7 | .1 | 16.3 |
| **5m/s** | 1.0 | .6 | .3 | .0 | .1 | .0 | .0 | .0 | .0 | .0 | .0 | .1 | 4.7 | 1.9 | .4 | .0 | 9.2 |
| **6m/s** | .3 | .1 | .1 | .1 | .7 | .0 | .0 | .0 | .0 | .0 | .0 | .0 | 1.0 | .1 | .0 | .0 | 2.5 |
| **7m/s** | .1 | .1 | .1 | .1 | 1.0 | .0 | .0 | .0 | .0 | .0 | .0 | .0 | .1 | .0 | .0 | .0 | 1.7 |
| **8m/s** | .0 | .0 | .0 | .4 | 1.4 | .0 | .0 | .0 | .0 | .0 | .0 | .0 | .0 | .0 | .0 | .0 | 1.8 |
| **10m/s** | .0 | .0 | .0 | .0 | .1 | .0 | .0 | .0 | .0 | .0 | .0 | .0 | .0 | .0 | .0 | .0 | .1 |
| **12m/s** | .0 | .0 | .0 | .1 | .0 | .0 | .0 | .0 | .0 | .0 | .0 | .0 | .0 | .0 | .0 | .0 | .1 |
| **14m/s** | .0 | .0 | .0 | .0 | .0 | .0 | .0 | .0 | .0 | .0 | .0 | .0 | .0 | .0 | .0 | .0 | .0 |
| **16m/s** | .0 | .0 | .0 | .0 | .0 | .0 | .0 | .0 | .0 | .0 | .0 | .0 | .0 | .0 | .0 | .0 | .0 |
| **18m/s** | .0 | .0 | .0 | .0 | .0 | .0 | .0 | .0 | .0 | .0 | .0 | .0 | .0 | .0 | .0 | .0 | .0 |
| **20m/s** | .0 | .0 | .0 | .0 | .0 | .0 | .0 | .0 | .0 | .0 | .0 | .0 | .0 | .0 | .0 | .0 | .0 |
| **25m/s** | .0 | .0 | .0 | .0 | .0 | .0 | .0 | .0 | .0 | .0 | .0 | .0 | .0 | .0 | .0 | .0 | .0 |
| **30m/s** | .0 | .0 | .0 | .0 | .0 | .0 | .0 | .0 | .0 | .0 | .0 | .0 | .0 | .0 | .0 | .0 | .0 |
| **35m/s** | .0 | .0 | .0 | .0 | .0 | .0 | .0 | .0 | .0 | .0 | .0 | .0 | .0 | .0 | .0 | .0 | .0 |
| **40m/s** | .0 | .0 | .0 | .0 | .0 | .0 | .0 | .0 | .0 | .0 | .0 | .0 | .0 | .0 | .0 | .0 | .0 |
| **100m/s** | | | | | | | | | | | | | | | | | |
| 合計 (%) | 5.6 | 4.3 | 1.7 | 2.4 | 5.3 | .7 | .0 | .1 | .8 | .8 | 2.4 | 16.1 | 38.2 | 14.6 | 4.7 | 1.3 | 98.9 |

[註**1**]: 風速介於 **2.0m/s~ 3.0m/s** 佔 **27.1%** 。主風向 **W** 佔 **38.2%** 。

[註**2**]: 風速平均值 **= 3.4m/s** , 風速最大值 **= 12.4m/s** , 其風向爲 **ENE**。

[註**3**]: 風速小於**5m/s** 佔 **84.6%**; 介於**5~10m/s** 佔 **15.1%** ; 風速大於**10m/s** 佔 **.3%**。

[註**4**]: 風向介於 **N~E** 佔 **14.0%**;**E~S** 佔 **4.7%** ;**S~W** 佔 **32.8%** ;**W~N** 佔 **47.4%**; 靜風佔 **1.1%** 。

[註**5**]: 資料每小時記錄一次 , 合計 **720**筆 **(100.0%)** , 檔名 : **W07BSAW0.1HA** 。

# 表6.7.47　2007年 冬季 蘇澳港測站 W 風速及風向聯合分佈百分比 (%) 統計表

**2006年12月 1日 0時 ~ 2007年 2月28日23時**

| 風向<br>風速 | N | NNE | NE | ENE | E | ESE | SE | SSE | S | SSW | SW | WSW | W | WNW | NW | NNW | 合計<br>(%) |
|---|---|---|---|---|---|---|---|---|---|---|---|---|---|---|---|---|---|
| **.3m/s** | .4 | .4 | .1 | .0 | .1 | .0 | .0 | .0 | .2 | .4 | .7 | .6 | 1.2 | .3 | .3 | .3 | 5.1 |
| **1m/s** | 1.1 | .7 | .1 | .5 | .5 | .1 | .3 | .2 | .1 | .4 | 2.6 | 5.0 | 4.6 | 1.1 | .8 | .6 | 18.6 |
| **2m/s** | 1.6 | 1.2 | .6 | .6 | .8 | .3 | .2 | .3 | .7 | .0 | 1.9 | 10.9 | 8.9 | 1.5 | 1.2 | .4 | 31.2 |
| **3m/s** | 1.8 | 1.1 | 1.0 | .5 | .5 | .4 | .4 | .7 | 1.1 | .1 | .4 | 5.9 | 6.6 | 2.3 | .6 | .2 | 23.6 |
| **4m/s** | 1.3 | .9 | .8 | .6 | .1 | .1 | .6 | .7 | .0 | .0 | .0 | .4 | 5.0 | 1.6 | .5 | .0 | 12.5 |
| **5m/s** | .8 | .7 | .4 | .7 | .0 | .0 | .1 | .3 | .0 | .0 | .0 | .2 | 1.9 | .2 | .1 | .0 | 5.7 |
| **6m/s** | .3 | .1 | .2 | .2 | .0 | .0 | .1 | .4 | .0 | .0 | .0 | .0 | .5 | .0 | .0 | .0 | 1.9 |
| **7m/s** | .1 | .0 | .1 | .0 | .0 | .0 | .0 | .1 | .0 | .0 | .0 | .0 | .1 | .0 | .0 | .0 | .4 |
| **8m/s** | .0 | .0 | .1 | .0 | .0 | .0 | .0 | .0 | .0 | .0 | .0 | .0 | .0 | .0 | .0 | .0 | .2 |
| **10m/s** | .0 | .0 | .0 | .0 | .0 | .0 | .0 | .0 | .0 | .0 | .0 | .0 | .0 | .0 | .0 | .0 | .0 |
| **12m/s** | .0 | .0 | .0 | .0 | .0 | .0 | .0 | .0 | .0 | .0 | .0 | .0 | .0 | .0 | .0 | .0 | .0 |
| **14m/s** | .0 | .0 | .0 | .0 | .0 | .0 | .0 | .0 | .0 | .0 | .0 | .0 | .0 | .0 | .0 | .0 | .0 |
| **16m/s** | .0 | .0 | .0 | .0 | .0 | .0 | .0 | .0 | .0 | .0 | .0 | .0 | .0 | .0 | .0 | .0 | .0 |
| **18m/s** | .0 | .0 | .0 | .0 | .0 | .0 | .0 | .0 | .0 | .0 | .0 | .0 | .0 | .0 | .0 | .0 | .0 |
| **20m/s** | .0 | .0 | .0 | .0 | .0 | .0 | .0 | .0 | .0 | .0 | .0 | .0 | .0 | .0 | .0 | .0 | .0 |
| **25m/s** | .0 | .0 | .0 | .0 | .0 | .0 | .0 | .0 | .0 | .0 | .0 | .0 | .0 | .0 | .0 | .0 | .0 |
| **30m/s** | .0 | .0 | .0 | .0 | .0 | .0 | .0 | .0 | .0 | .0 | .0 | .0 | .0 | .0 | .0 | .0 | .0 |
| **35m/s** | .0 | .0 | .0 | .0 | .0 | .0 | .0 | .0 | .0 | .0 | .0 | .0 | .0 | .0 | .0 | .0 | .0 |
| **40m/s** | .0 | .0 | .0 | .0 | .0 | .0 | .0 | .0 | .0 | .0 | .0 | .0 | .0 | .0 | .0 | .0 | .0 |
| **100m/s** | | | | | | | | | | | | | | | | | |
| 合計 (%) | 7.4 | 5.1 | 3.5 | 3.0 | 2.0 | 1.0 | 1.8 | 2.8 | 2.1 | .9 | 5.7 | 23.0 | 28.7 | 7.0 | 3.6 | 1.5 | 99.2 |

[註1]: 風速介於 **2.0m/s~ 3.0m/s** 佔 **31.2%** 。主風向 **W** 佔 **28.7%** 。

[註2]: 風速平均值 = **2.9m/s** , 風速最大值 = **9.8m/s** , 其風向爲 **ENE**。

[註3]: 風速小於**5m/s** 佔 **91.8%**; 介於**5~10m/s** 佔 **8.2%** ; 風速大於**10m/s** 佔 **.0%**。

[註4]: 風向介於 **N~E** 佔 **18.9%**;**E~S** 佔 **7.8%** ;**S~W** 佔 **41.8%** ;**W~N** 佔 **30.7%**; 靜風佔 **.8%** 。

[註5]: 資料每小時記錄一次 , 合計 **2157**筆 ( **99.9%**) , 檔名 : **W07WSAW0.1HY** 。

# 表6.7.48　2007年 春季 蘇澳港測站 W 風速及風向聯合分佈百分比 (%) 統計表

**2007年 3月 1日 0時 ~ 2007年 5月31日23時**

| 風向<br>風速 | N | NNE | NE | ENE | E | ESE | SE | SSE | S | SSW | SW | WSW | W | WNW | NW | NNW | 合計<br>(%) |
|---|---|---|---|---|---|---|---|---|---|---|---|---|---|---|---|---|---|
| **.3m/s** | .5 | .4 | .2 | .5 | .3 | .1 | .1 | .3 | .3 | 1.0 | 1.8 | 2.5 | 1.9 | .4 | .4 | .5 | 11.1 |
| **1m/s** | 1.6 | .9 | .8 | 1.0 | 1.2 | .2 | .2 | .5 | .6 | .4 | 4.4 | 7.0 | 4.8 | .8 | .9 | .7 | 26.0 |
| **2m/s** | 1.5 | 1.0 | 1.5 | 1.0 | 2.0 | .8 | .4 | .6 | 1.0 | .3 | 2.9 | 9.5 | 4.2 | 1.0 | .3 | .5 | 28.5 |
| **3m/s** | 1.0 | .9 | 1.0 | 1.0 | 1.3 | .5 | .6 | .9 | .4 | .1 | .5 | 2.3 | 2.1 | .7 | .1 | .3 | 13.4 |
| **4m/s** | .8 | .5 | .8 | .7 | .9 | .8 | .7 | .9 | .5 | .0 | .0 | .5 | 1.9 | .4 | .1 | .0 | 9.5 |
| **5m/s** | .5 | .3 | .5 | .0 | .0 | .3 | .6 | 1.1 | .1 | .0 | .0 | .0 | 1.3 | .2 | .1 | .0 | 5.3 |
| **6m/s** | .3 | .2 | .4 | .0 | .0 | .0 | .5 | .4 | .0 | .0 | .0 | .0 | .4 | .1 | .0 | .0 | 2.4 |
| **7m/s** | .2 | .0 | .1 | .0 | .0 | .0 | .2 | .5 | .1 | .0 | .0 | .0 | .0 | .0 | .0 | .0 | 1.1 |
| **8m/s** | .0 | .0 | .0 | .0 | .0 | .0 | .0 | .0 | .0 | .0 | .0 | .0 | .0 | .0 | .0 | .0 | .2 |
| **10m/s** | .0 | .0 | .0 | .0 | .0 | .0 | .0 | .0 | .0 | .0 | .0 | .0 | .0 | .0 | .0 | .0 | .0 |
| **12m/s** | .0 | .0 | .0 | .0 | .0 | .0 | .0 | .0 | .0 | .0 | .0 | .0 | .0 | .0 | .0 | .0 | .0 |
| **14m/s** | .0 | .0 | .0 | .0 | .0 | .0 | .0 | .0 | .0 | .0 | .0 | .0 | .0 | .0 | .0 | .0 | .0 |
| **16m/s** | .0 | .0 | .0 | .0 | .0 | .0 | .0 | .0 | .0 | .0 | .0 | .0 | .0 | .0 | .0 | .0 | .0 |
| **18m/s** | .0 | .0 | .0 | .0 | .0 | .0 | .0 | .0 | .0 | .0 | .0 | .0 | .0 | .0 | .0 | .0 | .0 |
| **20m/s** | .0 | .0 | .0 | .0 | .0 | .0 | .0 | .0 | .0 | .0 | .0 | .0 | .0 | .0 | .0 | .0 | .0 |
| **25m/s** | .0 | .0 | .0 | .0 | .0 | .0 | .0 | .0 | .0 | .0 | .0 | .0 | .0 | .0 | .0 | .0 | .0 |
| **30m/s** | .0 | .0 | .0 | .0 | .0 | .0 | .0 | .0 | .0 | .0 | .0 | .0 | .0 | .0 | .0 | .0 | .0 |
| **35m/s** | .0 | .0 | .0 | .0 | .0 | .0 | .0 | .0 | .0 | .0 | .0 | .0 | .0 | .0 | .0 | .0 | .0 |
| **40m/s** | .0 | .0 | .0 | .0 | .0 | .0 | .0 | .0 | .0 | .0 | .0 | .0 | .0 | .0 | .0 | .0 | .0 |
| **100m/s** | | | | | | | | | | | | | | | | | |
| 合計 (%) | 6.3 | 4.1 | 5.2 | 4.4 | 5.8 | 2.9 | 3.4 | 5.2 | 3.0 | 1.9 | 9.5 | 21.8 | 16.6 | 3.5 | 1.9 | 2.0 | 97.5 |

[註1]: 風速介於 **2.0m/s~ 3.0m/s** 佔 **28.5%** 。主風向 **WSW** 佔 **21.8%** 。

[註2]: 風速平均值 = **2.6m/s** , 風速最大值 = **10.0m/s** , 其風向爲 **ENE**。

[註3]: 風速小於**5m/s** 佔 **91.1%**; 介於**5~10m/s** 佔 **8.9%** ; 風速大於**10m/s** 佔 **.0%**。

[註4]: 風向介於 **N~E** 佔 **20.2%**;**E~S** 佔 **16.9%** ;**S~W** 佔 **41.6%** ;**W~N** 佔 **18.8%**; 靜風佔 **2.5%** 。

[註5]: 資料每小時記錄一次 , 合計 **2207**筆 **(100.0%)** , 檔名 : **W07NSAW0.1HY** 。

# 表6.7.49　2007年 夏季 蘇澳港測站 W 風速及風向聯合分佈百分比 (%) 統計表

**2007年 6月 1日 0時 ~ 2007年 8月31日23時**

| 風向<br>風速 | N | NNE | NE | ENE | E | ESE | SE | SSE | S | SSW | SW | WSW | W | WNW | NW | NNW | 合計<br>(%) |
|---|---|---|---|---|---|---|---|---|---|---|---|---|---|---|---|---|---|
| **.3m/s** | 1.2 | .4 | .7 | .1 | .3 | .2 | .2 | .2 | .5 | .9 | 3.4 | 3.0 | 2.1 | .8 | .5 | .6 | 15.1 |
| **1m/s** | 1.1 | .9 | 1.0 | 1.5 | 1.0 | .4 | .5 | 1.1 | 1.0 | 1.6 | 5.9 | 7.3 | 3.4 | .9 | .5 | .6 | 28.7 |
| **2m/s** | 1.2 | .7 | .8 | 1.1 | 2.4 | 1.3 | .7 | 1.6 | 1.6 | .8 | 1.3 | 4.2 | 2.0 | .7 | .2 | .2 | 20.8 |
| **3m/s** | .3 | .7 | .3 | .5 | 3.1 | 1.1 | 1.6 | 1.9 | 1.3 | .2 | .1 | .4 | .7 | .5 | .1 | .0 | 12.8 |
| **4m/s** | .1 | .1 | .4 | .4 | 1.5 | 1.1 | 1.6 | 1.9 | .8 | .0 | .0 | .0 | .2 | .3 | .0 | .0 | 8.5 |
| **5m/s** | .0 | .0 | .2 | .2 | .5 | .3 | 1.0 | 1.6 | .4 | .0 | .0 | .0 | .0 | .0 | .0 | .0 | 4.3 |
| **6m/s** | .0 | .0 | .0 | .0 | .1 | .5 | .9 | 1.8 | .2 | .0 | .0 | .0 | .0 | .0 | .0 | .0 | 3.5 |
| **7m/s** | .1 | .0 | .0 | .0 | .0 | .1 | .6 | .2 | .0 | .0 | .0 | .0 | .0 | .0 | .0 | .0 | 1.1 |
| **8m/s** | .0 | .0 | .0 | .0 | .0 | .1 | .0 | .2 | .3 | .0 | .0 | .0 | .0 | .0 | .0 | .0 | .7 |
| **10m/s** | .0 | .0 | .0 | .0 | .0 | .1 | .0 | .1 | .3 | .0 | .0 | .0 | .0 | .0 | .0 | .0 | .5 |
| **12m/s** | .0 | .0 | .0 | .0 | .0 | .0 | .0 | .0 | .0 | .0 | .0 | .0 | .0 | .0 | .0 | .0 | .1 |
| **14m/s** | .0 | .0 | .0 | .0 | .0 | .0 | .0 | .0 | .0 | .0 | .0 | .0 | .0 | .0 | .0 | .0 | .1 |
| **16m/s** | .0 | .0 | .0 | .0 | .0 | .2 | .0 | .0 | .0 | .0 | .0 | .0 | .0 | .0 | .0 | .0 | .2 |
| **18m/s** | .0 | .0 | .0 | .0 | .1 | .0 | .0 | .0 | .0 | .0 | .0 | .0 | .0 | .0 | .0 | .0 | .1 |
| **20m/s** | .0 | .0 | .0 | .0 | .0 | .1 | .0 | .0 | .0 | .0 | .0 | .0 | .0 | .0 | .0 | .0 | .1 |
| **25m/s** | .0 | .0 | .0 | .0 | .0 | .0 | .0 | .0 | .0 | .0 | .0 | .0 | .0 | .0 | .0 | .0 | .0 |
| **30m/s** | .0 | .0 | .0 | .0 | .0 | .0 | .0 | .0 | .0 | .0 | .0 | .0 | .0 | .0 | .0 | .0 | .0 |
| **35m/s** | .0 | .0 | .0 | .0 | .0 | .0 | .0 | .0 | .0 | .0 | .0 | .0 | .0 | .0 | .0 | .0 | .0 |
| **40m/s** | .0 | .0 | .0 | .0 | .0 | .0 | .0 | .0 | .0 | .0 | .0 | .0 | .0 | .0 | .0 | .0 | .0 |
| **100m/s** | | | | | | | | | | | | | | | | | |
| 合計 (%) | 4.3 | 2.7 | 3.4 | 3.7 | 9.2 | 5.6 | 7.2 | 10.6 | 6.5 | 3.5 | 10.8 | 14.8 | 8.4 | 3.2 | 1.3 | 1.5 | 96.9 |

[註1]: 風速介於 **1.0m/s~ 2.0m/s** 佔 **28.7%** 。主風向 **WSW** 佔 **14.8%** 。

[註2]: 風速平均值 = **2.6m/s** , 風速最大值 = **20.9m/s** , 其風向爲 **E** 。

[註3]: 風速小於**5m/s** 佔 **89.1%**; 介於**5~10m/s** 佔 **9.6%** ; 風速大於**10m/s** 佔 **1.2%**。

[註4]: 風向介於 **N~E** 佔 **16.1%**;**E~S** 佔 **32.8%** ;**S~W** 佔 **36.1%** ;**W~N** 佔 **11.8%**; 靜風佔 **3.1%** 。

[註5]: 資料每小時記錄一次 , 合計 **2192**筆 ( **99.3%**) , 檔名 : **W07SSAW0.1HY** 。

# 表6.7.50　2007年 秋季 蘇澳港測站 W 風速及風向聯合分佈百分比 (%) 統計表

**2007年 9月 1日 0時 ~ 2007年11月30日23時**

| 風向<br>風速 | N | NNE | NE | ENE | E | ESE | SE | SSE | S | SSW | SW | WSW | W | WNW | NW | NNW | 合計<br>(%) |
|---|---|---|---|---|---|---|---|---|---|---|---|---|---|---|---|---|---|
| **.3m/s** | .6 | .2 | .1 | .1 | .2 | .1 | .0 | .0 | .1 | .2 | .5 | .7 | .7 | .2 | .0 | .2 | 3.9 |
| **1m/s** | 1.6 | 1.2 | .4 | .9 | .4 | .2 | .1 | .2 | .5 | .2 | 1.4 | 4.4 | 4.7 | 1.6 | .9 | .2 | 19.1 |
| **2m/s** | 1.5 | .9 | .8 | .7 | .8 | .5 | .5 | .5 | .6 | .4 | .8 | 8.3 | 9.4 | 2.8 | 1.0 | .4 | 29.9 |
| **3m/s** | 1.1 | 1.0 | .6 | .8 | .9 | .7 | .2 | .5 | .5 | .0 | .4 | 2.6 | 8.6 | 2.4 | .7 | .1 | 21.3 |
| **4m/s** | .6 | .5 | .6 | .6 | .5 | .7 | .3 | .5 | .3 | .0 | .3 | .2 | 5.2 | 2.0 | .6 | .0 | 13.0 |
| **5m/s** | .5 | .3 | .1 | .3 | .4 | .6 | .4 | .2 | .2 | .0 | .0 | .0 | 2.6 | .8 | .2 | .0 | 6.7 |
| **6m/s** | .2 | .1 | .1 | .5 | .7 | .1 | .1 | .1 | .0 | .0 | .0 | .0 | .5 | .0 | .0 | .0 | 2.5 |
| **7m/s** | .3 | .0 | .0 | .2 | .5 | .1 | .1 | .1 | .0 | .0 | .0 | .0 | .1 | .0 | .0 | .0 | 1.4 |
| **8m/s** | .2 | .1 | .0 | .1 | .5 | .1 | .0 | .0 | .0 | .0 | .0 | .0 | .0 | .0 | .0 | .0 | 1.1 |
| **10m/s** | .1 | .1 | .0 | .0 | .0 | .0 | .0 | .0 | .0 | .0 | .0 | .0 | .0 | .0 | .0 | .0 | .3 |
| **12m/s** | .0 | .0 | .0 | .0 | .0 | .0 | .0 | .0 | .0 | .0 | .0 | .0 | .0 | .0 | .0 | .0 | .1 |
| **14m/s** | .0 | .0 | .0 | .0 | .0 | .0 | .0 | .0 | .0 | .0 | .0 | .0 | .0 | .0 | .0 | .0 | .0 |
| **16m/s** | .0 | .0 | .0 | .0 | .0 | .0 | .0 | .0 | .0 | .0 | .0 | .0 | .0 | .0 | .0 | .0 | .0 |
| **18m/s** | .0 | .0 | .0 | .0 | .0 | .0 | .0 | .0 | .0 | .0 | .0 | .0 | .0 | .0 | .0 | .0 | .0 |
| **20m/s** | .0 | .0 | .0 | .0 | .0 | .0 | .0 | .0 | .0 | .0 | .0 | .0 | .0 | .0 | .0 | .0 | .0 |
| **25m/s** | .0 | .0 | .0 | .0 | .0 | .0 | .0 | .0 | .0 | .0 | .0 | .0 | .0 | .0 | .0 | .0 | .0 |
| **30m/s** | .0 | .0 | .0 | .0 | .0 | .0 | .0 | .0 | .0 | .0 | .0 | .0 | .0 | .0 | .0 | .0 | .0 |
| **35m/s** | .0 | .0 | .0 | .0 | .0 | .0 | .0 | .0 | .0 | .0 | .0 | .0 | .0 | .0 | .0 | .0 | .0 |
| **40m/s** | .0 | .0 | .0 | .0 | .0 | .0 | .0 | .0 | .0 | .0 | .0 | .0 | .0 | .0 | .0 | .0 | .0 |
| **100m/s** | | | | | | | | | | | | | | | | | |
| 合計 (%) | 6.6 | 4.4 | 2.9 | 4.3 | 5.0 | 3.1 | 1.8 | 2.1 | 2.2 | .8 | 3.4 | 16.2 | 31.8 | 9.9 | 3.4 | 1.0 | 99.3 |

[註1]: 風速介於 **2.0m/s~ 3.0m/s** 佔 **29.9%** 。主風向 **W** 佔 **31.8%** 。

[註2]: 風速平均值 = **3.1m/s** , 風速最大值 = **15.7m/s** , 其風向爲 **NE** 。

[註3]: 風速小於**5m/s** 佔 **87.9%**; 介於**5~10m/s** 佔 **11.7%** ; 風速大於**10m/s** 佔 **.5%**。

[註4]: 風向介於 **N~E** 佔 **18.7%**;**E~S** 佔 **11.1%** ;**S~W** 佔 **34.3%** ;**W~N** 佔 **35.1%**; 靜風佔 **.7%** 。

[註5]: 資料每小時記錄一次 , 合計 **2145**筆 ( **98.2%**) , 檔名 : **W07FSAW0.1HY** 。

# 表6.7.51　2007年 整年 蘇澳港測站 W 風速及風向聯合分佈百分比 (%) 統計表

**2006年12月 1日 0時 ~ 2007年11月30日23時**

| 風向<br>風速 | N | NNE | NE | ENE | E | ESE | SE | SSE | S | SSW | SW | WSW | W | WNW | NW | NNW | 合計<br>(%) |
|---|---|---|---|---|---|---|---|---|---|---|---|---|---|---|---|---|---|
| **.3m/s** | .7 | .3 | .3 | .2 | .2 | .1 | .1 | .1 | .3 | .6 | 1.6 | 1.7 | 1.5 | .4 | .3 | .4 | 8.9 |
| **1m/s** | 1.3 | .9 | .6 | 1.0 | .8 | .2 | .3 | .5 | .6 | .7 | 3.6 | 5.9 | 4.4 | 1.1 | .8 | .5 | 23.1 |
| **2m/s** | 1.5 | .9 | .9 | .9 | 1.5 | .7 | .4 | .7 | 1.0 | .4 | 1.7 | 8.2 | 6.1 | 1.5 | .7 | .4 | 27.6 |
| **3m/s** | 1.0 | .9 | .7 | .7 | 1.4 | .7 | .7 | 1.0 | .8 | .1 | .3 | 2.8 | 4.5 | 1.4 | .4 | .2 | 17.7 |
| **4m/s** | .7 | .5 | .7 | .6 | .7 | .7 | .8 | 1.0 | .4 | .0 | .1 | .3 | 3.0 | 1.0 | .3 | .0 | 10.8 |
| **5m/s** | .5 | .3 | .3 | .3 | .3 | .3 | .5 | .8 | .2 | .0 | .0 | .1 | 1.4 | .3 | .1 | .0 | 5.5 |
| **6m/s** | .2 | .1 | .2 | .2 | .2 | .2 | .4 | .7 | .0 | .0 | .0 | .0 | .4 | .1 | .0 | .0 | 2.6 |
| **7m/s** | .2 | .0 | .1 | .1 | .1 | .0 | .2 | .2 | .0 | .0 | .0 | .0 | .0 | .0 | .0 | .0 | 1.0 |
| **8m/s** | .1 | .0 | .0 | .0 | .1 | .0 | .0 | .1 | .1 | .0 | .0 | .0 | .0 | .0 | .0 | .0 | .5 |
| **10m/s** | .0 | .0 | .0 | .0 | .0 | .0 | .0 | .0 | .1 | .0 | .0 | .0 | .0 | .0 | .0 | .0 | .2 |
| **12m/s** | .0 | .0 | .0 | .0 | .0 | .0 | .0 | .0 | .0 | .0 | .0 | .0 | .0 | .0 | .0 | .0 | .1 |
| **14m/s** | .0 | .0 | .0 | .0 | .0 | .0 | .0 | .0 | .0 | .0 | .0 | .0 | .0 | .0 | .0 | .0 | .0 |
| **16m/s** | .0 | .0 | .0 | .0 | .0 | .0 | .0 | .0 | .0 | .0 | .0 | .0 | .0 | .0 | .0 | .0 | .1 |
| **18m/s** | .0 | .0 | .0 | .0 | .0 | .0 | .0 | .0 | .0 | .0 | .0 | .0 | .0 | .0 | .0 | .0 | .0 |
| **20m/s** | .0 | .0 | .0 | .0 | .0 | .0 | .0 | .0 | .0 | .0 | .0 | .0 | .0 | .0 | .0 | .0 | .0 |
| **25m/s** | .0 | .0 | .0 | .0 | .0 | .0 | .0 | .0 | .0 | .0 | .0 | .0 | .0 | .0 | .0 | .0 | .0 |
| **30m/s** | .0 | .0 | .0 | .0 | .0 | .0 | .0 | .0 | .0 | .0 | .0 | .0 | .0 | .0 | .0 | .0 | .0 |
| **35m/s** | .0 | .0 | .0 | .0 | .0 | .0 | .0 | .0 | .0 | .0 | .0 | .0 | .0 | .0 | .0 | .0 | .0 |
| **40m/s** | .0 | .0 | .0 | .0 | .0 | .0 | .0 | .0 | .0 | .0 | .0 | .0 | .0 | .0 | .0 | .0 | .0 |
| **100m/s** | | | | | | | | | | | | | | | | | |
| 合計 (%) | 6.1 | 4.1 | 3.8 | 3.9 | 5.5 | 3.1 | 3.6 | 5.2 | 3.5 | 1.8 | 7.4 | 19.0 | 21.3 | 5.9 | 2.6 | 1.5 | 98.2 |

[註**1**]: 風速介於 **2.0m/s~ 3.0m/s** 佔 **27.6%** 。主風向 **W** 佔 **21.3%** 。

[註**2**]: 風速平均值 **= 2.8m/s** , 風速最大值 **= 20.9m/s** , 其風向爲 **E** 。

[註**3**]: 風速小於**5m/s** 佔 **90.0%**; 介於**5~10m/s** 佔 **9.6%** ; 風速大於**10m/s** 佔 **.4%**。

[註**4**]: 風向介於 **N~E** 佔 **18.5%**;**E~S** 佔 **17.2%** ;**S~W** 佔 **38.5%** ;**W~N** 佔 **24.0%**; 靜風佔 **1.8%** 。

[註**5**]: 資料每小時記錄一次 , 合計 **8701**筆 ( **99.3%**) , 檔名 : **W070SAW0.1HY** 。

# 表6.7.52　歷年 12月 蘇澳港測站 W 風速及風向聯合分佈百分比 (%) 統計表

**1999年12月 1日 0時 ~ 2006年12月31日23時**

| 風向<br>風速 | N | NNE | NE | ENE | E | ESE | SE | SSE | S | SSW | SW | WSW | W | WNW | NW | NNW | 合計<br>(%) |
|---|---|---|---|---|---|---|---|---|---|---|---|---|---|---|---|---|---|
| **.3m/s** | .3 | .2 | .2 | .1 | .3 | .1 | .0 | .0 | .2 | .2 | .7 | 1.0 | 1.1 | .3 | .4 | .2 | 5.2 |
| **1m/s** | .9 | .7 | .5 | .3 | .5 | .1 | .1 | .2 | .4 | .2 | 1.2 | 4.3 | 4.6 | 1.3 | .8 | .5 | 16.6 |
| **2m/s** | 1.1 | 1.1 | .8 | .6 | .6 | .2 | .1 | .2 | .8 | .3 | .7 | 8.8 | 12.1 | 2.2 | 1.5 | .5 | 31.8 |
| **3m/s** | 1.0 | 1.2 | .9 | .8 | .5 | .2 | .3 | .6 | .5 | .2 | .3 | 3.1 | 7.1 | 3.1 | 1.3 | .2 | 21.2 |
| **4m/s** | .7 | 1.3 | .8 | .5 | .2 | .1 | .3 | .6 | .2 | .0 | .1 | .3 | 5.6 | 2.1 | .5 | .0 | 13.2 |
| **5m/s** | .4 | .8 | .5 | .4 | .4 | .1 | .2 | .3 | .0 | .0 | .0 | .1 | 2.4 | .8 | .1 | .0 | 6.6 |
| **6m/s** | .1 | .3 | .3 | .1 | .2 | .1 | .1 | .2 | .0 | .0 | .0 | .0 | .6 | .2 | .1 | .0 | 2.3 |
| **7m/s** | .1 | .1 | .1 | .1 | .1 | .1 | .0 | .1 | .0 | .0 | .0 | .0 | .2 | .0 | .0 | .0 | .7 |
| **8m/s** | .0 | .0 | .0 | .0 | .0 | .1 | .0 | .0 | .0 | .0 | .0 | .0 | .0 | .0 | .0 | .0 | .2 |
| **10m/s** | .0 | .0 | .0 | .0 | .0 | .2 | .0 | .0 | .0 | .0 | .0 | .0 | .0 | .0 | .0 | .0 | .2 |
| **12m/s** | .0 | .0 | .0 | .0 | .0 | .1 | .0 | .0 | .0 | .0 | .0 | .0 | .0 | .0 | .0 | .0 | .1 |
| **14m/s** | .0 | .0 | .0 | .0 | .0 | .0 | .0 | .0 | .0 | .0 | .0 | .0 | .0 | .0 | .0 | .0 | .0 |
| **16m/s** | .0 | .0 | .0 | .0 | .0 | .0 | .0 | .0 | .0 | .0 | .0 | .0 | .0 | .0 | .0 | .0 | .0 |
| **18m/s** | .0 | .0 | .0 | .0 | .0 | .0 | .0 | .0 | .0 | .0 | .0 | .0 | .0 | .0 | .0 | .0 | .0 |
| **20m/s** | .0 | .0 | .0 | .0 | .0 | .0 | .0 | .0 | .0 | .0 | .0 | .0 | .0 | .0 | .0 | .0 | .0 |
| **25m/s** | .0 | .0 | .0 | .0 | .0 | .0 | .0 | .0 | .0 | .0 | .0 | .0 | .0 | .0 | .0 | .0 | .0 |
| **30m/s** | .0 | .0 | .0 | .0 | .0 | .0 | .0 | .0 | .0 | .0 | .0 | .0 | .0 | .0 | .0 | .0 | .0 |
| **35m/s** | .0 | .0 | .0 | .0 | .0 | .0 | .0 | .0 | .0 | .0 | .0 | .0 | .0 | .0 | .0 | .0 | .0 |
| **40m/s** | .0 | .0 | .0 | .0 | .0 | .0 | .0 | .0 | .0 | .0 | .0 | .0 | .0 | .0 | .0 | .0 | .0 |
| **100m/s** | | | | | | | | | | | | | | | | | |
| 合計 (%) | 4.5 | 5.7 | 4.1 | 2.9 | 2.7 | 1.4 | 1.1 | 2.2 | 2.2 | .9 | 3.0 | 17.5 | 33.7 | 9.9 | 4.7 | 1.5 | 98.2 |

[註**1**]: 風速介於 **2.0m/s~ 3.0m/s** 佔 **31.8%** 。主風向 **W** 佔 **33.7%** 。

[註**2**]: 風速平均值 **= 3.0m/s** , 風速最大值 **= 14.8m/s** , 其風向爲 **E** 。

[註**3**]: 風速小於**5m/s** 佔 **89.9%**; 介於**5~10m/s** 佔 **9.9%** ; 風速大於**10m/s** 佔 **.3%**。

[註**4**]: 風向介於 **N~E** 佔 **17.4%**;**E~S** 佔 **7.3%** ;**S~W** 佔 **33.9%** ;**W~N** 佔 **39.7%**; 靜風佔 **1.8%** 。

[註**5**]: 資料每小時記錄一次 , 合計 **5935**筆 ( **99.7%**) , 檔名 : **W44CSAW0.1HY** 。

# 表6.7.53　歷年 1月 蘇澳港測站 W 風速及風向聯合分佈百分比 (%) 統計表

**1999年 1月 1日 0時 ~ 2007年 1月31日23時**

| 風向<br>風速 | N | NNE | NE | ENE | E | ESE | SE | SSE | S | SSW | SW | WSW | W | WNW | NW | NNW | 合計<br>(%) |
|---|---|---|---|---|---|---|---|---|---|---|---|---|---|---|---|---|---|
| **.3m/s** | .3 | .2 | .1 | .1 | .2 | .1 | .1 | .1 | .2 | .2 | .7 | 1.2 | 1.6 | .4 | .3 | .4 | 6.0 |
| **1m/s** | 1.1 | .5 | .5 | .3 | .5 | .3 | .2 | .2 | .5 | .6 | 1.9 | 4.7 | 4.4 | 1.5 | .8 | .7 | 18.7 |
| **2m/s** | 1.6 | 1.0 | .8 | .6 | .8 | .4 | .2 | .4 | .8 | .3 | 1.3 | 9.8 | 9.3 | 2.5 | 1.3 | .4 | 31.6 |
| **3m/s** | 1.4 | 1.0 | .9 | .7 | .6 | .4 | .5 | .5 | .5 | .0 | .2 | 3.2 | 7.3 | 2.4 | .8 | .2 | 20.6 |
| **4m/s** | 1.0 | 1.1 | .7 | .7 | .4 | .2 | .4 | .7 | .2 | .0 | .0 | .6 | 5.5 | 1.7 | .5 | .1 | 13.6 |
| **5m/s** | .4 | .6 | .4 | .3 | .2 | .0 | .2 | .4 | .0 | .0 | .0 | .2 | 2.6 | .7 | .2 | .0 | 6.1 |
| **6m/s** | .1 | .1 | .1 | .2 | .1 | .1 | .1 | .2 | .0 | .0 | .0 | .0 | .4 | .0 | .0 | .0 | 1.6 |
| **7m/s** | .0 | .0 | .0 | .0 | .0 | .1 | .0 | .0 | .0 | .0 | .0 | .0 | .1 | .0 | .0 | .0 | .3 |
| **8m/s** | .0 | .0 | .0 | .0 | .0 | .1 | .0 | .0 | .0 | .0 | .0 | .0 | .0 | .0 | .0 | .0 | .2 |
| **10m/s** | .0 | .0 | .0 | .0 | .0 | .0 | .0 | .0 | .0 | .0 | .0 | .0 | .0 | .0 | .0 | .0 | .0 |
| **12m/s** | .0 | .0 | .0 | .0 | .0 | .0 | .0 | .0 | .0 | .0 | .0 | .0 | .0 | .0 | .0 | .0 | .0 |
| **14m/s** | .0 | .0 | .0 | .0 | .0 | .0 | .0 | .0 | .0 | .0 | .0 | .0 | .0 | .0 | .0 | .0 | .0 |
| **16m/s** | .0 | .0 | .0 | .0 | .0 | .0 | .0 | .0 | .0 | .0 | .0 | .0 | .0 | .0 | .0 | .0 | .0 |
| **18m/s** | .0 | .0 | .0 | .0 | .0 | .0 | .0 | .0 | .0 | .0 | .0 | .0 | .0 | .0 | .0 | .0 | .0 |
| **20m/s** | .0 | .0 | .0 | .0 | .0 | .0 | .0 | .0 | .0 | .0 | .0 | .0 | .0 | .0 | .0 | .0 | .0 |
| **25m/s** | .0 | .0 | .0 | .0 | .0 | .0 | .0 | .0 | .0 | .0 | .0 | .0 | .0 | .0 | .0 | .0 | .0 |
| **30m/s** | .0 | .0 | .0 | .0 | .0 | .0 | .0 | .0 | .0 | .0 | .0 | .0 | .0 | .0 | .0 | .0 | .0 |
| **35m/s** | .0 | .0 | .0 | .0 | .0 | .0 | .0 | .0 | .0 | .0 | .0 | .0 | .0 | .0 | .0 | .0 | .0 |
| **40m/s** | .0 | .0 | .0 | .0 | .0 | .0 | .0 | .0 | .0 | .0 | .0 | .0 | .0 | .0 | .0 | .0 | .0 |
| **100m/s** | | | | | | | | | | | | | | | | | |
| 合計 (%) | 5.8 | 4.5 | 3.5 | 2.9 | 3.0 | 1.7 | 1.5 | 2.6 | 2.2 | 1.1 | 4.1 | 19.7 | 31.2 | 9.1 | 3.9 | 1.8 | 98.7 |

[註1]: 風速介於 **2.0m/s~ 3.0m/s** 佔 **31.6%** 。主風向 **W** 佔 **31.2%** 。

[註2]: 風速平均值 = **2.9m/s** , 風速最大值 = **10.6m/s** , 其風向爲 **ESE**。

[註3]: 風速小於**5m/s** 佔 **91.8%**; 介於**5~10m/s** 佔 **8.2%** ; 風速大於**10m/s** 佔 **.0%**。

[註4]: 風向介於 **N~E** 佔 **17.0%**;**E~S** 佔 **8.7%** ;**S~W** 佔 **36.7%** ;**W~N** 佔 **36.3%**; 靜風佔 **1.3%** 。

[註5]: 資料每小時記錄一次 , 合計 **6486**筆 ( **96.9%**) , 檔名 : **W441SAW0.1HY** 。

# 表6.7.54　歷年 2月 蘇澳港測站 W 風速及風向聯合分佈百分比 (%) 統計表

**1999年 2月 1日 0時 ~ 2007年 2月28日23時**

| 風向<br>風速 | N | NNE | NE | ENE | E | ESE | SE | SSE | S | SSW | SW | WSW | W | WNW | NW | NNW | 合計<br>(%) |
|---|---|---|---|---|---|---|---|---|---|---|---|---|---|---|---|---|---|
| **.3m/s** | .4 | .2 | .1 | .1 | .3 | .1 | .1 | .0 | .2 | .3 | .7 | 1.3 | 1.4 | .3 | .4 | .3 | 6.5 |
| **1m/s** | .7 | .7 | .6 | .4 | .9 | .2 | .3 | .3 | .5 | .3 | 2.0 | 6.5 | 4.3 | 1.1 | .8 | .5 | 20.2 |
| **2m/s** | 1.0 | .9 | .7 | .6 | 1.2 | .5 | .2 | .6 | .8 | .2 | 1.5 | 10.1 | 9.0 | 2.0 | .8 | .3 | 30.4 |
| **3m/s** | .9 | 1.4 | 1.4 | .8 | .9 | .3 | .4 | .6 | .7 | .1 | .3 | 2.8 | 4.9 | 2.3 | 1.0 | .2 | 18.8 |
| **4m/s** | .8 | 1.4 | 1.1 | 1.0 | .4 | .3 | .5 | .8 | .1 | .0 | .0 | .4 | 3.7 | 1.6 | .6 | .1 | 12.8 |
| **5m/s** | .6 | .8 | .4 | .6 | .2 | .1 | .3 | .8 | .1 | .0 | .0 | .1 | 1.6 | .5 | .2 | .0 | 6.2 |
| **6m/s** | .2 | .3 | .2 | .2 | .1 | .0 | .1 | .6 | .0 | .0 | .0 | .0 | .2 | .1 | .0 | .0 | 2.2 |
| **7m/s** | .1 | .1 | .1 | .1 | .0 | .0 | .0 | .2 | .0 | .0 | .0 | .0 | .0 | .0 | .0 | .0 | .7 |
| **8m/s** | .0 | .0 | .0 | .0 | .1 | .0 | .0 | .0 | .0 | .0 | .0 | .0 | .0 | .0 | .0 | .0 | .1 |
| **10m/s** | .0 | .0 | .0 | .0 | .0 | .0 | .0 | .0 | .0 | .0 | .0 | .0 | .0 | .0 | .0 | .0 | .0 |
| **12m/s** | .0 | .0 | .0 | .0 | .0 | .0 | .0 | .0 | .0 | .0 | .0 | .0 | .0 | .0 | .0 | .0 | .0 |
| **14m/s** | .0 | .0 | .0 | .0 | .0 | .0 | .0 | .0 | .0 | .0 | .0 | .0 | .0 | .0 | .0 | .0 | .0 |
| **16m/s** | .0 | .0 | .0 | .0 | .0 | .0 | .0 | .0 | .0 | .0 | .0 | .0 | .0 | .0 | .0 | .0 | .0 |
| **18m/s** | .0 | .0 | .0 | .0 | .0 | .0 | .0 | .0 | .0 | .0 | .0 | .0 | .0 | .0 | .0 | .0 | .0 |
| **20m/s** | .0 | .0 | .0 | .0 | .0 | .0 | .0 | .0 | .0 | .0 | .0 | .0 | .0 | .0 | .0 | .0 | .0 |
| **25m/s** | .0 | .0 | .0 | .0 | .0 | .0 | .0 | .0 | .0 | .0 | .0 | .0 | .0 | .0 | .0 | .0 | .0 |
| **30m/s** | .0 | .0 | .0 | .0 | .0 | .0 | .0 | .0 | .0 | .0 | .0 | .0 | .0 | .0 | .0 | .0 | .0 |
| **35m/s** | .0 | .0 | .0 | .0 | .0 | .0 | .0 | .0 | .0 | .0 | .0 | .0 | .0 | .0 | .0 | .0 | .0 |
| **40m/s** | .0 | .0 | .0 | .0 | .0 | .0 | .0 | .0 | .0 | .0 | .0 | .0 | .0 | .0 | .0 | .0 | .0 |
| **100m/s** | | | | | | | | | | | | | | | | | |
| 合計 (%) | 4.7 | 5.7 | 4.7 | 3.8 | 4.2 | 1.5 | 2.0 | 4.0 | 2.6 | .9 | 4.6 | 21.3 | 25.1 | 7.9 | 3.8 | 1.4 | 98.1 |

[註**1**]: 風速介於 **2.0m/s~ 3.0m/s** 佔 **30.4%** 。主風向 **W** 佔 **25.1%** 。

[註**2**]: 風速平均值 **= 2.8m/s** , 風速最大值 **= 10.0m/s** , 其風向爲 **E** 。

[註**3**]: 風速小於**5m/s** 佔 **90.7%**; 介於**5~10m/s** 佔 **9.3%** ; 風速大於**10m/s** 佔 **.0%**。

[註**4**]: 風向介於 **N~E** 佔 **19.6%**;**E~S** 佔 **11.2%** ;**S~W** 佔 **38.2%** ;**W~N** 佔 **29.1%**; 靜風佔 **1.9%** 。

[註**5**]: 資料每小時記錄一次 , 合計 **6069**筆 ( **99.6%**) , 檔名 : **W442SAW0.1HY** 。

# 表6.7.55　歷年 3月 蘇澳港測站 W 風速及風向聯合分佈百分比 (%) 統計表

**1999年 3月 1日 0時 ~ 2007年 3月31日23時**

| 風向<br>風速 | N | NNE | NE | ENE | E | ESE | SE | SSE | S | SSW | SW | WSW | W | WNW | NW | NNW | 合計<br>(%) |
|---|---|---|---|---|---|---|---|---|---|---|---|---|---|---|---|---|---|
| **.3m/s** | .5 | .3 | .1 | .2 | .4 | .1 | .1 | .2 | .3 | .4 | 1.2 | 1.5 | 2.0 | .6 | .4 | .3 | 8.6 |
| **1m/s** | 1.1 | .7 | .8 | .5 | .6 | .2 | .2 | .3 | .9 | .4 | 2.0 | 7.4 | 5.6 | 1.4 | .9 | .6 | 23.6 |
| **2m/s** | 1.2 | 1.3 | 1.1 | .9 | 1.1 | .3 | .4 | .6 | 1.7 | .5 | .9 | 7.4 | 7.3 | 2.2 | .9 | .5 | 28.3 |
| **3m/s** | 1.3 | 1.3 | 1.0 | 1.0 | .8 | .5 | .5 | .7 | .7 | .1 | .2 | 1.6 | 4.3 | 1.7 | .5 | .2 | 16.3 |
| **4m/s** | 1.0 | 1.1 | .9 | .9 | .5 | .2 | .5 | .8 | .4 | .0 | .0 | .1 | 2.8 | .9 | .4 | .0 | 10.8 |
| **5m/s** | .5 | .8 | .6 | .5 | .2 | .1 | .3 | 1.5 | .2 | .0 | .0 | .1 | 1.1 | .4 | .2 | .0 | 6.5 |
| **6m/s** | .2 | .2 | .2 | .3 | .2 | .0 | .3 | 1.2 | .0 | .0 | .0 | .0 | .3 | .1 | .0 | .0 | 2.9 |
| **7m/s** | .1 | .0 | .1 | .1 | .1 | .0 | .1 | .6 | .0 | .0 | .0 | .0 | .0 | .0 | .0 | .0 | 1.1 |
| **8m/s** | .0 | .0 | .0 | .0 | .1 | .0 | .0 | .0 | .0 | .0 | .0 | .0 | .0 | .0 | .0 | .0 | .2 |
| **10m/s** | .0 | .0 | .0 | .0 | .0 | .0 | .0 | .0 | .0 | .0 | .0 | .0 | .0 | .0 | .0 | .0 | .0 |
| **12m/s** | .0 | .0 | .0 | .0 | .0 | .0 | .0 | .0 | .0 | .0 | .0 | .0 | .0 | .0 | .0 | .0 | .0 |
| **14m/s** | .0 | .0 | .0 | .0 | .0 | .0 | .0 | .0 | .0 | .0 | .0 | .0 | .0 | .0 | .0 | .0 | .0 |
| **16m/s** | .0 | .0 | .0 | .0 | .0 | .0 | .0 | .0 | .0 | .0 | .0 | .0 | .0 | .0 | .0 | .0 | .0 |
| **18m/s** | .0 | .0 | .0 | .0 | .0 | .0 | .0 | .0 | .0 | .0 | .0 | .0 | .0 | .0 | .0 | .0 | .0 |
| **20m/s** | .0 | .0 | .0 | .0 | .0 | .0 | .0 | .0 | .0 | .0 | .0 | .0 | .0 | .0 | .0 | .0 | .0 |
| **25m/s** | .0 | .0 | .0 | .0 | .0 | .0 | .0 | .0 | .0 | .0 | .0 | .0 | .0 | .0 | .0 | .0 | .0 |
| **30m/s** | .0 | .0 | .0 | .0 | .0 | .0 | .0 | .0 | .0 | .0 | .0 | .0 | .0 | .0 | .0 | .0 | .0 |
| **35m/s** | .0 | .0 | .0 | .0 | .0 | .0 | .0 | .0 | .0 | .0 | .0 | .0 | .0 | .0 | .0 | .0 | .0 |
| **40m/s** | .0 | .0 | .0 | .0 | .0 | .0 | .0 | .0 | .0 | .0 | .0 | .0 | .0 | .0 | .0 | .0 | .0 |
| **100m/s** | | | | | | | | | | | | | | | | | |
| 合計 (%) | 5.9 | 5.7 | 4.9 | 4.4 | 3.9 | 1.5 | 2.3 | 6.0 | 4.1 | 1.4 | 4.4 | 18.2 | 23.4 | 7.3 | 3.3 | 1.7 | 98.2 |

[註**1**]: 風速介於 **2.0m/s~ 3.0m/s** 佔 **28.3%** 。主風向 **W** 佔 **23.4%** 。

[註**2**]: 風速平均值 **= 2.8m/s** , 風速最大值 **= 10.0m/s** , 其風向爲 **ENE**。

[註**3**]: 風速小於**5m/s** 佔 **89.4%**; 介於**5~10m/s** 佔 **10.6%** ; 風速大於**10m/s** 佔 **.0%**。

[註**4**]: 風向介於 **N~E** 佔 **21.3%**;**E~S** 佔 **13.7%** ;**S~W** 佔 **35.1%** ;**W~N** 佔 **28.1%**; 靜風佔 **1.8%** 。

[註**5**]: 資料每小時記錄一次 , 合計 **6666**筆 ( **99.6%**) , 檔名 : **W443SAW0.1HY** 。

# 表6.7.56　歷年 4月 蘇澳港測站 W 風速及風向聯合分佈百分比 (%) 統計表

**1999年 4月 1日 0時 ~ 2007年 4月30日23時**

| 風向<br>風速 | N | NNE | NE | ENE | E | ESE | SE | SSE | S | SSW | SW | WSW | W | WNW | NW | NNW | 合計<br>(%) |
|---|---|---|---|---|---|---|---|---|---|---|---|---|---|---|---|---|---|
| **.3m/s** | .7 | .4 | .3 | .2 | .5 | .1 | .1 | .2 | .5 | .5 | 1.5 | 2.4 | 2.2 | .8 | .7 | .6 | 11.7 |
| **1m/s** | 1.1 | 1.2 | .7 | .9 | 1.1 | .5 | .2 | .4 | .8 | .4 | 2.7 | 7.2 | 6.0 | 1.4 | .9 | .7 | 26.0 |
| **2m/s** | 1.5 | 1.7 | 1.3 | 1.2 | 1.8 | .8 | .5 | .9 | 1.2 | .3 | 1.2 | 6.8 | 6.1 | 1.4 | .7 | .4 | 27.9 |
| **3m/s** | .7 | 1.4 | 1.4 | 1.0 | 1.5 | .6 | .7 | 1.1 | 1.3 | .1 | .2 | .9 | 2.5 | 1.1 | .5 | .2 | 15.3 |
| **4m/s** | .7 | .8 | .7 | 1.0 | .5 | .3 | .7 | 1.2 | .6 | .0 | .1 | .1 | 1.1 | .5 | .1 | .0 | 8.4 |
| **5m/s** | .3 | .2 | .3 | .3 | .2 | .2 | .6 | 1.2 | .3 | .0 | .0 | .0 | .2 | .1 | .0 | .0 | 4.0 |
| **6m/s** | .1 | .1 | .1 | .1 | .1 | .1 | .3 | 1.0 | .1 | .0 | .0 | .0 | .1 | .0 | .0 | .0 | 2.1 |
| **7m/s** | .0 | .0 | .0 | .0 | .0 | .0 | .1 | .7 | .1 | .0 | .0 | .0 | .0 | .0 | .0 | .0 | 1.1 |
| **8m/s** | .0 | .0 | .0 | .0 | .1 | .0 | .0 | .2 | .0 | .0 | .0 | .0 | .0 | .0 | .0 | .0 | .4 |
| **10m/s** | .0 | .0 | .0 | .0 | .0 | .0 | .0 | .0 | .0 | .0 | .0 | .0 | .0 | .0 | .0 | .0 | .0 |
| **12m/s** | .0 | .0 | .0 | .0 | .0 | .0 | .0 | .0 | .0 | .0 | .0 | .0 | .0 | .0 | .0 | .0 | .0 |
| **14m/s** | .0 | .0 | .0 | .0 | .0 | .0 | .0 | .0 | .0 | .0 | .0 | .0 | .0 | .0 | .0 | .0 | .0 |
| **16m/s** | .0 | .0 | .0 | .0 | .0 | .0 | .0 | .0 | .0 | .0 | .0 | .0 | .0 | .0 | .0 | .0 | .0 |
| **18m/s** | .0 | .0 | .0 | .0 | .0 | .0 | .0 | .0 | .0 | .0 | .0 | .0 | .0 | .0 | .0 | .0 | .0 |
| **20m/s** | .0 | .0 | .0 | .0 | .0 | .0 | .0 | .0 | .0 | .0 | .0 | .0 | .0 | .0 | .0 | .0 | .0 |
| **25m/s** | .0 | .0 | .0 | .0 | .0 | .0 | .0 | .0 | .0 | .0 | .0 | .0 | .0 | .0 | .0 | .0 | .0 |
| **30m/s** | .0 | .0 | .0 | .0 | .0 | .0 | .0 | .0 | .0 | .0 | .0 | .0 | .0 | .0 | .0 | .0 | .0 |
| **35m/s** | .0 | .0 | .0 | .0 | .0 | .0 | .0 | .0 | .0 | .0 | .0 | .0 | .0 | .0 | .0 | .0 | .0 |
| **40m/s** | .0 | .0 | .0 | .0 | .0 | .0 | .0 | .0 | .0 | .0 | .0 | .0 | .0 | .0 | .0 | .0 | .0 |
| **100m/s** | | | | | | | | | | | | | | | | | |
| 合計 (%) | 5.1 | 5.9 | 4.8 | 4.6 | 5.8 | 2.6 | 3.2 | 7.0 | 4.9 | 1.3 | 5.8 | 17.3 | 18.2 | 5.3 | 3.0 | 1.9 | 96.8 |

[註**1**]: 風速介於 **2.0m/s~ 3.0m/s** 佔 **27.9%** 。主風向 **W** 佔 **18.2%** 。

[註**2**]: 風速平均值 **= 2.5m/s** , 風速最大值 **= 10.1m/s** , 其風向爲 **SSE**。

[註**3**]: 風速小於**5m/s** 佔 **92.4%**; 介於**5~10m/s** 佔 **7.5%** ; 風速大於**10m/s** 佔 **.0%**。

[註**4**]: 風向介於 **N~E** 佔 **21.1%**;**E~S** 佔 **18.8%** ;**S~W** 佔 **35.0%** ;**W~N** 佔 **21.9%**; 靜風佔 **3.2%** 。

[註**5**]: 資料每小時記錄一次 , 合計 **6416**筆 ( **99.0%**) , 檔名 : **W444SAW0.1HY** 。

# 表6.7.57　歷年 5月 蘇澳港測站 W 風速及風向聯合分佈百分比 (%) 統計表

**1999年 5月 1日 0時 ~ 2007年 5月31日23時**

| 風向<br>風速 | N | NNE | NE | ENE | E | ESE | SE | SSE | S | SSW | SW | WSW | W | WNW | NW | NNW | 合計<br>(%) |
|---|---|---|---|---|---|---|---|---|---|---|---|---|---|---|---|---|---|
| **.3m/s** | .9 | .5 | .5 | .7 | .5 | .2 | .2 | .3 | .4 | .7 | 2.6 | 4.0 | 2.8 | .8 | .6 | .5 | 16.1 |
| **1m/s** | 1.6 | 1.4 | 1.2 | 1.2 | 1.6 | .5 | .3 | .7 | .8 | .3 | 3.1 | 8.1 | 6.0 | 1.4 | .8 | .8 | 29.9 |
| **2m/s** | 1.4 | 1.2 | 1.1 | 1.2 | 2.3 | 1.0 | .5 | 1.0 | 1.2 | .2 | 1.1 | 5.9 | 4.5 | 1.2 | .6 | .5 | 24.8 |
| **3m/s** | .7 | .8 | .9 | 1.1 | 1.3 | .7 | .9 | 1.2 | 1.1 | .1 | .2 | .5 | 1.2 | .8 | .2 | .1 | 11.9 |
| **4m/s** | .2 | .3 | .5 | .7 | .4 | .5 | .8 | 1.5 | .7 | .0 | .0 | .1 | .4 | .2 | .1 | .0 | 6.5 |
| **5m/s** | .1 | .1 | .2 | .3 | .1 | .2 | .5 | 1.2 | .3 | .0 | .0 | .0 | .1 | .1 | .0 | .0 | 3.4 |
| **6m/s** | .0 | .0 | .0 | .0 | .0 | .1 | .5 | 1.1 | .2 | .0 | .0 | .0 | .0 | .0 | .0 | .0 | 2.0 |
| **7m/s** | .0 | .0 | .0 | .1 | .1 | .0 | .2 | .3 | .0 | .0 | .0 | .0 | .0 | .0 | .0 | .0 | .8 |
| **8m/s** | .0 | .0 | .0 | .0 | .0 | .0 | .0 | .2 | .0 | .0 | .0 | .0 | .0 | .0 | .0 | .0 | .3 |
| **10m/s** | .0 | .0 | .0 | .0 | .1 | .0 | .0 | .0 | .0 | .0 | .0 | .0 | .0 | .0 | .0 | .0 | .1 |
| **12m/s** | .0 | .0 | .0 | .0 | .1 | .0 | .0 | .0 | .0 | .0 | .0 | .0 | .0 | .0 | .0 | .0 | .1 |
| **14m/s** | .0 | .0 | .0 | .0 | .0 | .0 | .0 | .0 | .0 | .0 | .0 | .0 | .0 | .0 | .0 | .0 | .0 |
| **16m/s** | .0 | .0 | .0 | .0 | .0 | .0 | .0 | .0 | .0 | .0 | .0 | .0 | .0 | .0 | .0 | .0 | .0 |
| **18m/s** | .0 | .0 | .0 | .0 | .0 | .0 | .0 | .0 | .0 | .0 | .0 | .0 | .0 | .0 | .0 | .0 | .0 |
| **20m/s** | .0 | .0 | .0 | .0 | .0 | .0 | .0 | .0 | .0 | .0 | .0 | .0 | .0 | .0 | .0 | .0 | .0 |
| **25m/s** | .0 | .0 | .0 | .0 | .0 | .0 | .0 | .0 | .0 | .0 | .0 | .0 | .0 | .0 | .0 | .0 | .0 |
| **30m/s** | .0 | .0 | .0 | .0 | .0 | .0 | .0 | .0 | .0 | .0 | .0 | .0 | .0 | .0 | .0 | .0 | .0 |
| **35m/s** | .0 | .0 | .0 | .0 | .0 | .0 | .0 | .0 | .0 | .0 | .0 | .0 | .0 | .0 | .0 | .0 | .0 |
| **40m/s** | .0 | .0 | .0 | .0 | .0 | .0 | .0 | .0 | .0 | .0 | .0 | .0 | .0 | .0 | .0 | .0 | .0 |
| **100m/s** | | | | | | | | | | | | | | | | | |
| 合計 (%) | 4.9 | 4.2 | 4.6 | 5.2 | 6.6 | 3.4 | 3.9 | 7.4 | 4.7 | 1.3 | 7.1 | 18.7 | 14.9 | 4.5 | 2.5 | 1.8 | 95.8 |

[註**1**]: 風速介於 **1.0m/s**~ **2.0m/s** 佔 **29.9%** 。主風向 **WSW** 佔 **18.7%** 。

[註**2**]: 風速平均值 = **2.2m/s** , 風速最大值 = **14.8m/s** , 其風向爲 **E** 。

[註**3**]: 風速小於**5m/s** 佔 **93.4%**; 介於**5**~**10m/s** 佔 **6.4%** ; 風速大於**10m/s** 佔 **.2%**。

[註**4**]: 風向介於 **N**~**E** 佔 **20.1%**;**E**~**S** 佔 **21.1%** ;**S**~**W** 佔 **36.6%** ;**W**~**N** 佔 **18.1%**; 靜風佔 **4.2%** 。

[註**5**]: 資料每小時記錄一次 , 合計 **6607**筆 ( **98.7%**) , 檔名 : **W445SAW0.1HY** 。

# 表6.7.58　歷年 6月 蘇澳港測站 W 風速及風向聯合分佈百分比 (%) 統計表

**1999年 6月 1日 0時 ~ 2007年 6月30日23時**

| 風向<br>風速 | N | NNE | NE | ENE | E | ESE | SE | SSE | S | SSW | SW | WSW | W | WNW | NW | NNW | 合計<br>(%) |
|---|---|---|---|---|---|---|---|---|---|---|---|---|---|---|---|---|---|
| **.3m/s** | .9 | .7 | .8 | .3 | .7 | .2 | .3 | .4 | .5 | .9 | 2.8 | 3.9 | 3.3 | .8 | .6 | .6 | 17.6 |
| **1m/s** | 1.4 | 1.4 | 1.1 | 1.2 | 1.8 | .7 | .6 | .8 | .9 | .7 | 4.1 | 7.7 | 4.8 | 1.1 | .6 | .7 | 29.6 |
| **2m/s** | .8 | 1.2 | 1.3 | 1.4 | 2.4 | 1.1 | .8 | 1.0 | 1.3 | .5 | 1.3 | 4.5 | 3.0 | .8 | .5 | .3 | 22.2 |
| **3m/s** | .3 | .5 | .6 | .6 | 1.5 | 1.3 | 1.2 | 1.3 | 1.4 | .1 | .2 | .5 | .8 | .5 | .2 | .1 | 11.1 |
| **4m/s** | .0 | .1 | .4 | .2 | .3 | .7 | 1.3 | 2.0 | 1.0 | .0 | .0 | .1 | .2 | .2 | .1 | .0 | 6.9 |
| **5m/s** | .0 | .0 | .1 | .1 | .0 | .2 | .6 | 1.9 | .5 | .0 | .0 | .0 | .0 | .0 | .0 | .0 | 3.6 |
| **6m/s** | .0 | .0 | .0 | .0 | .1 | .0 | .4 | 1.4 | .3 | .0 | .0 | .0 | .0 | .0 | .0 | .0 | 2.2 |
| **7m/s** | .0 | .0 | .0 | .0 | .0 | .0 | .3 | .4 | .2 | .0 | .0 | .0 | .0 | .0 | .0 | .0 | 1.0 |
| **8m/s** | .0 | .0 | .0 | .0 | .0 | .0 | .1 | .1 | .2 | .0 | .0 | .0 | .0 | .0 | .0 | .0 | .4 |
| **10m/s** | .0 | .0 | .0 | .0 | .0 | .0 | .0 | .1 | .1 | .0 | .0 | .0 | .0 | .0 | .0 | .0 | .3 |
| **12m/s** | .0 | .0 | .0 | .0 | .0 | .0 | .0 | .0 | .0 | .0 | .0 | .0 | .0 | .0 | .0 | .0 | .1 |
| **14m/s** | .0 | .0 | .0 | .0 | .0 | .0 | .0 | .0 | .0 | .0 | .0 | .0 | .0 | .0 | .0 | .0 | .0 |
| **16m/s** | .0 | .0 | .0 | .0 | .0 | .0 | .0 | .0 | .0 | .0 | .0 | .0 | .0 | .0 | .0 | .0 | .0 |
| **18m/s** | .0 | .0 | .0 | .0 | .0 | .0 | .0 | .0 | .0 | .0 | .0 | .0 | .0 | .0 | .0 | .0 | .0 |
| **20m/s** | .0 | .0 | .0 | .0 | .0 | .0 | .0 | .0 | .0 | .0 | .0 | .0 | .0 | .0 | .0 | .0 | .0 |
| **25m/s** | .0 | .0 | .0 | .0 | .0 | .0 | .0 | .0 | .0 | .0 | .0 | .0 | .0 | .0 | .0 | .0 | .0 |
| **30m/s** | .0 | .0 | .0 | .0 | .0 | .0 | .0 | .0 | .0 | .0 | .0 | .0 | .0 | .0 | .0 | .0 | .0 |
| **35m/s** | .0 | .0 | .0 | .0 | .0 | .0 | .0 | .0 | .0 | .0 | .0 | .0 | .0 | .0 | .0 | .0 | .0 |
| **40m/s** | .0 | .0 | .0 | .0 | .0 | .0 | .0 | .0 | .0 | .0 | .0 | .0 | .0 | .0 | .0 | .0 | .0 |
| **100m/s** | | | | | | | | | | | | | | | | | |
| 合計 (%) | 3.5 | 3.9 | 4.4 | 3.9 | 6.9 | 4.2 | 5.5 | 9.3 | 6.5 | 2.2 | 8.4 | 16.7 | 12.1 | 3.5 | 2.1 | 1.7 | 94.9 |

[註**1**]: 風速介於 **1.0m/s**~ **2.0m/s** 佔 **29.6%** 。主風向 **WSW** 佔 **16.7%** 。

[註**2**]: 風速平均值 = **2.2m/s** , 風速最大值 = **12.9m/s** , 其風向爲 **S** 。

[註**3**]: 風速小於**5m/s** 佔 **92.5%**; 介於**5**~**10m/s** 佔 **7.2%** ; 風速大於**10m/s** 佔 **.3%**。

[註**4**]: 風向介於 **N**~**E** 佔 **16.8%**;**E**~**S** 佔 **26.6%** ;**S**~**W** 佔 **36.3%** ;**W**~**N** 佔 **15.2%**; 靜風佔 **5.1%** 。

[註**5**]: 資料每小時記錄一次 , 合計 **6388**筆 ( **98.6%**) , 檔名 : **W446SAW0.1HY** 。

# 表6.7.59　歷年 7月 蘇澳港測站 W 風速及風向聯合分佈百分比 (%) 統計表

**1999年 7月 1日 0時 ~ 2007年 7月31日23時**

| 風向<br>風速 | N | NNE | NE | ENE | E | ESE | SE | SSE | S | SSW | SW | WSW | W | WNW | NW | NNW | 合計<br>(%) |
|---|---|---|---|---|---|---|---|---|---|---|---|---|---|---|---|---|---|
| **.3m/s** | .6 | .4 | .3 | .4 | .5 | .2 | .2 | .5 | .5 | .9 | 3.1 | 3.7 | 2.2 | .8 | .4 | .3 | 15.0 |
| **1m/s** | .6 | .7 | .8 | 1.0 | 1.7 | .5 | .6 | .9 | 1.4 | .8 | 3.8 | 7.3 | 4.1 | .6 | .6 | .1 | 25.3 |
| **2m/s** | .3 | .4 | .7 | .9 | 2.4 | 1.5 | .8 | 1.9 | 2.0 | .4 | .8 | 2.7 | 2.3 | .4 | .3 | .1 | 18.0 |
| **3m/s** | .1 | .1 | .2 | .4 | 2.0 | 1.7 | 1.3 | 2.3 | 2.1 | .2 | .0 | .2 | .4 | .3 | .2 | .0 | 11.5 |
| **4m/s** | .1 | .0 | .1 | .1 | .6 | 1.1 | 1.6 | 2.8 | 1.7 | .1 | .0 | .1 | .1 | .1 | .1 | .0 | 8.6 |
| **5m/s** | .2 | .0 | .1 | .0 | .2 | .5 | 1.2 | 3.3 | 1.5 | .0 | .0 | .0 | .1 | .0 | .0 | .0 | 7.1 |
| **6m/s** | .1 | .0 | .0 | .0 | .1 | .2 | .8 | 2.8 | .6 | .0 | .0 | .0 | .0 | .0 | .0 | .0 | 4.6 |
| **7m/s** | .0 | .0 | .0 | .0 | .0 | .1 | .4 | 2.0 | .5 | .0 | .0 | .0 | .0 | .0 | .0 | .0 | 3.2 |
| **8m/s** | .1 | .0 | .0 | .0 | .1 | .0 | .2 | 1.0 | .5 | .0 | .0 | .0 | .0 | .0 | .0 | .0 | 1.9 |
| **10m/s** | .0 | .0 | .0 | .0 | .1 | .0 | .1 | .1 | .2 | .0 | .0 | .0 | .0 | .0 | .0 | .0 | .5 |
| **12m/s** | .0 | .0 | .0 | .0 | .0 | .0 | .1 | .0 | .1 | .0 | .0 | .0 | .0 | .0 | .0 | .0 | .3 |
| **14m/s** | .0 | .0 | .0 | .0 | .0 | .0 | .0 | .0 | .1 | .0 | .0 | .0 | .0 | .0 | .0 | .0 | .2 |
| **16m/s** | .0 | .0 | .0 | .0 | .0 | .0 | .0 | .0 | .0 | .0 | .0 | .0 | .0 | .0 | .0 | .0 | .1 |
| **18m/s** | .0 | .0 | .0 | .0 | .0 | .0 | .0 | .0 | .0 | .0 | .0 | .0 | .0 | .0 | .0 | .0 | .0 |
| **20m/s** | .0 | .0 | .0 | .0 | .0 | .0 | .0 | .0 | .0 | .0 | .0 | .0 | .0 | .0 | .0 | .0 | .0 |
| **25m/s** | .0 | .0 | .0 | .0 | .0 | .0 | .0 | .0 | .0 | .0 | .0 | .0 | .0 | .0 | .0 | .0 | .0 |
| **30m/s** | .0 | .0 | .0 | .0 | .0 | .0 | .0 | .0 | .0 | .0 | .0 | .0 | .0 | .0 | .0 | .0 | .0 |
| **35m/s** | .0 | .0 | .0 | .0 | .0 | .0 | .0 | .0 | .0 | .0 | .0 | .0 | .0 | .0 | .0 | .0 | .0 |
| **40m/s** | .0 | .0 | .0 | .0 | .0 | .0 | .0 | .0 | .0 | .0 | .0 | .0 | .0 | .0 | .0 | .0 | .0 |
| **100m/s** | | | | | | | | | | | | | | | | | |
| 合計 (%) | 2.1 | 1.8 | 2.2 | 2.8 | 7.8 | 5.8 | 7.1 | 17.6 | 11.2 | 2.4 | 7.8 | 14.1 | 9.3 | 2.2 | 1.6 | .6 | 96.2 |

[註**1**]: 風速介於 **1.0m/s**~ **2.0m/s** 佔 **25.3%** 。主風向 **SSE** 佔 **17.6%** 。

[註**2**]: 風速平均值 = **2.9m/s** , 風速最大值 = **24.8m/s** , 其風向爲 **E** 。

[註**3**]: 風速小於**5m/s** 佔 **82.2%**; 介於**5**~**10m/s** 佔 **16.7%** ; 風速大於**10m/s** 佔 **1.1%**。

[註**4**]: 風向介於 **N**~**E** 佔 **10.7%**;**E**~**S** 佔 **41.9%** ;**S**~**W** 佔 **33.3%** ;**W**~**N** 佔 **10.3%**; 靜風佔 **3.8%** 。

[註**5**]: 資料每小時記錄一次 , 合計 **6654**筆 ( **99.4%**) , 檔名 : **W447SAW0.1HY** 。

# 表6.7.60　歷年 8月 蘇澳港測站 W 風速及風向聯合分佈百分比 (%) 統計表

**1999年 8月 1日 0時 ~ 2007年 8月31日23時**

| 風向<br>風速 | N | NNE | NE | ENE | E | ESE | SE | SSE | S | SSW | SW | WSW | W | WNW | NW | NNW | 合計<br>(%) |
|---|---|---|---|---|---|---|---|---|---|---|---|---|---|---|---|---|---|
| **.3m/s** | .5 | .2 | .4 | .3 | .4 | .2 | .2 | .2 | .3 | .4 | 2.7 | 3.4 | 2.4 | .6 | .3 | .3 | 12.8 |
| **1m/s** | .9 | .6 | .6 | .9 | 1.5 | .4 | .4 | .6 | .9 | .4 | 3.9 | 8.3 | 4.7 | .8 | .3 | .3 | 25.4 |
| **2m/s** | .4 | .5 | .4 | .9 | 2.5 | 1.5 | .9 | 1.3 | 1.7 | .3 | 1.0 | 4.4 | 3.4 | .6 | .3 | .2 | 20.3 |
| **3m/s** | .2 | .2 | .3 | .5 | 1.9 | 1.9 | 1.7 | 2.1 | 2.0 | .3 | .2 | .5 | 1.0 | .8 | .3 | .1 | 13.8 |
| **4m/s** | .1 | .0 | .1 | .2 | .5 | 1.0 | 1.5 | 2.7 | 1.3 | .1 | .1 | .2 | .4 | .3 | .1 | .0 | 8.6 |
| **5m/s** | .0 | .0 | .1 | .0 | .1 | .4 | 1.0 | 3.1 | 1.0 | .1 | .0 | .1 | .3 | .1 | .0 | .0 | 6.3 |
| **6m/s** | .0 | .0 | .0 | .0 | .1 | .1 | .7 | 2.7 | .5 | .0 | .0 | .0 | .1 | .0 | .0 | .0 | 4.4 |
| **7m/s** | .1 | .0 | .0 | .0 | .0 | .0 | .4 | 1.5 | .4 | .0 | .0 | .0 | .1 | .0 | .0 | .0 | 2.7 |
| **8m/s** | .0 | .0 | .0 | .0 | .1 | .0 | .1 | .7 | .6 | .0 | .0 | .0 | .1 | .0 | .0 | .0 | 1.6 |
| **10m/s** | .0 | .0 | .0 | .0 | .0 | .0 | .0 | .1 | .2 | .0 | .0 | .0 | .0 | .0 | .0 | .0 | .4 |
| **12m/s** | .0 | .0 | .0 | .0 | .0 | .0 | .0 | .1 | .0 | .0 | .0 | .0 | .0 | .0 | .0 | .0 | .2 |
| **14m/s** | .0 | .0 | .0 | .0 | .0 | .0 | .0 | .0 | .0 | .0 | .0 | .0 | .0 | .0 | .0 | .0 | .1 |
| **16m/s** | .0 | .0 | .0 | .0 | .0 | .1 | .0 | .0 | .0 | .0 | .0 | .0 | .0 | .0 | .0 | .0 | .2 |
| **18m/s** | .0 | .0 | .0 | .0 | .0 | .0 | .0 | .0 | .0 | .0 | .0 | .0 | .0 | .0 | .0 | .0 | .0 |
| **20m/s** | .0 | .0 | .0 | .0 | .0 | .0 | .0 | .0 | .0 | .0 | .0 | .0 | .0 | .0 | .0 | .0 | .1 |
| **25m/s** | .0 | .0 | .0 | .0 | .0 | .0 | .0 | .0 | .0 | .0 | .0 | .0 | .0 | .0 | .0 | .0 | .0 |
| **30m/s** | .0 | .0 | .0 | .0 | .0 | .0 | .0 | .0 | .0 | .0 | .0 | .0 | .0 | .0 | .0 | .0 | .0 |
| **35m/s** | .0 | .0 | .0 | .0 | .0 | .0 | .0 | .0 | .0 | .0 | .0 | .0 | .0 | .0 | .0 | .0 | .0 |
| **40m/s** | .0 | .0 | .0 | .0 | .0 | .0 | .0 | .0 | .0 | .0 | .0 | .0 | .0 | .0 | .0 | .0 | .0 |
| **100m/s** | | | | | | | | | | | | | | | | | |
| 合計 (%) | 2.3 | 1.6 | 2.0 | 2.9 | 7.2 | 5.6 | 7.2 | 15.1 | 8.9 | 1.6 | 7.8 | 16.9 | 12.5 | 3.1 | 1.3 | .8 | 96.9 |

[註**1**]: 風速介於 **1.0m/s~ 2.0m/s** 佔 **25.4%** 。主風向 **WSW** 佔 **16.9%** 。

[註**2**]: 風速平均值 **= 2.9m/s** , 風速最大值 **= 23.9m/s** , 其風向爲 **ENE**。

[註**3**]: 風速小於**5m/s** 佔 **84.1%**; 介於**5~10m/s** 佔 **15.0%** ; 風速大於**10m/s** 佔 **1.0%**。

[註**4**]: 風向介於 **N~E** 佔 **10.5%**;**E~S** 佔 **37.4%** ;**S~W** 佔 **36.3%** ;**W~N** 佔 **12.8%**; 靜風佔 **3.1%** 。

[註**5**]: 資料每小時記錄一次 , 合計 **6642**筆 ( **99.2%**) , 檔名 : **W448SAW0.1HY** 。

# 表6.7.61　歷年 9月 蘇澳港測站 W 風速及風向聯合分佈百分比 (%) 統計表

**1999年 9月 1日 0時 ~ 2007年 9月30日23時**

| 風向<br>風速 | N | NNE | NE | ENE | E | ESE | SE | SSE | S | SSW | SW | WSW | W | WNW | NW | NNW | 合計<br>(%) |
|---|---|---|---|---|---|---|---|---|---|---|---|---|---|---|---|---|---|
| **.3m/s** | .6 | .2 | .2 | .3 | .3 | .2 | .1 | .1 | .4 | .3 | 1.1 | 2.0 | 1.5 | .4 | .4 | .2 | 8.2 |
| **1m/s** | .9 | .7 | .7 | .8 | 1.1 | .4 | .3 | .6 | .9 | .5 | 1.9 | 7.3 | 5.4 | .9 | .6 | .4 | 23.3 |
| **2m/s** | .9 | 1.2 | 1.0 | 1.1 | 1.6 | .8 | .7 | 1.0 | 1.6 | .3 | 1.1 | 6.5 | 6.5 | 1.8 | .6 | .4 | 27.0 |
| **3m/s** | .7 | .7 | 1.0 | 1.2 | 1.6 | .9 | 1.2 | 1.7 | 1.7 | .1 | .3 | 1.5 | 3.3 | 1.3 | .5 | .2 | 17.7 |
| **4m/s** | .1 | .2 | .5 | .8 | .5 | .6 | 1.1 | 2.0 | 1.3 | .0 | .1 | .3 | 1.3 | .5 | .3 | .0 | 9.7 |
| **5m/s** | .0 | .0 | .1 | .2 | .4 | .5 | .6 | 2.0 | .9 | .0 | .0 | .0 | .5 | .2 | .1 | .0 | 5.5 |
| **6m/s** | .0 | .0 | .1 | .1 | .3 | .1 | .2 | 1.6 | .5 | .0 | .0 | .0 | .3 | .1 | .0 | .0 | 3.3 |
| **7m/s** | .0 | .0 | .0 | .0 | .2 | .1 | .1 | .7 | .2 | .0 | .0 | .0 | .0 | .0 | .0 | .0 | 1.4 |
| **8m/s** | .0 | .0 | .0 | .0 | .2 | .1 | .1 | .2 | .2 | .0 | .0 | .0 | .1 | .0 | .0 | .0 | .9 |
| **10m/s** | .0 | .0 | .0 | .0 | .1 | .1 | .1 | .1 | .0 | .0 | .0 | .0 | .0 | .0 | .0 | .0 | .4 |
| **12m/s** | .0 | .0 | .0 | .0 | .0 | .0 | .0 | .0 | .0 | .0 | .0 | .0 | .0 | .0 | .0 | .0 | .2 |
| **14m/s** | .0 | .0 | .0 | .0 | .0 | .0 | .0 | .0 | .1 | .0 | .0 | .0 | .0 | .0 | .0 | .0 | .1 |
| **16m/s** | .0 | .0 | .0 | .0 | .0 | .0 | .0 | .0 | .0 | .0 | .0 | .0 | .0 | .0 | .0 | .0 | .1 |
| **18m/s** | .0 | .0 | .0 | .0 | .0 | .0 | .0 | .0 | .0 | .0 | .0 | .0 | .0 | .0 | .0 | .0 | .0 |
| **20m/s** | .0 | .0 | .0 | .0 | .0 | .0 | .0 | .0 | .0 | .0 | .0 | .0 | .0 | .0 | .0 | .0 | .0 |
| **25m/s** | .0 | .0 | .0 | .0 | .0 | .0 | .0 | .0 | .0 | .0 | .0 | .0 | .0 | .0 | .0 | .0 | .0 |
| **30m/s** | .0 | .0 | .0 | .0 | .0 | .0 | .0 | .0 | .0 | .0 | .0 | .0 | .0 | .0 | .0 | .0 | .0 |
| **35m/s** | .0 | .0 | .0 | .0 | .0 | .0 | .0 | .0 | .0 | .0 | .0 | .0 | .0 | .0 | .0 | .0 | .0 |
| **40m/s** | .0 | .0 | .0 | .0 | .0 | .0 | .0 | .0 | .0 | .0 | .0 | .0 | .0 | .0 | .0 | .0 | .0 |
| **100m/s** | | | | | | | | | | | | | | | | | |
| 合計 (%) | 3.2 | 3.0 | 3.7 | 4.6 | 6.3 | 3.7 | 4.5 | 9.8 | 7.8 | 1.3 | 4.5 | 17.7 | 18.9 | 5.1 | 2.5 | 1.2 | 97.9 |

[註**1**]: 風速介於 **2.0m/s~ 3.0m/s** 佔 **27.0%** 。主風向 **W** 佔 **18.9%** 。

[註**2**]: 風速平均值 **= 2.9m/s** , 風速最大值 **= 21.4m/s** , 其風向爲 **E** 。

[註**3**]: 風速小於**5m/s** 佔 **88.1%**; 介於**5~10m/s** 佔 **11.1%** ; 風速大於**10m/s** 佔 **.7%**。

[註**4**]: 風向介於 **N~E** 佔 **15.6%**;**E~S** 佔 **26.1%** ;**S~W** 佔 **35.5%** ;**W~N** 佔 **20.6%**; 靜風佔 **2.1%** 。

[註**5**]: 資料每小時記錄一次 , 合計 **6435**筆 ( **99.3%**) , 檔名 : **W449SAW0.1HY** 。

# 表6.7.62　歷年 10月 蘇澳港測站 W 風速及風向聯合分佈百分比 (%) 統計表

**1999年10月 1日 0時 ~ 2007年10月31日23時**

| 風向<br>風速 | N | NNE | NE | ENE | E | ESE | SE | SSE | S | SSW | SW | WSW | W | WNW | NW | NNW | 合計<br>(%) |
|---|---|---|---|---|---|---|---|---|---|---|---|---|---|---|---|---|---|
| **.3m/s** | .3 | .2 | .3 | .3 | .2 | .1 | .1 | .1 | .2 | .2 | .5 | 1.4 | 1.1 | .4 | .3 | .2 | 5.8 |
| **1m/s** | 1.1 | .7 | .8 | .4 | .6 | .3 | .2 | .2 | .6 | .2 | 1.6 | 5.5 | 5.4 | 1.2 | .9 | .6 | 20.3 |
| **2m/s** | 1.1 | 1.3 | 1.4 | .9 | .9 | .5 | .3 | .4 | .7 | .2 | 1.0 | 8.1 | 9.8 | 2.2 | .9 | .4 | 30.1 |
| **3m/s** | 1.0 | 1.3 | 1.4 | 1.1 | .8 | .7 | .4 | .5 | .8 | .1 | .2 | 2.8 | 7.0 | 1.8 | .7 | .1 | 20.7 |
| **4m/s** | .6 | .4 | 1.0 | .8 | .6 | .3 | .3 | .8 | .5 | .0 | .1 | .3 | 4.5 | .8 | .3 | .0 | 11.4 |
| **5m/s** | .3 | .2 | .3 | .7 | .7 | .1 | .3 | .5 | .3 | .0 | .0 | .0 | 1.6 | .3 | .0 | .0 | 5.4 |
| **6m/s** | .1 | .0 | .2 | .5 | .6 | .2 | .1 | .3 | .3 | .0 | .0 | .0 | .3 | .1 | .0 | .0 | 2.7 |
| **7m/s** | .1 | .0 | .0 | .2 | .4 | .1 | .0 | .1 | .1 | .0 | .0 | .0 | .0 | .0 | .0 | .0 | 1.1 |
| **8m/s** | .1 | .0 | .0 | .1 | .4 | .0 | .0 | .0 | .1 | .0 | .0 | .0 | .0 | .0 | .0 | .0 | .8 |
| **10m/s** | .0 | .0 | .0 | .0 | .0 | .0 | .0 | .0 | .0 | .0 | .0 | .0 | .0 | .0 | .0 | .0 | .2 |
| **12m/s** | .0 | .0 | .0 | .0 | .0 | .0 | .0 | .0 | .0 | .0 | .0 | .0 | .0 | .0 | .0 | .0 | .1 |
| **14m/s** | .0 | .0 | .0 | .0 | .0 | .0 | .0 | .0 | .0 | .0 | .0 | .0 | .0 | .0 | .0 | .0 | .1 |
| **16m/s** | .0 | .0 | .0 | .0 | .0 | .0 | .0 | .0 | .0 | .0 | .0 | .0 | .0 | .0 | .0 | .0 | .1 |
| **18m/s** | .0 | .0 | .0 | .0 | .0 | .0 | .0 | .0 | .0 | .0 | .0 | .0 | .0 | .0 | .0 | .0 | .0 |
| **20m/s** | .0 | .0 | .0 | .0 | .0 | .0 | .0 | .0 | .0 | .0 | .0 | .0 | .0 | .0 | .0 | .0 | .0 |
| **25m/s** | .0 | .0 | .0 | .0 | .0 | .0 | .0 | .0 | .0 | .0 | .0 | .0 | .0 | .0 | .0 | .0 | .0 |
| **30m/s** | .0 | .0 | .0 | .0 | .0 | .0 | .0 | .0 | .0 | .0 | .0 | .0 | .0 | .0 | .0 | .0 | .0 |
| **35m/s** | .0 | .0 | .0 | .0 | .0 | .0 | .0 | .0 | .0 | .0 | .0 | .0 | .0 | .0 | .0 | .0 | .0 |
| **40m/s** | .0 | .0 | .0 | .0 | .0 | .0 | .0 | .0 | .0 | .0 | .0 | .0 | .0 | .0 | .0 | .0 | .0 |
| **100m/s** | | | | | | | | | | | | | | | | | |
| 合計 (%) | 4.7 | 4.1 | 5.4 | 5.0 | 5.3 | 2.5 | 1.9 | 2.9 | 3.6 | .8 | 3.3 | 18.2 | 29.8 | 6.9 | 3.1 | 1.3 | 98.7 |

[註**1**]: 風速介於 **2.0m/s**~ **3.0m/s** 佔 **30.1%** 。主風向 **W** 佔 **29.8%** 。

[註**2**]: 風速平均值 = **3.0m/s** , 風速最大值 = **23.0m/s** , 其風向爲 **ESE**。

[註**3**]: 風速小於**5m/s** 佔 **89.5%**; 介於**5**~**10m/s** 佔 **10.0%** ; 風速大於**10m/s** 佔 **.6%**。

[註**4**]: 風向介於 **N**~**E** 佔 **20.1%**;**E**~**S** 佔 **12.1%** ;**S**~**W** 佔 **36.9%** ;**W**~**N** 佔 **29.6%**; 靜風佔 **1.3%** 。

[註**5**]: 資料每小時記錄一次 , 合計 **6627**筆 ( **99.0%**) , 檔名 : **W44ASAW0.1HY** 。

# 表6.7.63　歷年 11月 蘇澳港測站 W 風速及風向聯合分佈百分比 (%) 統計表

**1999年11月 1日 0時 ~ 2007年11月30日23時**

| 風向<br>風速 | N | NNE | NE | ENE | E | ESE | SE | SSE | S | SSW | SW | WSW | W | WNW | NW | NNW | 合計<br>(%) |
|---|---|---|---|---|---|---|---|---|---|---|---|---|---|---|---|---|---|
| **.3m/s** | .4 | .3 | .2 | .1 | .2 | .2 | .1 | .1 | .3 | .3 | .7 | 1.2 | 1.2 | .5 | .3 | .3 | 6.5 |
| **1m/s** | .8 | .8 | .5 | .4 | .7 | .3 | .1 | .2 | .4 | .2 | 1.6 | 5.6 | 5.5 | 1.3 | .9 | .5 | 19.8 |
| **2m/s** | 1.1 | 1.0 | .7 | .4 | 1.2 | .5 | .4 | .4 | .8 | .3 | 1.2 | 8.2 | 11.5 | 2.4 | 1.2 | .6 | 31.7 |
| **3m/s** | .9 | .9 | .9 | .8 | .7 | .4 | .4 | .4 | .5 | .1 | .2 | 2.5 | 7.9 | 2.5 | .8 | .2 | 20.2 |
| **4m/s** | .8 | .8 | .5 | .6 | .4 | .3 | .2 | .4 | .2 | .0 | .0 | .5 | 5.3 | 1.7 | .5 | .1 | 12.1 |
| **5m/s** | .4 | .3 | .2 | .2 | .2 | .1 | .1 | .4 | .1 | .0 | .0 | .1 | 2.2 | .6 | .2 | .0 | 5.3 |
| **6m/s** | .1 | .0 | .1 | .2 | .2 | .1 | .0 | .3 | .0 | .0 | .0 | .0 | .5 | .0 | .0 | .0 | 1.6 |
| **7m/s** | .0 | .0 | .1 | .1 | .2 | .0 | .0 | .0 | .0 | .0 | .0 | .0 | .1 | .0 | .0 | .0 | .6 |
| **8m/s** | .0 | .0 | .0 | .1 | .3 | .0 | .0 | .0 | .0 | .0 | .0 | .0 | .0 | .0 | .0 | .0 | .5 |
| **10m/s** | .0 | .0 | .0 | .0 | .0 | .0 | .0 | .0 | .0 | .0 | .0 | .0 | .0 | .0 | .0 | .0 | .2 |
| **12m/s** | .0 | .0 | .0 | .0 | .0 | .0 | .0 | .0 | .0 | .0 | .0 | .0 | .0 | .0 | .0 | .0 | .0 |
| **14m/s** | .0 | .0 | .0 | .0 | .0 | .0 | .0 | .0 | .0 | .0 | .0 | .0 | .0 | .0 | .0 | .0 | .0 |
| **16m/s** | .0 | .0 | .0 | .0 | .0 | .0 | .0 | .0 | .0 | .0 | .0 | .0 | .0 | .0 | .0 | .0 | .0 |
| **18m/s** | .0 | .0 | .0 | .0 | .0 | .0 | .0 | .0 | .0 | .0 | .0 | .0 | .0 | .0 | .0 | .0 | .0 |
| **20m/s** | .0 | .0 | .0 | .0 | .0 | .0 | .0 | .0 | .0 | .0 | .0 | .0 | .0 | .0 | .0 | .0 | .0 |
| **25m/s** | .0 | .0 | .0 | .0 | .0 | .0 | .0 | .0 | .0 | .0 | .0 | .0 | .0 | .0 | .0 | .0 | .0 |
| **30m/s** | .0 | .0 | .0 | .0 | .0 | .0 | .0 | .0 | .0 | .0 | .0 | .0 | .0 | .0 | .0 | .0 | .0 |
| **35m/s** | .0 | .0 | .0 | .0 | .0 | .0 | .0 | .0 | .0 | .0 | .0 | .0 | .0 | .0 | .0 | .0 | .0 |
| **40m/s** | .0 | .0 | .0 | .0 | .0 | .0 | .0 | .0 | .0 | .0 | .0 | .0 | .0 | .0 | .0 | .0 | .0 |
| **100m/s** | | | | | | | | | | | | | | | | | |
| 合計 (%) | 4.5 | 4.1 | 3.1 | 2.8 | 4.2 | 2.0 | 1.4 | 2.2 | 2.4 | 1.0 | 3.8 | 18.0 | 34.2 | 9.1 | 3.8 | 1.9 | 98.5 |

[註**1**]: 風速介於 **2.0m/s~ 3.0m/s** 佔 **31.7%** 。主風向 **W** 佔 **34.2%** 。

[註**2**]: 風速平均值 **= 2.8m/s** , 風速最大值 **= 18.0m/s** , 其風向爲 **W** 。

[註**3**]: 風速小於**5m/s** 佔 **91.8%**; 介於**5~10m/s** 佔 **8.0%** ; 風速大於**10m/s** 佔 **.2%**。

[註**4**]: 風向介於 **N~E** 佔 **15.0%**;**E~S** 佔 **9.7%** ;**S~W** 佔 **35.6%** ;**W~N** 佔 **38.2%**; 靜風佔 **1.5%** 。

[註**5**]: 資料每小時記錄一次 , 合計 **6418**筆 ( **99.0%**) , 檔名 : **W44BSAW0.1HY** 。

# 表6.7.64　歷年 冬季 蘇澳港測站 W 風速及風向聯合分佈百分比 (%) 統計表

**1999年 1月 1日 0時 ~ 2007年 2月28日23時**

| 風向<br>風速 | N | NNE | NE | ENE | E | ESE | SE | SSE | S | SSW | SW | WSW | W | WNW | NW | NNW | 合計<br>(%) |
|---|---|---|---|---|---|---|---|---|---|---|---|---|---|---|---|---|---|
| **.3m/s** | .3 | .2 | .1 | .1 | .3 | .1 | .1 | .0 | .2 | .2 | .7 | 1.2 | 1.4 | .3 | .4 | .3 | 5.9 |
| **1m/s** | .9 | .7 | .6 | .4 | .6 | .2 | .2 | .2 | .5 | .4 | 1.7 | 5.2 | 4.4 | 1.3 | .8 | .6 | 18.5 |
| **2m/s** | 1.2 | 1.0 | .8 | .6 | .9 | .4 | .2 | .4 | .8 | .3 | 1.2 | 9.6 | 10.1 | 2.2 | 1.2 | .4 | 31.3 |
| **3m/s** | 1.1 | 1.2 | 1.1 | .7 | .7 | .3 | .4 | .6 | .6 | .1 | .3 | 3.0 | 6.4 | 2.6 | 1.0 | .2 | 20.2 |
| **4m/s** | .8 | 1.2 | .8 | .7 | .3 | .2 | .4 | .7 | .2 | .0 | .0 | .4 | 4.9 | 1.8 | .5 | .1 | 13.2 |
| **5m/s** | .4 | .7 | .4 | .4 | .3 | .1 | .2 | .5 | .1 | .0 | .0 | .1 | 2.2 | .7 | .2 | .0 | 6.3 |
| **6m/s** | .2 | .2 | .2 | .2 | .1 | .1 | .1 | .3 | .0 | .0 | .0 | .0 | .4 | .1 | .0 | .0 | 2.0 |
| **7m/s** | .0 | .0 | .1 | .1 | .1 | .1 | .0 | .1 | .0 | .0 | .0 | .0 | .1 | .0 | .0 | .0 | .6 |
| **8m/s** | .0 | .0 | .0 | .0 | .0 | .1 | .0 | .0 | .0 | .0 | .0 | .0 | .0 | .0 | .0 | .0 | .2 |
| **10m/s** | .0 | .0 | .0 | .0 | .0 | .1 | .0 | .0 | .0 | .0 | .0 | .0 | .0 | .0 | .0 | .0 | .1 |
| **12m/s** | .0 | .0 | .0 | .0 | .0 | .0 | .0 | .0 | .0 | .0 | .0 | .0 | .0 | .0 | .0 | .0 | .0 |
| **14m/s** | .0 | .0 | .0 | .0 | .0 | .0 | .0 | .0 | .0 | .0 | .0 | .0 | .0 | .0 | .0 | .0 | .0 |
| **16m/s** | .0 | .0 | .0 | .0 | .0 | .0 | .0 | .0 | .0 | .0 | .0 | .0 | .0 | .0 | .0 | .0 | .0 |
| **18m/s** | .0 | .0 | .0 | .0 | .0 | .0 | .0 | .0 | .0 | .0 | .0 | .0 | .0 | .0 | .0 | .0 | .0 |
| **20m/s** | .0 | .0 | .0 | .0 | .0 | .0 | .0 | .0 | .0 | .0 | .0 | .0 | .0 | .0 | .0 | .0 | .0 |
| **25m/s** | .0 | .0 | .0 | .0 | .0 | .0 | .0 | .0 | .0 | .0 | .0 | .0 | .0 | .0 | .0 | .0 | .0 |
| **30m/s** | .0 | .0 | .0 | .0 | .0 | .0 | .0 | .0 | .0 | .0 | .0 | .0 | .0 | .0 | .0 | .0 | .0 |
| **35m/s** | .0 | .0 | .0 | .0 | .0 | .0 | .0 | .0 | .0 | .0 | .0 | .0 | .0 | .0 | .0 | .0 | .0 |
| **40m/s** | .0 | .0 | .0 | .0 | .0 | .0 | .0 | .0 | .0 | .0 | .0 | .0 | .0 | .0 | .0 | .0 | .0 |
| **100m/s** | | | | | | | | | | | | | | | | | |
| 合計 (%) | 5.0 | 5.3 | 4.1 | 3.2 | 3.3 | 1.6 | 1.6 | 2.9 | 2.3 | 1.0 | 3.9 | 19.5 | 30.0 | 9.0 | 4.1 | 1.6 | 98.3 |

[註**1**]: 風速介於 **2.0m/s~ 3.0m/s** 佔 **31.3%** 。主風向 **W** 佔 **30.0%** 。

[註**2**]: 風速平均值 **= 2.9m/s** , 風速最大值 **= 14.8m/s** , 其風向爲 **E** 。

[註**3**]: 風速小於**5m/s** 佔 **90.8%**; 介於**5~10m/s** 佔 **9.1%** ; 風速大於**10m/s** 佔 **.1%**。

[註**4**]: 風向介於 **N~E** 佔 **18.0%**;**E~S** 佔 **9.0%** ;**S~W** 佔 **36.3%** ;**W~N** 佔 **35.0%**; 靜風佔 **1.7%** 。

[註**5**]: 資料每小時記錄一次 , 合計 **18490**筆 ( **98.6%**) , 檔名 : **W44WSAW0.1HY** 。

# 表6.7.65　歷年 春季 蘇澳港測站 W 風速及風向聯合分佈百分比 (%) 統計表

**1999年 3月 1日 0時 ~ 2007年 5月31日23時**

| 風向<br>風速 | N | NNE | NE | ENE | E | ESE | SE | SSE | S | SSW | SW | WSW | W | WNW | NW | NNW | 合計<br>(%) |
|---|---|---|---|---|---|---|---|---|---|---|---|---|---|---|---|---|---|
| **.3m/s** | .7 | .4 | .3 | .4 | .4 | .2 | .1 | .2 | .4 | .5 | 1.8 | 2.6 | 2.3 | .7 | .6 | .5 | 12.1 |
| **1m/s** | 1.3 | 1.1 | .9 | .9 | 1.1 | .4 | .2 | .5 | .8 | .4 | 2.6 | 7.6 | 5.9 | 1.4 | .9 | .7 | 26.5 |
| **2m/s** | 1.4 | 1.4 | 1.2 | 1.1 | 1.7 | .7 | .4 | .8 | 1.4 | .3 | 1.1 | 6.7 | 5.9 | 1.6 | .8 | .4 | 27.0 |
| **3m/s** | .9 | 1.2 | 1.1 | 1.0 | 1.2 | .6 | .7 | 1.0 | 1.0 | .1 | .2 | 1.0 | 2.7 | 1.2 | .4 | .2 | 14.5 |
| **4m/s** | .7 | .7 | .7 | .9 | .5 | .4 | .7 | 1.2 | .6 | .0 | .0 | .1 | 1.5 | .5 | .2 | .0 | 8.6 |
| **5m/s** | .3 | .4 | .4 | .3 | .2 | .2 | .5 | 1.3 | .3 | .0 | .0 | .0 | .5 | .2 | .1 | .0 | 4.6 |
| **6m/s** | .1 | .1 | .1 | .1 | .1 | .1 | .4 | 1.1 | .1 | .0 | .0 | .0 | .1 | .0 | .0 | .0 | 2.3 |
| **7m/s** | .0 | .0 | .0 | .1 | .1 | .0 | .1 | .5 | .1 | .0 | .0 | .0 | .0 | .0 | .0 | .0 | 1.0 |
| **8m/s** | .0 | .0 | .0 | .0 | .1 | .0 | .0 | .1 | .0 | .0 | .0 | .0 | .0 | .0 | .0 | .0 | .3 |
| **10m/s** | .0 | .0 | .0 | .0 | .0 | .0 | .0 | .0 | .0 | .0 | .0 | .0 | .0 | .0 | .0 | .0 | .0 |
| **12m/s** | .0 | .0 | .0 | .0 | .0 | .0 | .0 | .0 | .0 | .0 | .0 | .0 | .0 | .0 | .0 | .0 | .0 |
| **14m/s** | .0 | .0 | .0 | .0 | .0 | .0 | .0 | .0 | .0 | .0 | .0 | .0 | .0 | .0 | .0 | .0 | .0 |
| **16m/s** | .0 | .0 | .0 | .0 | .0 | .0 | .0 | .0 | .0 | .0 | .0 | .0 | .0 | .0 | .0 | .0 | .0 |
| **18m/s** | .0 | .0 | .0 | .0 | .0 | .0 | .0 | .0 | .0 | .0 | .0 | .0 | .0 | .0 | .0 | .0 | .0 |
| **20m/s** | .0 | .0 | .0 | .0 | .0 | .0 | .0 | .0 | .0 | .0 | .0 | .0 | .0 | .0 | .0 | .0 | .0 |
| **25m/s** | .0 | .0 | .0 | .0 | .0 | .0 | .0 | .0 | .0 | .0 | .0 | .0 | .0 | .0 | .0 | .0 | .0 |
| **30m/s** | .0 | .0 | .0 | .0 | .0 | .0 | .0 | .0 | .0 | .0 | .0 | .0 | .0 | .0 | .0 | .0 | .0 |
| **35m/s** | .0 | .0 | .0 | .0 | .0 | .0 | .0 | .0 | .0 | .0 | .0 | .0 | .0 | .0 | .0 | .0 | .0 |
| **40m/s** | .0 | .0 | .0 | .0 | .0 | .0 | .0 | .0 | .0 | .0 | .0 | .0 | .0 | .0 | .0 | .0 | .0 |
| **100m/s** | | | | | | | | | | | | | | | | | |
| 合計 (%) | 5.3 | 5.3 | 4.7 | 4.7 | 5.4 | 2.5 | 3.1 | 6.8 | 4.6 | 1.4 | 5.7 | 18.1 | 18.9 | 5.7 | 2.9 | 1.8 | 96.9 |

[註**1**]: 風速介於 **2.0m/s~ 3.0m/s** 佔 **27.0%** 。主風向 **W** 佔 **18.9%** 。

[註**2**]: 風速平均值 **= 2.5m/s** , 風速最大值 **= 14.8m/s** , 其風向爲 **E** 。

[註**3**]: 風速小於**5m/s** 佔 **91.7%**; 介於**5~10m/s** 佔 **8.2%** ; 風速大於**10m/s** 佔 **.1%**。

[註**4**]: 風向介於 **N~E** 佔 **20.8%**;**E~S** 佔 **17.8%** ;**S~W** 佔 **35.6%** ;**W~N** 佔 **22.7%**; 靜風佔 **3.1%** 。

[註**5**]: 資料每小時記錄一次 , 合計 **19689**筆 ( **99.1%**) , 檔名 : **W44NSAW0.1HY** 。

# 表6.7.66　歷年 夏季 蘇澳港測站 W 風速及風向聯合分佈百分比 (%) 統計表

**1999年 6月 1日 0時 ~ 2007年 8月31日23時**

| 風向<br>風速 | N | NNE | NE | ENE | E | ESE | SE | SSE | S | SSW | SW | WSW | W | WNW | NW | NNW | 合計<br>(%) |
|---|---|---|---|---|---|---|---|---|---|---|---|---|---|---|---|---|---|
| **.3m/s** | .7 | .4 | .5 | .4 | .6 | .2 | .2 | .4 | .4 | .7 | 2.9 | 3.6 | 2.6 | .7 | .4 | .4 | 15.1 |
| **1m/s** | .9 | .9 | .8 | 1.0 | 1.7 | .5 | .5 | .8 | 1.1 | .6 | 3.9 | 7.7 | 4.5 | .8 | .5 | .4 | 26.7 |
| **2m/s** | .5 | .7 | .8 | 1.1 | 2.4 | 1.3 | .8 | 1.4 | 1.7 | .4 | 1.0 | 3.9 | 2.9 | .6 | .4 | .2 | 20.1 |
| **3m/s** | .2 | .3 | .4 | .5 | 1.8 | 1.6 | 1.4 | 1.9 | 1.8 | .2 | .1 | .4 | .7 | .5 | .3 | .0 | 12.1 |
| **4m/s** | .1 | .1 | .2 | .2 | .5 | .9 | 1.5 | 2.5 | 1.3 | .1 | .0 | .1 | .2 | .2 | .1 | .0 | 8.0 |
| **5m/s** | .1 | .0 | .1 | .1 | .1 | .3 | 1.0 | 2.8 | 1.0 | .0 | .0 | .1 | .1 | .1 | .0 | .0 | 5.7 |
| **6m/s** | .0 | .0 | .0 | .0 | .1 | .1 | .6 | 2.3 | .5 | .0 | .0 | .0 | .0 | .0 | .0 | .0 | 3.7 |
| **7m/s** | .0 | .0 | .0 | .0 | .0 | .0 | .4 | 1.3 | .4 | .0 | .0 | .0 | .1 | .0 | .0 | .0 | 2.3 |
| **8m/s** | .0 | .0 | .0 | .0 | .0 | .0 | .1 | .6 | .4 | .0 | .0 | .0 | .0 | .0 | .0 | .0 | 1.3 |
| **10m/s** | .0 | .0 | .0 | .0 | .0 | .0 | .0 | .1 | .2 | .0 | .0 | .0 | .0 | .0 | .0 | .0 | .4 |
| **12m/s** | .0 | .0 | .0 | .0 | .0 | .0 | .0 | .0 | .0 | .0 | .0 | .0 | .0 | .0 | .0 | .0 | .2 |
| **14m/s** | .0 | .0 | .0 | .0 | .0 | .0 | .0 | .0 | .0 | .0 | .0 | .0 | .0 | .0 | .0 | .0 | .1 |
| **16m/s** | .0 | .0 | .0 | .0 | .0 | .0 | .0 | .0 | .0 | .0 | .0 | .0 | .0 | .0 | .0 | .0 | .1 |
| **18m/s** | .0 | .0 | .0 | .0 | .0 | .0 | .0 | .0 | .0 | .0 | .0 | .0 | .0 | .0 | .0 | .0 | .0 |
| **20m/s** | .0 | .0 | .0 | .0 | .0 | .0 | .0 | .0 | .0 | .0 | .0 | .0 | .0 | .0 | .0 | .0 | .0 |
| **25m/s** | .0 | .0 | .0 | .0 | .0 | .0 | .0 | .0 | .0 | .0 | .0 | .0 | .0 | .0 | .0 | .0 | .0 |
| **30m/s** | .0 | .0 | .0 | .0 | .0 | .0 | .0 | .0 | .0 | .0 | .0 | .0 | .0 | .0 | .0 | .0 | .0 |
| **35m/s** | .0 | .0 | .0 | .0 | .0 | .0 | .0 | .0 | .0 | .0 | .0 | .0 | .0 | .0 | .0 | .0 | .0 |
| **40m/s** | .0 | .0 | .0 | .0 | .0 | .0 | .0 | .0 | .0 | .0 | .0 | .0 | .0 | .0 | .0 | .0 | .0 |
| **100m/s** | | | | | | | | | | | | | | | | | |
| 合計 (%) | 2.6 | 2.4 | 2.8 | 3.2 | 7.3 | 5.2 | 6.6 | 14.0 | 8.9 | 2.1 | 8.0 | 15.9 | 11.3 | 2.9 | 1.7 | 1.0 | 96.0 |

[註**1**]: 風速介於 **1.0m/s**~ **2.0m/s** 佔 **26.7%** 。主風向 **WSW** 佔 **15.9%** 。

[註**2**]: 風速平均值 = **2.7m/s** , 風速最大值 = **24.8m/s** , 其風向爲 **E** 。

[註**3**]: 風速小於**5m/s** 佔 **86.2%**; 介於**5**~**10m/s** 佔 **13.0%** ; 風速大於**10m/s** 佔 **.8%**。

[註**4**]: 風向介於 **N**~**E** 佔 **12.6%**;**E**~**S** 佔 **35.4%** ;**S**~**W** 佔 **35.3%** ;**W**~**N** 佔 **12.7%**; 靜風佔 **4.0%** 。

[註**5**]: 資料每小時記錄一次 , 合計 **19684**筆 ( **99.1%**) , 檔名 : **W44SSAW0.1HY** 。

# 表6.7.67　歷年 秋季 蘇澳港測站 W 風速及風向聯合分佈百分比 (%) 統計表

**1999年 9月 1日 0時 ~ 2007年11月30日23時**

| 風向<br>風速 | N | NNE | NE | ENE | E | ESE | SE | SSE | S | SSW | SW | WSW | W | WNW | NW | NNW | 合計<br>(%) |
|---|---|---|---|---|---|---|---|---|---|---|---|---|---|---|---|---|---|
| **.3m/s** | .4 | .2 | .2 | .2 | .3 | .1 | .1 | .1 | .3 | .3 | .7 | 1.5 | 1.3 | .4 | .3 | .2 | 6.8 |
| **1m/s** | 1.0 | .7 | .7 | .5 | .8 | .3 | .2 | .3 | .6 | .3 | 1.7 | 6.1 | 5.4 | 1.1 | .8 | .5 | 21.1 |
| **2m/s** | 1.0 | 1.1 | 1.0 | .8 | 1.2 | .6 | .4 | .6 | 1.0 | .3 | 1.1 | 7.6 | 9.3 | 2.2 | .9 | .4 | 29.6 |
| **3m/s** | .8 | .9 | 1.1 | 1.0 | 1.0 | .7 | .7 | .8 | 1.0 | .1 | .2 | 2.3 | 6.1 | 1.9 | .7 | .2 | 19.5 |
| **4m/s** | .5 | .5 | .7 | .7 | .5 | .4 | .6 | 1.0 | .6 | .0 | .1 | .4 | 3.7 | 1.0 | .4 | .0 | 11.1 |
| **5m/s** | .2 | .2 | .2 | .4 | .4 | .2 | .3 | .9 | .4 | .0 | .0 | .0 | 1.4 | .4 | .1 | .0 | 5.4 |
| **6m/s** | .1 | .0 | .1 | .3 | .4 | .1 | .1 | .7 | .3 | .0 | .0 | .0 | .3 | .1 | .0 | .0 | 2.6 |
| **7m/s** | .0 | .0 | .0 | .1 | .3 | .1 | .0 | .2 | .1 | .0 | .0 | .0 | .1 | .0 | .0 | .0 | 1.0 |
| **8m/s** | .0 | .0 | .0 | .1 | .3 | .0 | .0 | .1 | .1 | .0 | .0 | .0 | .0 | .0 | .0 | .0 | .7 |
| **10m/s** | .0 | .0 | .0 | .0 | .1 | .0 | .0 | .0 | .0 | .0 | .0 | .0 | .0 | .0 | .0 | .0 | .3 |
| **12m/s** | .0 | .0 | .0 | .0 | .0 | .0 | .0 | .0 | .0 | .0 | .0 | .0 | .0 | .0 | .0 | .0 | .1 |
| **14m/s** | .0 | .0 | .0 | .0 | .0 | .0 | .0 | .0 | .0 | .0 | .0 | .0 | .0 | .0 | .0 | .0 | .1 |
| **16m/s** | .0 | .0 | .0 | .0 | .0 | .0 | .0 | .0 | .0 | .0 | .0 | .0 | .0 | .0 | .0 | .0 | .1 |
| **18m/s** | .0 | .0 | .0 | .0 | .0 | .0 | .0 | .0 | .0 | .0 | .0 | .0 | .0 | .0 | .0 | .0 | .0 |
| **20m/s** | .0 | .0 | .0 | .0 | .0 | .0 | .0 | .0 | .0 | .0 | .0 | .0 | .0 | .0 | .0 | .0 | .0 |
| **25m/s** | .0 | .0 | .0 | .0 | .0 | .0 | .0 | .0 | .0 | .0 | .0 | .0 | .0 | .0 | .0 | .0 | .0 |
| **30m/s** | .0 | .0 | .0 | .0 | .0 | .0 | .0 | .0 | .0 | .0 | .0 | .0 | .0 | .0 | .0 | .0 | .0 |
| **35m/s** | .0 | .0 | .0 | .0 | .0 | .0 | .0 | .0 | .0 | .0 | .0 | .0 | .0 | .0 | .0 | .0 | .0 |
| **40m/s** | .0 | .0 | .0 | .0 | .0 | .0 | .0 | .0 | .0 | .0 | .0 | .0 | .0 | .0 | .0 | .0 | .0 |
| **100m/s** | | | | | | | | | | | | | | | | | |
| 合計 (%) | 4.1 | 3.8 | 4.1 | 4.1 | 5.3 | 2.7 | 2.6 | 5.0 | 4.5 | 1.0 | 3.9 | 18.0 | 27.7 | 7.0 | 3.2 | 1.4 | 98.4 |

[註1]: 風速介於 **2.0m/s~ 3.0m/s** 佔 **29.6%** 。主風向 **W** 佔 **27.7%** 。

[註2]: 風速平均值 = **2.9m/s** , 風速最大值 = **23.0m/s** , 其風向爲 **ESE**。

[註3]: 風速小於**5m/s** 佔 **89.8%**; 介於**5~10m/s** 佔 **9.7%** ; 風速大於**10m/s** 佔 **.5%**。

[註4]: 風向介於 **N~E** 佔 **17.0%**;**E~S** 佔 **15.9%** ;**S~W** 佔 **36.0%** ;**W~N** 佔 **29.5%**; 靜風佔 **1.6%** 。

[註5]: 資料每小時記錄一次 , 合計 **19480**筆 ( **99.1%**) , 檔名 : **W44FSAW0.1HY** 。

# 表6.7.68　歷年 蘇澳港測站 W 風速及風向聯合分佈百分比 (%) 統計表

**1999年 1月 1日 0時 ~ 2007年11月30日23時**

| 風向<br>風速 | N | NNE | NE | ENE | E | ESE | SE | SSE | S | SSW | SW | WSW | W | WNW | NW | NNW | 合計<br>(%) |
|---|---|---|---|---|---|---|---|---|---|---|---|---|---|---|---|---|---|
| **.3m/s** | .5 | .3 | .3 | .3 | .4 | .1 | .1 | .2 | .3 | .4 | 1.5 | 2.3 | 1.9 | .6 | .4 | .4 | 10.1 |
| **1m/s** | 1.0 | .8 | .7 | .7 | 1.0 | .4 | .3 | .5 | .7 | .4 | 2.5 | 6.7 | 5.1 | 1.2 | .7 | .5 | 23.3 |
| **2m/s** | 1.0 | 1.1 | .9 | .9 | 1.6 | .8 | .5 | .8 | 1.2 | .3 | 1.1 | 6.9 | 7.0 | 1.6 | .8 | .4 | 26.9 |
| **3m/s** | .7 | .9 | .9 | .8 | 1.2 | .8 | .8 | 1.1 | 1.1 | .1 | .2 | 1.7 | 3.9 | 1.5 | .6 | .1 | 16.5 |
| **4m/s** | .5 | .6 | .6 | .6 | .5 | .5 | .8 | 1.4 | .7 | .0 | .1 | .3 | 2.5 | .9 | .3 | .0 | 10.2 |
| **5m/s** | .3 | .3 | .3 | .3 | .2 | .2 | .5 | 1.4 | .4 | .0 | .0 | .1 | 1.0 | .3 | .1 | .0 | 5.5 |
| **6m/s** | .1 | .1 | .1 | .2 | .2 | .1 | .3 | 1.1 | .2 | .0 | .0 | .0 | .2 | .0 | .0 | .0 | 2.7 |
| **7m/s** | .0 | .0 | .0 | .1 | .1 | .0 | .1 | .6 | .1 | .0 | .0 | .0 | .1 | .0 | .0 | .0 | 1.2 |
| **8m/s** | .0 | .0 | .0 | .0 | .1 | .0 | .0 | .2 | .1 | .0 | .0 | .0 | .0 | .0 | .0 | .0 | .6 |
| **10m/s** | .0 | .0 | .0 | .0 | .0 | .0 | .0 | .0 | .0 | .0 | .0 | .0 | .0 | .0 | .0 | .0 | .2 |
| **12m/s** | .0 | .0 | .0 | .0 | .0 | .0 | .0 | .0 | .0 | .0 | .0 | .0 | .0 | .0 | .0 | .0 | .1 |
| **14m/s** | .0 | .0 | .0 | .0 | .0 | .0 | .0 | .0 | .0 | .0 | .0 | .0 | .0 | .0 | .0 | .0 | .0 |
| **16m/s** | .0 | .0 | .0 | .0 | .0 | .0 | .0 | .0 | .0 | .0 | .0 | .0 | .0 | .0 | .0 | .0 | .0 |
| **18m/s** | .0 | .0 | .0 | .0 | .0 | .0 | .0 | .0 | .0 | .0 | .0 | .0 | .0 | .0 | .0 | .0 | .0 |
| **20m/s** | .0 | .0 | .0 | .0 | .0 | .0 | .0 | .0 | .0 | .0 | .0 | .0 | .0 | .0 | .0 | .0 | .0 |
| **25m/s** | .0 | .0 | .0 | .0 | .0 | .0 | .0 | .0 | .0 | .0 | .0 | .0 | .0 | .0 | .0 | .0 | .0 |
| **30m/s** | .0 | .0 | .0 | .0 | .0 | .0 | .0 | .0 | .0 | .0 | .0 | .0 | .0 | .0 | .0 | .0 | .0 |
| **35m/s** | .0 | .0 | .0 | .0 | .0 | .0 | .0 | .0 | .0 | .0 | .0 | .0 | .0 | .0 | .0 | .0 | .0 |
| **40m/s** | .0 | .0 | .0 | .0 | .0 | .0 | .0 | .0 | .0 | .0 | .0 | .0 | .0 | .0 | .0 | .0 | .0 |
| **100m/s** | | | | | | | | | | | | | | | | | |
| 合計 (%) | 4.3 | 4.2 | 3.9 | 3.8 | 5.4 | 3.0 | 3.5 | 7.3 | 5.1 | 1.4 | 5.4 | 17.8 | 21.8 | 6.1 | 3.0 | 1.5 | 97.4 |

[註**1**]: 風速介於 **2.0m/s~ 3.0m/s** 佔 **26.9%** 。主風向 **W** 佔 **21.8%** 。

[註**2**]: 風速平均值 **= 2.7m/s** , 風速最大值 **= 24.8m/s** , 其風向爲 **E** 。

[註**3**]: 風速小於**5m/s** 佔 **89.6%**; 介於**5~10m/s** 佔 **10.0%** ; 風速大於**10m/s** 佔 **.4%**。

[註**4**]: 風向介於 **N~E** 佔 **17.1%**;**E~S** 佔 **19.7%** ;**S~W** 佔 **35.8%** ;**W~N** 佔 **24.8%**; 靜風佔 **2.6%** 。

[註**5**]: 資料每小時記錄一次 , 合計 **77343**筆 ( **99.0%**) , 檔名 : **W440SAW0.1HY** 。

## 6.8　2007年布袋港風速及風向聯合分佈表

# 表6.8.1　2006年 12月 布袋港測站 W 風速及風向聯合分佈百分比 (%) 統計表

**2006年12月 1日 1時 ~ 2006年12月31日23時**

| 風向<br>風速 | N | NNE | NE | ENE | E | ESE | SE | SSE | S | SSW | SW | WSW | W | WNW | NW | NNW | 合計<br>(%) |
|---|---|---|---|---|---|---|---|---|---|---|---|---|---|---|---|---|---|
| **.3m/s** | .0 | .1 | .0 | .3 | .0 | .3 | .1 | .3 | .1 | .0 | .0 | .0 | .0 | .0 | .1 | .1 | 1.5 |
| **1m/s** | .8 | .5 | .9 | .1 | .3 | .1 | .1 | .0 | .0 | .0 | .0 | .0 | .0 | .0 | .0 | .1 | 3.1 |
| **2m/s** | 1.6 | 2.3 | 2.0 | .4 | .3 | .0 | .0 | .0 | .0 | .0 | .0 | .0 | .0 | .0 | .4 | .7 | 7.7 |
| **3m/s** | 5.1 | 3.9 | 1.3 | .4 | .0 | .0 | .0 | .0 | .1 | .0 | .0 | .0 | .0 | .0 | .0 | .3 | 11.2 |
| **4m/s** | 4.4 | 7.5 | 2.0 | .1 | .0 | .0 | .0 | .0 | .0 | .0 | .0 | .0 | .0 | .0 | .0 | 1.2 | 15.3 |
| **5m/s** | 5.4 | 7.8 | .4 | .0 | .0 | .0 | .0 | .0 | .0 | .0 | .0 | .0 | .0 | .0 | .0 | .7 | 14.3 |
| **6m/s** | 7.0 | 4.6 | .1 | .0 | .0 | .0 | .0 | .0 | .0 | .0 | .0 | .0 | .0 | .0 | .0 | 1.1 | 12.8 |
| **7m/s** | 5.2 | 3.8 | .0 | .0 | .0 | .0 | .0 | .0 | .0 | .0 | .0 | .0 | .0 | .0 | .0 | .5 | 9.6 |
| **8m/s** | 7.1 | 7.1 | .3 | .0 | .0 | .0 | .0 | .0 | .0 | .0 | .0 | .0 | .0 | .0 | .0 | 1.1 | 15.6 |
| **10m/s** | 3.2 | 3.9 | .0 | .0 | .0 | .0 | .0 | .0 | .1 | .0 | .0 | .0 | .0 | .0 | .0 | .3 | 7.5 |
| **12m/s** | .3 | .8 | .1 | .0 | .0 | .0 | .0 | .0 | .0 | .0 | .0 | .0 | .0 | .0 | .0 | .0 | 1.2 |
| **14m/s** | .0 | .0 | .0 | .0 | .0 | .0 | .0 | .0 | .0 | .0 | .0 | .0 | .0 | .0 | .0 | .0 | .0 |
| **16m/s** | .0 | .0 | .0 | .0 | .0 | .0 | .0 | .0 | .0 | .0 | .0 | .0 | .0 | .0 | .0 | .0 | .0 |
| **18m/s** | .0 | .0 | .0 | .0 | .0 | .0 | .0 | .0 | .0 | .0 | .0 | .0 | .0 | .0 | .0 | .0 | .0 |
| **20m/s** | .0 | .0 | .0 | .0 | .0 | .0 | .0 | .0 | .0 | .0 | .0 | .0 | .0 | .0 | .0 | .0 | .0 |
| **25m/s** | .0 | .0 | .0 | .0 | .0 | .0 | .0 | .0 | .0 | .0 | .0 | .0 | .0 | .0 | .0 | .0 | .0 |
| **30m/s** | .0 | .0 | .0 | .0 | .0 | .0 | .0 | .0 | .0 | .0 | .0 | .0 | .0 | .0 | .0 | .0 | .0 |
| **35m/s** | .0 | .0 | .0 | .0 | .0 | .0 | .0 | .0 | .0 | .0 | .0 | .0 | .0 | .0 | .0 | .0 | .0 |
| **40m/s** | .0 | .0 | .0 | .0 | .0 | .0 | .0 | .0 | .0 | .0 | .0 | .0 | .0 | .0 | .0 | .0 | .0 |
| **100m/s** | | | | | | | | | | | | | | | | | |
| 合計 (%) | 40.2 | 42.4 | 7.3 | 1.3 | .5 | .4 | .3 | .3 | .4 | .0 | .0 | .0 | .0 | .0 | .5 | 6.1 | 99.7 |

[註**1**]: 風速介於 **8.0m/s~ 10.0m/s** 佔 **15.6%** 。主風向 **NNE** 佔 **42.4%** 。

[註**2**]: 風速平均值 **= 6.0m/s** , 風速最大值 **= 13.3m/s** , 其風向爲 **NNE**。

[註**3**]: 風速小於**5m/s** 佔 **39.0%**; 介於**5~10m/s** 佔 **52.2%** ; 風速大於**10m/s** 佔 **8.7%**。

[註**4**]: 風向介於 **N~E** 佔 **82.9%**;**E~S** 佔 **1.3%** ;**S~W** 佔 **.1%** ;**W~N** 佔 **15.3%**; 靜風佔 **.3%** 。

[註**5**]: 資料每小時記錄一次 , 合計 **743**筆 ( **99.9%**) , 檔名 : **W06CPTW0.1HA** 。

# 表6.8.2　2007年 1月 布袋港測站 W 風速及風向聯合分佈百分比 (%) 統計表

**2007年 1月 1日 0時 ~ 2007年 1月31日23時**

| 風向<br>風速 | N | NNE | NE | ENE | E | ESE | SE | SSE | S | SSW | SW | WSW | W | WNW | NW | NNW | 合計<br>(%) |
|---|---|---|---|---|---|---|---|---|---|---|---|---|---|---|---|---|---|
| **.3m/s** | .3 | .0 | .0 | .0 | .1 | .0 | .0 | .0 | .0 | .0 | .0 | .0 | .0 | .0 | .0 | .0 | .4 |
| **1m/s** | .5 | .5 | .0 | .0 | .1 | .0 | .0 | .0 | .0 | .0 | .0 | .0 | .0 | .0 | .0 | .1 | 1.3 |
| **2m/s** | 2.7 | 2.0 | .5 | .1 | .0 | .0 | .0 | .0 | .0 | .0 | .0 | .0 | .0 | .0 | .1 | .7 | 6.2 |
| **3m/s** | 2.4 | 2.6 | .4 | .0 | .1 | .0 | .0 | .0 | .0 | .0 | .0 | .0 | .0 | .0 | .1 | .7 | 6.3 |
| **4m/s** | 5.0 | 4.4 | .4 | .0 | .0 | .0 | .0 | .0 | .0 | .0 | .0 | .0 | .0 | .0 | .0 | .9 | 10.8 |
| **5m/s** | 5.0 | 6.3 | .1 | .0 | .0 | .0 | .0 | .0 | .4 | .0 | .0 | .0 | .0 | .0 | .0 | 2.4 | 14.2 |
| **6m/s** | 7.8 | 8.2 | .1 | .0 | .0 | .0 | .0 | .0 | .0 | .0 | .0 | .0 | .0 | .0 | .1 | 1.2 | 17.5 |
| **7m/s** | 9.1 | 6.9 | .1 | .0 | .0 | .0 | .0 | .0 | .0 | .0 | .0 | .0 | .0 | .0 | .3 | 1.2 | 17.6 |
| **8m/s** | 9.0 | 6.9 | .0 | .0 | .0 | .0 | .0 | .0 | .3 | .0 | .0 | .0 | .0 | .0 | .1 | 1.5 | 17.7 |
| **10m/s** | 3.9 | 2.2 | .0 | .0 | .0 | .0 | .0 | .0 | .0 | .0 | .0 | .0 | .0 | .0 | .0 | .0 | 6.0 |
| **12m/s** | 1.2 | .7 | .0 | .0 | .0 | .0 | .0 | .0 | .0 | .0 | .0 | .0 | .0 | .0 | .0 | .0 | 1.9 |
| **14m/s** | .0 | .0 | .0 | .0 | .0 | .0 | .0 | .0 | .0 | .0 | .0 | .0 | .0 | .0 | .0 | .0 | .0 |
| **16m/s** | .0 | .0 | .0 | .0 | .0 | .0 | .0 | .0 | .0 | .0 | .0 | .0 | .0 | .0 | .0 | .0 | .0 |
| **18m/s** | .0 | .0 | .0 | .0 | .0 | .0 | .0 | .0 | .0 | .0 | .0 | .0 | .0 | .0 | .0 | .0 | .0 |
| **20m/s** | .0 | .0 | .0 | .0 | .0 | .0 | .0 | .0 | .0 | .0 | .0 | .0 | .0 | .0 | .0 | .0 | .0 |
| **25m/s** | .0 | .0 | .0 | .0 | .0 | .0 | .0 | .0 | .0 | .0 | .0 | .0 | .0 | .0 | .0 | .0 | .0 |
| **30m/s** | .0 | .0 | .0 | .0 | .0 | .0 | .0 | .0 | .0 | .0 | .0 | .0 | .0 | .0 | .0 | .0 | .0 |
| **35m/s** | .0 | .0 | .0 | .0 | .0 | .0 | .0 | .0 | .0 | .0 | .0 | .0 | .0 | .0 | .0 | .0 | .0 |
| **40m/s** | .0 | .0 | .0 | .0 | .0 | .0 | .0 | .0 | .0 | .0 | .0 | .0 | .0 | .0 | .0 | .0 | .0 |
| **100m/s** | | | | | | | | | | | | | | | | | |
| 合計 (%) | 46.9 | 40.6 | 1.7 | .1 | .4 | .0 | .0 | .0 | .7 | .0 | .0 | .0 | .0 | .0 | .8 | 8.7 | 100.0 |

[註**1**]: 風速介於 **8.0m/s~ 10.0m/s** 佔 **17.7%** 。主風向 **N** 佔 **46.9%** 。

[註**2**]: 風速平均值 **= 6.6m/s** , 風速最大值 **= 13.4m/s** , 其風向爲 **N** 。

[註**3**]: 風速小於**5m/s** 佔 **25.0%**; 介於**5~10m/s** 佔 **67.1%** ; 風速大於**10m/s** 佔 **7.9%**。

[註**4**]: 風向介於 **N~E** 佔 **79.3%**;**E~S** 佔 **.7%** ;**S~W** 佔 **.1%** ;**W~N** 佔 **19.9%**; 靜風佔 **.0%** 。

[註**5**]: 資料每小時記錄一次 , 合計 **744**筆 **(100.0%)** , 檔名 : **W071PTW0.1HA** 。

# 表6.8.3　2007年 2月 布袋港測站 W 風速及風向聯合分佈百分比 (%) 統計表

**2007年 2月 1日 0時 ~ 2007年 2月28日23時**

| 風向<br>風速 | N | NNE | NE | ENE | E | ESE | SE | SSE | S | SSW | SW | WSW | W | WNW | NW | NNW | 合計<br>(%) |
|---|---|---|---|---|---|---|---|---|---|---|---|---|---|---|---|---|---|
| **.3m/s** | .1 | .1 | .4 | .0 | .7 | .0 | .1 | .3 | .1 | .0 | .0 | .0 | .0 | .1 | .0 | .3 | 2.5 |
| **1m/s** | 1.2 | 1.2 | .7 | 1.3 | .6 | .0 | .6 | 1.0 | .1 | .4 | .4 | .4 | .0 | .1 | 1.3 | .6 | 10.3 |
| **2m/s** | 3.3 | 4.9 | 1.3 | .4 | 1.5 | .0 | .0 | .4 | .6 | .7 | .0 | .3 | .0 | .9 | 1.2 | 1.6 | 17.3 |
| **3m/s** | 3.1 | 4.8 | 1.6 | .6 | .1 | .0 | .0 | .0 | .4 | .1 | .1 | .3 | .0 | .3 | 1.5 | 1.6 | 14.8 |
| **4m/s** | 4.2 | 4.6 | .9 | .1 | .1 | .0 | .0 | .0 | .0 | .0 | .0 | .0 | .0 | .0 | .7 | 2.1 | 12.8 |
| **5m/s** | 4.2 | 4.8 | .3 | .0 | .0 | .0 | .0 | .0 | .0 | .0 | .0 | .6 | .0 | .0 | .3 | 3.3 | 13.4 |
| **6m/s** | 3.7 | 4.0 | .4 | .0 | .0 | .0 | .0 | .0 | .0 | .0 | .0 | .0 | .0 | .0 | .0 | 1.9 | 10.1 |
| **7m/s** | 4.3 | 2.8 | .3 | .0 | .0 | .0 | .0 | .0 | .0 | .0 | .0 | .0 | .0 | .0 | .0 | 1.9 | 9.4 |
| **8m/s** | 4.0 | 1.6 | .1 | .0 | .0 | .0 | .0 | .0 | .0 | .0 | .0 | .0 | .0 | .0 | .1 | .1 | 6.1 |
| **10m/s** | 1.6 | .4 | .0 | .0 | .0 | .0 | .0 | .0 | .0 | .0 | .0 | .0 | .0 | .1 | .0 | .0 | 2.2 |
| **12m/s** | .1 | .0 | .0 | .0 | .0 | .0 | .0 | .0 | .0 | .0 | .0 | .0 | .0 | .0 | .0 | .0 | .1 |
| **14m/s** | .1 | .0 | .0 | .0 | .0 | .0 | .0 | .0 | .0 | .0 | .0 | .0 | .0 | .0 | .0 | .0 | .1 |
| **16m/s** | .0 | .0 | .0 | .0 | .0 | .0 | .0 | .0 | .0 | .0 | .0 | .0 | .0 | .0 | .0 | .0 | .0 |
| **18m/s** | .0 | .0 | .0 | .0 | .0 | .0 | .0 | .0 | .0 | .0 | .0 | .0 | .0 | .0 | .0 | .0 | .0 |
| **20m/s** | .0 | .0 | .0 | .0 | .0 | .0 | .0 | .0 | .0 | .0 | .0 | .0 | .0 | .0 | .0 | .0 | .0 |
| **25m/s** | .0 | .0 | .0 | .0 | .0 | .0 | .0 | .0 | .0 | .0 | .0 | .0 | .0 | .0 | .0 | .0 | .0 |
| **30m/s** | .0 | .0 | .0 | .0 | .0 | .0 | .0 | .0 | .0 | .0 | .0 | .0 | .0 | .0 | .0 | .0 | .0 |
| **35m/s** | .0 | .0 | .0 | .0 | .0 | .0 | .0 | .0 | .0 | .0 | .0 | .0 | .0 | .0 | .0 | .0 | .0 |
| **40m/s** | .0 | .0 | .0 | .0 | .0 | .0 | .0 | .0 | .0 | .0 | .0 | .0 | .0 | .0 | .0 | .0 | .0 |
| **100m/s** | | | | | | | | | | | | | | | | | |
| 合計 (%) | 30.1 | 29.4 | 6.3 | 2.5 | 3.1 | .0 | .7 | 1.8 | 1.3 | 1.3 | .6 | 1.6 | .0 | 1.6 | 5.2 | 13.6 | 99.4 |

[註**1**]: 風速介於 **2.0m/s~ 3.0m/s** 佔 **17.3%** 。主風向 **N** 佔 **30.1%** 。

[註**2**]: 風速平均值 **= 4.6m/s** , 風速最大值 **= 14.0m/s** , 其風向爲 **N** 。

[註**3**]: 風速小於**5m/s** 佔 **58.4%**; 介於**5~10m/s** 佔 **39.1%** ; 風速大於**10m/s** 佔 **2.5%**。

[註**4**]: 風向介於 **N~E** 佔 **60.9%**;**E~S** 佔 **4.6%** ;**S~W** 佔 **3.9%** ;**W~N** 佔 **30.0%**; 靜風佔 **.6%** 。

[註**5**]: 資料每小時記錄一次 , 合計 **670**筆 ( **99.7%**) , 檔名 : **W072PTW0.1HA** 。

# 表6.8.4　2007年 3月 布袋港測站 W 風速及風向聯合分佈百分比 (%) 統計表

**2007年 3月 1日 0時 ~ 2007年 3月31日23時**

| 風向<br>風速 | N | NNE | NE | ENE | E | ESE | SE | SSE | S | SSW | SW | WSW | W | WNW | NW | NNW | 合計<br>(%) |
|---|---|---|---|---|---|---|---|---|---|---|---|---|---|---|---|---|---|
| **.3m/s** | .3 | .3 | .1 | .0 | .1 | .1 | .1 | .1 | .4 | .3 | .1 | .3 | .1 | .5 | .8 | .1 | 3.9 |
| **1m/s** | 1.3 | 1.3 | .9 | .4 | 1.1 | .0 | .5 | 1.2 | 1.2 | .9 | .7 | 1.6 | .1 | .4 | .7 | .4 | 12.9 |
| **2m/s** | 3.6 | 1.9 | 1.3 | .1 | .3 | .0 | .3 | .5 | .7 | 1.3 | 1.3 | 1.6 | .1 | .0 | .5 | 1.6 | 15.3 |
| **3m/s** | 4.3 | 2.7 | .4 | .1 | .0 | .0 | .0 | .4 | .7 | .8 | .4 | 1.5 | .5 | .0 | .7 | 2.0 | 14.5 |
| **4m/s** | 4.3 | 4.7 | .5 | .1 | .0 | .0 | .0 | .0 | .3 | .5 | .4 | .8 | .3 | .0 | .3 | 2.6 | 14.8 |
| **5m/s** | 5.5 | 5.7 | .1 | .0 | .0 | .0 | .0 | .0 | .0 | .0 | .0 | .1 | .0 | .0 | .8 | 2.2 | 14.4 |
| **6m/s** | 4.2 | 1.9 | .3 | .0 | .0 | .0 | .0 | .0 | .1 | .0 | .1 | .0 | .0 | .1 | .0 | 1.7 | 8.5 |
| **7m/s** | 2.8 | 1.6 | .0 | .0 | .0 | .0 | .0 | .0 | .0 | .0 | .0 | .0 | .0 | .0 | .0 | 1.1 | 5.5 |
| **8m/s** | 3.6 | 2.2 | .4 | .0 | .0 | .0 | .0 | .0 | .0 | .0 | .0 | .0 | .0 | .0 | .0 | .8 | 7.0 |
| **10m/s** | .8 | 1.2 | .0 | .0 | .0 | .0 | .0 | .0 | .0 | .0 | .0 | .0 | .0 | .0 | .0 | .0 | 2.0 |
| **12m/s** | .1 | .1 | .0 | .0 | .0 | .0 | .0 | .0 | .0 | .0 | .0 | .0 | .0 | .0 | .0 | .0 | .3 |
| **14m/s** | .1 | .0 | .0 | .0 | .0 | .0 | .0 | .0 | .0 | .0 | .0 | .0 | .0 | .0 | .0 | .0 | .1 |
| **16m/s** | .0 | .0 | .0 | .0 | .0 | .0 | .0 | .0 | .0 | .0 | .0 | .0 | .0 | .0 | .0 | .0 | .0 |
| **18m/s** | .0 | .0 | .0 | .0 | .0 | .0 | .0 | .0 | .0 | .0 | .0 | .0 | .0 | .0 | .0 | .0 | .0 |
| **20m/s** | .0 | .0 | .0 | .0 | .0 | .0 | .0 | .0 | .0 | .0 | .0 | .0 | .0 | .0 | .0 | .0 | .0 |
| **25m/s** | .0 | .0 | .0 | .0 | .0 | .0 | .0 | .0 | .0 | .0 | .0 | .0 | .0 | .0 | .0 | .0 | .0 |
| **30m/s** | .0 | .0 | .0 | .0 | .0 | .0 | .0 | .0 | .0 | .0 | .0 | .0 | .0 | .0 | .0 | .0 | .0 |
| **35m/s** | .0 | .0 | .0 | .0 | .0 | .0 | .0 | .0 | .0 | .0 | .0 | .0 | .0 | .0 | .0 | .0 | .0 |
| **40m/s** | .0 | .0 | .0 | .0 | .0 | .0 | .0 | .0 | .0 | .0 | .0 | .0 | .0 | .0 | .0 | .0 | .0 |
| **100m/s** | | | | | | | | | | | | | | | | | |
| 合計 (%) | 31.1 | 23.6 | 4.2 | .8 | 1.5 | .1 | .9 | 2.3 | 3.4 | 3.9 | 3.1 | 5.9 | 1.2 | 1.1 | 3.8 | 12.5 | 99.3 |

[註**1**]: 風速介於 **2.0m/s~ 3.0m/s** 佔 **15.3%** 。主風向 **N** 佔 **31.1%** 。

[註**2**]: 風速平均值 **= 4.4m/s** , 風速最大值 **= 14.2m/s** , 其風向爲 **N** 。

[註**3**]: 風速小於**5m/s** 佔 **62.2%**; 介於**5~10m/s** 佔 **35.4%** ; 風速大於**10m/s** 佔 **2.4%**。

[註**4**]: 風向介於 **N~E** 佔 **50.2%**;**E~S** 佔 **6.2%** ;**S~W** 佔 **15.6%** ;**W~N** 佔 **27.3%**; 靜風佔 **.7%** 。

[註**5**]: 資料每小時記錄一次 , 合計 **743**筆 ( **99.9%**) , 檔名 : **W073PTW0.1HA** 。

# 表6.8.5　2007年 4月 布袋港測站 W 風速及風向聯合分佈百分比 (%) 統計表

**2007年 4月 1日 0時 ~ 2007年 4月30日23時**

| 風向<br>風速 | N | NNE | NE | ENE | E | ESE | SE | SSE | S | SSW | SW | WSW | W | WNW | NW | NNW | 合計<br>(%) |
|---|---|---|---|---|---|---|---|---|---|---|---|---|---|---|---|---|---|
| **.3m/s** | .4 | .4 | .4 | .1 | 1.1 | .7 | .1 | .1 | .7 | .3 | .0 | .6 | .1 | .3 | .1 | .3 | 5.8 |
| **1m/s** | 1.3 | 1.8 | 1.4 | 1.0 | 2.6 | .6 | .8 | 1.0 | .7 | .8 | .4 | 1.7 | .4 | .4 | .6 | 1.3 | 16.7 |
| **2m/s** | 2.1 | 2.9 | 1.5 | .3 | .1 | .1 | .0 | 1.1 | .7 | .6 | 1.5 | 1.3 | .4 | .8 | 1.9 | 2.2 | 17.6 |
| **3m/s** | 2.4 | 2.6 | 1.0 | .0 | .0 | .0 | .1 | .0 | .3 | 1.7 | 1.1 | 1.1 | .8 | .3 | 1.8 | 1.1 | 14.3 |
| **4m/s** | 3.2 | 2.9 | .4 | .1 | .0 | .0 | .0 | .0 | .1 | .4 | 1.0 | .4 | .0 | .1 | .6 | 2.4 | 11.7 |
| **5m/s** | 3.8 | 3.1 | .6 | .0 | .0 | .0 | .0 | .0 | .0 | .0 | .0 | .1 | .0 | .0 | .3 | 1.4 | 9.2 |
| **6m/s** | 3.6 | 3.8 | .0 | .0 | .0 | .0 | .0 | .0 | .1 | .0 | .0 | .0 | .0 | .3 | .3 | .8 | 8.9 |
| **7m/s** | 3.9 | 2.4 | .3 | .0 | .0 | .0 | .0 | .0 | .1 | .0 | .0 | .0 | .0 | .0 | .1 | 1.5 | 8.3 |
| **8m/s** | 1.3 | 1.8 | .0 | .0 | .0 | .0 | .0 | .0 | .1 | .0 | .1 | .0 | .0 | .0 | .1 | .3 | 3.8 |
| **10m/s** | 1.0 | .7 | .6 | .0 | .0 | .0 | .0 | .0 | .0 | .0 | .0 | .0 | .0 | .0 | .1 | .0 | 2.4 |
| **12m/s** | .4 | .4 | .0 | .0 | .0 | .0 | .0 | .0 | .0 | .0 | .0 | .0 | .0 | .0 | .0 | .0 | .8 |
| **14m/s** | .0 | .0 | .0 | .0 | .0 | .0 | .0 | .0 | .0 | .0 | .0 | .0 | .0 | .0 | .0 | .0 | .0 |
| **16m/s** | .0 | .0 | .0 | .0 | .0 | .0 | .0 | .0 | .0 | .0 | .0 | .0 | .0 | .0 | .0 | .0 | .0 |
| **18m/s** | .0 | .0 | .0 | .0 | .0 | .0 | .0 | .0 | .0 | .0 | .0 | .0 | .0 | .0 | .0 | .0 | .0 |
| **20m/s** | .0 | .0 | .0 | .0 | .0 | .0 | .0 | .0 | .0 | .0 | .0 | .0 | .0 | .0 | .0 | .0 | .0 |
| **25m/s** | .0 | .0 | .0 | .0 | .0 | .0 | .0 | .0 | .0 | .0 | .0 | .0 | .0 | .0 | .0 | .0 | .0 |
| **30m/s** | .0 | .0 | .0 | .0 | .0 | .0 | .0 | .0 | .0 | .0 | .0 | .0 | .0 | .0 | .0 | .0 | .0 |
| **35m/s** | .0 | .0 | .0 | .0 | .0 | .0 | .0 | .0 | .0 | .0 | .0 | .0 | .0 | .0 | .0 | .0 | .0 |
| **40m/s** | .0 | .0 | .0 | .0 | .0 | .0 | .0 | .0 | .0 | .0 | .0 | .0 | .0 | .0 | .0 | .0 | .0 |
| **100m/s** | | | | | | | | | | | | | | | | | |
| 合計 (%) | 23.2 | 22.8 | 6.1 | 1.5 | 3.9 | 1.4 | 1.1 | 2.2 | 2.9 | 3.8 | 4.2 | 5.1 | 1.8 | 2.2 | 6.0 | 11.2 | 99.4 |

[註1]: 風速介於 **2.0m/s~ 3.0m/s** 佔 **17.6%** 。主風向 **N** 佔 **23.2%** 。

[註2]: 風速平均值 = **4.2m/s** , 風速最大值 = **13.5m/s** , 其風向爲 **N** 。

[註3]: 風速小於**5m/s** 佔 **66.7%**; 介於**5~10m/s** 佔 **30.1%** ; 風速大於**10m/s** 佔 **3.2%**。

[註4]: 風向介於 **N~E** 佔 **47.4%**;**E~S** 佔 **8.2%** ;**S~W** 佔 **15.8%** ;**W~N** 佔 **28.1%**; 靜風佔 **.6%** 。

[註5]: 資料每小時記錄一次 , 合計 **720**筆 **(100.0%)** , 檔名 : **W074PTW0.1HA** 。

# 表6.8.6　2007年 5月 布袋港測站 W 風速及風向聯合分佈百分比 (%) 統計表

**2007年 5月 1日 0時 ~ 2007年 5月31日23時**

| 風向<br>風速 | N | NNE | NE | ENE | E | ESE | SE | SSE | S | SSW | SW | WSW | W | WNW | NW | NNW | 合計<br>(%) |
|---|---|---|---|---|---|---|---|---|---|---|---|---|---|---|---|---|---|
| **.3m/s** | .5 | .1 | .1 | .1 | .8 | .1 | .7 | .4 | .3 | .4 | .3 | .3 | .3 | .1 | .7 | .1 | 5.4 |
| **1m/s** | 2.2 | 1.2 | .8 | .5 | 1.1 | .0 | .4 | .5 | 1.5 | 1.9 | 1.6 | 2.0 | .3 | 1.7 | 1.3 | 1.6 | 18.7 |
| **2m/s** | 2.4 | 2.8 | .9 | .5 | 1.3 | .1 | .0 | .7 | 2.7 | 3.8 | 3.0 | 3.8 | 1.1 | 3.0 | 1.5 | 2.3 | 29.9 |
| **3m/s** | 2.7 | 2.7 | .1 | .0 | .0 | .0 | .0 | 1.1 | 3.2 | 2.7 | 2.0 | 3.0 | .7 | .7 | 2.8 | 2.7 | 24.4 |
| **4m/s** | 2.2 | 1.2 | .3 | .1 | .0 | .0 | .3 | .1 | .4 | .8 | .8 | 1.9 | .3 | .0 | .7 | 2.8 | 11.8 |
| **5m/s** | 1.7 | .3 | .1 | .0 | .0 | .0 | .0 | .1 | .3 | .1 | .1 | .1 | .0 | .0 | .4 | 2.0 | 5.4 |
| **6m/s** | .7 | .0 | .0 | .0 | .0 | .0 | .0 | .1 | .0 | .0 | .0 | .0 | .0 | .0 | .0 | 1.5 | 2.3 |
| **7m/s** | .1 | .0 | .0 | .0 | .0 | .0 | .0 | .1 | .0 | .0 | .0 | .0 | .0 | .0 | .0 | .8 | 1.1 |
| **8m/s** | .0 | .0 | .0 | .0 | .0 | .0 | .0 | .0 | .0 | .0 | .0 | .0 | .0 | .0 | .0 | .0 | .0 |
| **10m/s** | .0 | .0 | .0 | .0 | .0 | .0 | .0 | .0 | .0 | .0 | .0 | .0 | .0 | .0 | .0 | .0 | .0 |
| **12m/s** | .0 | .0 | .0 | .0 | .0 | .0 | .0 | .0 | .0 | .0 | .0 | .0 | .0 | .0 | .0 | .0 | .0 |
| **14m/s** | .0 | .0 | .0 | .0 | .0 | .0 | .0 | .0 | .0 | .0 | .0 | .0 | .0 | .0 | .0 | .0 | .0 |
| **16m/s** | .0 | .0 | .0 | .0 | .0 | .0 | .0 | .0 | .0 | .0 | .0 | .0 | .0 | .0 | .0 | .0 | .0 |
| **18m/s** | .0 | .0 | .0 | .0 | .0 | .0 | .0 | .0 | .0 | .0 | .0 | .0 | .0 | .0 | .0 | .0 | .0 |
| **20m/s** | .0 | .0 | .0 | .0 | .0 | .0 | .0 | .0 | .0 | .0 | .0 | .0 | .0 | .0 | .0 | .0 | .0 |
| **25m/s** | .0 | .0 | .0 | .0 | .0 | .0 | .0 | .0 | .0 | .0 | .0 | .0 | .0 | .0 | .0 | .0 | .0 |
| **30m/s** | .0 | .0 | .0 | .0 | .0 | .0 | .0 | .0 | .0 | .0 | .0 | .0 | .0 | .0 | .0 | .0 | .0 |
| **35m/s** | .0 | .0 | .0 | .0 | .0 | .0 | .0 | .0 | .0 | .0 | .0 | .0 | .0 | .0 | .0 | .0 | .0 |
| **40m/s** | .0 | .0 | .0 | .0 | .0 | .0 | .0 | .0 | .0 | .0 | .0 | .0 | .0 | .0 | .0 | .0 | .0 |
| **100m/s** | | | | | | | | | | | | | | | | | |
| 合計 (%) | 12.5 | 8.3 | 2.4 | 1.3 | 3.2 | .3 | 1.3 | 3.2 | 8.3 | 9.7 | 7.8 | 11.0 | 2.6 | 5.5 | 7.4 | 13.9 | 98.9 |

[註**1**]: 風速介於 **2.0m/s~ 3.0m/s** 佔 **29.9%** 。主風向 **NNW** 佔 **13.9%** 。

[註**2**]: 風速平均值 **= 3.0m/s** , 風速最大值 **= 7.9m/s** , 其風向爲 **NNW**。

[註**3**]: 風速小於**5m/s** 佔 **91.3%**; 介於**5~10m/s** 佔 **8.7%** ; 風速大於**10m/s** 佔 **.0%**。

[註**4**]: 風向介於 **N~E** 佔 **21.8%**;**E~S** 佔 **10.2%** ;**S~W** 佔 **34.1%** ;**W~N** 佔 **32.8%**; 靜風佔 **1.1%** 。

[註**5**]: 資料每小時記錄一次 , 合計 **743**筆 ( **99.9%**) , 檔名 : **W075PTW0.1HA** 。

# 表6.8.7　2007年 6月 布袋港測站 W 風速及風向聯合分佈百分比 (%) 統計表

**2007年 6月 1日 0時 ~ 2007年 6月30日23時**

| 風向<br>風速 | N | NNE | NE | ENE | E | ESE | SE | SSE | S | SSW | SW | WSW | W | WNW | NW | NNW | 合計<br>(%) |
|---|---|---|---|---|---|---|---|---|---|---|---|---|---|---|---|---|---|
| **.3m/s** | .1 | .3 | .4 | .0 | .4 | .1 | .3 | .6 | .4 | .4 | .4 | .6 | .1 | .3 | .4 | .3 | 5.2 |
| **1m/s** | .4 | 1.0 | .7 | .7 | 1.4 | .0 | 1.3 | 1.5 | 1.4 | 1.8 | .8 | 1.8 | .4 | .4 | .8 | .3 | 14.8 |
| **2m/s** | .7 | 1.1 | .3 | .4 | .6 | .3 | .3 | 1.7 | 4.5 | 3.6 | 2.5 | 2.1 | .3 | .3 | .7 | 1.1 | 20.3 |
| **3m/s** | 1.3 | .3 | .1 | .0 | .0 | .1 | .6 | 2.4 | 7.5 | 4.9 | 3.9 | 2.2 | .8 | .0 | 1.1 | 1.4 | 26.6 |
| **4m/s** | .0 | .3 | .0 | .0 | .0 | .0 | .3 | 1.9 | 3.9 | 3.8 | 2.1 | 1.7 | .4 | .0 | .7 | 1.7 | 16.7 |
| **5m/s** | .0 | .0 | .0 | .0 | .0 | .0 | .0 | .7 | 2.4 | 3.2 | .8 | .1 | .0 | .0 | .3 | .4 | 7.9 |
| **6m/s** | .0 | .0 | .0 | .0 | .0 | .0 | .0 | .6 | 1.4 | 1.3 | 1.7 | .0 | .0 | .0 | .0 | .0 | 4.9 |
| **7m/s** | .0 | .0 | .0 | .0 | .0 | .0 | .0 | .3 | .4 | .8 | .8 | .1 | .0 | .0 | .0 | .0 | 2.5 |
| **8m/s** | .0 | .0 | .0 | .0 | .0 | .0 | .0 | .0 | .0 | .3 | .1 | .0 | .0 | .0 | .0 | .0 | .4 |
| **10m/s** | .0 | .0 | .0 | .0 | .0 | .0 | .0 | .0 | .0 | .0 | .0 | .0 | .0 | .0 | .0 | .0 | .0 |
| **12m/s** | .0 | .0 | .0 | .0 | .0 | .0 | .0 | .0 | .0 | .0 | .0 | .0 | .0 | .0 | .0 | .0 | .0 |
| **14m/s** | .0 | .0 | .0 | .0 | .0 | .0 | .0 | .0 | .0 | .0 | .0 | .0 | .0 | .0 | .0 | .0 | .0 |
| **16m/s** | .0 | .0 | .0 | .0 | .0 | .0 | .0 | .0 | .0 | .0 | .0 | .0 | .0 | .0 | .0 | .0 | .0 |
| **18m/s** | .0 | .0 | .0 | .0 | .0 | .0 | .0 | .0 | .0 | .0 | .0 | .0 | .0 | .0 | .0 | .0 | .0 |
| **20m/s** | .0 | .0 | .0 | .0 | .0 | .0 | .0 | .0 | .0 | .0 | .0 | .0 | .0 | .0 | .0 | .0 | .0 |
| **25m/s** | .0 | .0 | .0 | .0 | .0 | .0 | .0 | .0 | .0 | .0 | .0 | .0 | .0 | .0 | .0 | .0 | .0 |
| **30m/s** | .0 | .0 | .0 | .0 | .0 | .0 | .0 | .0 | .0 | .0 | .0 | .0 | .0 | .0 | .0 | .0 | .0 |
| **35m/s** | .0 | .0 | .0 | .0 | .0 | .0 | .0 | .0 | .0 | .0 | .0 | .0 | .0 | .0 | .0 | .0 | .0 |
| **40m/s** | .0 | .0 | .0 | .0 | .0 | .0 | .0 | .0 | .0 | .0 | .0 | .0 | .0 | .0 | .0 | .0 | .0 |
| **100m/s** | | | | | | | | | | | | | | | | | |
| 合計 (%) | 2.5 | 2.9 | 1.5 | 1.1 | 2.4 | .6 | 2.6 | 9.6 | 21.9 | 20.1 | 13.2 | 8.6 | 2.1 | 1.0 | 4.0 | 5.2 | 99.3 |

[註1]: 風速介於 **3.0m/s~ 4.0m/s** 佔 **26.6%** 。主風向 **S** 佔 **21.9%** 。

[註2]: 風速平均值 = **3.4m/s** , 風速最大值 = **8.2m/s** , 其風向爲 **SSW**。

[註3]: 風速小於**5m/s** 佔 **84.3%**; 介於**5~10m/s** 佔 **15.7%** ; 風速大於**10m/s** 佔 **.0%**。

[註4]: 風向介於 **N~E** 佔 **8.2%**;**E~S** 佔 **25.3%** ;**S~W** 佔 **54.0%** ;**W~N** 佔 **11.7%**; 靜風佔 **.7%** 。

[註5]: 資料每小時記錄一次 , 合計 **718**筆 ( **99.7%**) , 檔名 : **W076PTW0.1HA** 。

# 表6.8.8　2007年 7月 布袋港測站 W 風速及風向聯合分佈百分比 (%) 統計表

**2007年 7月 1日 0時 ~ 2007年 7月31日23時**

| 風向<br>風速 | N | NNE | NE | ENE | E | ESE | SE | SSE | S | SSW | SW | WSW | W | WNW | NW | NNW | 合計<br>(%) |
|---|---|---|---|---|---|---|---|---|---|---|---|---|---|---|---|---|---|
| **.3m/s** | .1 | .3 | .0 | .1 | .4 | .3 | .1 | .3 | .3 | .5 | .5 | 1.2 | .3 | .0 | .3 | .5 | 5.2 |
| **1m/s** | .7 | .8 | .7 | .7 | 1.2 | .4 | 1.2 | 2.4 | 2.0 | 2.4 | 2.6 | 2.8 | 1.5 | .7 | .5 | .4 | 21.0 |
| **2m/s** | .7 | .8 | .1 | .1 | .5 | .1 | .8 | 3.0 | 2.0 | 4.4 | 3.2 | 4.4 | 1.6 | 1.3 | 1.3 | 1.5 | 26.1 |
| **3m/s** | .9 | .4 | .0 | .0 | .0 | .3 | .3 | 1.7 | 5.2 | 3.5 | 2.7 | 3.6 | .5 | 1.1 | 1.3 | 1.7 | 23.4 |
| **4m/s** | .8 | .0 | .0 | .0 | .0 | .0 | .1 | .8 | 3.5 | 2.0 | .7 | 4.2 | .8 | .4 | 1.2 | 1.6 | 16.2 |
| **5m/s** | .3 | .0 | .0 | .0 | .0 | .0 | .1 | .5 | 1.3 | .3 | .5 | .9 | .1 | .0 | .5 | 2.2 | 6.9 |
| **6m/s** | .3 | .0 | .0 | .0 | .0 | .0 | .0 | .1 | .1 | .0 | .1 | .0 | .0 | .0 | .0 | .3 | .9 |
| **7m/s** | .0 | .0 | .0 | .0 | .0 | .0 | .0 | .0 | .0 | .0 | .0 | .0 | .0 | .0 | .0 | .0 | .0 |
| **8m/s** | .0 | .0 | .0 | .0 | .0 | .0 | .0 | .0 | .0 | .0 | .0 | .0 | .0 | .0 | .0 | .0 | .0 |
| **10m/s** | .0 | .0 | .0 | .0 | .0 | .0 | .0 | .0 | .0 | .0 | .0 | .0 | .0 | .0 | .0 | .0 | .0 |
| **12m/s** | .0 | .0 | .0 | .0 | .0 | .0 | .0 | .0 | .0 | .0 | .0 | .0 | .0 | .0 | .0 | .0 | .0 |
| **14m/s** | .0 | .0 | .0 | .0 | .0 | .0 | .0 | .0 | .0 | .0 | .0 | .0 | .0 | .0 | .0 | .0 | .0 |
| **16m/s** | .0 | .0 | .0 | .0 | .0 | .0 | .0 | .0 | .0 | .0 | .0 | .0 | .0 | .0 | .0 | .0 | .0 |
| **18m/s** | .0 | .0 | .0 | .0 | .0 | .0 | .0 | .0 | .0 | .0 | .0 | .0 | .0 | .0 | .0 | .0 | .0 |
| **20m/s** | .0 | .0 | .0 | .0 | .0 | .0 | .0 | .0 | .0 | .0 | .0 | .0 | .0 | .0 | .0 | .0 | .0 |
| **25m/s** | .0 | .0 | .0 | .0 | .0 | .0 | .0 | .0 | .0 | .0 | .0 | .0 | .0 | .0 | .0 | .0 | .0 |
| **30m/s** | .0 | .0 | .0 | .0 | .0 | .0 | .0 | .0 | .0 | .0 | .0 | .0 | .0 | .0 | .0 | .0 | .0 |
| **35m/s** | .0 | .0 | .0 | .0 | .0 | .0 | .0 | .0 | .0 | .0 | .0 | .0 | .0 | .0 | .0 | .0 | .0 |
| **40m/s** | .0 | .0 | .0 | .0 | .0 | .0 | .0 | .0 | .0 | .0 | .0 | .0 | .0 | .0 | .0 | .0 | .0 |
| **100m/s** | | | | | | | | | | | | | | | | | |
| 合計 (%) | 3.8 | 2.3 | .8 | .9 | 2.2 | 1.1 | 2.7 | 8.9 | 14.5 | 13.2 | 10.4 | 17.2 | 4.8 | 3.5 | 5.2 | 8.2 | 99.7 |

[註**1**]: 風速介於 **2.0m/s~ 3.0m/s** 佔 **26.1%** 。主風向 **WSW** 佔 **17.2%** 。

[註**2**]: 風速平均值 **= 3.0m/s** , 風速最大值 **= 6.6m/s** , 其風向爲 **SSE**。

[註**3**]: 風速小於**5m/s** 佔 **92.2%**; 介於**5~10m/s** 佔 **7.8%** ; 風速大於**10m/s** 佔 **.0%**。

[註**4**]: 風向介於 **N~E** 佔 **7.8%**;**E~S** 佔 **21.3%** ;**S~W** 佔 **51.1%** ;**W~N** 佔 **19.5%**; 靜風佔 **.3%** 。

[註**5**]: 資料每小時記錄一次 , 合計 **743**筆 ( **99.9%**) , 檔名 : **W077PTW0.1HA** 。

# 表6.8.9　2007年 8月 布袋港測站 W 風速及風向聯合分佈百分比 (%) 統計表

**2007年 8月 1日 0時 ~ 2007年 8月31日23時**

| 風向<br>風速 | N | NNE | NE | ENE | E | ESE | SE | SSE | S | SSW | SW | WSW | W | WNW | NW | NNW | 合計<br>(%) |
|---|---|---|---|---|---|---|---|---|---|---|---|---|---|---|---|---|---|
| **.3m/s** | .1 | .1 | .0 | .1 | .8 | .0 | .8 | .7 | .5 | .3 | .3 | .0 | .3 | .3 | .3 | .1 | 4.7 |
| **1m/s** | .8 | 1.2 | .4 | .7 | 2.8 | .1 | 1.9 | 3.0 | 1.7 | .4 | 1.2 | .9 | .3 | 1.3 | 1.1 | 1.5 | 19.4 |
| **2m/s** | 2.2 | 1.2 | .9 | .3 | 2.0 | .4 | .3 | 1.5 | 2.6 | 1.1 | 1.1 | 1.5 | .4 | 2.0 | 1.6 | .9 | 19.9 |
| **3m/s** | 1.2 | 1.2 | .4 | .0 | .1 | .0 | .0 | 1.6 | 2.4 | 1.3 | .5 | 1.6 | .4 | 1.1 | .5 | 1.7 | 14.2 |
| **4m/s** | 1.1 | .8 | .0 | .3 | .0 | .0 | .3 | 1.2 | 3.4 | 1.2 | .8 | .7 | .4 | .0 | .4 | 1.5 | 12.0 |
| **5m/s** | .8 | .7 | .0 | .0 | .0 | .0 | .0 | 1.5 | 2.8 | 2.4 | .4 | .4 | .0 | .3 | .5 | 1.1 | 10.9 |
| **6m/s** | .8 | .0 | .1 | .0 | .1 | .0 | .0 | 1.2 | 2.6 | 1.2 | .0 | .0 | .0 | .0 | .0 | .5 | 6.6 |
| **7m/s** | .7 | .0 | .0 | .0 | .0 | .0 | .0 | 1.5 | 2.3 | 1.1 | .1 | .1 | .0 | .0 | .0 | .7 | 6.5 |
| **8m/s** | .1 | .0 | .0 | .0 | .0 | .0 | .0 | .5 | .9 | 1.3 | .3 | .0 | .0 | .0 | .0 | .1 | 3.4 |
| **10m/s** | .0 | .0 | .0 | .0 | .0 | .0 | .0 | .1 | .1 | 1.1 | .0 | .4 | .0 | .0 | .0 | .0 | 1.7 |
| **12m/s** | .0 | .0 | .0 | .0 | .0 | .0 | .0 | .0 | .0 | .0 | .1 | .0 | .1 | .0 | .0 | .0 | .3 |
| **14m/s** | .0 | .0 | .0 | .0 | .0 | .0 | .0 | .0 | .0 | .0 | .0 | .0 | .0 | .0 | .0 | .0 | .0 |
| **16m/s** | .0 | .0 | .0 | .0 | .0 | .0 | .0 | .0 | .0 | .0 | .0 | .0 | .0 | .0 | .0 | .0 | .0 |
| **18m/s** | .0 | .0 | .0 | .0 | .0 | .0 | .0 | .0 | .0 | .0 | .0 | .0 | .0 | .0 | .0 | .0 | .0 |
| **20m/s** | .0 | .0 | .0 | .0 | .0 | .0 | .0 | .0 | .0 | .0 | .0 | .0 | .0 | .0 | .0 | .0 | .0 |
| **25m/s** | .0 | .0 | .0 | .0 | .0 | .0 | .0 | .0 | .0 | .0 | .0 | .0 | .0 | .0 | .0 | .0 | .0 |
| **30m/s** | .0 | .0 | .0 | .0 | .0 | .0 | .0 | .0 | .0 | .0 | .0 | .0 | .0 | .0 | .0 | .0 | .0 |
| **35m/s** | .0 | .0 | .0 | .0 | .0 | .0 | .0 | .0 | .0 | .0 | .0 | .0 | .0 | .0 | .0 | .0 | .0 |
| **40m/s** | .0 | .0 | .0 | .0 | .0 | .0 | .0 | .0 | .0 | .0 | .0 | .0 | .0 | .0 | .0 | .0 | .0 |
| **100m/s** | | | | | | | | | | | | | | | | | |
| 合計 (%) | 7.8 | 5.2 | 1.9 | 1.3 | 5.9 | .5 | 3.2 | 12.8 | 19.4 | 11.4 | 4.8 | 5.6 | 1.9 | 5.0 | 4.4 | 8.2 | 99.5 |

[註**1**]: 風速介於 **2.0m/s~ 3.0m/s** 佔 **19.9%** 。主風向 **S** 佔 **19.4%** 。

[註**2**]: 風速平均值 **= 3.9m/s** , 風速最大值 **= 13.8m/s** , 其風向爲 **W** 。

[註**3**]: 風速小於**5m/s** 佔 **70.7%**; 介於**5~10m/s** 佔 **27.3%** ; 風速大於**10m/s** 佔 **2.0%**。

[註**4**]: 風向介於 **N~E** 佔 **16.5%**;**E~S** 佔 **30.2%** ;**S~W** 佔 **30.6%** ;**W~N** 佔 **22.0%**; 靜風佔 **.5%** 。

[註**5**]: 資料每小時記錄一次 , 合計 **744**筆 **(100.0%)** , 檔名 **: W078PTW0.1HA** 。

# 表6.8.10　2007年 9月 布袋港測站 W 風速及風向聯合分佈百分比 (%) 統計表

**2007年 9月 1日 0時 ~ 2007年 9月 6日11時**

| 風向<br>風速 | N | NNE | NE | ENE | E | ESE | SE | SSE | S | SSW | SW | WSW | W | WNW | NW | NNW | 合計<br>(%) |
|---|---|---|---|---|---|---|---|---|---|---|---|---|---|---|---|---|---|
| **.3m/s** | .0 | .0 | .0 | .8 | .8 | .0 | .8 | .8 | .0 | .0 | .8 | .8 | .0 | .0 | .0 | .0 | 4.5 |
| **1m/s** | .0 | .8 | .0 | .0 | .8 | .8 | 5.3 | 3.8 | 3.8 | 2.3 | 3.0 | 1.5 | .0 | .0 | 1.5 | 1.5 | 25.0 |
| **2m/s** | 1.5 | .0 | .8 | .8 | .8 | 1.5 | 3.0 | 7.6 | 8.3 | 3.8 | 2.3 | 11.4 | 1.5 | 1.5 | .8 | .0 | 45.5 |
| **3m/s** | .8 | .0 | .8 | .0 | .8 | .0 | .0 | .0 | 3.8 | .8 | 2.3 | 6.1 | 1.5 | .0 | .8 | .0 | 17.4 |
| **4m/s** | .0 | .0 | .0 | .0 | .0 | .0 | .0 | .0 | 1.5 | .0 | .8 | 3.0 | .0 | .8 | .0 | .0 | 6.1 |
| **5m/s** | .0 | .0 | .0 | .0 | .0 | .0 | .0 | .0 | .0 | .0 | .0 | 1.5 | .0 | .0 | .0 | .0 | 1.5 |
| **6m/s** | .0 | .0 | .0 | .0 | .0 | .0 | .0 | .0 | .0 | .0 | .0 | .0 | .0 | .0 | .0 | .0 | .0 |
| **7m/s** | .0 | .0 | .0 | .0 | .0 | .0 | .0 | .0 | .0 | .0 | .0 | .0 | .0 | .0 | .0 | .0 | .0 |
| **8m/s** | .0 | .0 | .0 | .0 | .0 | .0 | .0 | .0 | .0 | .0 | .0 | .0 | .0 | .0 | .0 | .0 | .0 |
| **10m/s** | .0 | .0 | .0 | .0 | .0 | .0 | .0 | .0 | .0 | .0 | .0 | .0 | .0 | .0 | .0 | .0 | .0 |
| **12m/s** | .0 | .0 | .0 | .0 | .0 | .0 | .0 | .0 | .0 | .0 | .0 | .0 | .0 | .0 | .0 | .0 | .0 |
| **14m/s** | .0 | .0 | .0 | .0 | .0 | .0 | .0 | .0 | .0 | .0 | .0 | .0 | .0 | .0 | .0 | .0 | .0 |
| **16m/s** | .0 | .0 | .0 | .0 | .0 | .0 | .0 | .0 | .0 | .0 | .0 | .0 | .0 | .0 | .0 | .0 | .0 |
| **18m/s** | .0 | .0 | .0 | .0 | .0 | .0 | .0 | .0 | .0 | .0 | .0 | .0 | .0 | .0 | .0 | .0 | .0 |
| **20m/s** | .0 | .0 | .0 | .0 | .0 | .0 | .0 | .0 | .0 | .0 | .0 | .0 | .0 | .0 | .0 | .0 | .0 |
| **25m/s** | .0 | .0 | .0 | .0 | .0 | .0 | .0 | .0 | .0 | .0 | .0 | .0 | .0 | .0 | .0 | .0 | .0 |
| **30m/s** | .0 | .0 | .0 | .0 | .0 | .0 | .0 | .0 | .0 | .0 | .0 | .0 | .0 | .0 | .0 | .0 | .0 |
| **35m/s** | .0 | .0 | .0 | .0 | .0 | .0 | .0 | .0 | .0 | .0 | .0 | .0 | .0 | .0 | .0 | .0 | .0 |
| **40m/s** | .0 | .0 | .0 | .0 | .0 | .0 | .0 | .0 | .0 | .0 | .0 | .0 | .0 | .0 | .0 | .0 | .0 |
| **100m/s** | | | | | | | | | | | | | | | | | |
| 合計 (%) | 2.3 | .8 | 1.5 | 1.5 | 3.0 | 2.3 | 9.1 | 12.1 | 17.4 | 6.8 | 9.1 | 24.2 | 3.0 | 2.3 | 3.0 | 1.5 | 100.0 |

[註**1**]: 風速介於 **2.0m/s~ 3.0m/s** 佔 **45.5%** 。主風向 **WSW** 佔 **24.2%** 。

[註**2**]: 風速平均值 **= 2.5m/s** , 風速最大值 **= 5.1m/s** , 其風向爲 **WSW**。

[註**3**]: 風速小於**5m/s** 佔 **98.5%**; 介於**5~10m/s** 佔 **1.5%** ; 風速大於**10m/s** 佔 **.0%**。

[註**4**]: 風向介於 **N~E** 佔 **6.8%**;**E~S** 佔 **34.1%** ;**S~W** 佔 **50.8%** ;**W~N** 佔 **8.3%**; 靜風佔 **.0%** 。

[註**5**]: 資料每小時記錄一次 , 合計 **132**筆 ( **18.3%**) , 檔名 : **W079PTW0.1HA** 。

# 表6.8.11　2007年 10月 布袋港測站 W 風速及風向聯合分佈百分比 (%) 統計表

**2007年10月 1日 0時 ~ 2007年10月31日23時**

| 風向<br>風速 | N | NNE | NE | ENE | E | ESE | SE | SSE | S | SSW | SW | WSW | W | WNW | NW | NNW | 合計<br>(%) |
|---|---|---|---|---|---|---|---|---|---|---|---|---|---|---|---|---|---|
| **.3m/s** | .0 | .0 | .3 | .0 | .4 | .0 | .3 | .7 | .3 | .3 | .3 | .0 | .0 | .0 | .0 | .3 | 2.7 |
| **1m/s** | .5 | .7 | 1.3 | .1 | .4 | .0 | .7 | .3 | 1.1 | .5 | .1 | .8 | .1 | .3 | 1.1 | .4 | 8.5 |
| **2m/s** | 2.6 | 1.5 | .8 | .1 | .0 | .0 | .4 | .4 | 1.1 | .7 | .3 | .0 | .0 | .7 | .5 | 1.9 | 10.9 |
| **3m/s** | 2.2 | 4.6 | 1.3 | .0 | .0 | .0 | .0 | .3 | 1.5 | .1 | .4 | .5 | .0 | .1 | .7 | 1.1 | 12.8 |
| **4m/s** | 5.5 | 6.7 | .9 | .0 | .0 | .0 | .0 | .1 | .8 | .5 | .1 | .4 | .0 | .0 | .7 | 1.1 | 17.0 |
| **5m/s** | 6.2 | 7.7 | .8 | .0 | .0 | .0 | .0 | .1 | .7 | .0 | .1 | .0 | .0 | .0 | .4 | 1.9 | 17.9 |
| **6m/s** | 4.6 | 4.9 | .4 | .0 | .0 | .0 | .0 | .0 | .3 | .1 | .0 | .0 | .0 | .0 | .0 | 1.8 | 12.0 |
| **7m/s** | 3.1 | 1.6 | .3 | .0 | .0 | .0 | .0 | .0 | .0 | .0 | .0 | .0 | .0 | .0 | .0 | 1.2 | 6.2 |
| **8m/s** | 3.2 | 1.1 | .0 | .0 | .0 | .0 | .0 | .0 | .0 | .0 | .0 | .0 | .1 | .0 | .0 | .4 | 4.9 |
| **10m/s** | 1.3 | .4 | .0 | .0 | .0 | .0 | .0 | .0 | .0 | .0 | .1 | .4 | .3 | .0 | .0 | .0 | 2.6 |
| **12m/s** | .4 | .1 | .0 | .0 | .0 | .0 | .0 | .0 | .0 | .0 | .1 | .0 | .0 | .0 | .1 | .0 | .8 |
| **14m/s** | .1 | .1 | .0 | .0 | .0 | .0 | .0 | .0 | .0 | .0 | .0 | .0 | .0 | .1 | .3 | .1 | .8 |
| **16m/s** | .3 | .0 | .0 | .0 | .0 | .0 | .0 | .0 | .0 | .0 | .0 | .0 | .0 | .0 | .4 | .5 | 1.2 |
| **18m/s** | .5 | .0 | .0 | .0 | .0 | .0 | .0 | .0 | .0 | .0 | .0 | .0 | .0 | .0 | .0 | .4 | .9 |
| **20m/s** | .0 | .0 | .0 | .0 | .0 | .0 | .0 | .0 | .0 | .0 | .0 | .0 | .0 | .0 | .0 | .0 | .0 |
| **25m/s** | .0 | .0 | .0 | .0 | .0 | .0 | .0 | .0 | .0 | .0 | .0 | .0 | .0 | .0 | .0 | .0 | .0 |
| **30m/s** | .0 | .0 | .0 | .0 | .0 | .0 | .0 | .0 | .0 | .0 | .0 | .0 | .0 | .0 | .0 | .0 | .0 |
| **35m/s** | .0 | .0 | .0 | .0 | .0 | .0 | .0 | .0 | .0 | .0 | .0 | .0 | .0 | .0 | .0 | .0 | .0 |
| **40m/s** | .0 | .0 | .0 | .0 | .0 | .0 | .0 | .0 | .0 | .0 | .0 | .0 | .0 | .0 | .0 | .0 | .0 |
| **100m/s** | | | | | | | | | | | | | | | | | |
| 合計 (%) | 30.6 | 29.4 | 6.2 | .3 | .8 | .0 | 1.3 | 1.9 | 5.7 | 2.3 | 1.6 | 2.2 | .5 | 1.2 | 4.2 | 11.1 | 99.3 |

[註1]: 風速介於 **5.0m/s~ 6.0m/s** 佔 **17.9%** 。主風向 **N** 佔 **30.6%** 。

[註2]: 風速平均值 = **5.2m/s** , 風速最大值 = **19.6m/s** , 其風向爲 **N** 。

[註3]: 風速小於**5m/s** 佔 **52.6%**; 介於**5~10m/s** 佔 **41.0%** ; 風速大於**10m/s** 佔 **6.3%**。

[註4]: 風向介於 **N~E** 佔 **57.6%**;**E~S** 佔 **6.9%** ;**S~W** 佔 **8.5%** ;**W~N** 佔 **26.3%**; 靜風佔 **.7%** 。

[註5]: 資料每小時記錄一次 , 合計 **741**筆 ( **99.6%**) , 檔名 : **W07APTW0.1HA** 。

# 表6.8.12　2007年 11月 布袋港測站 W 風速及風向聯合分佈百分比 (%) 統計表

**2007年11月 1日 0時 ~ 2007年11月30日23時**

| 風向<br>風速 | N | NNE | NE | ENE | E | ESE | SE | SSE | S | SSW | SW | WSW | W | WNW | NW | NNW | 合計<br>(%) |
|---|---|---|---|---|---|---|---|---|---|---|---|---|---|---|---|---|---|
| **.3m/s** | .0 | .1 | .1 | .3 | .1 | .0 | .0 | .4 | .0 | .0 | .0 | .0 | .0 | .0 | .0 | .1 | 1.3 |
| **1m/s** | .6 | 1.3 | .4 | .1 | .6 | .1 | .1 | 1.0 | .6 | .0 | .0 | .0 | .0 | .0 | .1 | .6 | 5.4 |
| **2m/s** | 1.3 | 2.8 | .7 | .1 | .0 | .0 | .0 | .0 | .0 | .0 | .0 | .0 | .0 | .0 | .1 | .7 | 5.7 |
| **3m/s** | 4.6 | 4.2 | .3 | .0 | .0 | .0 | .0 | .0 | .0 | .1 | .0 | .0 | .0 | .0 | .0 | .7 | 9.9 |
| **4m/s** | 3.2 | 5.6 | 1.3 | .0 | .0 | .0 | .0 | .0 | .1 | .0 | .0 | .0 | .0 | .0 | .0 | 1.1 | 11.3 |
| **5m/s** | 3.6 | 6.1 | 1.0 | .1 | .0 | .0 | .0 | .0 | .0 | .0 | .0 | .0 | .0 | .0 | .0 | 2.2 | 13.1 |
| **6m/s** | 4.2 | 5.0 | .1 | .0 | .0 | .0 | .0 | .0 | .1 | .0 | .0 | .0 | .0 | .0 | .1 | 1.4 | 11.0 |
| **7m/s** | 4.6 | 5.7 | .0 | .0 | .0 | .0 | .0 | .0 | .0 | .0 | .0 | .0 | .0 | .0 | .0 | .1 | 10.4 |
| **8m/s** | 8.6 | 8.9 | .6 | .0 | .0 | .0 | .0 | .0 | .0 | .0 | .0 | .0 | .0 | .0 | .0 | .7 | 18.8 |
| **10m/s** | 3.2 | 4.2 | .3 | .0 | .0 | .0 | .0 | .0 | .0 | .0 | .0 | .0 | .0 | .1 | .0 | .6 | 8.3 |
| **12m/s** | .7 | 1.3 | .0 | .0 | .0 | .0 | .0 | .0 | .0 | .0 | .0 | .0 | .0 | .0 | .0 | .0 | 1.9 |
| **14m/s** | .1 | 1.0 | .0 | .0 | .0 | .0 | .0 | .0 | .0 | .0 | .0 | .0 | .0 | .0 | .0 | .0 | 1.1 |
| **16m/s** | .7 | .8 | .0 | .0 | .0 | .0 | .0 | .0 | .0 | .0 | .0 | .0 | .0 | .0 | .0 | .0 | 1.5 |
| **18m/s** | .0 | .0 | .0 | .0 | .0 | .0 | .0 | .0 | .0 | .0 | .0 | .0 | .0 | .0 | .0 | .0 | .0 |
| **20m/s** | .0 | .0 | .0 | .0 | .0 | .0 | .0 | .0 | .0 | .0 | .0 | .0 | .0 | .0 | .0 | .0 | .0 |
| **25m/s** | .0 | .0 | .0 | .0 | .0 | .0 | .0 | .0 | .0 | .0 | .0 | .0 | .0 | .0 | .0 | .0 | .0 |
| **30m/s** | .0 | .0 | .0 | .0 | .0 | .0 | .0 | .0 | .0 | .0 | .0 | .0 | .0 | .0 | .0 | .0 | .0 |
| **35m/s** | .0 | .0 | .0 | .0 | .0 | .0 | .0 | .0 | .0 | .0 | .0 | .0 | .0 | .0 | .0 | .0 | .0 |
| **40m/s** | .0 | .0 | .0 | .0 | .0 | .0 | .0 | .0 | .0 | .0 | .0 | .0 | .0 | .0 | .0 | .0 | .0 |
| **100m/s** | | | | | | | | | | | | | | | | | |
| 合計 (%) | 35.3 | 46.8 | 4.7 | .7 | .7 | .1 | .1 | 1.4 | .8 | .1 | .0 | .0 | .0 | .1 | .4 | 8.2 | 99.6 |

[註1]: 風速介於 **8.0m/s~ 10.0m/s** 佔 **18.8%** 。主風向 **NNE** 佔 **46.8%** 。

[註2]: 風速平均值 = **6.5m/s** , 風速最大值 = **17.5m/s** , 其風向爲 **N** 。

[註3]: 風速小於**5m/s** 佔 **33.9%**; 介於**5~10m/s** 佔 **53.2%** ; 風速大於**10m/s** 佔 **12.9%**。

[註4]: 風向介於 **N~E** 佔 **78.2%**;**E~S** 佔 **3.1%** ;**S~W** 佔 **.1%** ;**W~N** 佔 **18.2%**; 靜風佔 **.4%** 。

[註5]: 資料每小時記錄一次 , 合計 **720**筆 **(100.0%)** , 檔名 : **W07BPTW0.1HA** 。

# 表6.8.13　2007年 冬季 布袋港測站 W 風速及風向聯合分佈百分比 (%) 統計表

**2006年12月 1日 1時 ~ 2007年 2月28日23時**

| 風向<br>風速 | N | NNE | NE | ENE | E | ESE | SE | SSE | S | SSW | SW | WSW | W | WNW | NW | NNW | 合計<br>(%) |
|---|---|---|---|---|---|---|---|---|---|---|---|---|---|---|---|---|---|
| **.3m/s** | .1 | .1 | .1 | .1 | .3 | .1 | .1 | .2 | .1 | .0 | .0 | .0 | .0 | .0 | .0 | .1 | 1.4 |
| **1m/s** | .8 | .7 | .6 | .5 | .3 | .0 | .2 | .3 | .0 | .1 | .1 | .1 | .0 | .0 | .4 | .3 | 4.7 |
| **2m/s** | 2.5 | 3.0 | 1.3 | .3 | .6 | .0 | .0 | .1 | .2 | .2 | .0 | .1 | .0 | .3 | .6 | 1.0 | 10.2 |
| **3m/s** | 3.6 | 3.7 | 1.1 | .3 | .1 | .0 | .0 | .0 | .2 | .0 | .0 | .1 | .0 | .1 | .5 | .8 | 10.6 |
| **4m/s** | 4.5 | 5.6 | 1.1 | .1 | .0 | .0 | .0 | .0 | .0 | .0 | .0 | .0 | .0 | .0 | .2 | 1.4 | 13.0 |
| **5m/s** | 4.9 | 6.4 | .3 | .0 | .0 | .0 | .0 | .0 | .1 | .0 | .0 | .2 | .0 | .0 | .1 | 2.1 | 14.0 |
| **6m/s** | 6.3 | 5.7 | .2 | .0 | .0 | .0 | .0 | .0 | .0 | .0 | .0 | .0 | .0 | .0 | .0 | 1.4 | 13.6 |
| **7m/s** | 6.3 | 4.5 | .1 | .0 | .0 | .0 | .0 | .0 | .0 | .0 | .0 | .0 | .0 | .0 | .1 | 1.2 | 12.3 |
| **8m/s** | 6.8 | 5.3 | .1 | .0 | .0 | .0 | .0 | .0 | .1 | .0 | .0 | .0 | .0 | .0 | .1 | .9 | 13.4 |
| **10m/s** | 3.0 | 2.2 | .0 | .0 | .0 | .0 | .0 | .0 | .0 | .0 | .0 | .0 | .0 | .0 | .0 | .1 | 5.4 |
| **12m/s** | .6 | .5 | .0 | .0 | .0 | .0 | .0 | .0 | .0 | .0 | .0 | .0 | .0 | .0 | .0 | .0 | 1.1 |
| **14m/s** | .0 | .0 | .0 | .0 | .0 | .0 | .0 | .0 | .0 | .0 | .0 | .0 | .0 | .0 | .0 | .0 | .0 |
| **16m/s** | .0 | .0 | .0 | .0 | .0 | .0 | .0 | .0 | .0 | .0 | .0 | .0 | .0 | .0 | .0 | .0 | .0 |
| **18m/s** | .0 | .0 | .0 | .0 | .0 | .0 | .0 | .0 | .0 | .0 | .0 | .0 | .0 | .0 | .0 | .0 | .0 |
| **20m/s** | .0 | .0 | .0 | .0 | .0 | .0 | .0 | .0 | .0 | .0 | .0 | .0 | .0 | .0 | .0 | .0 | .0 |
| **25m/s** | .0 | .0 | .0 | .0 | .0 | .0 | .0 | .0 | .0 | .0 | .0 | .0 | .0 | .0 | .0 | .0 | .0 |
| **30m/s** | .0 | .0 | .0 | .0 | .0 | .0 | .0 | .0 | .0 | .0 | .0 | .0 | .0 | .0 | .0 | .0 | .0 |
| **35m/s** | .0 | .0 | .0 | .0 | .0 | .0 | .0 | .0 | .0 | .0 | .0 | .0 | .0 | .0 | .0 | .0 | .0 |
| **40m/s** | .0 | .0 | .0 | .0 | .0 | .0 | .0 | .0 | .0 | .0 | .0 | .0 | .0 | .0 | .0 | .0 | .0 |
| **100m/s** | | | | | | | | | | | | | | | | | |
| 合計 (%) | 39.4 | 37.7 | 5.1 | 1.3 | 1.3 | .1 | .3 | .6 | .8 | .4 | .2 | .5 | .0 | .5 | 2.1 | 9.3 | 99.7 |

[註**1**]: 風速介於 **5.0m/s~ 6.0m/s** 佔 **14.0%** 。主風向 **N** 佔 **39.4%** 。

[註**2**]: 風速平均值 **= 5.8m/s** , 風速最大值 **= 14.0m/s** , 其風向爲 **N** 。

[註**3**]: 風速小於**5m/s** 佔 **40.2%**; 介於**5~10m/s** 佔 **53.3%** ; 風速大於**10m/s** 佔 **6.5%**。

[註**4**]: 風向介於 **N~E** 佔 **74.8%**;**E~S** 佔 **2.1%** ;**S~W** 佔 **1.3%** ;**W~N** 佔 **21.5%**; 靜風佔 **.3%** 。

[註**5**]: 資料每小時記錄一次 , 合計 **2157**筆 ( **99.9%**) , 檔名 : **W07WPTW0.1HY** 。

# 表6.8.14　2007年 春季 布袋港測站 W 風速及風向聯合分佈百分比 (%) 統計表

**2007年 3月 1日 0時 ~ 2007年 5月31日23時**

| 風向<br>風速 | N | NNE | NE | ENE | E | ESE | SE | SSE | S | SSW | SW | WSW | W | WNW | NW | NNW | 合計 (%) |
|---|---|---|---|---|---|---|---|---|---|---|---|---|---|---|---|---|---|
| **.3m/s** | .4 | .3 | .2 | .1 | .7 | .3 | .3 | .2 | .5 | .3 | .1 | .4 | .2 | .3 | .5 | .2 | 5.0 |
| **1m/s** | 1.6 | 1.5 | 1.0 | .6 | 1.6 | .2 | .6 | .9 | 1.1 | 1.2 | .9 | 1.8 | .3 | .9 | .9 | 1.1 | 16.1 |
| **2m/s** | 2.7 | 2.5 | 1.3 | .3 | .6 | .1 | .1 | .8 | 1.4 | 1.9 | 1.9 | 2.2 | .5 | 1.3 | 1.3 | 2.0 | 21.0 |
| **3m/s** | 3.1 | 2.7 | .5 | .0 | .0 | .0 | .0 | .5 | 1.4 | 1.7 | 1.2 | 1.9 | .7 | .3 | 1.8 | 1.9 | 17.8 |
| **4m/s** | 3.2 | 2.9 | .4 | .1 | .0 | .0 | .1 | .0 | .3 | .6 | .7 | 1.0 | .2 | .0 | .5 | 2.6 | 12.8 |
| **5m/s** | 3.7 | 3.0 | .3 | .0 | .0 | .0 | .0 | .0 | .1 | .0 | .0 | .1 | .0 | .0 | .5 | 1.9 | 9.7 |
| **6m/s** | 2.8 | 1.9 | .1 | .0 | .0 | .0 | .0 | .0 | .1 | .0 | .0 | .0 | .0 | .1 | .1 | 1.4 | 6.5 |
| **7m/s** | 2.3 | 1.3 | .1 | .0 | .0 | .0 | .0 | .0 | .0 | .0 | .0 | .0 | .0 | .0 | .0 | 1.1 | 4.9 |
| **8m/s** | 1.6 | 1.3 | .1 | .0 | .0 | .0 | .0 | .0 | .0 | .0 | .0 | .0 | .0 | .0 | .0 | .4 | 3.6 |
| **10m/s** | .6 | .6 | .2 | .0 | .0 | .0 | .0 | .0 | .0 | .0 | .0 | .0 | .0 | .0 | .0 | .0 | 1.5 |
| **12m/s** | .2 | .2 | .0 | .0 | .0 | .0 | .0 | .0 | .0 | .0 | .0 | .0 | .0 | .0 | .0 | .0 | .4 |
| **14m/s** | .0 | .0 | .0 | .0 | .0 | .0 | .0 | .0 | .0 | .0 | .0 | .0 | .0 | .0 | .0 | .0 | .0 |
| **16m/s** | .0 | .0 | .0 | .0 | .0 | .0 | .0 | .0 | .0 | .0 | .0 | .0 | .0 | .0 | .0 | .0 | .0 |
| **18m/s** | .0 | .0 | .0 | .0 | .0 | .0 | .0 | .0 | .0 | .0 | .0 | .0 | .0 | .0 | .0 | .0 | .0 |
| **20m/s** | .0 | .0 | .0 | .0 | .0 | .0 | .0 | .0 | .0 | .0 | .0 | .0 | .0 | .0 | .0 | .0 | .0 |
| **25m/s** | .0 | .0 | .0 | .0 | .0 | .0 | .0 | .0 | .0 | .0 | .0 | .0 | .0 | .0 | .0 | .0 | .0 |
| **30m/s** | .0 | .0 | .0 | .0 | .0 | .0 | .0 | .0 | .0 | .0 | .0 | .0 | .0 | .0 | .0 | .0 | .0 |
| **35m/s** | .0 | .0 | .0 | .0 | .0 | .0 | .0 | .0 | .0 | .0 | .0 | .0 | .0 | .0 | .0 | .0 | .0 |
| **40m/s** | .0 | .0 | .0 | .0 | .0 | .0 | .0 | .0 | .0 | .0 | .0 | .0 | .0 | .0 | .0 | .0 | .0 |
| **100m/s** | | | | | | | | | | | | | | | | | |
| 合計 (%) | 22.3 | 18.2 | 4.2 | 1.2 | 2.9 | .6 | 1.1 | 2.6 | 4.9 | 5.8 | 5.0 | 7.4 | 1.9 | 2.9 | 5.7 | 12.6 | 99.2 |

[註**1**]: 風速介於 **2.0m/s~ 3.0m/s** 佔 **21.0%** 。主風向 **N** 佔 **22.3%** 。

[註**2**]: 風速平均值 **= 3.8m/s** , 風速最大值 **= 14.2m/s** , 其風向爲 **N** 。

[註**3**]: 風速小於**5m/s** 佔 **73.4%**; 介於**5~10m/s** 佔 **24.7%** ; 風速大於**10m/s** 佔 **1.9%**。

[註**4**]: 風向介於 **N~E** 佔 **39.7%**;**E~S** 佔 **8.2%** ;**S~W** 佔 **21.9%** ;**W~N** 佔 **29.4%**; 靜風佔 **.8%** 。

[註**5**]: 資料每小時記錄一次 , 合計 **2206**筆 ( **99.9%**) , 檔名 : **W07NPTW0.1HY** 。

# 表6.8.15　2007年 夏季 布袋港測站 W 風速及風向聯合分佈百分比 (%) 統計表

**2007年 6月 1日 0時 ~ 2007年 8月31日23時**

| 風向<br>風速 | N | NNE | NE | ENE | E | ESE | SE | SSE | S | SSW | SW | WSW | W | WNW | NW | NNW | 合計<br>(%) |
|---|---|---|---|---|---|---|---|---|---|---|---|---|---|---|---|---|---|
| **.3m/s** | .1 | .2 | .1 | .1 | .5 | .1 | .4 | .5 | .4 | .4 | .4 | .6 | .2 | .2 | .3 | .3 | 5.0 |
| **1m/s** | .6 | 1.0 | .6 | .7 | 1.8 | .2 | 1.5 | 2.3 | 1.7 | 1.5 | 1.5 | 1.9 | .7 | .8 | .8 | .7 | 18.4 |
| **2m/s** | 1.2 | 1.0 | .5 | .3 | 1.0 | .3 | .5 | 2.0 | 3.0 | 3.0 | 2.3 | 2.7 | .8 | 1.2 | 1.2 | 1.2 | 22.1 |
| **3m/s** | 1.1 | .6 | .2 | .0 | .0 | .1 | .3 | 1.9 | 5.0 | 3.2 | 2.4 | 2.5 | .6 | .7 | 1.0 | 1.6 | 21.4 |
| **4m/s** | .6 | .4 | .0 | .1 | .0 | .0 | .2 | 1.3 | 3.6 | 2.3 | 1.2 | 2.2 | .5 | .1 | .8 | 1.6 | 14.9 |
| **5m/s** | .4 | .2 | .0 | .0 | .0 | .0 | .0 | .9 | 2.2 | 2.0 | .6 | .5 | .0 | .1 | .5 | 1.2 | 8.6 |
| **6m/s** | .4 | .0 | .0 | .0 | .0 | .0 | .0 | .6 | 1.4 | .8 | .6 | .0 | .0 | .0 | .0 | .3 | 4.1 |
| **7m/s** | .2 | .0 | .0 | .0 | .0 | .0 | .0 | .6 | .9 | .6 | .3 | .1 | .0 | .0 | .0 | .2 | 3.0 |
| **8m/s** | .0 | .0 | .0 | .0 | .0 | .0 | .0 | .2 | .3 | .5 | .1 | .0 | .0 | .0 | .0 | .0 | 1.3 |
| **10m/s** | .0 | .0 | .0 | .0 | .0 | .0 | .0 | .0 | .0 | .4 | .0 | .1 | .0 | .0 | .0 | .0 | .6 |
| **12m/s** | .0 | .0 | .0 | .0 | .0 | .0 | .0 | .0 | .0 | .0 | .0 | .0 | .0 | .0 | .0 | .0 | .1 |
| **14m/s** | .0 | .0 | .0 | .0 | .0 | .0 | .0 | .0 | .0 | .0 | .0 | .0 | .0 | .0 | .0 | .0 | .0 |
| **16m/s** | .0 | .0 | .0 | .0 | .0 | .0 | .0 | .0 | .0 | .0 | .0 | .0 | .0 | .0 | .0 | .0 | .0 |
| **18m/s** | .0 | .0 | .0 | .0 | .0 | .0 | .0 | .0 | .0 | .0 | .0 | .0 | .0 | .0 | .0 | .0 | .0 |
| **20m/s** | .0 | .0 | .0 | .0 | .0 | .0 | .0 | .0 | .0 | .0 | .0 | .0 | .0 | .0 | .0 | .0 | .0 |
| **25m/s** | .0 | .0 | .0 | .0 | .0 | .0 | .0 | .0 | .0 | .0 | .0 | .0 | .0 | .0 | .0 | .0 | .0 |
| **30m/s** | .0 | .0 | .0 | .0 | .0 | .0 | .0 | .0 | .0 | .0 | .0 | .0 | .0 | .0 | .0 | .0 | .0 |
| **35m/s** | .0 | .0 | .0 | .0 | .0 | .0 | .0 | .0 | .0 | .0 | .0 | .0 | .0 | .0 | .0 | .0 | .0 |
| **40m/s** | .0 | .0 | .0 | .0 | .0 | .0 | .0 | .0 | .0 | .0 | .0 | .0 | .0 | .0 | .0 | .0 | .0 |
| **100m/s** | | | | | | | | | | | | | | | | | |
| 合計 (%) | 4.7 | 3.5 | 1.4 | 1.1 | 3.5 | .7 | 2.9 | 10.4 | 18.5 | 14.8 | 9.4 | 10.5 | 2.9 | 3.2 | 4.6 | 7.2 | 99.5 |

[註1]: 風速介於 **2.0m/s~ 3.0m/s** 佔 **22.1%** 。主風向 **S** 佔 **18.5%** 。

[註2]: 風速平均值 = **3.4m/s** , 風速最大值 = **13.8m/s** , 其風向爲 **W** 。

[註3]: 風速小於**5m/s** 佔 **82.4%**; 介於**5~10m/s** 佔 **17.0%** ; 風速大於**10m/s** 佔 **.7%**。

[註4]: 風向介於 **N~E** 佔 **10.9%**;**E~S** 佔 **25.6%** ;**S~W** 佔 **45.2%** ;**W~N** 佔 **17.8%**; 靜風佔 **.5%** 。

[註5]: 資料每小時記錄一次 , 合計 **2205**筆 ( **99.9%**) , 檔名 : **W07SPTW0.1HY** 。

# 表6.8.16　2007年 秋季 布袋港測站 W 風速及風向聯合分佈百分比 (%) 統計表

**2007年 9月 1日 0時 ~ 2007年11月30日23時**

| 風向<br>風速 | N | NNE | NE | ENE | E | ESE | SE | SSE | S | SSW | SW | WSW | W | WNW | NW | NNW | 合計<br>(%) |
|---|---|---|---|---|---|---|---|---|---|---|---|---|---|---|---|---|---|
| **.3m/s** | .0 | .1 | .2 | .2 | .3 | .0 | .2 | .6 | .1 | .1 | .2 | .1 | .0 | .0 | .0 | .2 | 2.2 |
| **1m/s** | .5 | .9 | .8 | .1 | .5 | .1 | .8 | .9 | 1.1 | .4 | .3 | .5 | .1 | .1 | .7 | .6 | 8.5 |
| **2m/s** | 1.9 | 1.9 | .8 | .2 | .1 | .1 | .4 | .8 | 1.2 | .6 | .3 | .9 | .1 | .4 | .4 | 1.2 | 11.4 |
| **3m/s** | 3.1 | 4.0 | .8 | .0 | .1 | .0 | .0 | .1 | 1.0 | .2 | .4 | .8 | .1 | .1 | .4 | .8 | 11.9 |
| **4m/s** | 4.0 | 5.6 | 1.0 | .0 | .0 | .0 | .0 | .1 | .6 | .3 | .1 | .4 | .0 | .1 | .3 | 1.0 | 13.5 |
| **5m/s** | 4.5 | 6.3 | .8 | .1 | .0 | .0 | .0 | .1 | .3 | .0 | .1 | .1 | .0 | .0 | .2 | 1.9 | 14.4 |
| **6m/s** | 4.0 | 4.5 | .3 | .0 | .0 | .0 | .0 | .0 | .2 | .1 | .0 | .0 | .0 | .0 | .1 | 1.4 | 10.5 |
| **7m/s** | 3.5 | 3.3 | .1 | .0 | .0 | .0 | .0 | .0 | .0 | .0 | .0 | .0 | .0 | .0 | .0 | .6 | 7.6 |
| **8m/s** | 5.4 | 4.5 | .3 | .0 | .0 | .0 | .0 | .0 | .0 | .0 | .0 | .0 | .1 | .0 | .0 | .5 | 10.7 |
| **10m/s** | 2.1 | 2.1 | .1 | .0 | .0 | .0 | .0 | .0 | .0 | .0 | .1 | .2 | .1 | .1 | .0 | .3 | 5.0 |
| **12m/s** | .5 | .6 | .0 | .0 | .0 | .0 | .0 | .0 | .0 | .0 | .1 | .0 | .0 | .0 | .1 | .0 | 1.3 |
| **14m/s** | .1 | .5 | .0 | .0 | .0 | .0 | .0 | .0 | .0 | .0 | .0 | .0 | .0 | .1 | .1 | .1 | .9 |
| **16m/s** | .4 | .4 | .0 | .0 | .0 | .0 | .0 | .0 | .0 | .0 | .0 | .0 | .0 | .0 | .2 | .3 | 1.3 |
| **18m/s** | .3 | .0 | .0 | .0 | .0 | .0 | .0 | .0 | .0 | .0 | .0 | .0 | .0 | .0 | .0 | .2 | .4 |
| **20m/s** | .0 | .0 | .0 | .0 | .0 | .0 | .0 | .0 | .0 | .0 | .0 | .0 | .0 | .0 | .0 | .0 | .0 |
| **25m/s** | .0 | .0 | .0 | .0 | .0 | .0 | .0 | .0 | .0 | .0 | .0 | .0 | .0 | .0 | .0 | .0 | .0 |
| **30m/s** | .0 | .0 | .0 | .0 | .0 | .0 | .0 | .0 | .0 | .0 | .0 | .0 | .0 | .0 | .0 | .0 | .0 |
| **35m/s** | .0 | .0 | .0 | .0 | .0 | .0 | .0 | .0 | .0 | .0 | .0 | .0 | .0 | .0 | .0 | .0 | .0 |
| **40m/s** | .0 | .0 | .0 | .0 | .0 | .0 | .0 | .0 | .0 | .0 | .0 | .0 | .0 | .0 | .0 | .0 | .0 |
| **100m/s** | | | | | | | | | | | | | | | | | |
| 合計 (%) | 30.4 | 34.9 | 5.1 | .6 | .9 | .3 | 1.4 | 2.5 | 4.5 | 1.7 | 1.5 | 3.0 | .5 | .8 | 2.4 | 9.0 | 99.5 |

[註1]: 風速介於 **5.0m/s~ 6.0m/s** 佔 **14.4%** 。主風向 **NNE** 佔 **34.9%** 。

[註2]: 風速平均值 = **5.6m/s** , 風速最大值 = **19.6m/s** , 其風向爲 **N** 。

[註3]: 風速小於**5m/s** 佔 **48.0%**; 介於**5~10m/s** 佔 **43.3%** ; 風速大於**10m/s** 佔 **8.8%**。

[註4]: 風向介於 **N~E** 佔 **62.7%**;**E~S** 佔 **7.4%** ;**S~W** 佔 **8.2%** ;**W~N** 佔 **21.2%**; 靜風佔 **.5%** 。

[註5]: 資料每小時記錄一次 , 合計 **1593**筆 ( **72.9%**) , 檔名 : **W07FPTW0.1HY** 。

# 表6.8.17　2007年 整年 布袋港測站 W 風速及風向聯合分佈百分比 (%) 統計表

**2006年12月 1日 1時 ~ 2007年11月30日23時**

| 風向<br>風速 | N | NNE | NE | ENE | E | ESE | SE | SSE | S | SSW | SW | WSW | W | WNW | NW | NNW | 合計<br>(%) |
|---|---|---|---|---|---|---|---|---|---|---|---|---|---|---|---|---|---|
| **.3m/s** | .2 | .2 | .2 | .1 | .5 | .1 | .3 | .4 | .3 | .2 | .2 | .3 | .1 | .1 | .2 | .2 | 3.5 |
| **1m/s** | .9 | 1.0 | .7 | .5 | 1.1 | .1 | .8 | 1.1 | 1.0 | .9 | .8 | 1.1 | .3 | .5 | .7 | .7 | 12.2 |
| **2m/s** | 2.1 | 2.1 | 1.0 | .3 | .6 | .1 | .2 | 1.0 | 1.5 | 1.5 | 1.2 | 1.5 | .4 | .8 | .9 | 1.4 | 16.6 |
| **3m/s** | 2.7 | 2.7 | .6 | .1 | .0 | .0 | .1 | .7 | 2.0 | 1.4 | 1.0 | 1.3 | .4 | .3 | 1.0 | 1.3 | 15.7 |
| **4m/s** | 3.0 | 3.5 | .6 | .1 | .0 | .0 | .1 | .4 | 1.2 | .8 | .5 | 1.0 | .2 | .1 | .5 | 1.7 | 13.6 |
| **5m/s** | 3.3 | 3.8 | .3 | .0 | .0 | .0 | .0 | .3 | .7 | .5 | .2 | .2 | .0 | .0 | .3 | 1.8 | 11.4 |
| **6m/s** | 3.3 | 2.9 | .1 | .0 | .0 | .0 | .0 | .2 | .4 | .2 | .2 | .0 | .0 | .0 | .0 | 1.1 | 8.5 |
| **7m/s** | 3.0 | 2.2 | .1 | .0 | .0 | .0 | .0 | .2 | .3 | .2 | .1 | .0 | .0 | .0 | .0 | .8 | 6.9 |
| **8m/s** | 3.3 | 2.6 | .1 | .0 | .0 | .0 | .0 | .0 | .1 | .1 | .0 | .0 | .0 | .0 | .0 | .5 | 6.9 |
| **10m/s** | 1.3 | 1.2 | .1 | .0 | .0 | .0 | .0 | .0 | .0 | .1 | .0 | .1 | .0 | .0 | .0 | .1 | 2.9 |
| **12m/s** | .3 | .3 | .0 | .0 | .0 | .0 | .0 | .0 | .0 | .0 | .0 | .0 | .0 | .0 | .0 | .0 | .7 |
| **14m/s** | .0 | .1 | .0 | .0 | .0 | .0 | .0 | .0 | .0 | .0 | .0 | .0 | .0 | .0 | .0 | .0 | .2 |
| **16m/s** | .1 | .1 | .0 | .0 | .0 | .0 | .0 | .0 | .0 | .0 | .0 | .0 | .0 | .0 | .0 | .0 | .2 |
| **18m/s** | .0 | .0 | .0 | .0 | .0 | .0 | .0 | .0 | .0 | .0 | .0 | .0 | .0 | .0 | .0 | .0 | .1 |
| **20m/s** | .0 | .0 | .0 | .0 | .0 | .0 | .0 | .0 | .0 | .0 | .0 | .0 | .0 | .0 | .0 | .0 | .0 |
| **25m/s** | .0 | .0 | .0 | .0 | .0 | .0 | .0 | .0 | .0 | .0 | .0 | .0 | .0 | .0 | .0 | .0 | .0 |
| **30m/s** | .0 | .0 | .0 | .0 | .0 | .0 | .0 | .0 | .0 | .0 | .0 | .0 | .0 | .0 | .0 | .0 | .0 |
| **35m/s** | .0 | .0 | .0 | .0 | .0 | .0 | .0 | .0 | .0 | .0 | .0 | .0 | .0 | .0 | .0 | .0 | .0 |
| **40m/s** | .0 | .0 | .0 | .0 | .0 | .0 | .0 | .0 | .0 | .0 | .0 | .0 | .0 | .0 | .0 | .0 | .0 |
| **100m/s** | | | | | | | | | | | | | | | | | |
| 合計 (%) | 23.6 | 22.6 | 3.9 | 1.1 | 2.2 | .4 | 1.4 | 4.2 | 7.4 | 6.0 | 4.3 | 5.6 | 1.4 | 1.9 | 3.8 | 9.6 | 99.5 |

[註**1**]: 風速介於 **2.0m/s~ 3.0m/s** 佔 **16.6%** 。主風向 **N** 佔 **23.6%** 。

[註**2**]: 風速平均值 **= 4.6m/s** , 風速最大值 **= 19.6m/s** , 其風向爲 **N** 。

[註**3**]: 風速小於**5m/s** 佔 **62.1%**; 介於**5~10m/s** 佔 **33.8%** ; 風速大於**10m/s** 佔 **4.1%**。

[註**4**]: 風向介於 **N~E** 佔 **45.7%**;**E~S** 佔 **11.2%** ;**S~W** 佔 **20.1%** ;**W~N** 佔 **22.6%**; 靜風佔 **.5%** 。

[註**5**]: 資料每小時記錄一次 , 合計 **8161**筆 ( **93.2%**) , 檔名 : **W070PTW0.1HY** 。

# 表6.8.18　歷年 12月 布袋港測站 W 風速及風向聯合分佈百分比 (%) 統計表

**2006年12月 1日 1時 ~ 2006年12月31日23時**

| 風向<br>風速 | N | NNE | NE | ENE | E | ESE | SE | SSE | S | SSW | SW | WSW | W | WNW | NW | NNW | 合計<br>(%) |
|---|---|---|---|---|---|---|---|---|---|---|---|---|---|---|---|---|---|
| **.3m/s** | .0 | .1 | .0 | .3 | .0 | .3 | .1 | .3 | .1 | .0 | .0 | .0 | .0 | .0 | .1 | .1 | 1.5 |
| **1m/s** | .8 | .5 | .9 | .1 | .3 | .1 | .1 | .0 | .0 | .0 | .0 | .0 | .0 | .0 | .0 | .1 | 3.1 |
| **2m/s** | 1.6 | 2.3 | 2.0 | .4 | .3 | .0 | .0 | .0 | .0 | .0 | .0 | .0 | .0 | .0 | .4 | .7 | 7.7 |
| **3m/s** | 5.1 | 3.9 | 1.3 | .4 | .0 | .0 | .0 | .0 | .1 | .0 | .0 | .0 | .0 | .0 | .0 | .3 | 11.2 |
| **4m/s** | 4.4 | 7.5 | 2.0 | .1 | .0 | .0 | .0 | .0 | .0 | .0 | .0 | .0 | .0 | .0 | .0 | 1.2 | 15.3 |
| **5m/s** | 5.4 | 7.8 | .4 | .0 | .0 | .0 | .0 | .0 | .0 | .0 | .0 | .0 | .0 | .0 | .0 | .7 | 14.3 |
| **6m/s** | 7.0 | 4.6 | .1 | .0 | .0 | .0 | .0 | .0 | .0 | .0 | .0 | .0 | .0 | .0 | .0 | 1.1 | 12.8 |
| **7m/s** | 5.2 | 3.8 | .0 | .0 | .0 | .0 | .0 | .0 | .0 | .0 | .0 | .0 | .0 | .0 | .0 | .5 | 9.6 |
| **8m/s** | 7.1 | 7.1 | .3 | .0 | .0 | .0 | .0 | .0 | .0 | .0 | .0 | .0 | .0 | .0 | .0 | 1.1 | 15.6 |
| **10m/s** | 3.2 | 3.9 | .0 | .0 | .0 | .0 | .0 | .0 | .1 | .0 | .0 | .0 | .0 | .0 | .0 | .3 | 7.5 |
| **12m/s** | .3 | .8 | .1 | .0 | .0 | .0 | .0 | .0 | .0 | .0 | .0 | .0 | .0 | .0 | .0 | .0 | 1.2 |
| **14m/s** | .0 | .0 | .0 | .0 | .0 | .0 | .0 | .0 | .0 | .0 | .0 | .0 | .0 | .0 | .0 | .0 | .0 |
| **16m/s** | .0 | .0 | .0 | .0 | .0 | .0 | .0 | .0 | .0 | .0 | .0 | .0 | .0 | .0 | .0 | .0 | .0 |
| **18m/s** | .0 | .0 | .0 | .0 | .0 | .0 | .0 | .0 | .0 | .0 | .0 | .0 | .0 | .0 | .0 | .0 | .0 |
| **20m/s** | .0 | .0 | .0 | .0 | .0 | .0 | .0 | .0 | .0 | .0 | .0 | .0 | .0 | .0 | .0 | .0 | .0 |
| **25m/s** | .0 | .0 | .0 | .0 | .0 | .0 | .0 | .0 | .0 | .0 | .0 | .0 | .0 | .0 | .0 | .0 | .0 |
| **30m/s** | .0 | .0 | .0 | .0 | .0 | .0 | .0 | .0 | .0 | .0 | .0 | .0 | .0 | .0 | .0 | .0 | .0 |
| **35m/s** | .0 | .0 | .0 | .0 | .0 | .0 | .0 | .0 | .0 | .0 | .0 | .0 | .0 | .0 | .0 | .0 | .0 |
| **40m/s** | .0 | .0 | .0 | .0 | .0 | .0 | .0 | .0 | .0 | .0 | .0 | .0 | .0 | .0 | .0 | .0 | .0 |
| **100m/s** | | | | | | | | | | | | | | | | | |
| 合計 (%) | 40.2 | 42.4 | 7.3 | 1.3 | .5 | .4 | .3 | .3 | .4 | .0 | .0 | .0 | .0 | .0 | .5 | 6.1 | 99.7 |

[註1]: 風速介於 **8.0m/s~ 10.0m/s** 佔 **15.6%** 。主風向 **NNE** 佔 **42.4%** 。

[註2]: 風速平均值 = **6.0m/s** , 風速最大值 = **13.3m/s** , 其風向爲 **NNE**。

[註3]: 風速小於**5m/s** 佔 **39.0%**; 介於**5~10m/s** 佔 **52.2%** ; 風速大於**10m/s** 佔 **8.7%**。

[註4]: 風向介於 **N~E** 佔 **82.9%**;**E~S** 佔 **1.3%** ;**S~W** 佔 **.1%** ;**W~N** 佔 **15.3%**; 靜風佔 **.3%** 。

[註5]: 資料每小時記錄一次 , 合計 **743**筆 ( **99.9%**) , 檔名 : **W44CPTW0.1HY** 。

# 表6.8.19　歷年 1月 布袋港測站 W 風速及風向聯合分佈百分比 (%) 統計表

**2007年 1月 1日 0時 ~ 2007年 1月31日23時**

| 風向<br>風速 | N | NNE | NE | ENE | E | ESE | SE | SSE | S | SSW | SW | WSW | W | WNW | NW | NNW | 合計<br>(%) |
|---|---|---|---|---|---|---|---|---|---|---|---|---|---|---|---|---|---|
| **.3m/s** | .3 | .0 | .0 | .0 | .1 | .0 | .0 | .0 | .0 | .0 | .0 | .0 | .0 | .0 | .0 | .0 | .4 |
| **1m/s** | .5 | .5 | .0 | .0 | .1 | .0 | .0 | .0 | .0 | .0 | .0 | .0 | .0 | .0 | .0 | .1 | 1.3 |
| **2m/s** | 2.7 | 2.0 | .5 | .1 | .0 | .0 | .0 | .0 | .0 | .0 | .0 | .0 | .0 | .0 | .1 | .7 | 6.2 |
| **3m/s** | 2.4 | 2.6 | .4 | .0 | .1 | .0 | .0 | .0 | .0 | .0 | .0 | .0 | .0 | .0 | .1 | .7 | 6.3 |
| **4m/s** | 5.0 | 4.4 | .4 | .0 | .0 | .0 | .0 | .0 | .0 | .0 | .0 | .0 | .0 | .0 | .0 | .9 | 10.8 |
| **5m/s** | 5.0 | 6.3 | .1 | .0 | .0 | .0 | .0 | .0 | .4 | .0 | .0 | .0 | .0 | .0 | .0 | 2.4 | 14.2 |
| **6m/s** | 7.8 | 8.2 | .1 | .0 | .0 | .0 | .0 | .0 | .0 | .0 | .0 | .0 | .0 | .0 | .1 | 1.2 | 17.5 |
| **7m/s** | 9.1 | 6.9 | .1 | .0 | .0 | .0 | .0 | .0 | .0 | .0 | .0 | .0 | .0 | .0 | .3 | 1.2 | 17.6 |
| **8m/s** | 9.0 | 6.9 | .0 | .0 | .0 | .0 | .0 | .0 | .3 | .0 | .0 | .0 | .0 | .0 | .1 | 1.5 | 17.7 |
| **10m/s** | 3.9 | 2.2 | .0 | .0 | .0 | .0 | .0 | .0 | .0 | .0 | .0 | .0 | .0 | .0 | .0 | .0 | 6.0 |
| **12m/s** | 1.2 | .7 | .0 | .0 | .0 | .0 | .0 | .0 | .0 | .0 | .0 | .0 | .0 | .0 | .0 | .0 | 1.9 |
| **14m/s** | .0 | .0 | .0 | .0 | .0 | .0 | .0 | .0 | .0 | .0 | .0 | .0 | .0 | .0 | .0 | .0 | .0 |
| **16m/s** | .0 | .0 | .0 | .0 | .0 | .0 | .0 | .0 | .0 | .0 | .0 | .0 | .0 | .0 | .0 | .0 | .0 |
| **18m/s** | .0 | .0 | .0 | .0 | .0 | .0 | .0 | .0 | .0 | .0 | .0 | .0 | .0 | .0 | .0 | .0 | .0 |
| **20m/s** | .0 | .0 | .0 | .0 | .0 | .0 | .0 | .0 | .0 | .0 | .0 | .0 | .0 | .0 | .0 | .0 | .0 |
| **25m/s** | .0 | .0 | .0 | .0 | .0 | .0 | .0 | .0 | .0 | .0 | .0 | .0 | .0 | .0 | .0 | .0 | .0 |
| **30m/s** | .0 | .0 | .0 | .0 | .0 | .0 | .0 | .0 | .0 | .0 | .0 | .0 | .0 | .0 | .0 | .0 | .0 |
| **35m/s** | .0 | .0 | .0 | .0 | .0 | .0 | .0 | .0 | .0 | .0 | .0 | .0 | .0 | .0 | .0 | .0 | .0 |
| **40m/s** | .0 | .0 | .0 | .0 | .0 | .0 | .0 | .0 | .0 | .0 | .0 | .0 | .0 | .0 | .0 | .0 | .0 |
| **100m/s** | | | | | | | | | | | | | | | | | |
| 合計 (%) | 46.9 | 40.6 | 1.7 | .1 | .4 | .0 | .0 | .0 | .7 | .0 | .0 | .0 | .0 | .0 | .8 | 8.7 | 100.0 |

[註**1**]: 風速介於 **8.0m/s~ 10.0m/s** 佔 **17.7%** 。主風向 **N** 佔 **46.9%** 。

[註**2**]: 風速平均值 **= 6.6m/s** , 風速最大值 **= 13.4m/s** , 其風向爲 **N** 。

[註**3**]: 風速小於**5m/s** 佔 **25.0%**; 介於**5~10m/s** 佔 **67.1%** ; 風速大於**10m/s** 佔 **7.9%**。

[註**4**]: 風向介於 **N~E** 佔 **79.3%**;**E~S** 佔 **.7%** ;**S~W** 佔 **.1%** ;**W~N** 佔 **19.9%**; 靜風佔 **.0%** 。

[註**5**]: 資料每小時記錄一次 , 合計 **744**筆 **(100.0%)** , 檔名 : **W441PTW0.1HY** 。

# 表6.8.20　歷年 2月 布袋港測站 W 風速及風向聯合分佈百分比 (%) 統計表

**2007年 2月 1日 0時 ~ 2007年 2月28日23時**

| 風向<br>風速 | N | NNE | NE | ENE | E | ESE | SE | SSE | S | SSW | SW | WSW | W | WNW | NW | NNW | 合計<br>(%) |
|---|---|---|---|---|---|---|---|---|---|---|---|---|---|---|---|---|---|
| **.3m/s** | .1 | .1 | .4 | .0 | .7 | .0 | .1 | .3 | .1 | .0 | .0 | .0 | .0 | .1 | .0 | .3 | 2.5 |
| **1m/s** | 1.2 | 1.2 | .7 | 1.3 | .6 | .0 | .6 | 1.0 | .1 | .4 | .4 | .4 | .0 | .1 | 1.3 | .6 | 10.3 |
| **2m/s** | 3.3 | 4.9 | 1.3 | .4 | 1.5 | .0 | .0 | .4 | .6 | .7 | .0 | .3 | .0 | .9 | 1.2 | 1.6 | 17.3 |
| **3m/s** | 3.1 | 4.8 | 1.6 | .6 | .1 | .0 | .0 | .0 | .4 | .1 | .1 | .3 | .0 | .3 | 1.5 | 1.6 | 14.8 |
| **4m/s** | 4.2 | 4.6 | .9 | .1 | .1 | .0 | .0 | .0 | .0 | .0 | .0 | .0 | .0 | .0 | .7 | 2.1 | 12.8 |
| **5m/s** | 4.2 | 4.8 | .3 | .0 | .0 | .0 | .0 | .0 | .0 | .0 | .0 | .6 | .0 | .0 | .3 | 3.3 | 13.4 |
| **6m/s** | 3.7 | 4.0 | .4 | .0 | .0 | .0 | .0 | .0 | .0 | .0 | .0 | .0 | .0 | .0 | .0 | 1.9 | 10.1 |
| **7m/s** | 4.3 | 2.8 | .3 | .0 | .0 | .0 | .0 | .0 | .0 | .0 | .0 | .0 | .0 | .0 | .0 | 1.9 | 9.4 |
| **8m/s** | 4.0 | 1.6 | .1 | .0 | .0 | .0 | .0 | .0 | .0 | .0 | .0 | .0 | .0 | .0 | .1 | .1 | 6.1 |
| **10m/s** | 1.6 | .4 | .0 | .0 | .0 | .0 | .0 | .0 | .0 | .0 | .0 | .0 | .0 | .1 | .0 | .0 | 2.2 |
| **12m/s** | .1 | .0 | .0 | .0 | .0 | .0 | .0 | .0 | .0 | .0 | .0 | .0 | .0 | .0 | .0 | .0 | .1 |
| **14m/s** | .1 | .0 | .0 | .0 | .0 | .0 | .0 | .0 | .0 | .0 | .0 | .0 | .0 | .0 | .0 | .0 | .1 |
| **16m/s** | .0 | .0 | .0 | .0 | .0 | .0 | .0 | .0 | .0 | .0 | .0 | .0 | .0 | .0 | .0 | .0 | .0 |
| **18m/s** | .0 | .0 | .0 | .0 | .0 | .0 | .0 | .0 | .0 | .0 | .0 | .0 | .0 | .0 | .0 | .0 | .0 |
| **20m/s** | .0 | .0 | .0 | .0 | .0 | .0 | .0 | .0 | .0 | .0 | .0 | .0 | .0 | .0 | .0 | .0 | .0 |
| **25m/s** | .0 | .0 | .0 | .0 | .0 | .0 | .0 | .0 | .0 | .0 | .0 | .0 | .0 | .0 | .0 | .0 | .0 |
| **30m/s** | .0 | .0 | .0 | .0 | .0 | .0 | .0 | .0 | .0 | .0 | .0 | .0 | .0 | .0 | .0 | .0 | .0 |
| **35m/s** | .0 | .0 | .0 | .0 | .0 | .0 | .0 | .0 | .0 | .0 | .0 | .0 | .0 | .0 | .0 | .0 | .0 |
| **40m/s** | .0 | .0 | .0 | .0 | .0 | .0 | .0 | .0 | .0 | .0 | .0 | .0 | .0 | .0 | .0 | .0 | .0 |
| **100m/s** | | | | | | | | | | | | | | | | | |
| 合計 (%) | 30.1 | 29.4 | 6.3 | 2.5 | 3.1 | .0 | .7 | 1.8 | 1.3 | 1.3 | .6 | 1.6 | .0 | 1.6 | 5.2 | 13.6 | 99.4 |

[註**1**]: 風速介於 **2.0m/s~ 3.0m/s** 佔 **17.3%** 。主風向 **N** 佔 **30.1%** 。

[註**2**]: 風速平均值 **= 4.6m/s** , 風速最大值 **= 14.0m/s** , 其風向爲 **N** 。

[註**3**]: 風速小於**5m/s** 佔 **58.4%**; 介於**5~10m/s** 佔 **39.1%** ; 風速大於**10m/s** 佔 **2.5%**。

[註**4**]: 風向介於 **N~E** 佔 **60.9%**;**E~S** 佔 **4.6%** ;**S~W** 佔 **3.9%** ;**W~N** 佔 **30.0%**; 靜風佔 **.6%** 。

[註**5**]: 資料每小時記錄一次 , 合計 **670**筆 ( **99.7%**) , 檔名 : **W442PTW0.1HY** 。

# 表6.8.21　歷年 3月 布袋港測站 W 風速及風向聯合分佈百分比 (%) 統計表

**2007年 3月 1日 0時 ~ 2007年 3月31日23時**

| 風向<br>風速 | N | NNE | NE | ENE | E | ESE | SE | SSE | S | SSW | SW | WSW | W | WNW | NW | NNW | 合計<br>(%) |
|---|---|---|---|---|---|---|---|---|---|---|---|---|---|---|---|---|---|
| **.3m/s** | .3 | .3 | .1 | .0 | .1 | .1 | .1 | .1 | .4 | .3 | .1 | .3 | .1 | .5 | .8 | .1 | 3.9 |
| **1m/s** | 1.3 | 1.3 | .9 | .4 | 1.1 | .0 | .5 | 1.2 | 1.2 | .9 | .7 | 1.6 | .1 | .4 | .7 | .4 | 12.9 |
| **2m/s** | 3.6 | 1.9 | 1.3 | .1 | .3 | .0 | .3 | .5 | .7 | 1.3 | 1.3 | 1.6 | .1 | .0 | .5 | 1.6 | 15.3 |
| **3m/s** | 4.3 | 2.7 | .4 | .1 | .0 | .0 | .0 | .4 | .7 | .8 | .4 | 1.5 | .5 | .0 | .7 | 2.0 | 14.5 |
| **4m/s** | 4.3 | 4.7 | .5 | .1 | .0 | .0 | .0 | .0 | .3 | .5 | .4 | .8 | .3 | .0 | .3 | 2.6 | 14.8 |
| **5m/s** | 5.5 | 5.7 | .1 | .0 | .0 | .0 | .0 | .0 | .0 | .0 | .0 | .1 | .0 | .0 | .8 | 2.2 | 14.4 |
| **6m/s** | 4.2 | 1.9 | .3 | .0 | .0 | .0 | .0 | .0 | .1 | .0 | .1 | .0 | .0 | .1 | .0 | 1.7 | 8.5 |
| **7m/s** | 2.8 | 1.6 | .0 | .0 | .0 | .0 | .0 | .0 | .0 | .0 | .0 | .0 | .0 | .0 | .0 | 1.1 | 5.5 |
| **8m/s** | 3.6 | 2.2 | .4 | .0 | .0 | .0 | .0 | .0 | .0 | .0 | .0 | .0 | .0 | .0 | .0 | .8 | 7.0 |
| **10m/s** | .8 | 1.2 | .0 | .0 | .0 | .0 | .0 | .0 | .0 | .0 | .0 | .0 | .0 | .0 | .0 | .0 | 2.0 |
| **12m/s** | .1 | .1 | .0 | .0 | .0 | .0 | .0 | .0 | .0 | .0 | .0 | .0 | .0 | .0 | .0 | .0 | .3 |
| **14m/s** | .1 | .0 | .0 | .0 | .0 | .0 | .0 | .0 | .0 | .0 | .0 | .0 | .0 | .0 | .0 | .0 | .1 |
| **16m/s** | .0 | .0 | .0 | .0 | .0 | .0 | .0 | .0 | .0 | .0 | .0 | .0 | .0 | .0 | .0 | .0 | .0 |
| **18m/s** | .0 | .0 | .0 | .0 | .0 | .0 | .0 | .0 | .0 | .0 | .0 | .0 | .0 | .0 | .0 | .0 | .0 |
| **20m/s** | .0 | .0 | .0 | .0 | .0 | .0 | .0 | .0 | .0 | .0 | .0 | .0 | .0 | .0 | .0 | .0 | .0 |
| **25m/s** | .0 | .0 | .0 | .0 | .0 | .0 | .0 | .0 | .0 | .0 | .0 | .0 | .0 | .0 | .0 | .0 | .0 |
| **30m/s** | .0 | .0 | .0 | .0 | .0 | .0 | .0 | .0 | .0 | .0 | .0 | .0 | .0 | .0 | .0 | .0 | .0 |
| **35m/s** | .0 | .0 | .0 | .0 | .0 | .0 | .0 | .0 | .0 | .0 | .0 | .0 | .0 | .0 | .0 | .0 | .0 |
| **40m/s** | .0 | .0 | .0 | .0 | .0 | .0 | .0 | .0 | .0 | .0 | .0 | .0 | .0 | .0 | .0 | .0 | .0 |
| **100m/s** | | | | | | | | | | | | | | | | | |
| 合計 (%) | 31.1 | 23.6 | 4.2 | .8 | 1.5 | .1 | .9 | 2.3 | 3.4 | 3.9 | 3.1 | 5.9 | 1.2 | 1.1 | 3.8 | 12.5 | 99.3 |

[註**1**]: 風速介於 **2.0m/s~ 3.0m/s** 佔 **15.3%** 。主風向 **N** 佔 **31.1%** 。

[註**2**]: 風速平均值 **= 4.4m/s** , 風速最大值 **= 14.2m/s** , 其風向爲 **N** 。

[註**3**]: 風速小於**5m/s** 佔 **62.2%**; 介於**5~10m/s** 佔 **35.4%** ; 風速大於**10m/s** 佔 **2.4%**。

[註**4**]: 風向介於 **N~E** 佔 **50.2%**;**E~S** 佔 **6.2%** ;**S~W** 佔 **15.6%** ;**W~N** 佔 **27.3%**; 靜風佔 **.7%** 。

[註**5**]: 資料每小時記錄一次 , 合計 **743**筆 ( **99.9%**) , 檔名 : **W443PTW0.1HY** 。

# 表6.8.22　歷年 4月 布袋港測站 W 風速及風向聯合分佈百分比 (%) 統計表

**2007年 4月 1日 0時 ~ 2007年 4月30日23時**

| 風向<br>風速 | N | NNE | NE | ENE | E | ESE | SE | SSE | S | SSW | SW | WSW | W | WNW | NW | NNW | 合計<br>(%) |
|---|---|---|---|---|---|---|---|---|---|---|---|---|---|---|---|---|---|
| **.3m/s** | .4 | .4 | .4 | .1 | 1.1 | .7 | .1 | .1 | .7 | .3 | .0 | .6 | .1 | .3 | .1 | .3 | 5.8 |
| **1m/s** | 1.3 | 1.8 | 1.4 | 1.0 | 2.6 | .6 | .8 | 1.0 | .7 | .8 | .4 | 1.7 | .4 | .4 | .6 | 1.3 | 16.7 |
| **2m/s** | 2.1 | 2.9 | 1.5 | .3 | .1 | .1 | .0 | 1.1 | .7 | .6 | 1.5 | 1.3 | .4 | .8 | 1.9 | 2.2 | 17.6 |
| **3m/s** | 2.4 | 2.6 | 1.0 | .0 | .0 | .0 | .1 | .0 | .3 | 1.7 | 1.1 | 1.1 | .8 | .3 | 1.8 | 1.1 | 14.3 |
| **4m/s** | 3.2 | 2.9 | .4 | .1 | .0 | .0 | .0 | .0 | .1 | .4 | 1.0 | .4 | .0 | .1 | .6 | 2.4 | 11.7 |
| **5m/s** | 3.8 | 3.1 | .6 | .0 | .0 | .0 | .0 | .0 | .0 | .0 | .0 | .1 | .0 | .0 | .3 | 1.4 | 9.2 |
| **6m/s** | 3.6 | 3.8 | .0 | .0 | .0 | .0 | .0 | .0 | .1 | .0 | .0 | .0 | .0 | .3 | .3 | .8 | 8.9 |
| **7m/s** | 3.9 | 2.4 | .3 | .0 | .0 | .0 | .0 | .0 | .1 | .0 | .0 | .0 | .0 | .0 | .1 | 1.5 | 8.3 |
| **8m/s** | 1.3 | 1.8 | .0 | .0 | .0 | .0 | .0 | .0 | .1 | .0 | .1 | .0 | .0 | .0 | .1 | .3 | 3.8 |
| **10m/s** | 1.0 | .7 | .6 | .0 | .0 | .0 | .0 | .0 | .0 | .0 | .0 | .0 | .0 | .0 | .1 | .0 | 2.4 |
| **12m/s** | .4 | .4 | .0 | .0 | .0 | .0 | .0 | .0 | .0 | .0 | .0 | .0 | .0 | .0 | .0 | .0 | .8 |
| **14m/s** | .0 | .0 | .0 | .0 | .0 | .0 | .0 | .0 | .0 | .0 | .0 | .0 | .0 | .0 | .0 | .0 | .0 |
| **16m/s** | .0 | .0 | .0 | .0 | .0 | .0 | .0 | .0 | .0 | .0 | .0 | .0 | .0 | .0 | .0 | .0 | .0 |
| **18m/s** | .0 | .0 | .0 | .0 | .0 | .0 | .0 | .0 | .0 | .0 | .0 | .0 | .0 | .0 | .0 | .0 | .0 |
| **20m/s** | .0 | .0 | .0 | .0 | .0 | .0 | .0 | .0 | .0 | .0 | .0 | .0 | .0 | .0 | .0 | .0 | .0 |
| **25m/s** | .0 | .0 | .0 | .0 | .0 | .0 | .0 | .0 | .0 | .0 | .0 | .0 | .0 | .0 | .0 | .0 | .0 |
| **30m/s** | .0 | .0 | .0 | .0 | .0 | .0 | .0 | .0 | .0 | .0 | .0 | .0 | .0 | .0 | .0 | .0 | .0 |
| **35m/s** | .0 | .0 | .0 | .0 | .0 | .0 | .0 | .0 | .0 | .0 | .0 | .0 | .0 | .0 | .0 | .0 | .0 |
| **40m/s** | .0 | .0 | .0 | .0 | .0 | .0 | .0 | .0 | .0 | .0 | .0 | .0 | .0 | .0 | .0 | .0 | .0 |
| **100m/s** | | | | | | | | | | | | | | | | | |
| 合計 (%) | 23.2 | 22.8 | 6.1 | 1.5 | 3.9 | 1.4 | 1.1 | 2.2 | 2.9 | 3.8 | 4.2 | 5.1 | 1.8 | 2.2 | 6.0 | 11.2 | 99.4 |

[註1]: 風速介於 **2.0m/s~ 3.0m/s** 佔 **17.6%** 。主風向 **N** 佔 **23.2%** 。

[註2]: 風速平均值 = **4.2m/s** , 風速最大值 = **13.5m/s** , 其風向爲 **N** 。

[註3]: 風速小於**5m/s** 佔 **66.7%**; 介於**5~10m/s** 佔 **30.1%** ; 風速大於**10m/s** 佔 **3.2%**。

[註4]: 風向介於 **N~E** 佔 **47.4%**;**E~S** 佔 **8.2%** ;**S~W** 佔 **15.8%** ;**W~N** 佔 **28.1%**; 靜風佔 **.6%** 。

[註5]: 資料每小時記錄一次 , 合計 **720**筆 **(100.0%)** , 檔名 : **W444PTW0.1HY** 。

# 表6.8.23　歷年 5月 布袋港測站 W 風速及風向聯合分佈百分比 (%) 統計表

**2007年 5月 1日 0時 ~ 2007年 5月31日23時**

| 風向<br>風速 | N | NNE | NE | ENE | E | ESE | SE | SSE | S | SSW | SW | WSW | W | WNW | NW | NNW | 合計<br>(%) |
|---|---|---|---|---|---|---|---|---|---|---|---|---|---|---|---|---|---|
| **.3m/s** | .5 | .1 | .1 | .1 | .8 | .1 | .7 | .4 | .3 | .4 | .3 | .3 | .3 | .1 | .7 | .1 | 5.4 |
| **1m/s** | 2.2 | 1.2 | .8 | .5 | 1.1 | .0 | .4 | .5 | 1.5 | 1.9 | 1.6 | 2.0 | .3 | 1.7 | 1.3 | 1.6 | 18.7 |
| **2m/s** | 2.4 | 2.8 | .9 | .5 | 1.3 | .1 | .0 | .7 | 2.7 | 3.8 | 3.0 | 3.8 | 1.1 | 3.0 | 1.5 | 2.3 | 29.9 |
| **3m/s** | 2.7 | 2.7 | .1 | .0 | .0 | .0 | .0 | 1.1 | 3.2 | 2.7 | 2.0 | 3.0 | .7 | .7 | 2.8 | 2.7 | 24.4 |
| **4m/s** | 2.2 | 1.2 | .3 | .1 | .0 | .0 | .3 | .1 | .4 | .8 | .8 | 1.9 | .3 | .0 | .7 | 2.8 | 11.8 |
| **5m/s** | 1.7 | .3 | .1 | .0 | .0 | .0 | .0 | .1 | .3 | .1 | .1 | .1 | .0 | .0 | .4 | 2.0 | 5.4 |
| **6m/s** | .7 | .0 | .0 | .0 | .0 | .0 | .0 | .1 | .0 | .0 | .0 | .0 | .0 | .0 | .0 | 1.5 | 2.3 |
| **7m/s** | .1 | .0 | .0 | .0 | .0 | .0 | .0 | .1 | .0 | .0 | .0 | .0 | .0 | .0 | .0 | .8 | 1.1 |
| **8m/s** | .0 | .0 | .0 | .0 | .0 | .0 | .0 | .0 | .0 | .0 | .0 | .0 | .0 | .0 | .0 | .0 | .0 |
| **10m/s** | .0 | .0 | .0 | .0 | .0 | .0 | .0 | .0 | .0 | .0 | .0 | .0 | .0 | .0 | .0 | .0 | .0 |
| **12m/s** | .0 | .0 | .0 | .0 | .0 | .0 | .0 | .0 | .0 | .0 | .0 | .0 | .0 | .0 | .0 | .0 | .0 |
| **14m/s** | .0 | .0 | .0 | .0 | .0 | .0 | .0 | .0 | .0 | .0 | .0 | .0 | .0 | .0 | .0 | .0 | .0 |
| **16m/s** | .0 | .0 | .0 | .0 | .0 | .0 | .0 | .0 | .0 | .0 | .0 | .0 | .0 | .0 | .0 | .0 | .0 |
| **18m/s** | .0 | .0 | .0 | .0 | .0 | .0 | .0 | .0 | .0 | .0 | .0 | .0 | .0 | .0 | .0 | .0 | .0 |
| **20m/s** | .0 | .0 | .0 | .0 | .0 | .0 | .0 | .0 | .0 | .0 | .0 | .0 | .0 | .0 | .0 | .0 | .0 |
| **25m/s** | .0 | .0 | .0 | .0 | .0 | .0 | .0 | .0 | .0 | .0 | .0 | .0 | .0 | .0 | .0 | .0 | .0 |
| **30m/s** | .0 | .0 | .0 | .0 | .0 | .0 | .0 | .0 | .0 | .0 | .0 | .0 | .0 | .0 | .0 | .0 | .0 |
| **35m/s** | .0 | .0 | .0 | .0 | .0 | .0 | .0 | .0 | .0 | .0 | .0 | .0 | .0 | .0 | .0 | .0 | .0 |
| **40m/s** | .0 | .0 | .0 | .0 | .0 | .0 | .0 | .0 | .0 | .0 | .0 | .0 | .0 | .0 | .0 | .0 | .0 |
| **100m/s** | | | | | | | | | | | | | | | | | |
| 合計 (%) | 12.5 | 8.3 | 2.4 | 1.3 | 3.2 | .3 | 1.3 | 3.2 | 8.3 | 9.7 | 7.8 | 11.0 | 2.6 | 5.5 | 7.4 | 13.9 | 98.9 |

[註**1**]: 風速介於 **2.0m/s**~ **3.0m/s** 佔 **29.9%** 。主風向 **NNW** 佔 **13.9%** 。

[註**2**]: 風速平均值 = **3.0m/s** , 風速最大值 = **7.9m/s** , 其風向爲 **NNW**。

[註**3**]: 風速小於**5m/s** 佔 **91.3%**; 介於**5**~**10m/s** 佔 **8.7%** ; 風速大於**10m/s** 佔 **.0%**。

[註**4**]: 風向介於 **N**~**E** 佔 **21.8%**;**E**~**S** 佔 **10.2%** ;**S**~**W** 佔 **34.1%** ;**W**~**N** 佔 **32.8%**; 靜風佔 **1.1%** 。

[註**5**]: 資料每小時記錄一次 , 合計 **743**筆 ( **99.9%**) , 檔名 : **W445PTW0.1HY** 。

# 表6.8.24　歷年 6月 布袋港測站 W 風速及風向聯合分佈百分比 (%) 統計表

**2007年 6月 1日 0時 ~ 2007年 6月30日23時**

| 風向<br>風速 | N | NNE | NE | ENE | E | ESE | SE | SSE | S | SSW | SW | WSW | W | WNW | NW | NNW | 合計<br>(%) |
|---|---|---|---|---|---|---|---|---|---|---|---|---|---|---|---|---|---|
| **.3m/s** | .1 | .3 | .4 | .0 | .4 | .1 | .3 | .6 | .4 | .4 | .4 | .6 | .1 | .3 | .4 | .3 | 5.2 |
| **1m/s** | .4 | 1.0 | .7 | .7 | 1.4 | .0 | 1.3 | 1.5 | 1.4 | 1.8 | .8 | 1.8 | .4 | .4 | .8 | .3 | 14.8 |
| **2m/s** | .7 | 1.1 | .3 | .4 | .6 | .3 | .3 | 1.7 | 4.5 | 3.6 | 2.5 | 2.1 | .3 | .3 | .7 | 1.1 | 20.3 |
| **3m/s** | 1.3 | .3 | .1 | .0 | .0 | .1 | .6 | 2.4 | 7.5 | 4.9 | 3.9 | 2.2 | .8 | .0 | 1.1 | 1.4 | 26.6 |
| **4m/s** | .0 | .3 | .0 | .0 | .0 | .0 | .3 | 1.9 | 3.9 | 3.8 | 2.1 | 1.7 | .4 | .0 | .7 | 1.7 | 16.7 |
| **5m/s** | .0 | .0 | .0 | .0 | .0 | .0 | .0 | .7 | 2.4 | 3.2 | .8 | .1 | .0 | .0 | .3 | .4 | 7.9 |
| **6m/s** | .0 | .0 | .0 | .0 | .0 | .0 | .0 | .6 | 1.4 | 1.3 | 1.7 | .0 | .0 | .0 | .0 | .0 | 4.9 |
| **7m/s** | .0 | .0 | .0 | .0 | .0 | .0 | .0 | .3 | .4 | .8 | .8 | .1 | .0 | .0 | .0 | .0 | 2.5 |
| **8m/s** | .0 | .0 | .0 | .0 | .0 | .0 | .0 | .0 | .0 | .3 | .1 | .0 | .0 | .0 | .0 | .0 | .4 |
| **10m/s** | .0 | .0 | .0 | .0 | .0 | .0 | .0 | .0 | .0 | .0 | .0 | .0 | .0 | .0 | .0 | .0 | .0 |
| **12m/s** | .0 | .0 | .0 | .0 | .0 | .0 | .0 | .0 | .0 | .0 | .0 | .0 | .0 | .0 | .0 | .0 | .0 |
| **14m/s** | .0 | .0 | .0 | .0 | .0 | .0 | .0 | .0 | .0 | .0 | .0 | .0 | .0 | .0 | .0 | .0 | .0 |
| **16m/s** | .0 | .0 | .0 | .0 | .0 | .0 | .0 | .0 | .0 | .0 | .0 | .0 | .0 | .0 | .0 | .0 | .0 |
| **18m/s** | .0 | .0 | .0 | .0 | .0 | .0 | .0 | .0 | .0 | .0 | .0 | .0 | .0 | .0 | .0 | .0 | .0 |
| **20m/s** | .0 | .0 | .0 | .0 | .0 | .0 | .0 | .0 | .0 | .0 | .0 | .0 | .0 | .0 | .0 | .0 | .0 |
| **25m/s** | .0 | .0 | .0 | .0 | .0 | .0 | .0 | .0 | .0 | .0 | .0 | .0 | .0 | .0 | .0 | .0 | .0 |
| **30m/s** | .0 | .0 | .0 | .0 | .0 | .0 | .0 | .0 | .0 | .0 | .0 | .0 | .0 | .0 | .0 | .0 | .0 |
| **35m/s** | .0 | .0 | .0 | .0 | .0 | .0 | .0 | .0 | .0 | .0 | .0 | .0 | .0 | .0 | .0 | .0 | .0 |
| **40m/s** | .0 | .0 | .0 | .0 | .0 | .0 | .0 | .0 | .0 | .0 | .0 | .0 | .0 | .0 | .0 | .0 | .0 |
| **100m/s** | | | | | | | | | | | | | | | | | |
| 合計 (%) | 2.5 | 2.9 | 1.5 | 1.1 | 2.4 | .6 | 2.6 | 9.6 | 21.9 | 20.1 | 13.2 | 8.6 | 2.1 | 1.0 | 4.0 | 5.2 | 99.3 |

[註**1**]: 風速介於 **3.0m/s~ 4.0m/s** 佔 **26.6%** 。主風向 **S** 佔 **21.9%** 。

[註**2**]: 風速平均值 **= 3.4m/s** , 風速最大值 **= 8.2m/s** , 其風向爲 **SSW**。

[註**3**]: 風速小於**5m/s** 佔 **84.3%**; 介於**5~10m/s** 佔 **15.7%** ; 風速大於**10m/s** 佔 **.0%**。

[註**4**]: 風向介於 **N~E** 佔 **8.2%**;**E~S** 佔 **25.3%** ;**S~W** 佔 **54.0%** ;**W~N** 佔 **11.7%**; 靜風佔 **.7%** 。

[註**5**]: 資料每小時記錄一次 , 合計 **718**筆 ( **99.7%**) , 檔名 : **W446PTW0.1HY** 。

# 表6.8.25　歷年 7月 布袋港測站 W 風速及風向聯合分佈百分比 (%) 統計表

**2007年 7月 1日 0時 ~ 2007年 7月31日23時**

| 風向<br>風速 | N | NNE | NE | ENE | E | ESE | SE | SSE | S | SSW | SW | WSW | W | WNW | NW | NNW | 合計<br>(%) |
|---|---|---|---|---|---|---|---|---|---|---|---|---|---|---|---|---|---|
| **.3m/s** | .1 | .3 | .0 | .1 | .4 | .3 | .1 | .3 | .3 | .5 | .5 | 1.2 | .3 | .0 | .3 | .5 | 5.2 |
| **1m/s** | .7 | .8 | .7 | .7 | 1.2 | .4 | 1.2 | 2.4 | 2.0 | 2.4 | 2.6 | 2.8 | 1.5 | .7 | .5 | .4 | 21.0 |
| **2m/s** | .7 | .8 | .1 | .1 | .5 | .1 | .8 | 3.0 | 2.0 | 4.4 | 3.2 | 4.4 | 1.6 | 1.3 | 1.3 | 1.5 | 26.1 |
| **3m/s** | .9 | .4 | .0 | .0 | .0 | .3 | .3 | 1.7 | 5.2 | 3.5 | 2.7 | 3.6 | .5 | 1.1 | 1.3 | 1.7 | 23.4 |
| **4m/s** | .8 | .0 | .0 | .0 | .0 | .0 | .1 | .8 | 3.5 | 2.0 | .7 | 4.2 | .8 | .4 | 1.2 | 1.6 | 16.2 |
| **5m/s** | .3 | .0 | .0 | .0 | .0 | .0 | .1 | .5 | 1.3 | .3 | .5 | .9 | .1 | .0 | .5 | 2.2 | 6.9 |
| **6m/s** | .3 | .0 | .0 | .0 | .0 | .0 | .0 | .1 | .1 | .0 | .1 | .0 | .0 | .0 | .0 | .3 | .9 |
| **7m/s** | .0 | .0 | .0 | .0 | .0 | .0 | .0 | .0 | .0 | .0 | .0 | .0 | .0 | .0 | .0 | .0 | .0 |
| **8m/s** | .0 | .0 | .0 | .0 | .0 | .0 | .0 | .0 | .0 | .0 | .0 | .0 | .0 | .0 | .0 | .0 | .0 |
| **10m/s** | .0 | .0 | .0 | .0 | .0 | .0 | .0 | .0 | .0 | .0 | .0 | .0 | .0 | .0 | .0 | .0 | .0 |
| **12m/s** | .0 | .0 | .0 | .0 | .0 | .0 | .0 | .0 | .0 | .0 | .0 | .0 | .0 | .0 | .0 | .0 | .0 |
| **14m/s** | .0 | .0 | .0 | .0 | .0 | .0 | .0 | .0 | .0 | .0 | .0 | .0 | .0 | .0 | .0 | .0 | .0 |
| **16m/s** | .0 | .0 | .0 | .0 | .0 | .0 | .0 | .0 | .0 | .0 | .0 | .0 | .0 | .0 | .0 | .0 | .0 |
| **18m/s** | .0 | .0 | .0 | .0 | .0 | .0 | .0 | .0 | .0 | .0 | .0 | .0 | .0 | .0 | .0 | .0 | .0 |
| **20m/s** | .0 | .0 | .0 | .0 | .0 | .0 | .0 | .0 | .0 | .0 | .0 | .0 | .0 | .0 | .0 | .0 | .0 |
| **25m/s** | .0 | .0 | .0 | .0 | .0 | .0 | .0 | .0 | .0 | .0 | .0 | .0 | .0 | .0 | .0 | .0 | .0 |
| **30m/s** | .0 | .0 | .0 | .0 | .0 | .0 | .0 | .0 | .0 | .0 | .0 | .0 | .0 | .0 | .0 | .0 | .0 |
| **35m/s** | .0 | .0 | .0 | .0 | .0 | .0 | .0 | .0 | .0 | .0 | .0 | .0 | .0 | .0 | .0 | .0 | .0 |
| **40m/s** | .0 | .0 | .0 | .0 | .0 | .0 | .0 | .0 | .0 | .0 | .0 | .0 | .0 | .0 | .0 | .0 | .0 |
| **100m/s** | | | | | | | | | | | | | | | | | |
| 合計 (%) | 3.8 | 2.3 | .8 | .9 | 2.2 | 1.1 | 2.7 | 8.9 | 14.5 | 13.2 | 10.4 | 17.2 | 4.8 | 3.5 | 5.2 | 8.2 | 99.7 |

[註**1**]: 風速介於 **2.0m/s~ 3.0m/s** 佔 **26.1%** 。主風向 **WSW** 佔 **17.2%** 。

[註**2**]: 風速平均值 **= 3.0m/s** , 風速最大值 **= 6.6m/s** , 其風向爲 **SSE**。

[註**3**]: 風速小於**5m/s** 佔 **92.2%**; 介於**5~10m/s** 佔 **7.8%** ; 風速大於**10m/s** 佔 **.0%**。

[註**4**]: 風向介於 **N~E** 佔 **7.8%**;**E~S** 佔 **21.3%** ;**S~W** 佔 **51.1%** ;**W~N** 佔 **19.5%**; 靜風佔 **.3%** 。

[註**5**]: 資料每小時記錄一次 , 合計 **743**筆 ( **99.9%**) , 檔名 : **W447PTW0.1HY** 。

# 表6.8.26　歷年 8月 布袋港測站 W 風速及風向聯合分佈百分比 (%) 統計表

**2006年 8月11日14時 ~ 2007年 8月31日23時**

| 風向<br>風速 | N | NNE | NE | ENE | E | ESE | SE | SSE | S | SSW | SW | WSW | W | WNW | NW | NNW | 合計<br>(%) |
|---|---|---|---|---|---|---|---|---|---|---|---|---|---|---|---|---|---|
| **.3m/s** | .1 | .2 | .0 | .3 | 1.0 | .1 | .7 | 1.0 | .6 | .3 | .3 | .7 | .3 | .5 | .5 | .2 | 6.9 |
| **1m/s** | .8 | .7 | .3 | .5 | 3.1 | .1 | 1.9 | 2.4 | 2.0 | 1.6 | 1.6 | 3.4 | 1.1 | 1.7 | 1.7 | 1.5 | 24.6 |
| **2m/s** | 1.5 | 1.0 | .6 | .2 | 1.7 | .3 | .5 | 2.0 | 3.2 | 2.0 | 1.6 | 2.6 | 1.0 | 2.3 | 2.4 | 1.1 | 24.0 |
| **3m/s** | 1.0 | 1.0 | .2 | .0 | .3 | .1 | .1 | 1.4 | 2.1 | 1.1 | .6 | 2.0 | .8 | 1.1 | 1.5 | 1.9 | 15.2 |
| **4m/s** | .9 | .6 | .0 | .2 | .1 | .0 | .2 | .7 | 2.5 | .7 | .6 | .7 | .2 | .0 | .8 | 1.1 | 9.4 |
| **5m/s** | .7 | .5 | .0 | .0 | .0 | .0 | .0 | 1.1 | 2.1 | 1.5 | .2 | .2 | .0 | .2 | .3 | .8 | 7.6 |
| **6m/s** | .6 | .0 | .1 | .0 | .1 | .0 | .0 | .7 | 1.6 | .7 | .0 | .0 | .0 | .0 | .0 | .4 | 4.2 |
| **7m/s** | .9 | .0 | .0 | .0 | .0 | .0 | .0 | .9 | 1.4 | .6 | .1 | .1 | .0 | .0 | .0 | .4 | 4.4 |
| **8m/s** | .1 | .0 | .0 | .0 | .0 | .0 | .0 | .3 | .6 | .8 | .2 | .0 | .0 | .0 | .0 | .1 | 2.0 |
| **10m/s** | .0 | .0 | .0 | .0 | .0 | .0 | .0 | .1 | .1 | .6 | .0 | .2 | .0 | .0 | .0 | .0 | 1.1 |
| **12m/s** | .0 | .0 | .0 | .0 | .0 | .0 | .0 | .0 | .0 | .0 | .1 | .0 | .1 | .0 | .0 | .0 | .2 |
| **14m/s** | .0 | .0 | .0 | .0 | .0 | .0 | .0 | .0 | .0 | .0 | .0 | .0 | .0 | .0 | .0 | .0 | .0 |
| **16m/s** | .0 | .0 | .0 | .0 | .0 | .0 | .0 | .0 | .0 | .0 | .0 | .0 | .0 | .0 | .0 | .0 | .0 |
| **18m/s** | .0 | .0 | .0 | .0 | .0 | .0 | .0 | .0 | .0 | .0 | .0 | .0 | .0 | .0 | .0 | .0 | .0 |
| **20m/s** | .0 | .0 | .0 | .0 | .0 | .0 | .0 | .0 | .0 | .0 | .0 | .0 | .0 | .0 | .0 | .0 | .0 |
| **25m/s** | .0 | .0 | .0 | .0 | .0 | .0 | .0 | .0 | .0 | .0 | .0 | .0 | .0 | .0 | .0 | .0 | .0 |
| **30m/s** | .0 | .0 | .0 | .0 | .0 | .0 | .0 | .0 | .0 | .0 | .0 | .0 | .0 | .0 | .0 | .0 | .0 |
| **35m/s** | .0 | .0 | .0 | .0 | .0 | .0 | .0 | .0 | .0 | .0 | .0 | .0 | .0 | .0 | .0 | .0 | .0 |
| **40m/s** | .0 | .0 | .0 | .0 | .0 | .0 | .0 | .0 | .0 | .0 | .0 | .0 | .0 | .0 | .0 | .0 | .0 |
| **100m/s** | | | | | | | | | | | | | | | | | |
| 合計 (%) | 6.5 | 4.0 | 1.2 | 1.2 | 6.2 | .6 | 3.5 | 10.6 | 16.2 | 10.0 | 5.3 | 10.0 | 3.6 | 5.8 | 7.2 | 7.5 | 99.4 |

[註**1**]: 風速介於 **1.0m/s~ 2.0m/s** 佔 **24.6%** 。主風向 **S** 佔 **16.2%** 。

[註**2**]: 風速平均值 **= 3.3m/s** , 風速最大值 **= 13.8m/s** , 其風向爲 **W** 。

[註**3**]: 風速小於**5m/s** 佔 **80.6%**; 介於**5~10m/s** 佔 **18.2%** ; 風速大於**10m/s** 佔 **1.2%**。

[註**4**]: 風向介於 **N~E** 佔 **14.1%**;**E~S** 佔 **26.1%** ;**S~W** 佔 **34.4%** ;**W~N** 佔 **24.9%**; 靜風佔 **.6%** 。

[註**5**]: 資料每小時記錄一次 , 合計 **1234**筆 ( **82.9%**) , 檔名 : **W448PTW0.1HY** 。

# 表6.8.27　歷年 9月 布袋港測站 W 風速及風向聯合分佈百分比 (%) 統計表

**2006年 9月 1日 0時 ~ 2007年 9月 6日11時**

| 風向<br>風速 | N | NNE | NE | ENE | E | ESE | SE | SSE | S | SSW | SW | WSW | W | WNW | NW | NNW | 合計<br>(%) |
|---|---|---|---|---|---|---|---|---|---|---|---|---|---|---|---|---|---|
| **.3m/s** | .1 | .1 | .2 | .7 | .5 | .0 | .4 | .4 | .2 | .2 | .4 | .4 | .0 | .0 | .1 | .2 | 3.9 |
| **1m/s** | .9 | .8 | .4 | .5 | 1.8 | .1 | 1.2 | 1.9 | 1.4 | .5 | 1.1 | .6 | .1 | .0 | .5 | .6 | 12.2 |
| **2m/s** | 2.7 | 2.2 | 2.1 | .9 | .4 | .2 | .6 | 1.8 | 3.6 | 2.0 | 2.1 | 3.3 | .4 | .6 | .7 | .9 | 24.5 |
| **3m/s** | 3.2 | 4.6 | 1.1 | .2 | .2 | .0 | .2 | 1.4 | 3.8 | 1.5 | 2.0 | 2.1 | .4 | .1 | 1.1 | 1.6 | 23.5 |
| **4m/s** | 2.2 | 2.3 | .5 | .0 | .0 | .0 | .0 | .6 | 2.8 | .2 | .2 | .9 | .0 | .1 | .4 | 1.3 | 11.6 |
| **5m/s** | 4.2 | 2.5 | .1 | .0 | .0 | .0 | .0 | .2 | .7 | .1 | .0 | .2 | .1 | .0 | .1 | 2.1 | 10.4 |
| **6m/s** | 2.2 | .9 | .0 | .0 | .0 | .0 | .0 | .1 | .0 | .0 | .0 | .0 | .0 | .0 | .1 | 1.6 | 5.0 |
| **7m/s** | 1.2 | .5 | .0 | .0 | .0 | .0 | .0 | .0 | .0 | .0 | .0 | .0 | .0 | .0 | .0 | 1.1 | 2.7 |
| **8m/s** | 1.1 | .8 | .0 | .0 | .0 | .0 | .0 | .0 | .0 | .0 | .0 | .0 | .0 | .0 | .0 | .7 | 2.6 |
| **10m/s** | 1.8 | .0 | .0 | .0 | .0 | .0 | .0 | .0 | .0 | .0 | .0 | .0 | .0 | .0 | .0 | .1 | 1.9 |
| **12m/s** | .6 | .0 | .0 | .0 | .0 | .0 | .0 | .0 | .0 | .0 | .0 | .0 | .0 | .0 | .0 | .4 | .9 |
| **14m/s** | .0 | .0 | .0 | .0 | .0 | .0 | .0 | .0 | .0 | .0 | .0 | .0 | .0 | .0 | .0 | .1 | .1 |
| **16m/s** | .0 | .0 | .0 | .0 | .0 | .0 | .0 | .0 | .0 | .0 | .0 | .0 | .0 | .0 | .0 | .0 | .0 |
| **18m/s** | .0 | .0 | .0 | .0 | .0 | .0 | .0 | .0 | .0 | .0 | .0 | .0 | .0 | .0 | .0 | .0 | .0 |
| **20m/s** | .0 | .0 | .0 | .0 | .0 | .0 | .0 | .0 | .0 | .0 | .0 | .0 | .0 | .0 | .0 | .0 | .0 |
| **25m/s** | .0 | .0 | .0 | .0 | .0 | .0 | .0 | .0 | .0 | .0 | .0 | .0 | .0 | .0 | .0 | .0 | .0 |
| **30m/s** | .0 | .0 | .0 | .0 | .0 | .0 | .0 | .0 | .0 | .0 | .0 | .0 | .0 | .0 | .0 | .0 | .0 |
| **35m/s** | .0 | .0 | .0 | .0 | .0 | .0 | .0 | .0 | .0 | .0 | .0 | .0 | .0 | .0 | .0 | .0 | .0 |
| **40m/s** | .0 | .0 | .0 | .0 | .0 | .0 | .0 | .0 | .0 | .0 | .0 | .0 | .0 | .0 | .0 | .0 | .0 |
| **100m/s** | | | | | | | | | | | | | | | | | |
| 合計 (%) | 20.2 | 14.8 | 4.3 | 2.3 | 2.8 | .4 | 2.3 | 6.3 | 12.6 | 4.6 | 5.8 | 7.5 | .9 | .8 | 2.9 | 10.8 | 99.4 |

[註**1**]: 風速介於 **2.0m/s~ 3.0m/s** 佔 **24.5%** 。主風向 **N** 佔 **20.2%** 。

[註**2**]: 風速平均值 **= 3.8m/s** , 風速最大值 **= 14.4m/s** , 其風向爲 **NNW**。

[註**3**]: 風速小於**5m/s** 佔 **76.3%**; 介於**5~10m/s** 佔 **20.8%** ; 風速大於**10m/s** 佔 **2.9%**。

[註**4**]: 風向介於 **N~E** 佔 **36.5%**;**E~S** 佔 **18.5%** ;**S~W** 佔 **22.9%** ;**W~N** 佔 **21.5%**; 靜風佔 **.6%** 。

[註**5**]: 資料每小時記錄一次 , 合計 **852**筆 ( **59.2%**) , 檔名 : **W449PTW0.1HY** 。

# 表6.8.28　歷年 10月 布袋港測站 W 風速及風向聯合分佈百分比 (%) 統計表

**2006年10月 1日 0時 ~ 2007年10月31日23時**

| 風向<br>風速 | N | NNE | NE | ENE | E | ESE | SE | SSE | S | SSW | SW | WSW | W | WNW | NW | NNW | 合計<br>(%) |
|---|---|---|---|---|---|---|---|---|---|---|---|---|---|---|---|---|---|
| **.3m/s** | .5 | .5 | .3 | .1 | .4 | .0 | .2 | .5 | .3 | .3 | .3 | .0 | .0 | .1 | .1 | .3 | 3.9 |
| **1m/s** | 1.5 | 1.8 | 1.5 | .1 | .7 | .0 | .5 | .6 | .8 | .4 | .1 | .5 | .1 | .7 | 1.1 | .9 | 11.4 |
| **2m/s** | 3.6 | 3.4 | 1.8 | .6 | .1 | .0 | .2 | .4 | .8 | .5 | .2 | .3 | .1 | .5 | .7 | 1.9 | 15.2 |
| **3m/s** | 2.6 | 4.4 | 1.3 | .1 | .0 | .0 | .0 | .1 | .8 | .1 | .2 | .3 | .0 | .1 | .9 | 1.5 | 12.6 |
| **4m/s** | 4.4 | 5.3 | .7 | .0 | .0 | .0 | .0 | .1 | .4 | .3 | .1 | .2 | .0 | .0 | .7 | 1.6 | 13.9 |
| **5m/s** | 5.6 | 6.1 | .5 | .0 | .0 | .0 | .0 | .1 | .4 | .0 | .1 | .0 | .0 | .0 | .3 | 2.1 | 15.2 |
| **6m/s** | 4.0 | 3.8 | .3 | .0 | .0 | .0 | .0 | .0 | .1 | .1 | .0 | .0 | .0 | .0 | .1 | 2.4 | 10.8 |
| **7m/s** | 3.6 | 1.3 | .2 | .0 | .0 | .0 | .0 | .0 | .0 | .0 | .0 | .0 | .0 | .0 | .1 | 1.5 | 6.7 |
| **8m/s** | 3.5 | 1.3 | .0 | .0 | .0 | .0 | .0 | .0 | .0 | .0 | .0 | .0 | .1 | .0 | .0 | .5 | 5.4 |
| **10m/s** | 1.3 | .2 | .0 | .0 | .0 | .0 | .0 | .0 | .0 | .0 | .1 | .2 | .1 | .1 | .0 | .0 | 2.0 |
| **12m/s** | .3 | .1 | .0 | .0 | .0 | .0 | .0 | .0 | .0 | .0 | .1 | .0 | .0 | .0 | .1 | .0 | .5 |
| **14m/s** | .1 | .1 | .0 | .0 | .0 | .0 | .0 | .0 | .0 | .0 | .0 | .0 | .0 | .1 | .1 | .1 | .4 |
| **16m/s** | .1 | .0 | .0 | .0 | .0 | .0 | .0 | .0 | .0 | .0 | .0 | .0 | .0 | .0 | .2 | .3 | .6 |
| **18m/s** | .3 | .0 | .0 | .0 | .0 | .0 | .0 | .0 | .0 | .0 | .0 | .0 | .0 | .0 | .0 | .2 | .5 |
| **20m/s** | .0 | .0 | .0 | .0 | .0 | .0 | .0 | .0 | .0 | .0 | .0 | .0 | .0 | .0 | .0 | .0 | .0 |
| **25m/s** | .0 | .0 | .0 | .0 | .0 | .0 | .0 | .0 | .0 | .0 | .0 | .0 | .0 | .0 | .0 | .0 | .0 |
| **30m/s** | .0 | .0 | .0 | .0 | .0 | .0 | .0 | .0 | .0 | .0 | .0 | .0 | .0 | .0 | .0 | .0 | .0 |
| **35m/s** | .0 | .0 | .0 | .0 | .0 | .0 | .0 | .0 | .0 | .0 | .0 | .0 | .0 | .0 | .0 | .0 | .0 |
| **40m/s** | .0 | .0 | .0 | .0 | .0 | .0 | .0 | .0 | .0 | .0 | .0 | .0 | .0 | .0 | .0 | .0 | .0 |
| **100m/s** | | | | | | | | | | | | | | | | | |
| 合計 (%) | 31.4 | 28.4 | 6.8 | .9 | 1.3 | .0 | .9 | 1.8 | 3.7 | 1.5 | 1.0 | 1.5 | .4 | 1.6 | 4.6 | 13.1 | 99.1 |

[註**1**]: 風速介於 **2.0m/s~ 3.0m/s** 佔 **15.2%** 。主風向 **N** 佔 **31.4%** 。

[註**2**]: 風速平均值 **= 4.7m/s** , 風速最大值 **= 19.6m/s** , 其風向爲 **N** 。

[註**3**]: 風速小於**5m/s** 佔 **57.9%**; 介於**5~10m/s** 佔 **38.1%** ; 風速大於**10m/s** 佔 **4.0%**。

[註**4**]: 風向介於 **N~E** 佔 **59.2%**;**E~S** 佔 **5.5%** ;**S~W** 佔 **5.7%** ;**W~N** 佔 **28.8%**; 靜風佔 **.9%** 。

[註**5**]: 資料每小時記錄一次 , 合計 **1485**筆 ( **99.8%**) , 檔名 : **W44APTW0.1HY** 。

# 表6.8.29　歷年 11月 布袋港測站 W 風速及風向聯合分佈百分比 (%) 統計表

**2006年11月 1日 0時 ~ 2007年11月30日23時**

| 風向<br>風速 | N | NNE | NE | ENE | E | ESE | SE | SSE | S | SSW | SW | WSW | W | WNW | NW | NNW | 合計<br>(%) |
|---|---|---|---|---|---|---|---|---|---|---|---|---|---|---|---|---|---|
| **.3m/s** | .1 | .2 | .2 | .2 | .3 | .0 | .0 | .3 | .1 | .0 | .1 | .1 | .0 | .0 | .1 | .1 | 1.8 |
| **1m/s** | .8 | 2.2 | 1.1 | .5 | .9 | .3 | .3 | .7 | .6 | .1 | .1 | .1 | .0 | .2 | .1 | .6 | 8.6 |
| **2m/s** | 2.7 | 4.4 | 1.7 | .5 | .3 | .0 | .1 | .1 | .1 | .2 | .0 | .1 | .0 | .0 | .2 | 1.6 | 12.0 |
| **3m/s** | 5.5 | 4.9 | .8 | .1 | .0 | .0 | .0 | .0 | .1 | .2 | .1 | .0 | .0 | .0 | .2 | 1.3 | 13.1 |
| **4m/s** | 4.3 | 5.2 | 1.0 | .1 | .0 | .0 | .0 | .0 | .1 | .0 | .0 | .0 | .1 | .1 | .1 | 2.9 | 13.8 |
| **5m/s** | 3.7 | 5.4 | .8 | .1 | .0 | .0 | .0 | .0 | .0 | .0 | .0 | .0 | .0 | .0 | .0 | 2.6 | 12.5 |
| **6m/s** | 4.0 | 4.6 | .3 | .0 | .0 | .0 | .0 | .0 | .1 | .0 | .0 | .0 | .0 | .0 | .3 | 1.5 | 10.7 |
| **7m/s** | 3.3 | 3.9 | .1 | .1 | .0 | .0 | .0 | .0 | .0 | .0 | .0 | .0 | .0 | .0 | .1 | .4 | 7.8 |
| **8m/s** | 5.4 | 5.9 | .3 | .0 | .0 | .0 | .0 | .0 | .0 | .0 | .0 | .0 | .0 | .0 | .0 | .4 | 12.0 |
| **10m/s** | 2.0 | 2.2 | .1 | .0 | .0 | .0 | .0 | .0 | .0 | .0 | .0 | .0 | .0 | .1 | .0 | .3 | 4.7 |
| **12m/s** | .4 | .6 | .0 | .0 | .0 | .0 | .0 | .0 | .0 | .0 | .0 | .0 | .0 | .0 | .0 | .0 | 1.0 |
| **14m/s** | .1 | .5 | .0 | .0 | .0 | .0 | .0 | .0 | .0 | .0 | .0 | .0 | .0 | .0 | .0 | .0 | .6 |
| **16m/s** | .3 | .4 | .0 | .0 | .0 | .0 | .0 | .0 | .0 | .0 | .0 | .0 | .0 | .0 | .0 | .0 | .8 |
| **18m/s** | .0 | .0 | .0 | .0 | .0 | .0 | .0 | .0 | .0 | .0 | .0 | .0 | .0 | .0 | .0 | .0 | .0 |
| **20m/s** | .0 | .0 | .0 | .0 | .0 | .0 | .0 | .0 | .0 | .0 | .0 | .0 | .0 | .0 | .0 | .0 | .0 |
| **25m/s** | .0 | .0 | .0 | .0 | .0 | .0 | .0 | .0 | .0 | .0 | .0 | .0 | .0 | .0 | .0 | .0 | .0 |
| **30m/s** | .0 | .0 | .0 | .0 | .0 | .0 | .0 | .0 | .0 | .0 | .0 | .0 | .0 | .0 | .0 | .0 | .0 |
| **35m/s** | .0 | .0 | .0 | .0 | .0 | .0 | .0 | .0 | .0 | .0 | .0 | .0 | .0 | .0 | .0 | .0 | .0 |
| **40m/s** | .0 | .0 | .0 | .0 | .0 | .0 | .0 | .0 | .0 | .0 | .0 | .0 | .0 | .0 | .0 | .0 | .0 |
| **100m/s** | | | | | | | | | | | | | | | | | |
| 合計 (%) | 32.7 | 40.5 | 6.3 | 1.5 | 1.5 | .3 | .5 | 1.0 | 1.0 | .6 | .3 | .2 | .1 | .3 | 1.1 | 11.6 | 99.5 |

[註1]: 風速介於 **4.0m/s~ 5.0m/s** 佔 **13.8%** 。主風向 **NNE** 佔 **40.5%** 。

[註2]: 風速平均值 = **5.4m/s** , 風速最大值 = **17.5m/s** , 其風向爲 **N** 。

[註3]: 風速小於**5m/s** 佔 **49.9%**; 介於**5~10m/s** 佔 **43.1%** ; 風速大於**10m/s** 佔 **7.1%**。

[註4]: 風向介於 **N~E** 佔 **72.7%**;**E~S** 佔 **3.5%** ;**S~W** 佔 **1.1%** ;**W~N** 佔 **22.2%**; 靜風佔 **.5%** 。

[註5]: 資料每小時記錄一次 , 合計 **1440**筆 **(100.0%)** , 檔名 : **W44BPTW0.1HY** 。

# 表6.8.30　歷年 冬季 布袋港測站 W 風速及風向聯合分佈百分比 (%) 統計表

**2006年12月 1日 1時 ~ 2007年 2月28日23時**

| 風向<br>風速 | N | NNE | NE | ENE | E | ESE | SE | SSE | S | SSW | SW | WSW | W | WNW | NW | NNW | 合計<br>(%) |
|---|---|---|---|---|---|---|---|---|---|---|---|---|---|---|---|---|---|
| **.3m/s** | .1 | .1 | .1 | .1 | .3 | .1 | .1 | .2 | .1 | .0 | .0 | .0 | .0 | .0 | .0 | .1 | 1.4 |
| **1m/s** | .8 | .7 | .6 | .5 | .3 | .0 | .2 | .3 | .0 | .1 | .1 | .1 | .0 | .0 | .4 | .3 | 4.7 |
| **2m/s** | 2.5 | 3.0 | 1.3 | .3 | .6 | .0 | .0 | .1 | .2 | .2 | .0 | .1 | .0 | .3 | .6 | 1.0 | 10.2 |
| **3m/s** | 3.6 | 3.7 | 1.1 | .3 | .1 | .0 | .0 | .0 | .2 | .0 | .0 | .1 | .0 | .1 | .5 | .8 | 10.6 |
| **4m/s** | 4.5 | 5.6 | 1.1 | .1 | .0 | .0 | .0 | .0 | .0 | .0 | .0 | .0 | .0 | .0 | .2 | 1.4 | 13.0 |
| **5m/s** | 4.9 | 6.4 | .3 | .0 | .0 | .0 | .0 | .0 | .1 | .0 | .0 | .2 | .0 | .0 | .1 | 2.1 | 14.0 |
| **6m/s** | 6.3 | 5.7 | .2 | .0 | .0 | .0 | .0 | .0 | .0 | .0 | .0 | .0 | .0 | .0 | .0 | 1.4 | 13.6 |
| **7m/s** | 6.3 | 4.5 | .1 | .0 | .0 | .0 | .0 | .0 | .0 | .0 | .0 | .0 | .0 | .0 | .1 | 1.2 | 12.3 |
| **8m/s** | 6.8 | 5.3 | .1 | .0 | .0 | .0 | .0 | .0 | .1 | .0 | .0 | .0 | .0 | .0 | .1 | .9 | 13.4 |
| **10m/s** | 3.0 | 2.2 | .0 | .0 | .0 | .0 | .0 | .0 | .0 | .0 | .0 | .0 | .0 | .0 | .0 | .1 | 5.4 |
| **12m/s** | .6 | .5 | .0 | .0 | .0 | .0 | .0 | .0 | .0 | .0 | .0 | .0 | .0 | .0 | .0 | .0 | 1.1 |
| **14m/s** | .0 | .0 | .0 | .0 | .0 | .0 | .0 | .0 | .0 | .0 | .0 | .0 | .0 | .0 | .0 | .0 | .0 |
| **16m/s** | .0 | .0 | .0 | .0 | .0 | .0 | .0 | .0 | .0 | .0 | .0 | .0 | .0 | .0 | .0 | .0 | .0 |
| **18m/s** | .0 | .0 | .0 | .0 | .0 | .0 | .0 | .0 | .0 | .0 | .0 | .0 | .0 | .0 | .0 | .0 | .0 |
| **20m/s** | .0 | .0 | .0 | .0 | .0 | .0 | .0 | .0 | .0 | .0 | .0 | .0 | .0 | .0 | .0 | .0 | .0 |
| **25m/s** | .0 | .0 | .0 | .0 | .0 | .0 | .0 | .0 | .0 | .0 | .0 | .0 | .0 | .0 | .0 | .0 | .0 |
| **30m/s** | .0 | .0 | .0 | .0 | .0 | .0 | .0 | .0 | .0 | .0 | .0 | .0 | .0 | .0 | .0 | .0 | .0 |
| **35m/s** | .0 | .0 | .0 | .0 | .0 | .0 | .0 | .0 | .0 | .0 | .0 | .0 | .0 | .0 | .0 | .0 | .0 |
| **40m/s** | .0 | .0 | .0 | .0 | .0 | .0 | .0 | .0 | .0 | .0 | .0 | .0 | .0 | .0 | .0 | .0 | .0 |
| **100m/s** | | | | | | | | | | | | | | | | | |
| 合計 (%) | 39.4 | 37.7 | 5.1 | 1.3 | 1.3 | .1 | .3 | .6 | .8 | .4 | .2 | .5 | .0 | .5 | 2.1 | 9.3 | 99.7 |

[註**1**]: 風速介於 **5.0m/s~ 6.0m/s** 佔 **14.0%** 。主風向 **N** 佔 **39.4%** 。

[註**2**]: 風速平均值 **= 5.8m/s** , 風速最大值 **= 14.0m/s** , 其風向爲 **N** 。

[註**3**]: 風速小於**5m/s** 佔 **40.2%**; 介於**5~10m/s** 佔 **53.3%** ; 風速大於**10m/s** 佔 **6.5%**。

[註**4**]: 風向介於 **N~E** 佔 **74.8%**;**E~S** 佔 **2.1%** ;**S~W** 佔 **1.3%** ;**W~N** 佔 **21.5%**; 靜風佔 **.3%** 。

[註**5**]: 資料每小時記錄一次 , 合計 **2157**筆 ( **99.9%**) , 檔名 : **W44WPTW0.1HY** 。

# 表6.8.31　歷年 春季 布袋港測站 W 風速及風向聯合分佈百分比 (%) 統計表

**2007年 3月 1日 0時 ~ 2007年 5月31日23時**

| 風向<br>風速 | N | NNE | NE | ENE | E | ESE | SE | SSE | S | SSW | SW | WSW | W | WNW | NW | NNW | 合計<br>(%) |
|---|---|---|---|---|---|---|---|---|---|---|---|---|---|---|---|---|---|
| **.3m/s** | .4 | .3 | .2 | .1 | .7 | .3 | .3 | .2 | .5 | .3 | .1 | .4 | .2 | .3 | .5 | .2 | 5.0 |
| **1m/s** | 1.6 | 1.5 | 1.0 | .6 | 1.6 | .2 | .6 | .9 | 1.1 | 1.2 | .9 | 1.8 | .3 | .9 | .9 | 1.1 | 16.1 |
| **2m/s** | 2.7 | 2.5 | 1.3 | .3 | .6 | .1 | .1 | .8 | 1.4 | 1.9 | 1.9 | 2.2 | .5 | 1.3 | 1.3 | 2.0 | 21.0 |
| **3m/s** | 3.1 | 2.7 | .5 | .0 | .0 | .0 | .0 | .5 | 1.4 | 1.7 | 1.2 | 1.9 | .7 | .3 | 1.8 | 1.9 | 17.8 |
| **4m/s** | 3.2 | 2.9 | .4 | .1 | .0 | .0 | .1 | .0 | .3 | .6 | .7 | 1.0 | .2 | .0 | .5 | 2.6 | 12.8 |
| **5m/s** | 3.7 | 3.0 | .3 | .0 | .0 | .0 | .0 | .0 | .1 | .0 | .0 | .1 | .0 | .0 | .5 | 1.9 | 9.7 |
| **6m/s** | 2.8 | 1.9 | .1 | .0 | .0 | .0 | .0 | .0 | .1 | .0 | .0 | .0 | .0 | .1 | .1 | 1.4 | 6.5 |
| **7m/s** | 2.3 | 1.3 | .1 | .0 | .0 | .0 | .0 | .0 | .0 | .0 | .0 | .0 | .0 | .0 | .0 | 1.1 | 4.9 |
| **8m/s** | 1.6 | 1.3 | .1 | .0 | .0 | .0 | .0 | .0 | .0 | .0 | .0 | .0 | .0 | .0 | .0 | .4 | 3.6 |
| **10m/s** | .6 | .6 | .2 | .0 | .0 | .0 | .0 | .0 | .0 | .0 | .0 | .0 | .0 | .0 | .0 | .0 | 1.5 |
| **12m/s** | .2 | .2 | .0 | .0 | .0 | .0 | .0 | .0 | .0 | .0 | .0 | .0 | .0 | .0 | .0 | .0 | .4 |
| **14m/s** | .0 | .0 | .0 | .0 | .0 | .0 | .0 | .0 | .0 | .0 | .0 | .0 | .0 | .0 | .0 | .0 | .0 |
| **16m/s** | .0 | .0 | .0 | .0 | .0 | .0 | .0 | .0 | .0 | .0 | .0 | .0 | .0 | .0 | .0 | .0 | .0 |
| **18m/s** | .0 | .0 | .0 | .0 | .0 | .0 | .0 | .0 | .0 | .0 | .0 | .0 | .0 | .0 | .0 | .0 | .0 |
| **20m/s** | .0 | .0 | .0 | .0 | .0 | .0 | .0 | .0 | .0 | .0 | .0 | .0 | .0 | .0 | .0 | .0 | .0 |
| **25m/s** | .0 | .0 | .0 | .0 | .0 | .0 | .0 | .0 | .0 | .0 | .0 | .0 | .0 | .0 | .0 | .0 | .0 |
| **30m/s** | .0 | .0 | .0 | .0 | .0 | .0 | .0 | .0 | .0 | .0 | .0 | .0 | .0 | .0 | .0 | .0 | .0 |
| **35m/s** | .0 | .0 | .0 | .0 | .0 | .0 | .0 | .0 | .0 | .0 | .0 | .0 | .0 | .0 | .0 | .0 | .0 |
| **40m/s** | .0 | .0 | .0 | .0 | .0 | .0 | .0 | .0 | .0 | .0 | .0 | .0 | .0 | .0 | .0 | .0 | .0 |
| **100m/s** | | | | | | | | | | | | | | | | | |
| 合計 (%) | 22.3 | 18.2 | 4.2 | 1.2 | 2.9 | .6 | 1.1 | 2.6 | 4.9 | 5.8 | 5.0 | 7.4 | 1.9 | 2.9 | 5.7 | 12.6 | 99.2 |

[註**1**]: 風速介於 **2.0m/s~ 3.0m/s** 佔 **21.0%** 。主風向 **N** 佔 **22.3%** 。

[註**2**]: 風速平均值 **= 3.8m/s** , 風速最大值 **= 14.2m/s** , 其風向爲 **N** 。

[註**3**]: 風速小於**5m/s** 佔 **73.4%**; 介於**5~10m/s** 佔 **24.7%** ; 風速大於**10m/s** 佔 **1.9%**。

[註**4**]: 風向介於 **N~E** 佔 **39.7%**;**E~S** 佔 **8.2%** ;**S~W** 佔 **21.9%** ;**W~N** 佔 **29.4%**; 靜風佔 **.8%** 。

[註**5**]: 資料每小時記錄一次 , 合計 **2206**筆 ( **99.9%**) , 檔名 : **W44NPTW0.1HY** 。

# 表6.8.32　歷年 夏季 布袋港測站 W 風速及風向聯合分佈百分比 (%) 統計表

**2006年 8月11日14時 ~ 2007年 8月31日23時**

| 風向<br>風速 | N | NNE | NE | ENE | E | ESE | SE | SSE | S | SSW | SW | WSW | W | WNW | NW | NNW | 合計<br>(%) |
|---|---|---|---|---|---|---|---|---|---|---|---|---|---|---|---|---|---|
| **.3m/s** | .1 | .2 | .1 | .2 | .7 | .1 | .4 | .7 | .5 | .4 | .4 | .8 | .3 | .3 | .4 | .3 | 6.0 |
| **1m/s** | .7 | .8 | .5 | .6 | 2.1 | .1 | 1.6 | 2.2 | 1.9 | 1.9 | 1.7 | 2.8 | 1.0 | 1.1 | 1.2 | .9 | 21.0 |
| **2m/s** | 1.0 | 1.0 | .4 | .3 | 1.1 | .3 | .5 | 2.2 | 3.2 | 3.1 | 2.3 | 3.0 | 1.0 | 1.5 | 1.7 | 1.2 | 23.6 |
| **3m/s** | 1.0 | .6 | .1 | .0 | .1 | .1 | .3 | 1.7 | 4.4 | 2.7 | 2.1 | 2.5 | .7 | .8 | 1.3 | 1.7 | 20.5 |
| **4m/s** | .6 | .4 | .0 | .1 | .0 | .0 | .2 | 1.1 | 3.2 | 1.9 | 1.0 | 1.9 | .4 | .1 | .9 | 1.4 | 13.2 |
| **5m/s** | .4 | .2 | .0 | .0 | .0 | .0 | .0 | .8 | 2.0 | 1.6 | .5 | .4 | .0 | .1 | .4 | 1.1 | 7.5 |
| **6m/s** | .3 | .0 | .0 | .0 | .0 | .0 | .0 | .5 | 1.2 | .7 | .5 | .0 | .0 | .0 | .0 | .3 | 3.5 |
| **7m/s** | .4 | .0 | .0 | .0 | .0 | .0 | .0 | .5 | .7 | .5 | .3 | .1 | .0 | .0 | .0 | .2 | 2.7 |
| **8m/s** | .0 | .0 | .0 | .0 | .0 | .0 | .0 | .1 | .3 | .4 | .1 | .0 | .0 | .0 | .0 | .0 | 1.0 |
| **10m/s** | .0 | .0 | .0 | .0 | .0 | .0 | .0 | .0 | .0 | .3 | .0 | .1 | .0 | .0 | .0 | .0 | .5 |
| **12m/s** | .0 | .0 | .0 | .0 | .0 | .0 | .0 | .0 | .0 | .0 | .0 | .0 | .0 | .0 | .0 | .0 | .1 |
| **14m/s** | .0 | .0 | .0 | .0 | .0 | .0 | .0 | .0 | .0 | .0 | .0 | .0 | .0 | .0 | .0 | .0 | .0 |
| **16m/s** | .0 | .0 | .0 | .0 | .0 | .0 | .0 | .0 | .0 | .0 | .0 | .0 | .0 | .0 | .0 | .0 | .0 |
| **18m/s** | .0 | .0 | .0 | .0 | .0 | .0 | .0 | .0 | .0 | .0 | .0 | .0 | .0 | .0 | .0 | .0 | .0 |
| **20m/s** | .0 | .0 | .0 | .0 | .0 | .0 | .0 | .0 | .0 | .0 | .0 | .0 | .0 | .0 | .0 | .0 | .0 |
| **25m/s** | .0 | .0 | .0 | .0 | .0 | .0 | .0 | .0 | .0 | .0 | .0 | .0 | .0 | .0 | .0 | .0 | .0 |
| **30m/s** | .0 | .0 | .0 | .0 | .0 | .0 | .0 | .0 | .0 | .0 | .0 | .0 | .0 | .0 | .0 | .0 | .0 |
| **35m/s** | .0 | .0 | .0 | .0 | .0 | .0 | .0 | .0 | .0 | .0 | .0 | .0 | .0 | .0 | .0 | .0 | .0 |
| **40m/s** | .0 | .0 | .0 | .0 | .0 | .0 | .0 | .0 | .0 | .0 | .0 | .0 | .0 | .0 | .0 | .0 | .0 |
| **100m/s** | | | | | | | | | | | | | | | | | |
| 合計 (%) | 4.7 | 3.2 | 1.2 | 1.1 | 4.1 | .7 | 3.0 | 9.9 | 17.3 | 13.6 | 8.8 | 11.7 | 3.5 | 3.9 | 5.8 | 7.1 | 99.5 |

[註**1**]: 風速介於 **2.0m/s~ 3.0m/s** 佔 **23.6%** 。主風向 **S** 佔 **17.3%** 。

[註**2**]: 風速平均值 **= 3.2m/s** , 風速最大值 **= 13.8m/s** , 其風向爲 **W** 。

[註**3**]: 風速小於**5m/s** 佔 **84.7%**; 介於**5~10m/s** 佔 **14.7%** ; 風速大於**10m/s** 佔 **.6%**。

[註**4**]: 風向介於 **N~E** 佔 **10.8%**;**E~S** 佔 **24.6%** ;**S~W** 佔 **44.2%** ;**W~N** 佔 **19.9%**; 靜風佔 **.5%** 。

[註**5**]: 資料每小時記錄一次 , 合計 **2695**筆 ( **91.3%**) , 檔名 : **W44SPTW0.1HY** 。

# 表6.8.33　歷年 秋季 布袋港測站 W 風速及風向聯合分佈百分比 (%) 統計表

**2006年 9月 1日 0時 ~ 2007年11月30日23時**

| 風向<br>風速 | N | NNE | NE | ENE | E | ESE | SE | SSE | S | SSW | SW | WSW | W | WNW | NW | NNW | 合計<br>(%) |
|---|---|---|---|---|---|---|---|---|---|---|---|---|---|---|---|---|---|
| **.3m/s** | .3 | .3 | .3 | .3 | .4 | .0 | .2 | .4 | .2 | .2 | .2 | .1 | .0 | .0 | .1 | .2 | 3.1 |
| **1m/s** | 1.1 | 1.7 | 1.1 | .3 | 1.0 | .1 | .6 | .9 | .9 | .3 | .3 | .4 | .1 | .4 | .6 | .7 | 10.5 |
| **2m/s** | 3.0 | 3.5 | 1.9 | .6 | .3 | .1 | .3 | .6 | 1.2 | .7 | .6 | .9 | .1 | .3 | .5 | 1.6 | 16.1 |
| **3m/s** | 3.8 | 4.7 | 1.1 | .1 | .1 | .0 | .1 | .4 | 1.2 | .5 | .6 | .6 | .1 | .1 | .7 | 1.5 | 15.3 |
| **4m/s** | 3.9 | 4.6 | .8 | .0 | .0 | .0 | .0 | .2 | .8 | .2 | .1 | .3 | .0 | .1 | .4 | 2.0 | 13.3 |
| **5m/s** | 4.6 | 5.0 | .5 | .0 | .0 | .0 | .0 | .1 | .3 | .0 | .0 | .1 | .0 | .0 | .2 | 2.3 | 13.1 |
| **6m/s** | 3.6 | 3.5 | .2 | .0 | .0 | .0 | .0 | .0 | .1 | .0 | .0 | .0 | .0 | .0 | .2 | 1.9 | 9.5 |
| **7m/s** | 2.9 | 2.1 | .1 | .0 | .0 | .0 | .0 | .0 | .0 | .0 | .0 | .0 | .0 | .0 | .1 | 1.0 | 6.2 |
| **8m/s** | 3.7 | 3.0 | .1 | .0 | .0 | .0 | .0 | .0 | .0 | .0 | .0 | .0 | .0 | .0 | .0 | .5 | 7.3 |
| **10m/s** | 1.7 | .9 | .1 | .0 | .0 | .0 | .0 | .0 | .0 | .0 | .0 | .1 | .1 | .1 | .0 | .1 | 3.0 |
| **12m/s** | .4 | .3 | .0 | .0 | .0 | .0 | .0 | .0 | .0 | .0 | .0 | .0 | .0 | .0 | .0 | .1 | .8 |
| **14m/s** | .1 | .2 | .0 | .0 | .0 | .0 | .0 | .0 | .0 | .0 | .0 | .0 | .0 | .0 | .1 | .1 | .4 |
| **16m/s** | .2 | .2 | .0 | .0 | .0 | .0 | .0 | .0 | .0 | .0 | .0 | .0 | .0 | .0 | .1 | .1 | .5 |
| **18m/s** | .1 | .0 | .0 | .0 | .0 | .0 | .0 | .0 | .0 | .0 | .0 | .0 | .0 | .0 | .0 | .1 | .2 |
| **20m/s** | .0 | .0 | .0 | .0 | .0 | .0 | .0 | .0 | .0 | .0 | .0 | .0 | .0 | .0 | .0 | .0 | .0 |
| **25m/s** | .0 | .0 | .0 | .0 | .0 | .0 | .0 | .0 | .0 | .0 | .0 | .0 | .0 | .0 | .0 | .0 | .0 |
| **30m/s** | .0 | .0 | .0 | .0 | .0 | .0 | .0 | .0 | .0 | .0 | .0 | .0 | .0 | .0 | .0 | .0 | .0 |
| **35m/s** | .0 | .0 | .0 | .0 | .0 | .0 | .0 | .0 | .0 | .0 | .0 | .0 | .0 | .0 | .0 | .0 | .0 |
| **40m/s** | .0 | .0 | .0 | .0 | .0 | .0 | .0 | .0 | .0 | .0 | .0 | .0 | .0 | .0 | .0 | .0 | .0 |
| **100m/s** | | | | | | | | | | | | | | | | | |
| 合計 (%) | 29.4 | 29.9 | 6.1 | 1.5 | 1.7 | .2 | 1.1 | 2.5 | 4.7 | 1.9 | 1.8 | 2.4 | .4 | 1.0 | 2.9 | 12.0 | 99.3 |

[註1]: 風速介於 **2.0m/s~ 3.0m/s** 佔 **16.1%** 。主風向 **NNE** 佔 **29.9%** 。

[註2]: 風速平均值 = **4.8m/s** , 風速最大值 = **19.6m/s** , 其風向爲 **N** 。

[註3]: 風速小於**5m/s** 佔 **59.0%**; 介於**5~10m/s** 佔 **36.1%** ; 風速大於**10m/s** 佔 **4.9%**。

[註4]: 風向介於 **N~E** 佔 **59.2%**;**E~S** 佔 **7.7%** ;**S~W** 佔 **7.8%** ;**W~N** 佔 **24.6%**; 靜風佔 **.7%** 。

[註5]: 資料每小時記錄一次 , 合計 **3777**筆 ( **86.5%**) , 檔名 : **W44FPTW0.1HY** 。

# 表6.8.34　歷年 布袋港測站 W 風速及風向聯合分佈百分比 (%) 統計表

**2006年 8月11日14時 ~ 2007年11月30日23時**

| 風向<br>風速 | N | NNE | NE | ENE | E | ESE | SE | SSE | S | SSW | SW | WSW | W | WNW | NW | NNW | 合計<br>(%) |
|---|---|---|---|---|---|---|---|---|---|---|---|---|---|---|---|---|---|
| **.3m/s** | .2 | .2 | .2 | .2 | .5 | .1 | .2 | .4 | .3 | .2 | .2 | .3 | .1 | .2 | .3 | .2 | 3.9 |
| **1m/s** | 1.0 | 1.2 | .8 | .5 | 1.3 | .1 | .8 | 1.1 | 1.0 | .9 | .7 | 1.2 | .3 | .6 | .7 | .7 | 13.1 |
| **2m/s** | 2.4 | 2.6 | 1.3 | .4 | .6 | .1 | .2 | .9 | 1.5 | 1.5 | 1.2 | 1.5 | .4 | .8 | 1.0 | 1.5 | 17.8 |
| **3m/s** | 2.9 | 3.1 | .7 | .1 | .1 | .0 | .1 | .7 | 1.8 | 1.2 | 1.0 | 1.2 | .4 | .3 | 1.0 | 1.5 | 16.1 |
| **4m/s** | 3.1 | 3.4 | .6 | .1 | .0 | .0 | .1 | .3 | 1.1 | .6 | .4 | .8 | .2 | .1 | .5 | 1.9 | 13.1 |
| **5m/s** | 3.4 | 3.7 | .3 | .0 | .0 | .0 | .0 | .2 | .6 | .4 | .1 | .2 | .0 | .0 | .3 | 1.9 | 11.2 |
| **6m/s** | 3.2 | 2.7 | .1 | .0 | .0 | .0 | .0 | .1 | .3 | .2 | .1 | .0 | .0 | .0 | .1 | 1.3 | 8.2 |
| **7m/s** | 2.8 | 1.9 | .1 | .0 | .0 | .0 | .0 | .1 | .2 | .1 | .1 | .0 | .0 | .0 | .1 | .9 | 6.3 |
| **8m/s** | 3.0 | 2.4 | .1 | .0 | .0 | .0 | .0 | .0 | .1 | .1 | .0 | .0 | .0 | .0 | .0 | .4 | 6.2 |
| **10m/s** | 1.3 | .9 | .1 | .0 | .0 | .0 | .0 | .0 | .0 | .1 | .0 | .1 | .0 | .0 | .0 | .1 | 2.5 |
| **12m/s** | .3 | .2 | .0 | .0 | .0 | .0 | .0 | .0 | .0 | .0 | .0 | .0 | .0 | .0 | .0 | .0 | .6 |
| **14m/s** | .0 | .1 | .0 | .0 | .0 | .0 | .0 | .0 | .0 | .0 | .0 | .0 | .0 | .0 | .0 | .0 | .2 |
| **16m/s** | .1 | .1 | .0 | .0 | .0 | .0 | .0 | .0 | .0 | .0 | .0 | .0 | .0 | .0 | .0 | .0 | .2 |
| **18m/s** | .0 | .0 | .0 | .0 | .0 | .0 | .0 | .0 | .0 | .0 | .0 | .0 | .0 | .0 | .0 | .0 | .1 |
| **20m/s** | .0 | .0 | .0 | .0 | .0 | .0 | .0 | .0 | .0 | .0 | .0 | .0 | .0 | .0 | .0 | .0 | .0 |
| **25m/s** | .0 | .0 | .0 | .0 | .0 | .0 | .0 | .0 | .0 | .0 | .0 | .0 | .0 | .0 | .0 | .0 | .0 |
| **30m/s** | .0 | .0 | .0 | .0 | .0 | .0 | .0 | .0 | .0 | .0 | .0 | .0 | .0 | .0 | .0 | .0 | .0 |
| **35m/s** | .0 | .0 | .0 | .0 | .0 | .0 | .0 | .0 | .0 | .0 | .0 | .0 | .0 | .0 | .0 | .0 | .0 |
| **40m/s** | .0 | .0 | .0 | .0 | .0 | .0 | .0 | .0 | .0 | .0 | .0 | .0 | .0 | .0 | .0 | .0 | .0 |
| **100m/s** | | | | | | | | | | | | | | | | | |
| 合計 (%) | 23.8 | 22.5 | 4.3 | 1.3 | 2.5 | .4 | 1.4 | 4.0 | 7.1 | 5.3 | 3.9 | 5.3 | 1.4 | 2.0 | 4.0 | 10.4 | 99.4 |

[註**1**]: 風速介於 **2.0m/s~ 3.0m/s** 佔 **17.8%** 。主風向 **N** 佔 **23.8%** 。

[註**2**]: 風速平均值 **= 4.4m/s** , 風速最大值 **= 19.6m/s** , 其風向爲 **N** 。

[註**3**]: 風速小於**5m/s** 佔 **64.6%**; 介於**5~10m/s** 佔 **31.9%** ; 風速大於**10m/s** 佔 **3.5%**。

[註**4**]: 風向介於 **N~E** 佔 **46.3%**;**E~S** 佔 **10.9%** ;**S~W** 佔 **18.4%** ;**W~N** 佔 **23.8%**; 靜風佔 **.6%** 。

[註**5**]: 資料每小時記錄一次 , 合計 **10835**筆 ( **92.7%**) , 檔名 : **W440PTW0.1HY** 。

# 第七章、2007年各港風方塊圖

（基隆港）
（臺北港）
（臺中港）
（安平港）
（高雄港）
（花蓮港）
（蘇澳港）
（布袋港）

# 7.1　2007年基隆港風力方塊圖

Histogram of Wind

2006/12/01-2006/12/25 KL-1 NO= 353( 47%) MEAN= 5.0m/s MAX=15.3m/s(NNW)
N~E:82% E~S: 6% S~W: 3% W~N: 8% Calm: 1% < 5 m/s:50% 5~10:48% 10~15: 2% >15: 0%

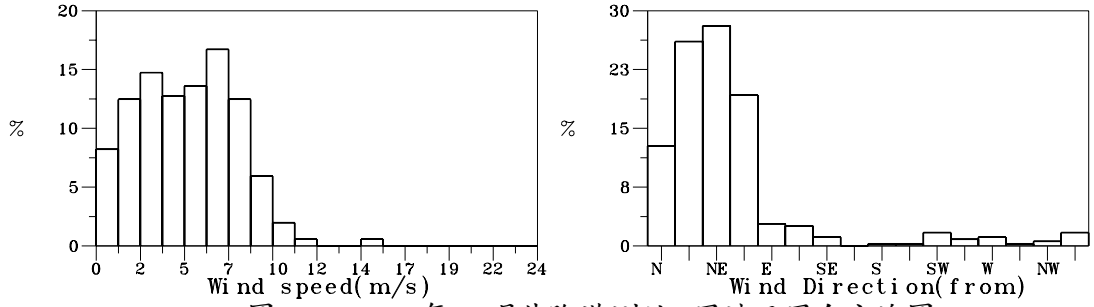


圖7.1.1 2006年12月基隆港測站1風速及風向方塊圖

2007/01/01-2007/01/31 KL-1 NO= 52( 7%) MEAN= 3.3m/s MAX= 9.5m/s( N )
N~E:58% E~S: 8% S~W:19% W~N:13% Calm: 2% < 5 m/s:77% 5~10:23% 10~15: 0% >15: 0%

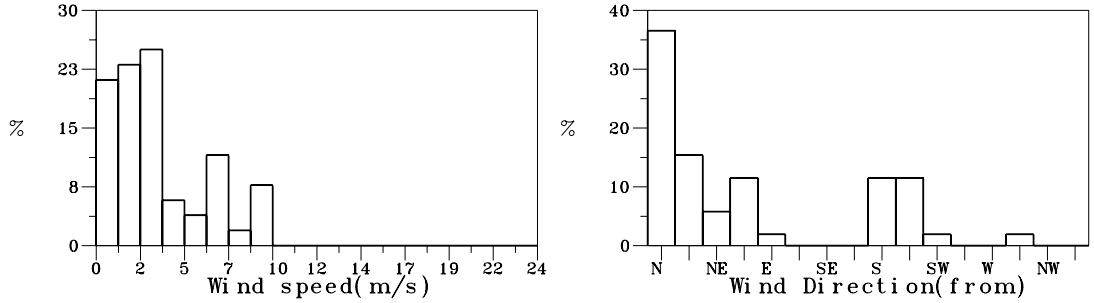


圖7.1.2 2007年 1月基隆港測站1風速及風向方塊圖

2007/02/01-2007/02/28 KL-1 NO= 672(100%) MEAN= 3.2m/s MAX=10.8m/s( N )
N~E:50% E~S: 8% S~W:22% W~N:18% Calm: 2% < 5 m/s:78% 5~10:22% 10~15: 0% >15: 0%

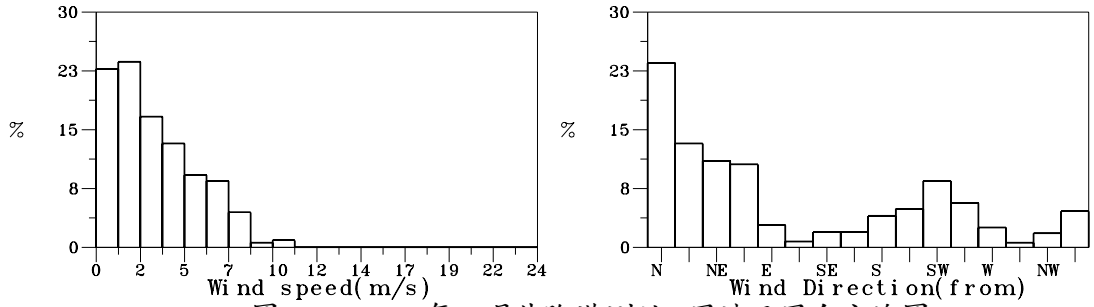


圖7.1.3 2007年 2月基隆港測站1風速及風向方塊圖

2007/03/01-2007/03/31 KL-1 NO= 744(100%) MEAN= 3.5m/s MAX=11.8m/s(NNE)
N~E:53% E~S: 7% S~W:24% W~N:15% Calm: 1% < 5 m/s:72% 5~10:27% 10~15: 1% >15: 0%

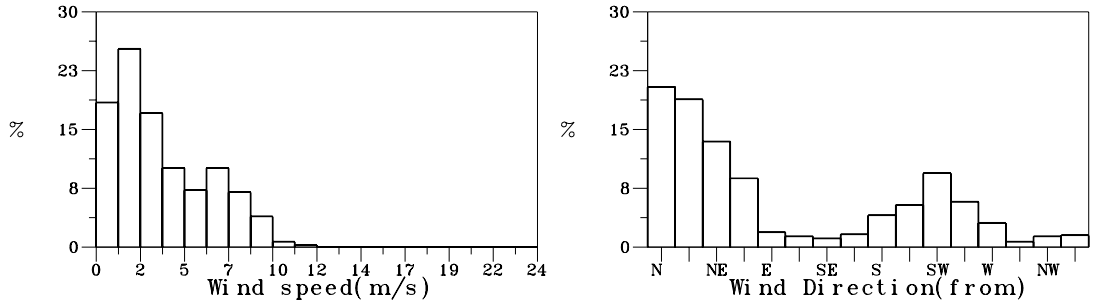


圖7.1.4 2007年 3月基隆港測站1風速及風向方塊圖

| W06CKL10.ISQ | Institute of Harbor & Marine Technology |
|---|---|

HISWB.BAT(PLIWI1BV.FOR) 2008. 9 . 18

Histogram of Wind

2007/04/01-2007/04/30 KL-1 NO= 720(100%) MEAN= 3.5m/s MAX=13.4m/s( N )

N~E:55% E~S: 9% S~W:19% W~N:16% Calm: 1% < 5 m/s:74% 5~10:24% 10~15: 2% >15: 0%

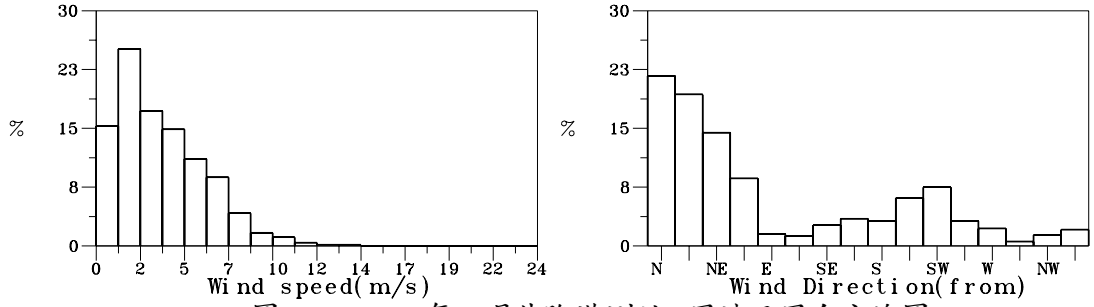


圖7.1.5 2007年 4月基隆港測站1風速及風向方塊圖

2007/05/01-2007/05/31 KL-1 NO= 744(100%) MEAN= 2.3m/s MAX= 8.5m/s( NE)

N~E:40% E~S:13% S~W:34% W~N:11% Calm: 2% < 5 m/s:94% 5~10: 6% 10~15: 0% >15: 0%

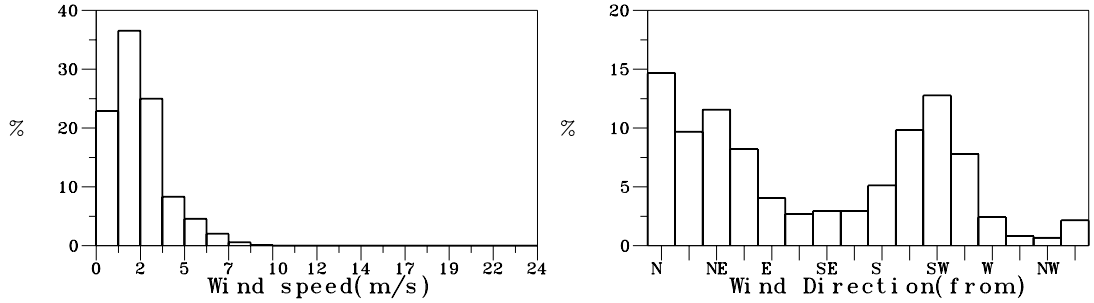


圖7.1.6 2007年 5月基隆港測站1風速及風向方塊圖

2007/06/01-2007/06/30 KL-1 NO= 720(100%) MEAN= 1.7m/s MAX= 6.9m/s(ENE)

N~E:38% E~S: 8% S~W:33% W~N:18% Calm: 3% < 5 m/s:99% 5~10: 1% 10~15: 0% >15: 0%

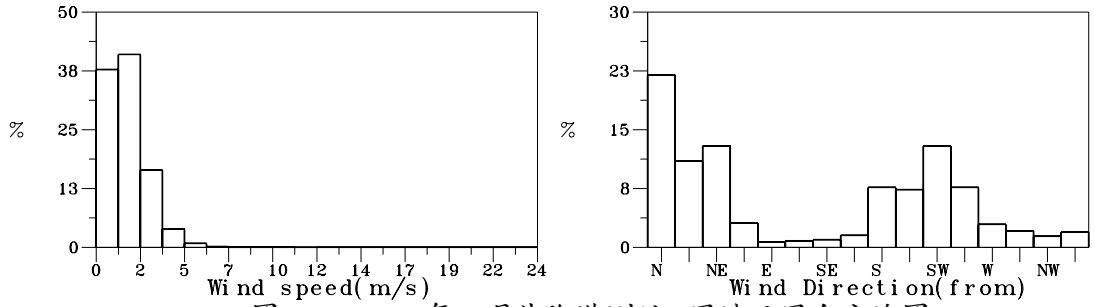


圖7.1.7 2007年 6月基隆港測站1風速及風向方塊圖

2007/07/01-2007/07/31 KL-1 NO= 744(100%) MEAN= 2.4m/s MAX= 6.6m/s( NW)

N~E:31% E~S: 9% S~W:49% W~N:10% Calm: 1% < 5 m/s:97% 5~10: 3% 10~15: 0% >15: 0%

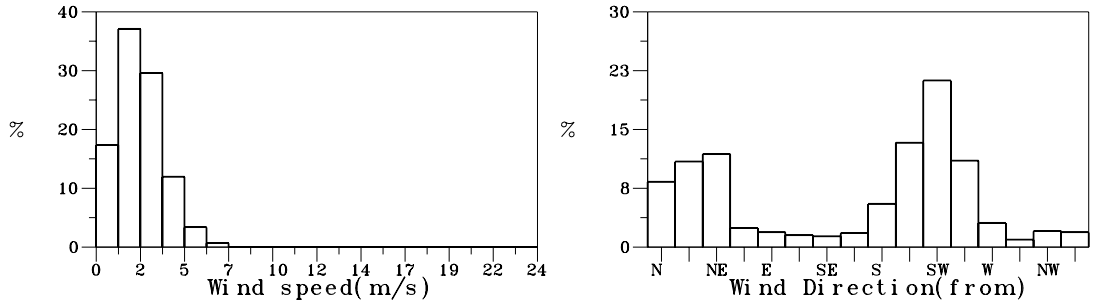


圖7.1.8 2007年 7月基隆港測站1風速及風向方塊圖

| W074KL10.ISQ | Institute of Harbor & Marine Technology |
|---|---|

HISWB.BAT(PLIWI1BV.FOR) 2008. 9 . 18

Histogram of Wind

2007/08/01-2007/08/31 KL-1 NO= 744(100%) MEAN= 3.2m/s MAX=15.2m/s(ESE)
N~E:32% E~S:21% S~W:41% W~N: 5% Calm: 1% < 5 m/s:86% 5~10:11% 10~15: 3% >15: 0%

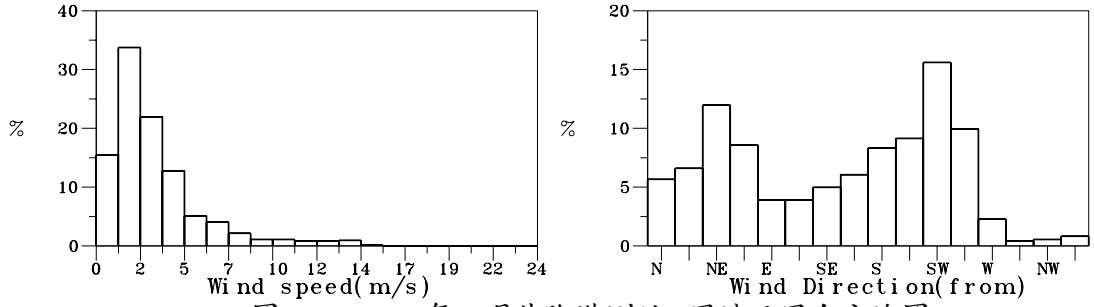


圖7.1.9 2007年 8月基隆港測站1風速及風向方塊圖

2007/09/01-2007/09/30 KL-1 NO= 720(100%) MEAN= 3.7m/s MAX=12.8m/s(NNE)
N~E:60% E~S: 9% S~W:18% W~N:12% Calm: 1% < 5 m/s:77% 5~10:20% 10~15: 3% >15: 0%

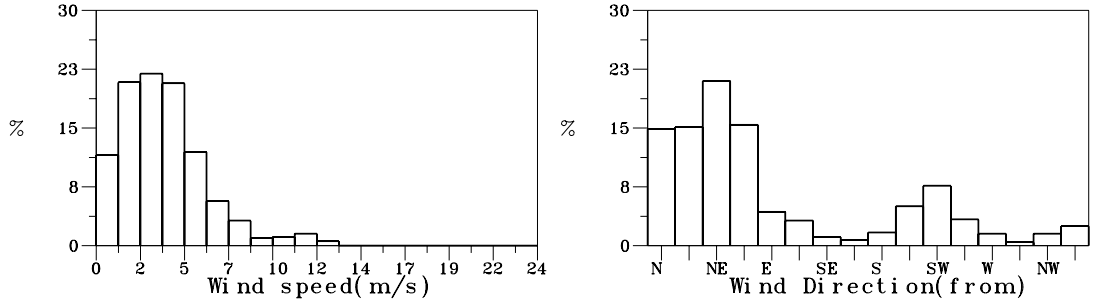


圖7.1.10 2007年 9月基隆港測站1風速及風向方塊圖

2007/10/01-2007/10/29 KL-1 NO= 660( 89%) MEAN= 4.2m/s MAX=26.9m/s( N )
N~E:78% E~S: 5% S~W: 8% W~N: 8% Calm: 1% < 5 m/s:66% 5~10:30% 10~15: 2% >15: 2%

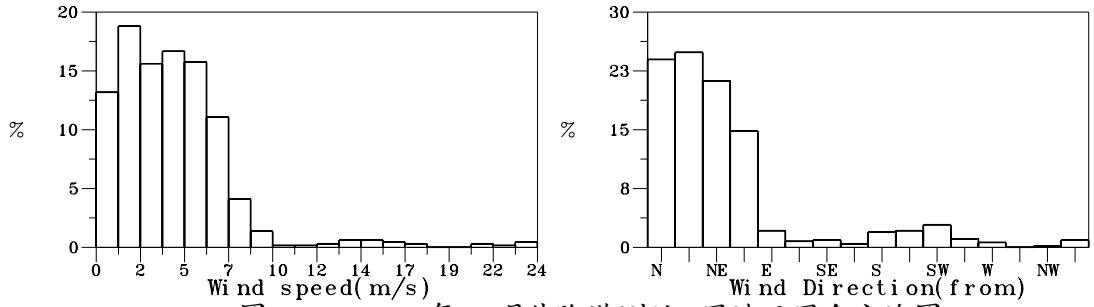


圖7.1.11 2007年10月基隆港測站1風速及風向方塊圖

2007/11/01-2007/11/30 KL-1 NO= 710( 99%) MEAN= 5.8m/s MAX=15.2m/s( N )
N~E:84% E~S: 3% S~W: 0% W~N:11% Calm: 2% < 5 m/s:35% 5~10:55% 10~15:10% >15: 0%

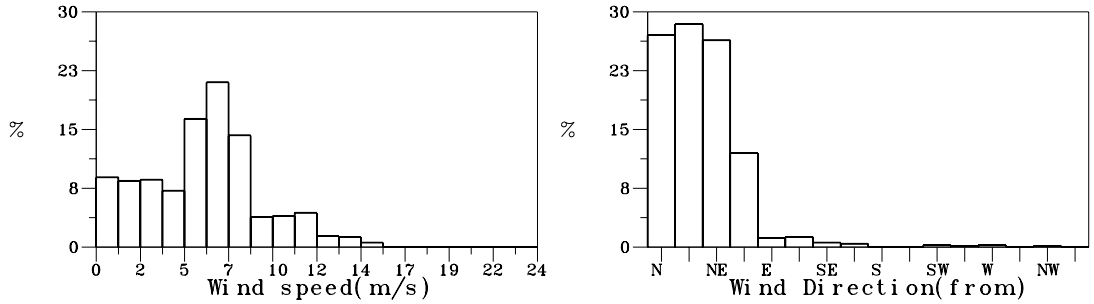


圖7.1.12 2007年11月基隆港測站1風速及風向方塊圖

| W078KL10.ISQ | Institute of Harbor & Marine Technology |
|---|---|

HISWB.BAT(PLIW11BV.FOR) 2008. 9 . 18

Histogram of Wind

2006/12/01-2007/02/28 KL-1 NO= 1077( 50%) MEAN= 3.8m/s MAX=15.3m/s(NNW)

N~E:61% E~S: 7% S~W:16% W~N:15% Calm: 1% < 5 m/s:69% 5~10:30% 10~15: 1% >15: 0%

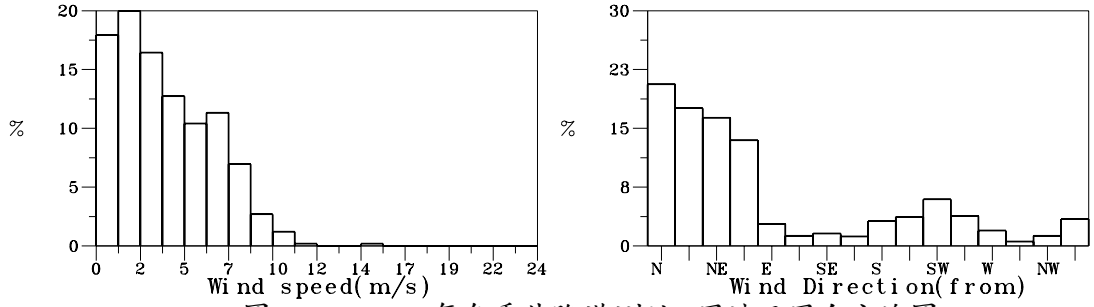


圖7.1.13 2007年冬季基隆港測站1風速及風向方塊圖

2007/03/01-2007/05/31 KL-1 NO= 2208(100%) MEAN= 3.1m/s MAX=13.4m/s( N )

N~E:49% E~S:10% S~W:26% W~N:14% Calm: 1% < 5 m/s:80% 5~10:19% 10~15: 1% >15: 0%

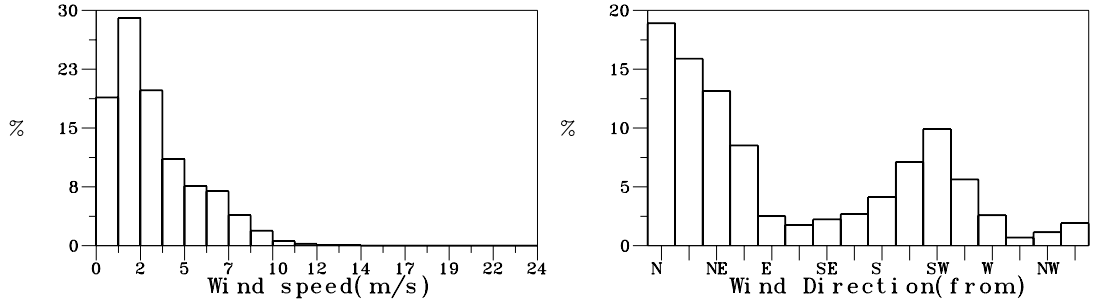


圖7.1.14 2007年春季基隆港測站1風速及風向方塊圖

2007/06/01-2007/08/31 KL-1 NO= 2208(100%) MEAN= 2.4m/s MAX=15.2m/s(ESE)

N~E:34% E~S:13% S~W:40% W~N:11% Calm: 2% < 5 m/s:94% 5~10: 5% 10~15: 1% >15: 0%

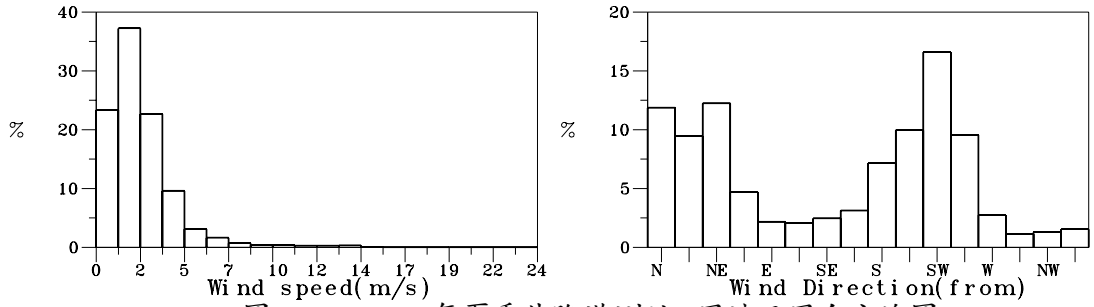


圖7.1.15 2007年夏季基隆港測站1風速及風向方塊圖

2007/09/01-2007/11/30 KL-1 NO= 2090( 96%) MEAN= 4.6m/s MAX=26.9m/s( N )

N~E:75% E~S: 5% S~W: 9% W~N:10% Calm: 1% < 5 m/s:59% 5~10:35% 10~15: 5% >15: 1%

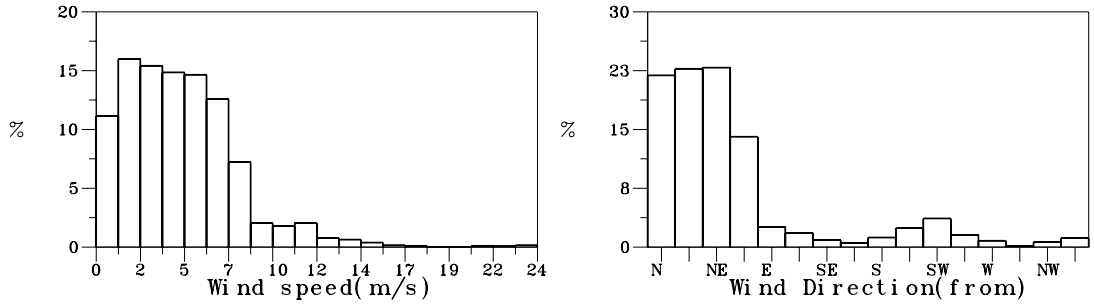


圖7.1.16 2007年秋季基隆港測站1風速及風向方塊圖

| W07WKL10.ISQ | Institute of Harbor & Marine Technology |
|---|---|

HISWB.BAT(PLIWI1BV.FOR) 2008. 9 . 18

Histogram of Wind

2006/12/01-2007/11/30 KL-1 NO= 7583( 87%) MEAN= 3.4m/s MAX=26.9m/s( N )

N~E:54% E~S: 9% S~W:24% W~N:12% Calm: 1% < 5 m/s:77% 5~10:21% 10~15: 2% >15: 0%

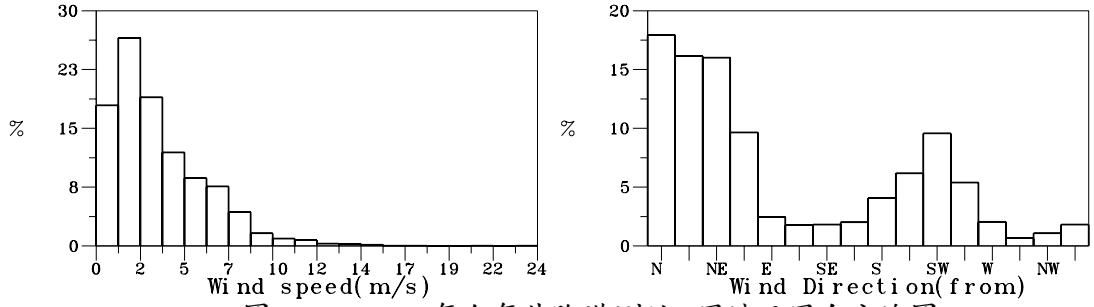


圖7.1.17 2007年全年基隆港測站1風速及風向方塊圖

2002/12/01-2006/12/25 KL-1 NO= 3326( 89%) MEAN= 4.4m/s MAX=15.3m/s(NNW)

N~E:61% E~S:15% S~W:10% W~N:13% Calm: 1% < 5 m/s:60% 5~10:38% 10~15: 2% >15: 0%

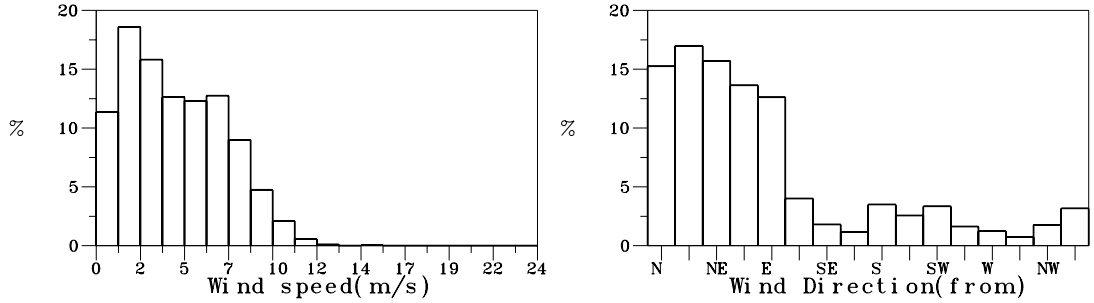


圖7.1.18 歷年12月基隆港測站1風速及風向方塊圖

2003/01/01-2007/01/31 KL-1 NO= 3028( 81%) MEAN= 4.0m/s MAX=15.4m/s(NNE)

N~E:62% E~S: 7% S~W:14% W~N:16% Calm: 1% < 5 m/s:64% 5~10:35% 10~15: 1% >15: 0%

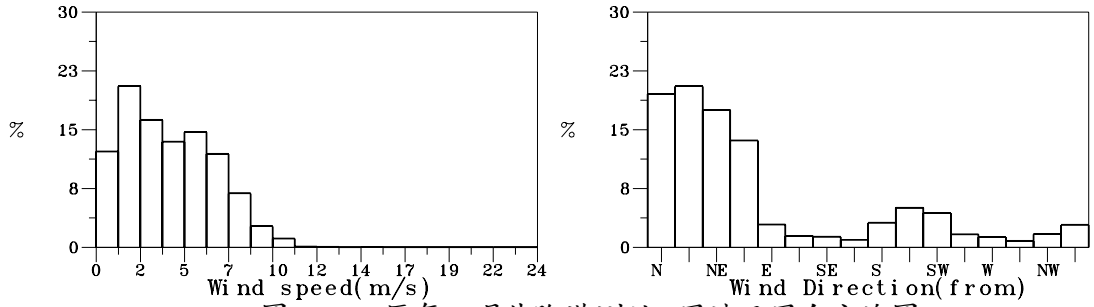


圖7.1.19 歷年 1月基隆港測站1風速及風向方塊圖

2003/02/01-2007/02/28 KL-1 NO= 3292( 97%) MEAN= 3.5m/s MAX=12.7m/s( N )

N~E:61% E~S: 7% S~W:17% W~N:13% Calm: 2% < 5 m/s:73% 5~10:26% 10~15: 1% >15: 0%

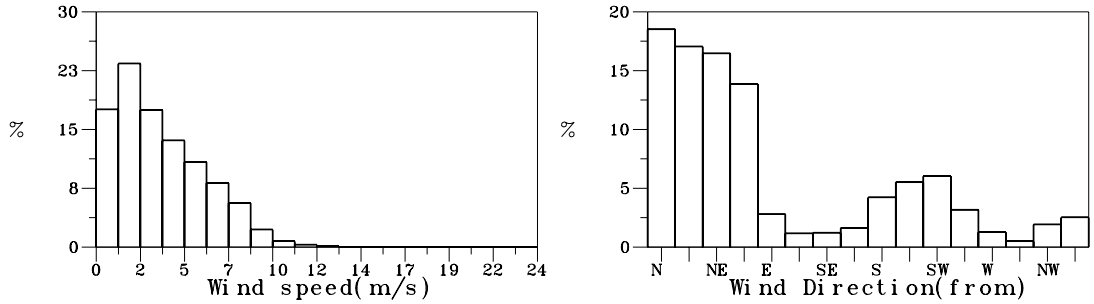


圖7.1.20 歷年 2月基隆港測站1風速及風向方塊圖

| W070KL10.ISQ | Institute of Harbor & Marine Technology |
|---|---|

HISWB.BAT(PLIW11BV.FOR) 2008. 9 . 18

Histogram of Wind

2003/03/01-2007/03/31 KL-1 NO= 3720(100%) MEAN= 3.7m/s MAX=13.9m/s( N )

N~E:59% E~S: 8% S~W:18% W~N:13% Calm: 2% < 5 m/s:73% 5~10:26% 10~15: 1% >15: 0%

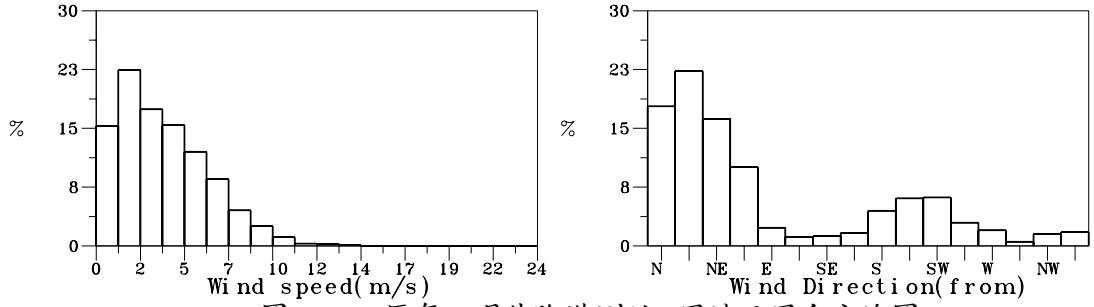


圖7.1.21 歷年 3 月基隆港測站1風速及風向方塊圖

2003/04/01-2007/04/30 KL-1 NO= 3600(100%) MEAN= 2.9m/s MAX=13.4m/s( N )

N~E:55% E~S:11% S~W:21% W~N:11% Calm: 2% < 5 m/s:84% 5~10:16% 10~15: 0% >15: 0%

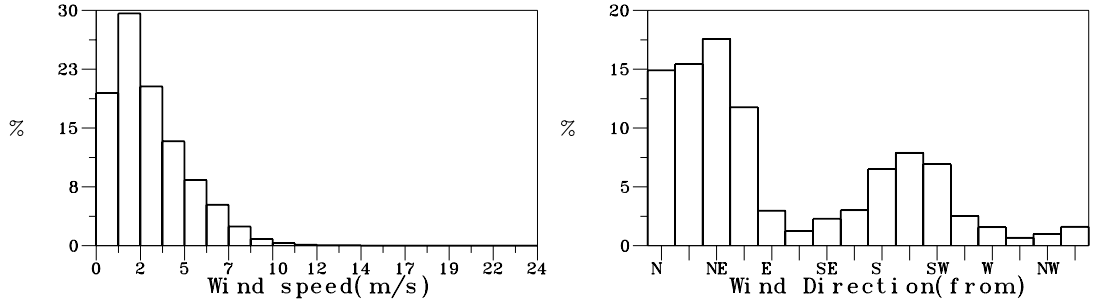


圖7.1.22 歷年 4 月基隆港測站1風速及風向方塊圖

2003/05/01-2007/05/31 KL-1 NO= 3720(100%) MEAN= 2.4m/s MAX=12.3m/s(NNW)

N~E:49% E~S:11% S~W:27% W~N:11% Calm: 2% < 5 m/s:91% 5~10: 9% 10~15: 0% >15: 0%

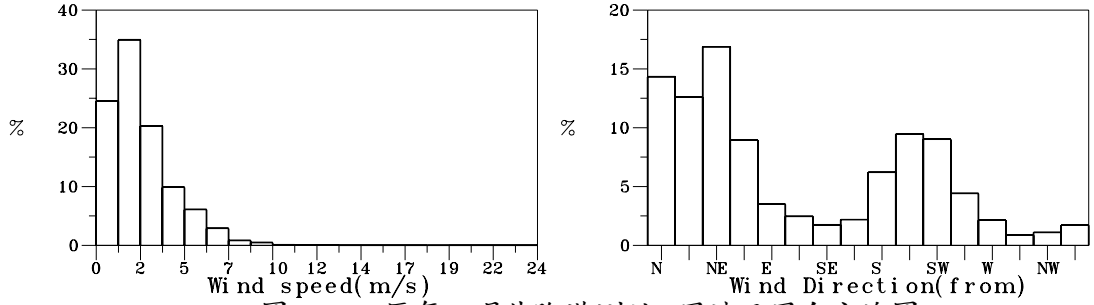


圖7.1.23 歷年 5 月基隆港測站1風速及風向方塊圖

2002/06/24-2007/06/30 KL-1 NO= 3686( 85%) MEAN= 2.1m/s MAX=10.9m/s( NE)

N~E:43% E~S:11% S~W:31% W~N:13% Calm: 2% < 5 m/s:96% 5~10: 4% 10~15: 0% >15: 0%

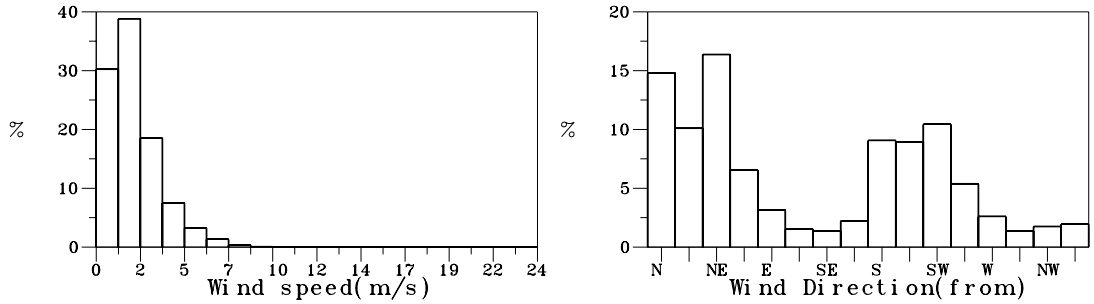


圖7.1.24 歷年 6 月基隆港測站1風速及風向方塊圖

| W443KL10.ISQ | Institute of Harbor & Marine Technology |
|---|---|

HISWB.BAT(PLIWI1BV.FOR) 2008. 9 . 18

Histogram of Wind

2002/07/01-2007/07/31 KL-1 NO= 4422( 99%) MEAN= 2.8m/s MAX=20.1m/s( NE)

N~E:29% E~S:21% S~W:34% W~N:14% Calm: 2% < 5 m/s:87% 5~10:11% 10~15: 2% >15: 0%

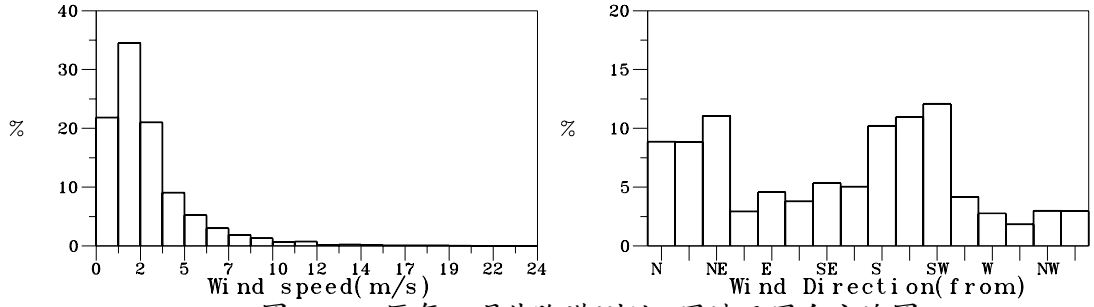


圖7.1.25 歷年 7月基隆港測站1風速及風向方塊圖

2002/08/01-2007/08/31 KL-1 NO= 4464(100%) MEAN= 3.1m/s MAX=20.1m/s( N )

N~E:31% E~S:27% S~W:30% W~N:11% Calm: 1% < 5 m/s:85% 5~10:13% 10~15: 2% >15: 0%

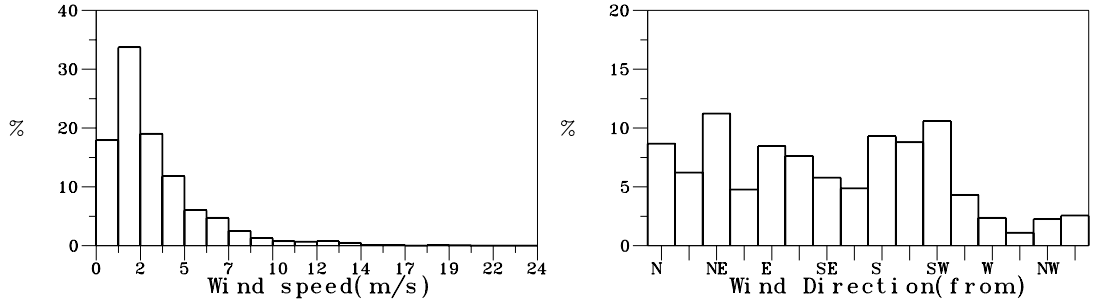


圖7.1.26 歷年 8月基隆港測站1風速及風向方塊圖

2002/09/01-2007/09/30 KL-1 NO= 4289( 99%) MEAN= 3.5m/s MAX=26.1m/s(ENE)

N~E:47% E~S:22% S~W:17% W~N:13% Calm: 1% < 5 m/s:78% 5~10:19% 10~15: 3% >15: 0%

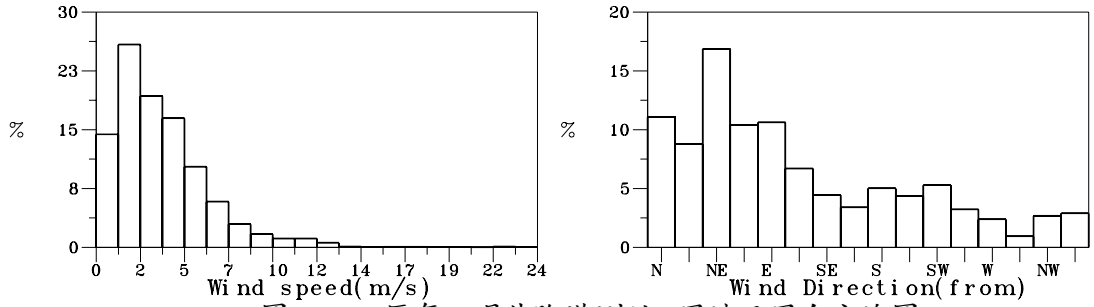


圖7.1.27 歷年 9月基隆港測站1風速及風向方塊圖

2002/10/01-2007/10/29 KL-1 NO= 4379( 98%) MEAN= 4.3m/s MAX=26.9m/s( N )

N~E:68% E~S:15% S~W: 7% W~N: 9% Calm: 1% < 5 m/s:64% 5~10:34% 10~15: 2% >15: 0%

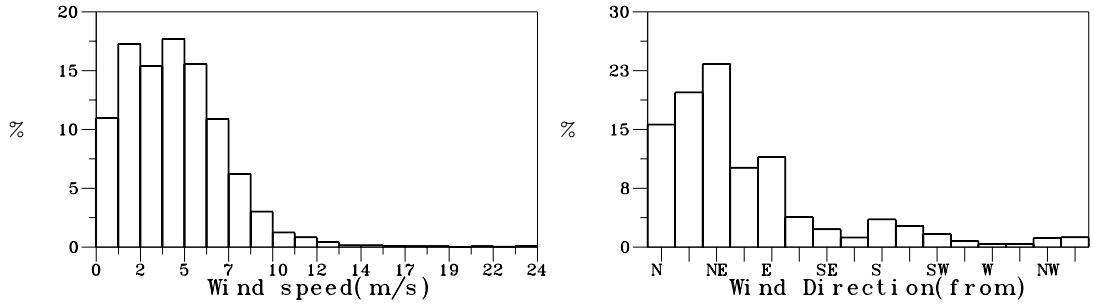


圖7.1.28 歷年10月基隆港測站1風速及風向方塊圖

| W447KL10.ISQ | Institute of Harbor & Marine Technology |
|---|---|

HISWB.BAT(PLIWI1BV.FOR) 2008. 9 . 18

Histogram of Wind

2002/11/01-2007/11/30 KL-1 NO= 4310(100%) MEAN= 4.3m/s MAX=15.2m/s( N )

N~E:67% E~S:15% S~W: 8% W~N: 8% Calm: 2% < 5 m/s:61% 5~10:36% 10~15: 3% >15: 0%

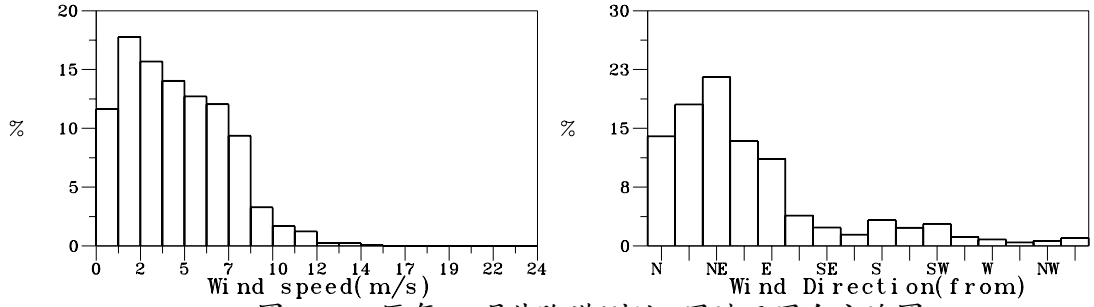


圖7.1.29 歷年11月基隆港測站1風速及風向方塊圖

2002/12/01-2007/02/28 KL-1 NO= 9646( 89%) MEAN= 4.0m/s MAX=15.4m/s(NNE)

N~E:61% E~S:10% S~W:14% W~N:14% Calm: 1% < 5 m/s:66% 5~10:33% 10~15: 1% >15: 0%

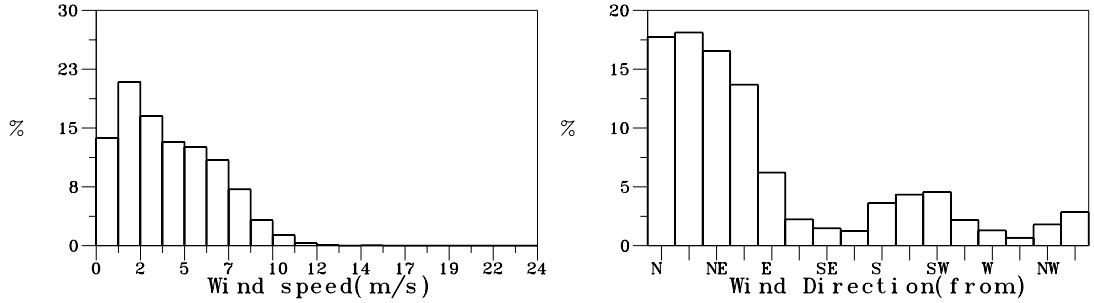


圖7.1.30 歷年冬季基隆港測站1風速及風向方塊圖

2003/03/01-2007/05/31 KL-1 NO= 11040(100%) MEAN= 3.0m/s MAX=13.9m/s( N )

N~E:54% E~S:10% S~W:22% W~N:12% Calm: 2% < 5 m/s:82% 5~10:17% 10~15: 1% >15: 0%

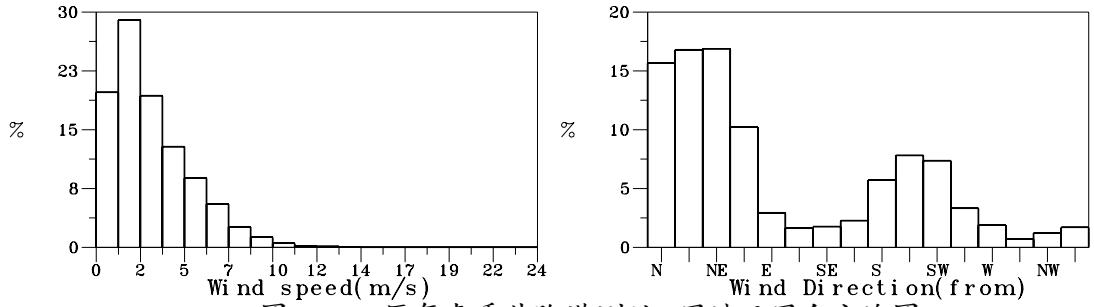


圖7.1.31 歷年春季基隆港測站1風速及風向方塊圖

2002/06/24-2007/08/31 KL-1 NO= 12572( 95%) MEAN= 2.7m/s MAX=20.1m/s( NE)

N~E:33% E~S:20% S~W:32% W~N:13% Calm: 2% < 5 m/s:89% 5~10:10% 10~15: 1% >15: 0%

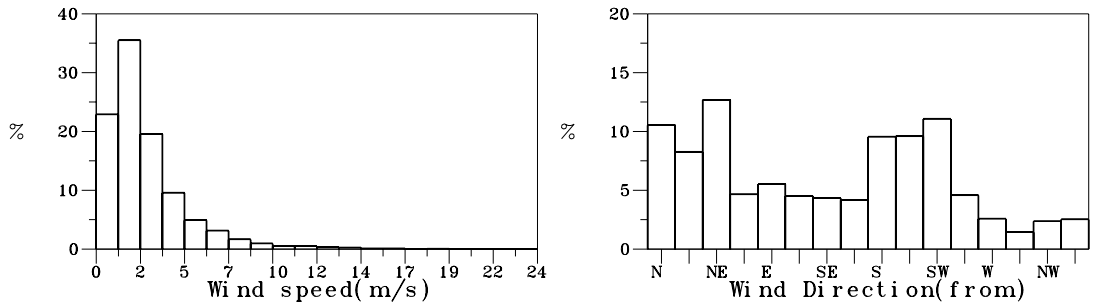


圖7.1.32 歷年夏季基隆港測站1風速及風向方塊圖

| W44BKL10.ISQ | Institute of Harbor & Marine Technology |
|---|---|

HISWB.BAT(PLIW11BV.FOR) 2008. 9 . 18

Histogram of Wind

2002/09/01-2007/11/30 KL-1 NO= 12978( 99%) MEAN= 4.1m/s MAX=26.9m/s( N )
N~E:61% E~S:17% S~W:11% W~N:10% Calm: 1% < 5 m/s:67% 5~10:30% 10~15: 3% >15: 0%

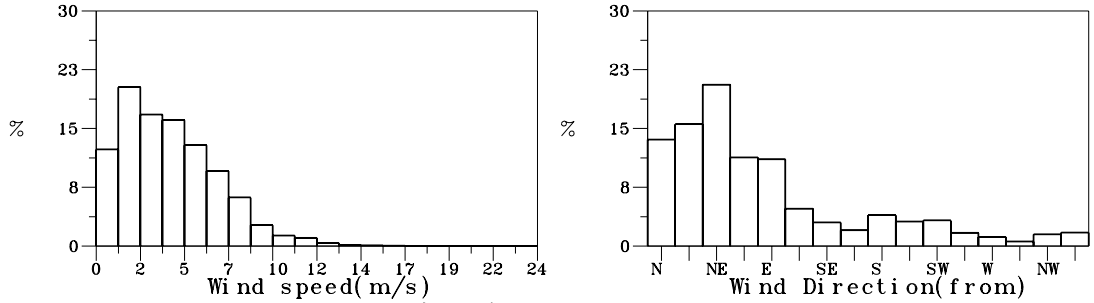


圖7.1.33 歷年秋季基隆港測站1風速及風向方塊圖

2002/06/24-2007/11/30 KL-1 NO= 46236( 96%) MEAN= 3.4m/s MAX=26.9m/s( N )
N~E:51% E~S:15% S~W:20% W~N:12% Calm: 2% < 5 m/s:77% 5~10:22% 10~15: 1% >15: 0%

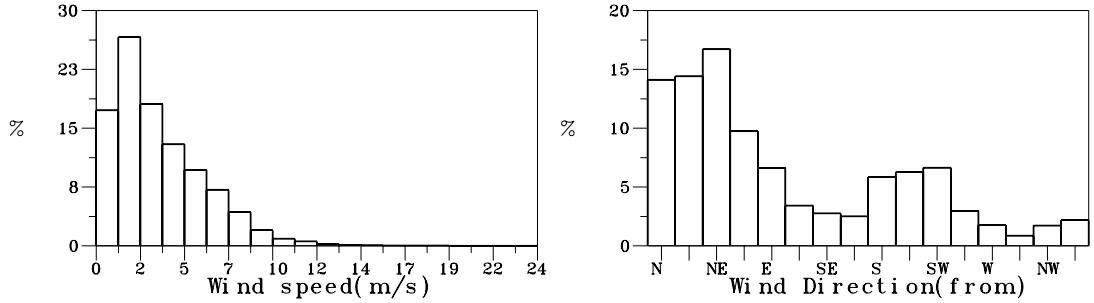


圖7.1.34 歷年全年基隆港測站1風速及風向方塊圖

Histogram of Wind

2006/12/01-2006/12/31 KL-W NO= 730( 98%) MEAN= 4.2m/s MAX=10.2m/s( N )

N~E:83% E~S: 6% S~W: 5% W~N: 4% Calm: 2% < 5 m/s:63% 5~10:37% 10~15: 0% >15: 0%

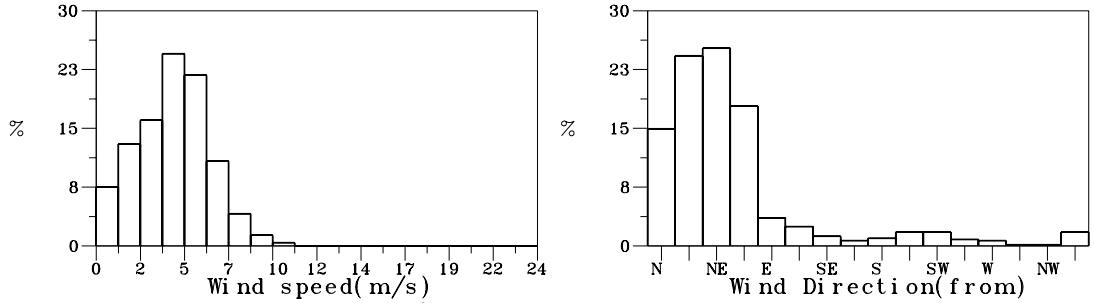


圖 7.1.35 2006年12月基隆港測站 W 風速及風向方塊圖

2007/01/01-2007/01/31 KL-W NO= 742(100%) MEAN= 3.6m/s MAX=10.7m/s( N )

N~E:76% E~S: 3% S~W:12% W~N: 7% Calm: 2% < 5 m/s:74% 5~10:26% 10~15: 0% >15: 0%

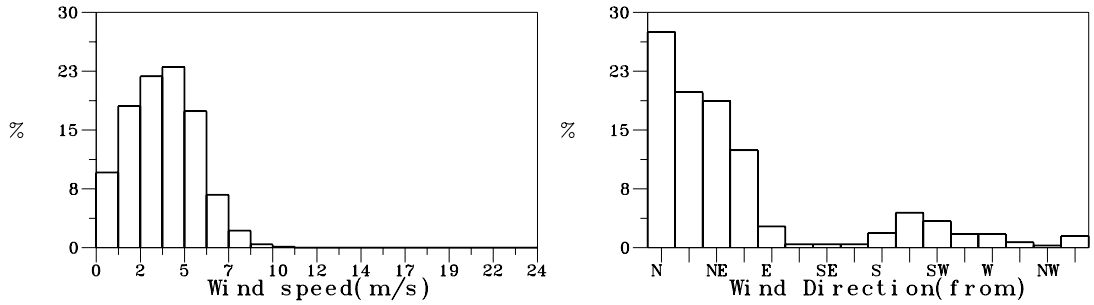


圖 7.1.36 2007年 1月基隆港測站 W 風速及風向方塊圖

2007/02/01-2007/02/28 KL-W NO= 672(100%) MEAN= 2.7m/s MAX= 9.3m/s( N )

N~E:54% E~S: 7% S~W:24% W~N:12% Calm: 3% < 5 m/s:89% 5~10:11% 10~15: 0% >15: 0%

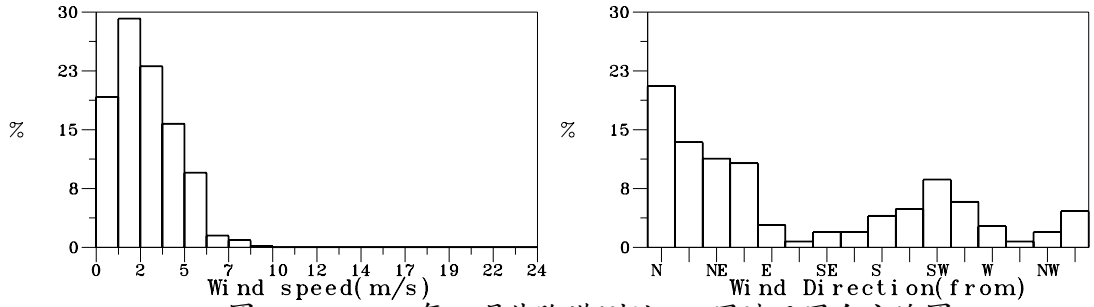


圖 7.1.37 2007年 2月基隆港測站 W 風速及風向方塊圖

2007/03/01-2007/03/31 KL-W NO= 743(100%) MEAN= 2.9m/s MAX= 7.8m/s(NNE)

N~E:57% E~S: 6% S~W:25% W~N: 8% Calm: 4% < 5 m/s:83% 5~10:17% 10~15: 0% >15: 0%

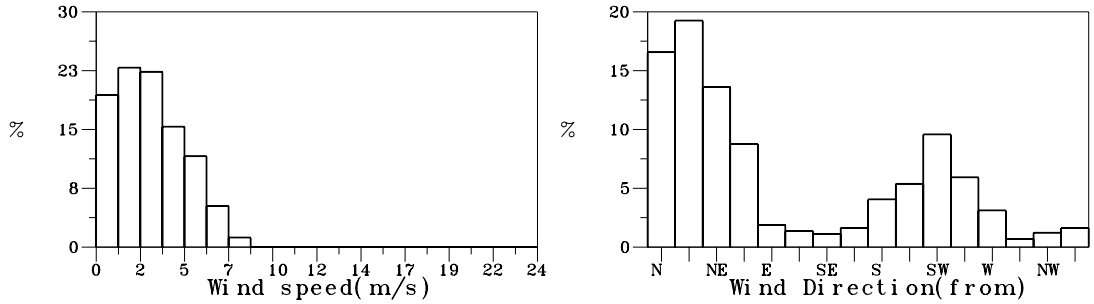


圖 7.1.38 2007年 3月基隆港測站 W 風速及風向方塊圖

| W06CKLW0.ISQ | Institute of Harbor & Marine Technology |
|---|---|

HISWB.BAT(PLIWI1BV.FOR) 2008. 9 . 18

Histogram of Wind

2007/04/01-2007/04/30 KL-W NO= 720(100%) MEAN= 2.7m/s MAX=11.8m/s( N )

N~E:56% E~S:10% S~W:20% W~N: 8% Calm: 6% < 5 m/s:88% 5~10:12% 10~15: 0% >15: 0%

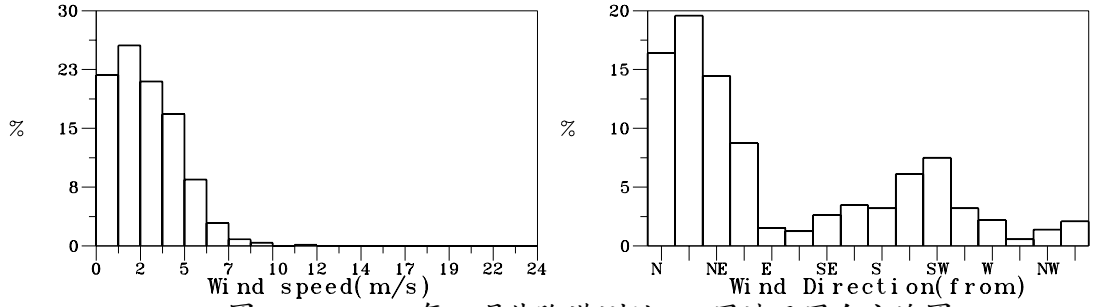


圖7.1.39 2007年 4月基隆港測站 W 風速及風向方塊圖

2007/05/01-2007/05/31 KL-W NO= 744(100%) MEAN= 2.1m/s MAX= 6.5m/s( N )

N~E:38% E~S:12% S~W:37% W~N: 6% Calm: 7% < 5 m/s:98% 5~10: 2% 10~15: 0% >15: 0%

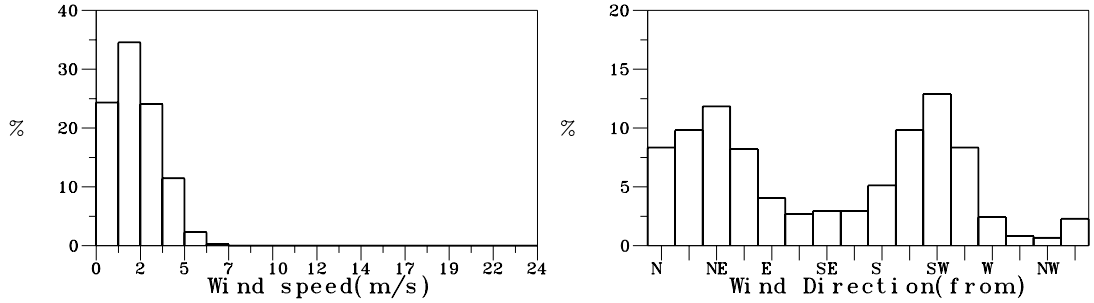


圖7.1.40 2007年 5月基隆港測站 W 風速及風向方塊圖

2007/06/01-2007/06/30 KL-W NO= 710( 99%) MEAN= 1.7m/s MAX= 6.3m/s(NNE)

N~E:36% E~S: 4% S~W:36% W~N:10% Calm:14% < 5 m/s:99% 5~10: 1% 10~15: 0% >15: 0%

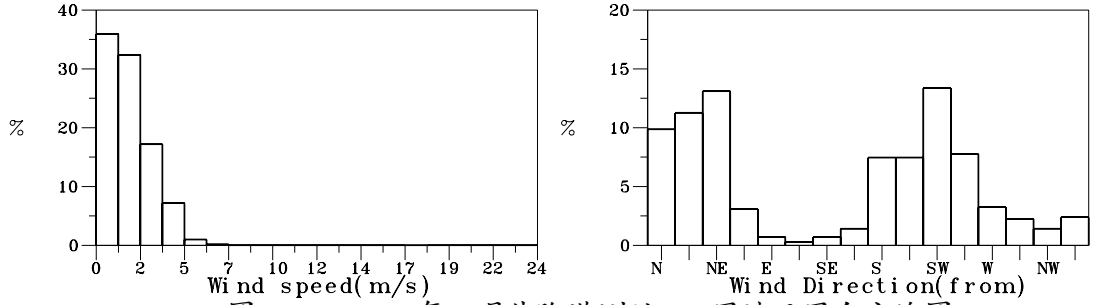


圖7.1.41 2007年 6月基隆港測站 W 風速及風向方塊圖

2007/07/01-2007/07/31 KL-W NO= 742(100%) MEAN= 2.5m/s MAX=11.0m/s( NE)

N~E:30% E~S: 8% S~W:50% W~N: 8% Calm: 4% < 5 m/s:95% 5~10: 5% 10~15: 0% >15: 0%

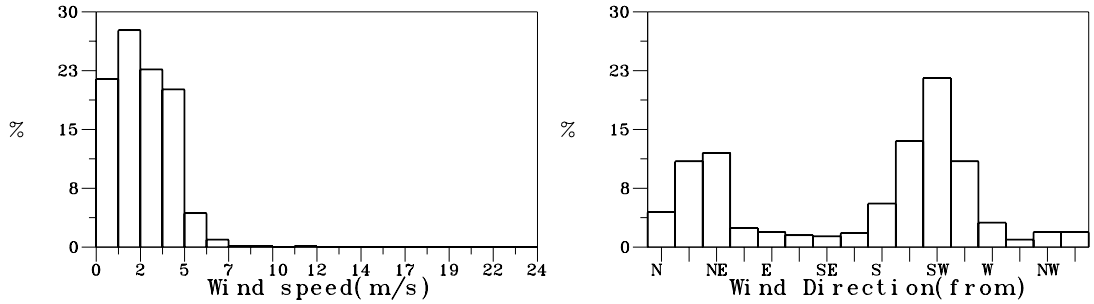


圖7.1.42 2007年 7月基隆港測站 W 風速及風向方塊圖

| W074KLW0.ISQ | Institute of Harbor & Marine Technology |
|---|---|

HISWB.BAT(PLIW11BV.FOR) 2008. 9 . 18

Histogram of Wind

2007/08/01-2007/08/31 KL-W NO= 744(100%) MEAN= 2.9m/s MAX=10.5m/s(ENE)

N~E:32% E~S:19% S~W:42% W~N: 4% Calm: 3% < 5 m/s:85% 5~10:14% 10~15: 1% >15: 0%

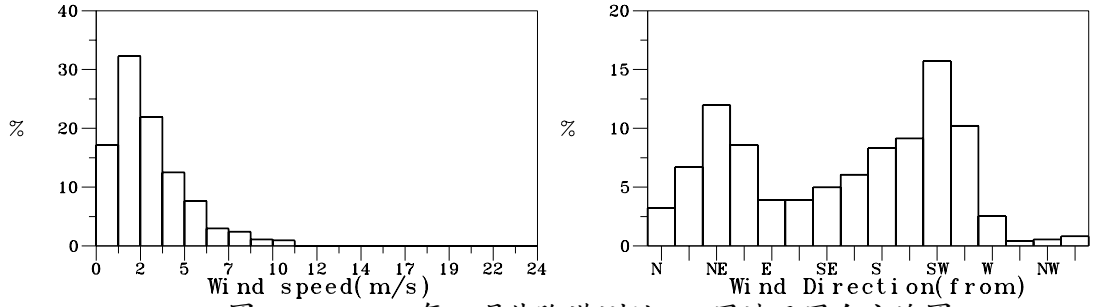


圖 7.1.43 2007年 8 月基隆港測站 W 風速及風向方塊圖

2007/09/01-2007/09/30 KL-W NO= 716( 99%) MEAN= 3.3m/s MAX=10.4m/s( N )

N~E:64% E~S: 8% S~W:18% W~N: 6% Calm: 4% < 5 m/s:84% 5~10:16% 10~15: 0% >15: 0%

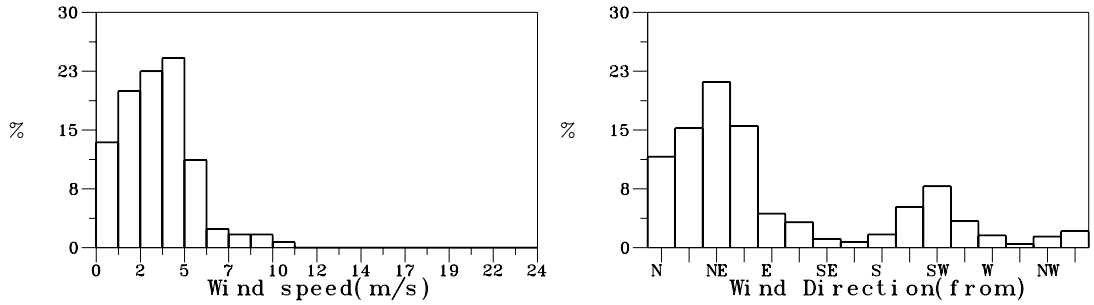


圖 7.1.44 2007年 9 月基隆港測站 W 風速及風向方塊圖

2007/10/01-2007/10/31 KL-W NO= 743(100%) MEAN= 3.9m/s MAX=22.8m/s( N )

N~E:85% E~S: 4% S~W: 7% W~N: 1% Calm: 3% < 5 m/s:77% 5~10:19% 10~15: 2% >15: 2%

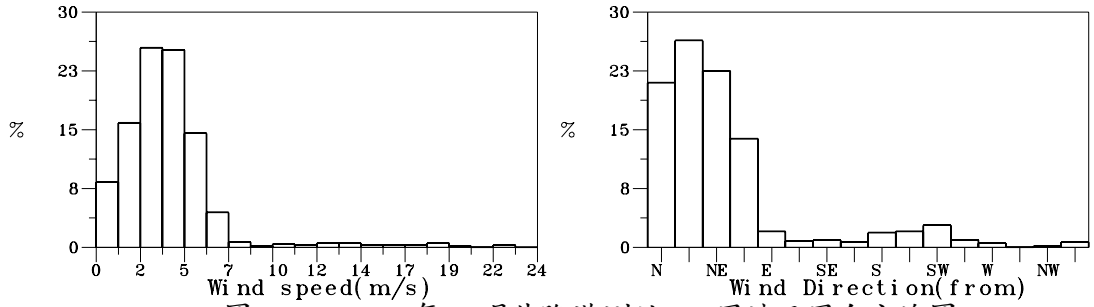


圖 7.1.45 2007年 10 月基隆港測站 W 風速及風向方塊圖

2007/11/01-2007/11/30 KL-W NO= 720(100%) MEAN= 4.8m/s MAX=13.9m/s( N )

N~E:92% E~S: 3% S~W: 1% W~N: 1% Calm: 3% < 5 m/s:53% 5~10:44% 10~15: 3% >15: 0%

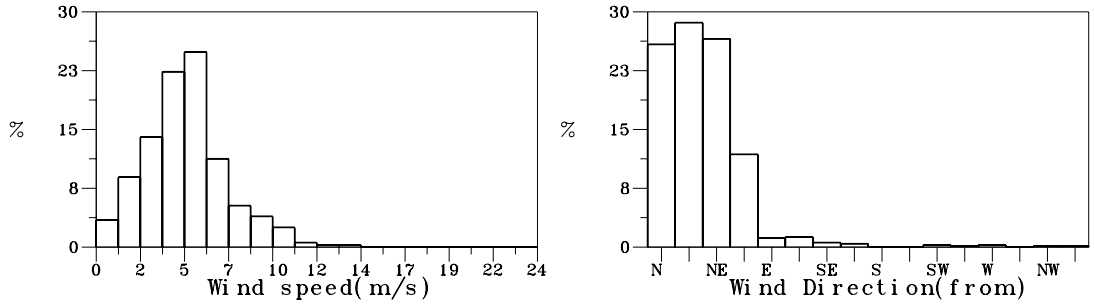


圖 7.1.46 2007年 11 月基隆港測站 W 風速及風向方塊圖

| W078KLW0.ISQ | Institute of Harbor & Marine Technology |
|---|---|

HISWB.BAT(PLIWI1BV.FOR) 2008. 9 . 18

Histogram of Wind

2006/12/01-2007/02/28 KL-W NO= 2144( 99%) MEAN= 3.5m/s MAX=10.7m/s( N )

N~E:73% E~S: 5% S~W:13% W~N: 7% Calm: 2% < 5 m/s:75% 5~10:25% 10~15: 0% >15: 0%

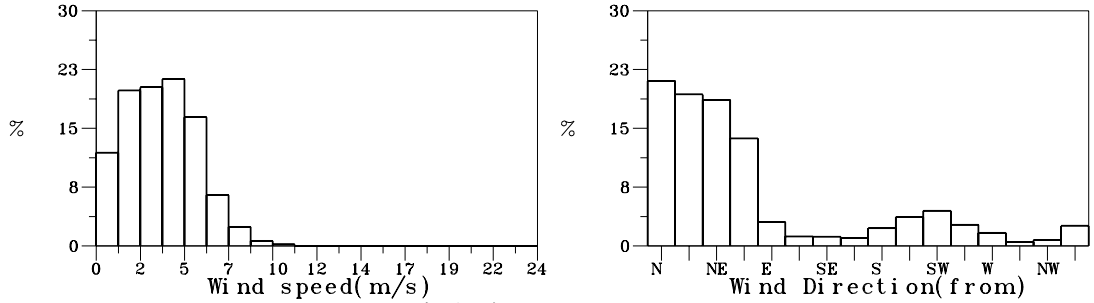


圖7.1.47 2007年冬季基隆港測站 W 風速及風向方塊圖

2007/03/01-2007/05/31 KL-W NO= 2207(100%) MEAN= 2.6m/s MAX=11.8m/s( N )

N~E:50% E~S: 9% S~W:27% W~N: 8% Calm: 6% < 5 m/s:89% 5~10:11% 10~15: 0% >15: 0%

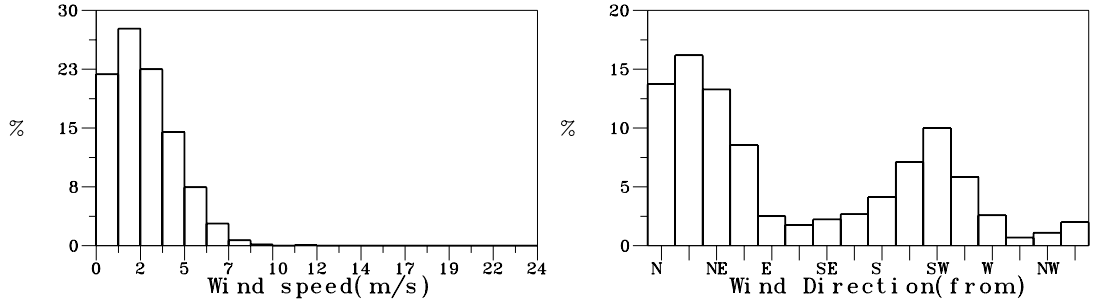


圖7.1.48 2007年春季基隆港測站 W 風速及風向方塊圖

2007/06/01-2007/08/31 KL-W NO= 2196( 99%) MEAN= 2.4m/s MAX=11.0m/s( NE)

N~E:32% E~S:10% S~W:44% W~N: 7% Calm: 7% < 5 m/s:93% 5~10: 7% 10~15: 0% >15: 0%

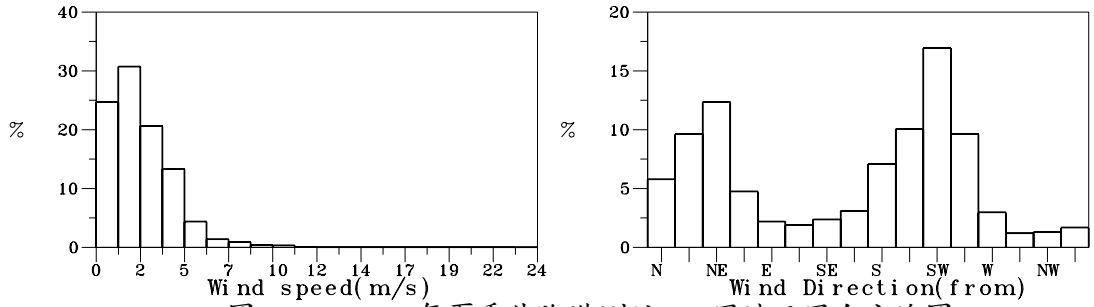


圖7.1.49 2007年夏季基隆港測站 W 風速及風向方塊圖

2007/09/01-2007/11/30 KL-W NO= 2179(100%) MEAN= 4.0m/s MAX=22.8m/s( N )

N~E:80% E~S: 5% S~W: 9% W~N: 3% Calm: 3% < 5 m/s:71% 5~10:26% 10~15: 2% >15: 1%

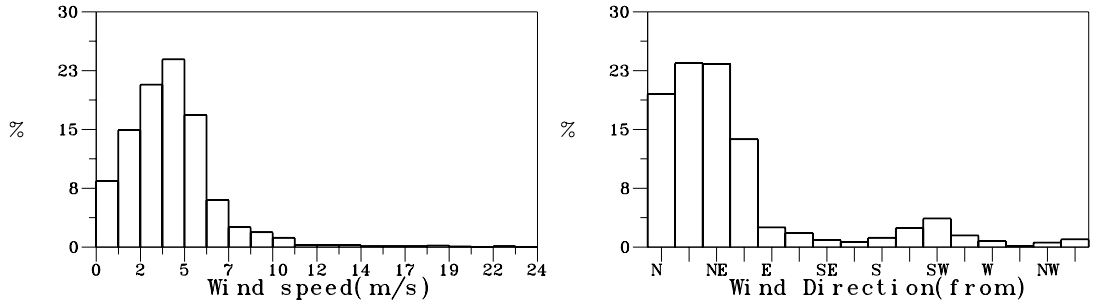


圖7.1.50 2007年秋季基隆港測站 W 風速及風向方塊圖

| W07WKLW0.ISQ | Institute of Harbor & Marine Technology |
|---|---|

HISWB.BAT(PLIW11BV.FOR) 2008. 9 . 18

Histogram of Wind

2006/12/01-2007/11/30 KL-W NO= 8726(100%) MEAN= 3.1m/s MAX=22.8m/s( N )

N~E:59% E~S: 7% S~W:23% W~N: 6% Calm: 5% < 5 m/s:82% 5~10:17% 10~15: 1% >15: 0%

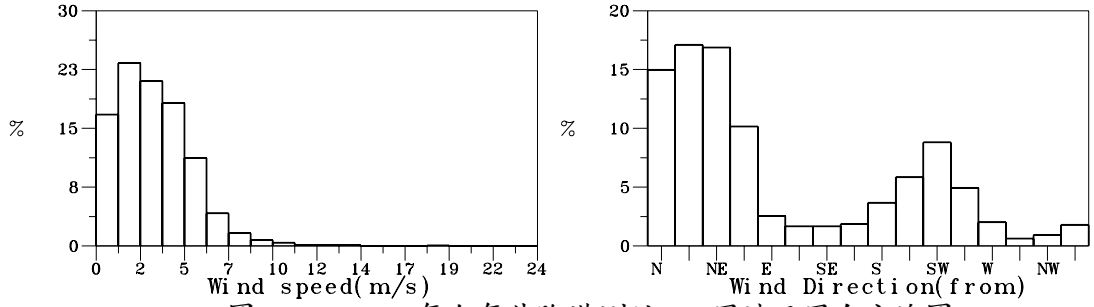


圖7.1.51 2007年全年基隆港測站 W 風速及風向方塊圖

1999/12/01-2006/12/31 KL-W NO= 5912( 99%) MEAN= 3.6m/s MAX=11.2m/s( N )

N~E:67% E~S:14% S~W: 9% W~N: 7% Calm: 3% < 5 m/s:74% 5~10:26% 10~15: 0% >15: 0%

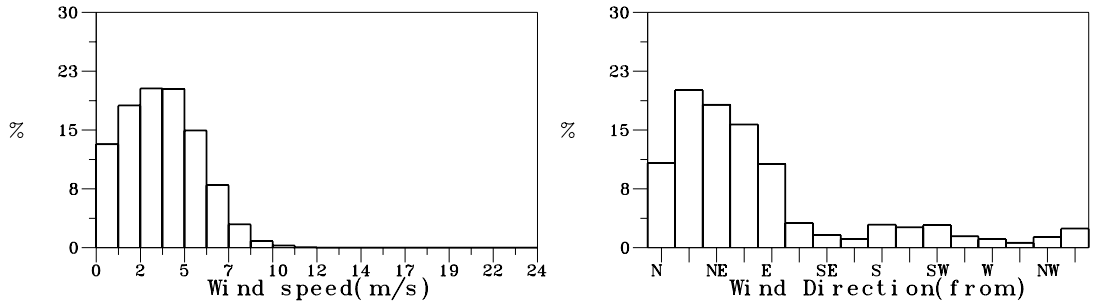


圖7.1.52 歷年12月基隆港測站 W 風速及風向方塊圖

1999/01/01-2007/01/31 KL-W NO= 6494( 97%) MEAN= 3.2m/s MAX=12.9m/s( N )

N~E:61% E~S:12% S~W:15% W~N: 8% Calm: 4% < 5 m/s:80% 5~10:20% 10~15: 0% >15: 0%

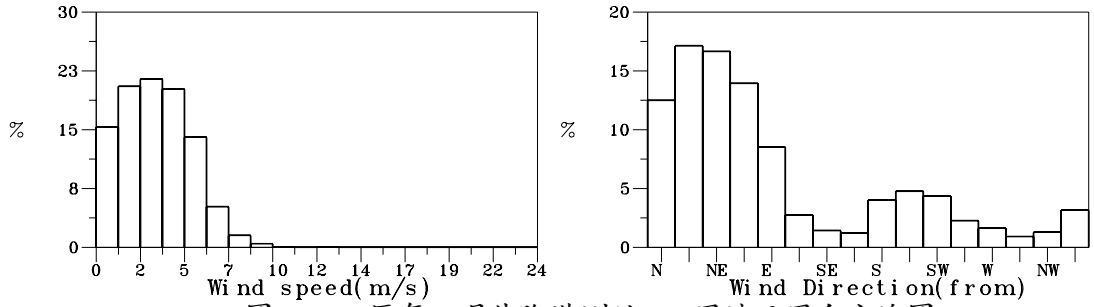


圖7.1.53 歷年 1月基隆港測站 W 風速及風向方塊圖

1999/02/01-2007/02/28 KL-W NO= 6056( 99%) MEAN= 3.2m/s MAX=11.9m/s(NNE)

N~E:59% E~S:13% S~W:16% W~N: 7% Calm: 5% < 5 m/s:81% 5~10:19% 10~15: 0% >15: 0%

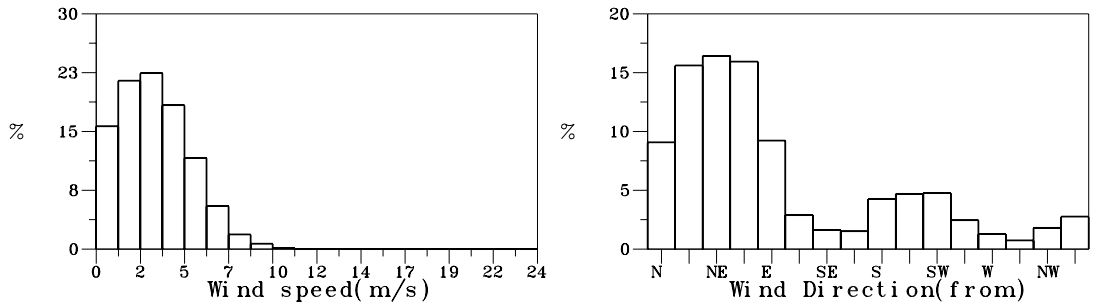


圖7.1.54 歷年 2月基隆港測站 W 風速及風向方塊圖

| W070KLW0.ISQ | Institute of Harbor & Marine Technology |
|---|---|

HISWB.BAT(PLIW11BV.FOR) 2008. 9 . 18

Histogram of Wind

1999/03/01-2007/03/31 KL-W NO= 6626( 99%) MEAN= 2.9m/s MAX=12.4m/s( N )

N~E:54% E~S:12% S~W:20% W~N: 9% Calm: 5% < 5 m/s:85% 5~10:15% 10~15: 0% >15: 0%

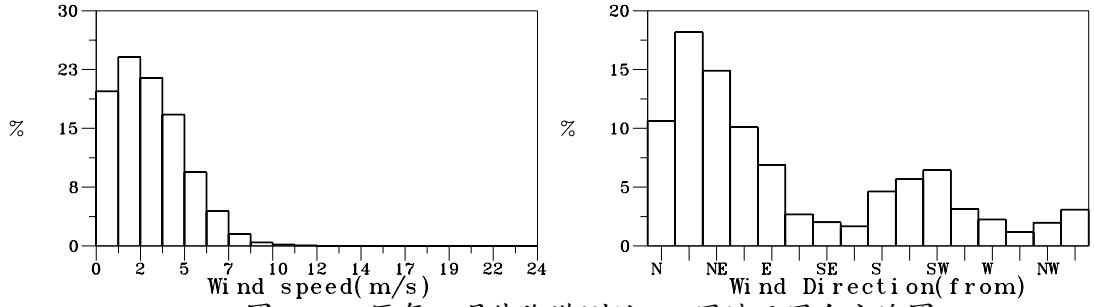


圖7.1.55 歷年 3月基隆港測站 W 風速及風向方塊圖

1999/04/01-2007/04/30 KL-W NO= 6394( 99%) MEAN= 2.6m/s MAX=11.8m/s( N )

N~E:49% E~S:16% S~W:21% W~N: 8% Calm: 6% < 5 m/s:90% 5~10:10% 10~15: 0% >15: 0%

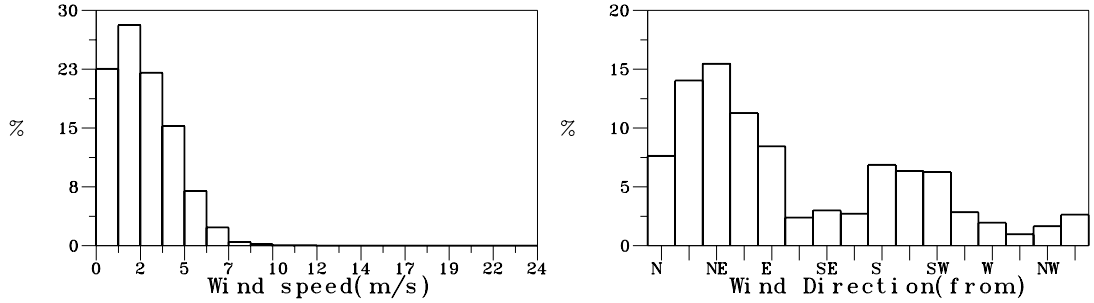


圖7.1.56 歷年 4月基隆港測站 W 風速及風向方塊圖

1999/05/01-2007/05/31 KL-W NO= 6624( 99%) MEAN= 2.3m/s MAX= 9.6m/s( N )

N~E:43% E~S:17% S~W:26% W~N: 7% Calm: 7% < 5 m/s:95% 5~10: 5% 10~15: 0% >15: 0%

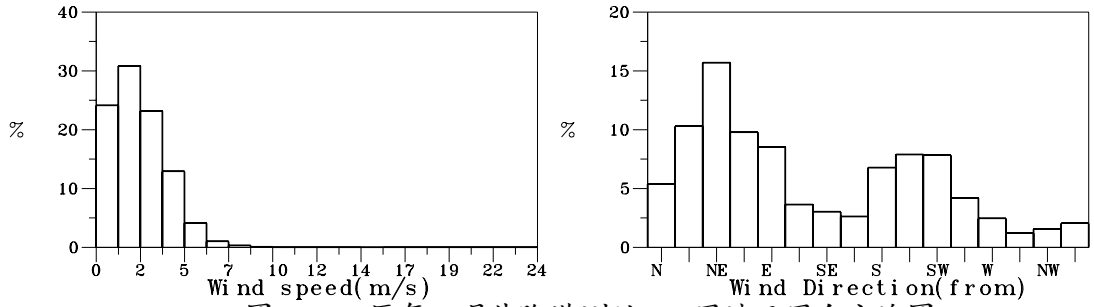


圖7.1.57 歷年 5月基隆港測站 W 風速及風向方塊圖

1999/06/01-2007/06/30 KL-W NO= 6426( 99%) MEAN= 2.2m/s MAX=11.6m/s(SSE)

N~E:36% E~S:14% S~W:35% W~N: 8% Calm: 7% < 5 m/s:95% 5~10: 5% 10~15: 0% >15: 0%

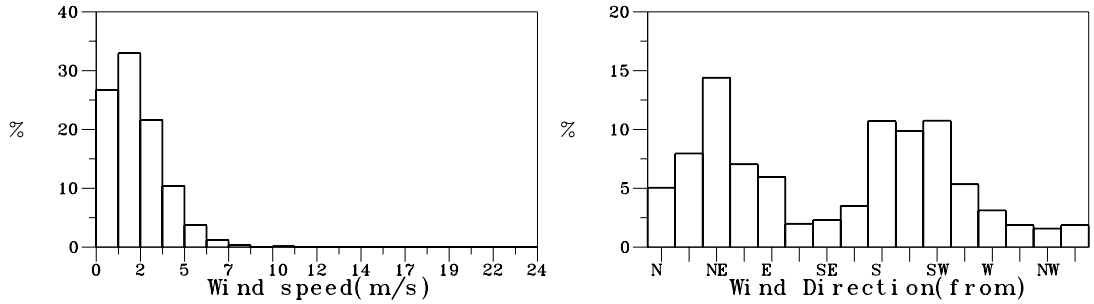


圖7.1.58 歷年 6月基隆港測站 W 風速及風向方塊圖

| W443KLW0.ISQ | Institute of Harbor & Marine Technology |
|---|---|

HISWB.BAT(PLIW11BV.FOR) 2008. 9 . 18

Histogram of Wind

1999/07/01-2007/07/31 KL-W NO= 6677(100%) MEAN= 2.6m/s MAX=17.8m/s( NE)

N~E:28% E~S:22% S~W:37% W~N: 9% Calm: 4% < 5 m/s:92% 5~10: 8% 10~15: 0% >15: 0%

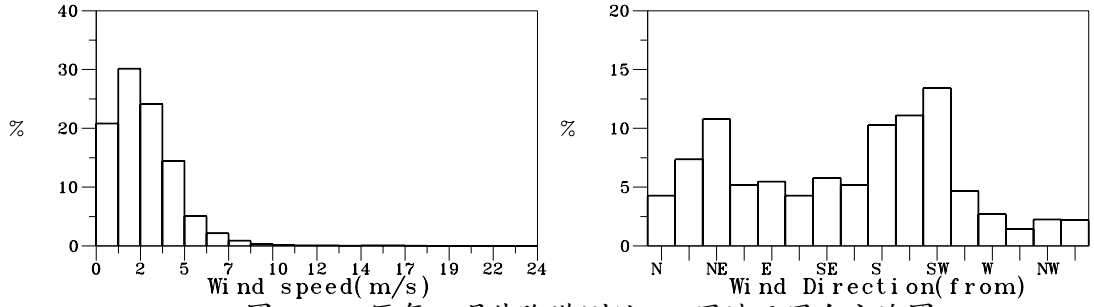


圖7.1.59 歷年 7月基隆港測站 W 風速及風向方塊圖

1999/08/01-2007/08/31 KL-W NO= 6675(100%) MEAN= 2.7m/s MAX=19.2m/s( N )

N~E:31% E~S:23% S~W:36% W~N: 7% Calm: 3% < 5 m/s:90% 5~10: 9% 10~15: 1% >15: 0%

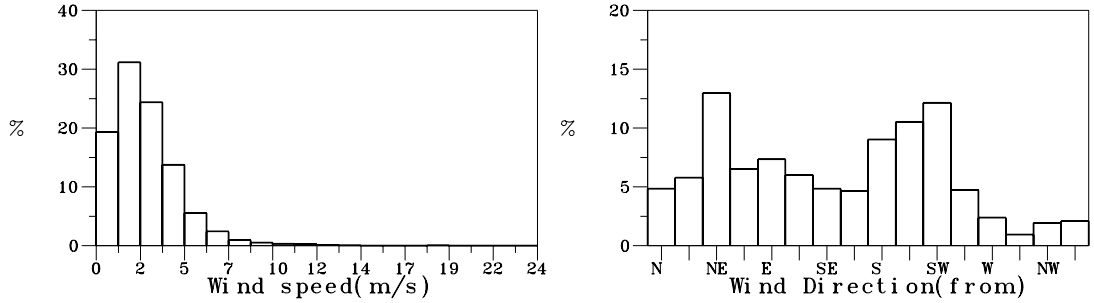


圖7.1.60 歷年 8月基隆港測站 W 風速及風向方塊圖

1999/09/01-2007/09/30 KL-W NO= 6436( 99%) MEAN= 3.0m/s MAX=20.9m/s( N )

N~E:45% E~S:22% S~W:20% W~N: 9% Calm: 4% < 5 m/s:85% 5~10:14% 10~15: 1% >15: 0%

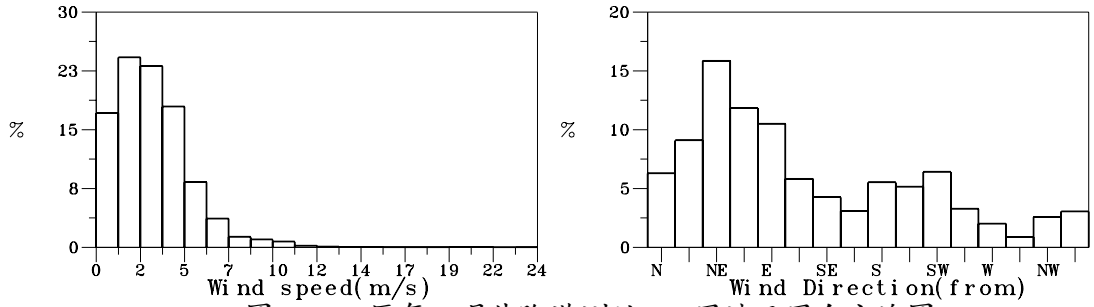


圖7.1.61 歷年 9月基隆港測站 W 風速及風向方塊圖

1999/10/01-2007/10/31 KL-W NO= 6651( 99%) MEAN= 3.6m/s MAX=22.8m/s( N )

N~E:70% E~S:16% S~W: 8% W~N: 3% Calm: 3% < 5 m/s:76% 5~10:23% 10~15: 1% >15: 0%

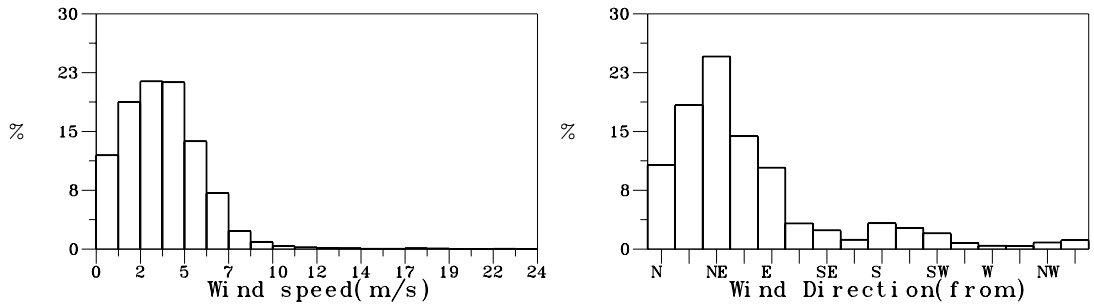


圖7.1.62 歷年10月基隆港測站 W 風速及風向方塊圖

| W447KLW0.ISQ | Institute of Harbor & Marine Technology |
|---|---|

HISWB.BAT(PLIWI1BV.FOR) 2008. 9 . 18

Histogram of Wind

1999/11/01-2007/11/30 KL-W NO= 6427( 99%) MEAN= 3.6m/s MAX=19.1m/s( N )

N~E:71% E~S:14% S~W: 8% W~N: 3% Calm: 4% < 5 m/s:75% 5~10:25% 10~15: 0% >15: 0%

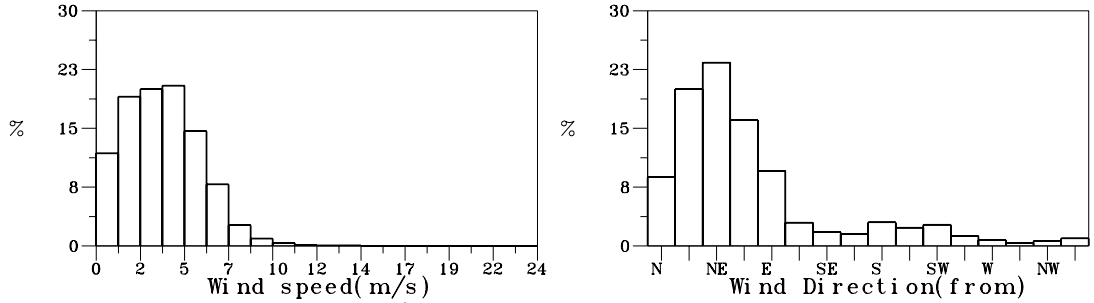


圖 7.1.63 歷年 11 月基隆港測站 W 風速及風向方塊圖

1999/01/01-2007/02/28 KL-W NO= 18462( 98%) MEAN= 3.3m/s MAX=12.9m/s( N )

N~E:63% E~S:13% S~W:13% W~N: 7% Calm: 4% < 5 m/s:79% 5~10:21% 10~15: 0% >15: 0%

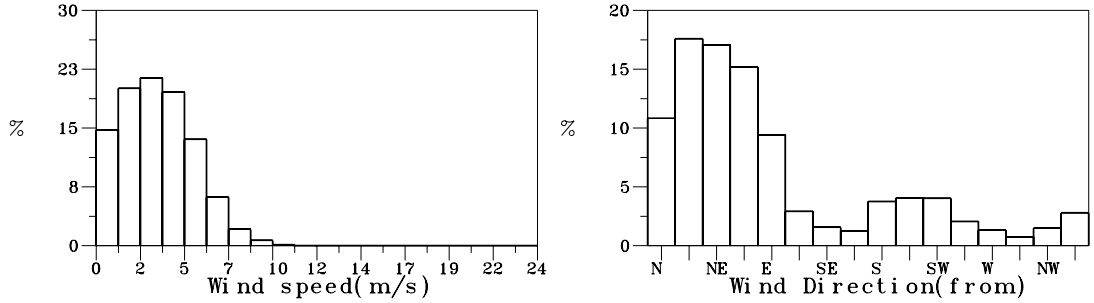


圖 7.1.64 歷年冬季基隆港測站 W 風速及風向方塊圖

1999/03/01-2007/05/31 KL-W NO= 19644( 99%) MEAN= 2.6m/s MAX=12.4m/s( N )

N~E:49% E~S:15% S~W:22% W~N: 8% Calm: 6% < 5 m/s:90% 5~10:10% 10~15: 0% >15: 0%

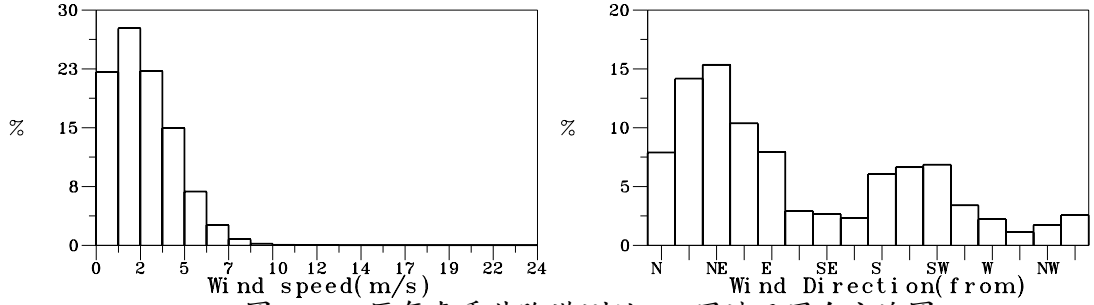


圖 7.1.65 歷年春季基隆港測站 W 風速及風向方塊圖

1999/06/01-2007/08/31 KL-W NO= 19778(100%) MEAN= 2.5m/s MAX=19.2m/s( N )

N~E:32% E~S:20% S~W:35% W~N: 8% Calm: 5% < 5 m/s:93% 5~10: 7% 10~15: 0% >15: 0%

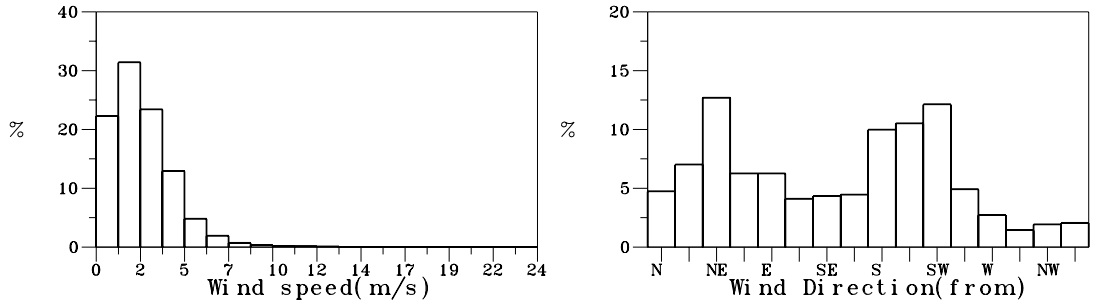


圖 7.1.66 歷年夏季基隆港測站 W 風速及風向方塊圖

| W44BKLW0.ISQ | Institute of Harbor & Marine Technology |
|---|---|

HISWB.BAT(PLIWI1BV.FOR) 2008. 9 . 18

Histogram of Wind

1999/09/01-2007/11/30 KL-W NO= 19514( 99%) MEAN= 3.4m/s MAX=22.8m/s( N )
N~E:62% E~S:17% S~W:12% W~N: 5% Calm: 4% < 5 m/s:78% 5~10:21% 10~15: 1% >15: 0%

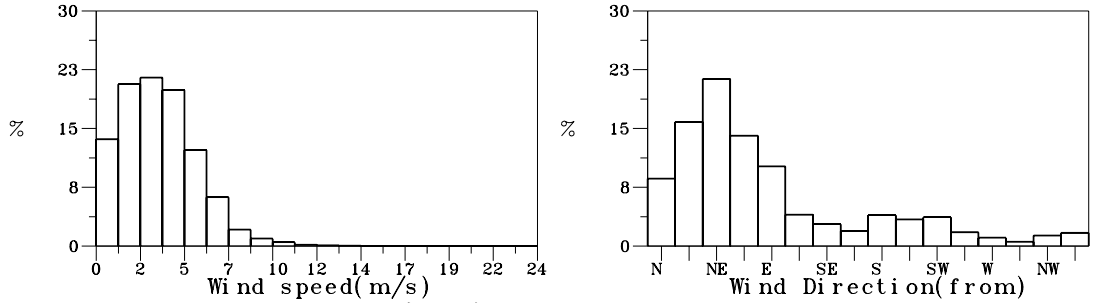


圖7.1.67 歷年秋季基隆港測站 W 風速及風向方塊圖

1999/01/01-2007/11/30 KL-W NO= 77398( 99%) MEAN= 2.9m/s MAX=22.8m/s( N )
N~E:51% E~S:16% S~W:21% W~N: 7% Calm: 5% < 5 m/s:85% 5~10:15% 10~15: 0% >15: 0%

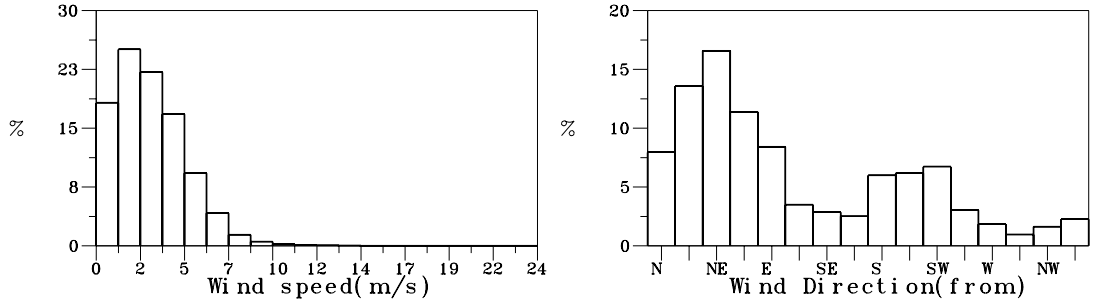


圖7.1.68 歷年全年基隆港測站 W 風速及風向方塊圖

## 7.2　2007年臺北港風力方塊圖

Histogram of Wind

2006/12/01-2006/12/31 TP-1 NO= 744(100%) MEAN= 9.9m/s MAX=18.6m/s( NE)

N~E:84% E~S:12% S~W: 1% W~N: 3% Calm: 0% < 5 m/s:12% 5~10:35% 10~15:49% >15: 4%

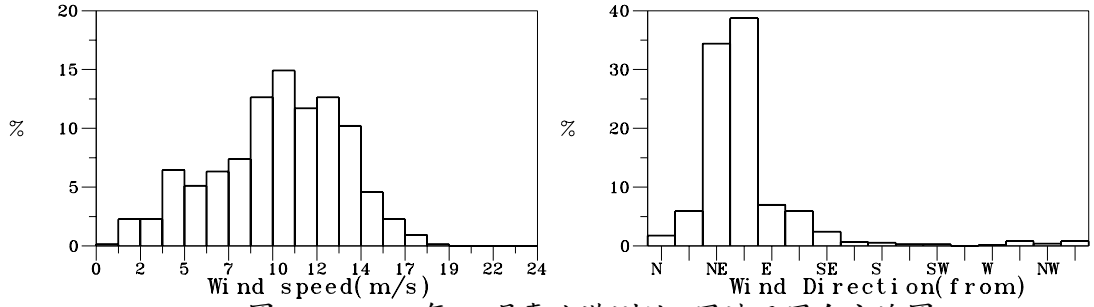


圖7.2.1 2006年12月臺北港測站1風速及風向方塊圖

2007/01/01-2007/01/31 TP-1 NO= 740( 99%) MEAN= 9.2m/s MAX=18.4m/s( NE)

N~E:84% E~S:12% S~W: 1% W~N: 3% Calm: 0% < 5 m/s:14% 5~10:39% 10~15:46% >15: 1%

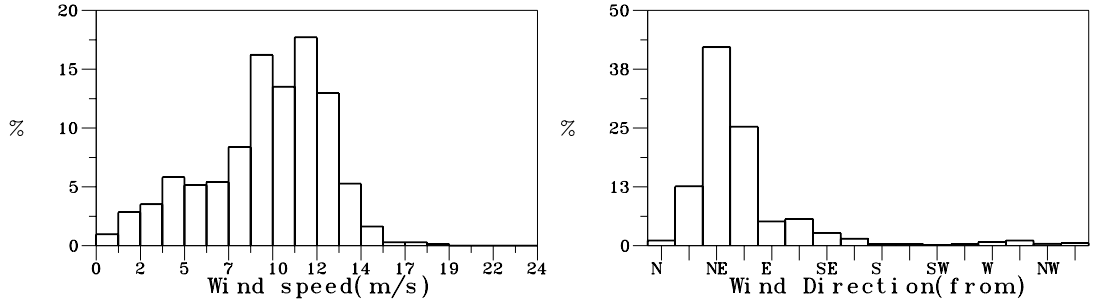


圖7.2.2 2007年 1月臺北港測站1風速及風向方塊圖

2007/02/01-2007/02/28 TP-1 NO= 646( 96%) MEAN= 6.7m/s MAX=17.4m/s(ENE)

N~E:62% E~S:18% S~W: 7% W~N:11% Calm: 2% < 5 m/s:40% 5~10:36% 10~15:23% >15: 1%

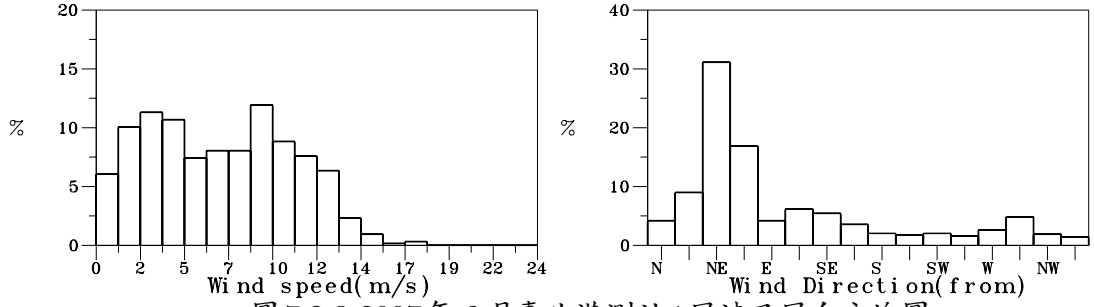


圖7.2.3 2007年 2月臺北港測站1風速及風向方塊圖

2007/03/01-2007/03/11 TP-1 NO= 215( 29%) MEAN= 8.1m/s MAX=16.1m/s( NE)

N~E:77% E~S: 7% S~W: 7% W~N: 7% Calm: 2% < 5 m/s:35% 5~10:18% 10~15:44% >15: 3%

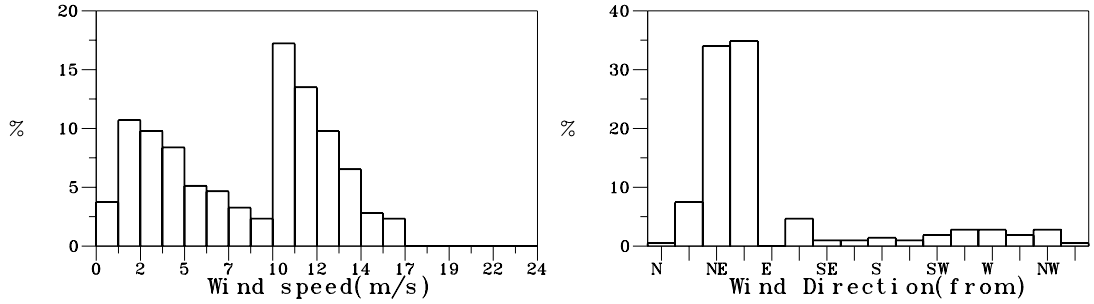


圖7.2.4 2007年 3月臺北港測站1風速及風向方塊圖

| W06CTP10.ISQ | Institute of Harbor & Marine Technology |
|---|---|

HISWB.BAT(PLIWI1BV.FOR) 2008. 9 . 18

Histogram of Wind

2007/05/11-2007/05/15 TP-1 NO= 92( 12%) MEAN= 6.3m/s MAX=13.1m/s(ENE)

N~E:53% E~S:17% S~W:14% W~N:16% Calm: 0% < 5 m/s:44% 5~10:34% 10~15:22% >15: 0%

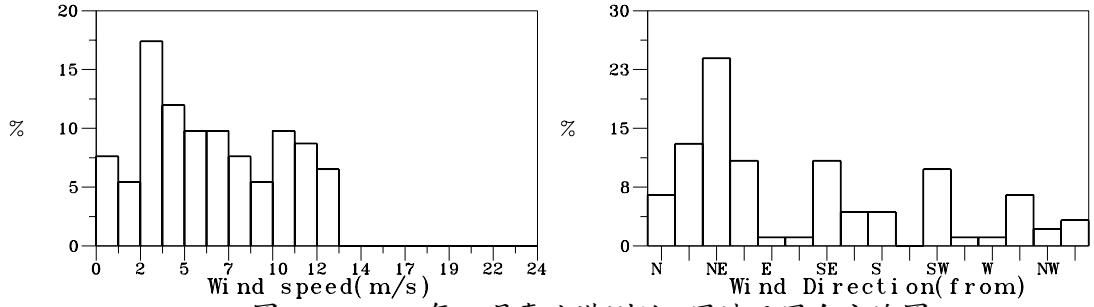


圖7.2.5 2007年 5月臺北港測站1風速及風向方塊圖

2007/06/03-2007/06/27 TP-1 NO= 362( 50%) MEAN= 3.9m/s MAX=17.8m/s( NE)

N~E:25% E~S:25% S~W:24% W~N:26% Calm: 0% < 5 m/s:73% 5~10:22% 10~15: 5% >15: 0%

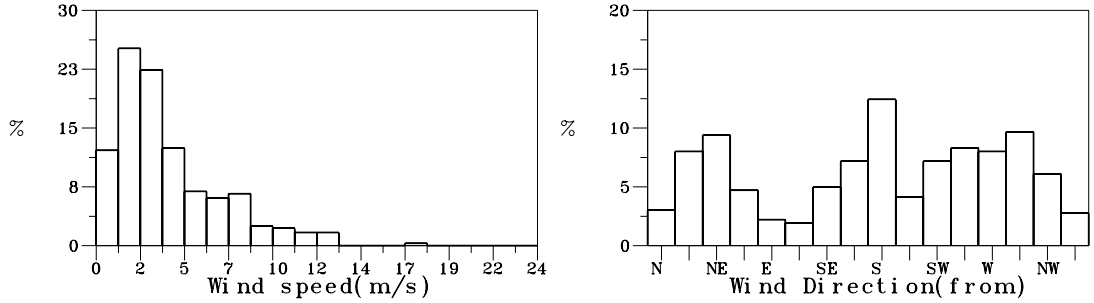


圖7.2.6 2007年 6月臺北港測站1風速及風向方塊圖

2007/07/03-2007/07/31 TP-1 NO= 405( 54%) MEAN= 5.4m/s MAX=16.9m/s( W )

N~E: 8% E~S:23% S~W:38% W~N:31% Calm: 0% < 5 m/s:52% 5~10:39% 10~15: 9% >15: 0%

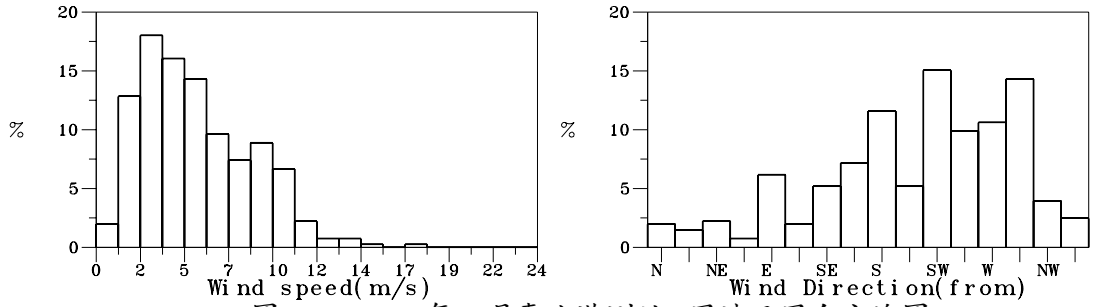


圖7.2.7 2007年 7月臺北港測站1風速及風向方塊圖

2007/08/01-2007/08/31 TP-1 NO= 669( 90%) MEAN= 4.9m/s MAX=21.3m/s( E )

N~E:32% E~S:33% S~W:23% W~N:11% Calm: 1% < 5 m/s:62% 5~10:29% 10~15: 7% >15: 2%

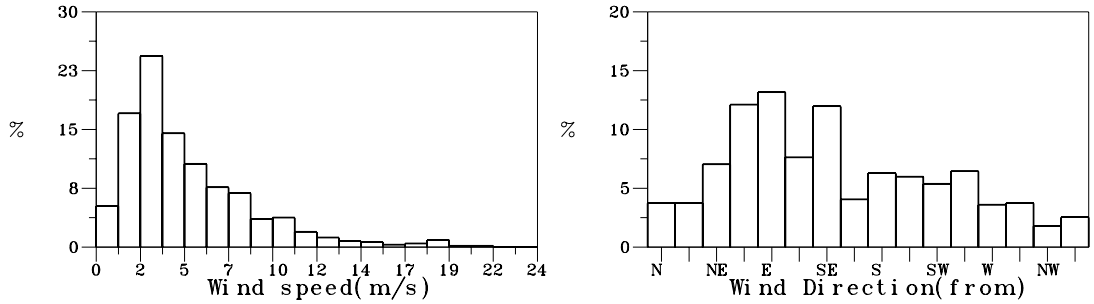


圖7.2.8 2007年 8月臺北港測站1風速及風向方塊圖

| W075TP10.ISQ | Institute of Harbor & Marine Technology |
|---|---|

HISWB.BAT(PLIWI1BV.FOR) 2008. 9 . 19

Histogram of Wind

2007/09/01-2007/09/30 TP-1 NO= 638( 89%) MEAN= 6.8m/s MAX=23.4m/s( SW)
N~E:65% E~S:14% S~W: 5% W~N:16% Calm: 0% < 5 m/s:37% 5~10:46% 10~15:14% >15: 3%

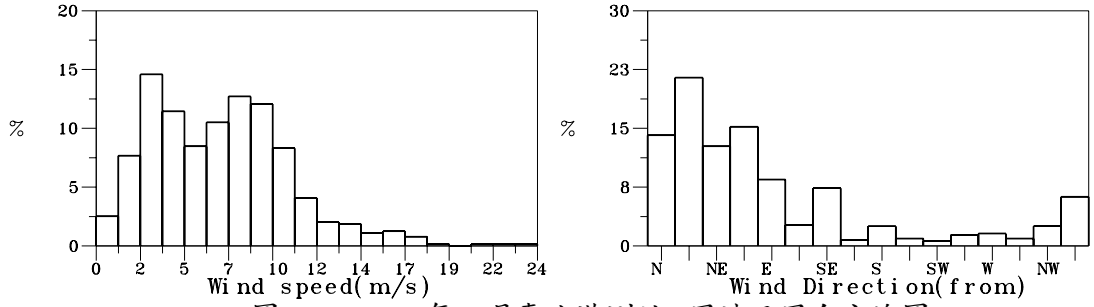


圖7.2.9 2007年 9月臺北港測站1風速及風向方塊圖

2007/10/01-2007/10/31 TP-1 NO= 744(100%) MEAN= 9.9m/s MAX=33.4m/s(NNE)
N~E:85% E~S: 9% S~W: 5% W~N: 1% Calm: 0% < 5 m/s:11% 5~10:41% 10~15:42% >15: 6%

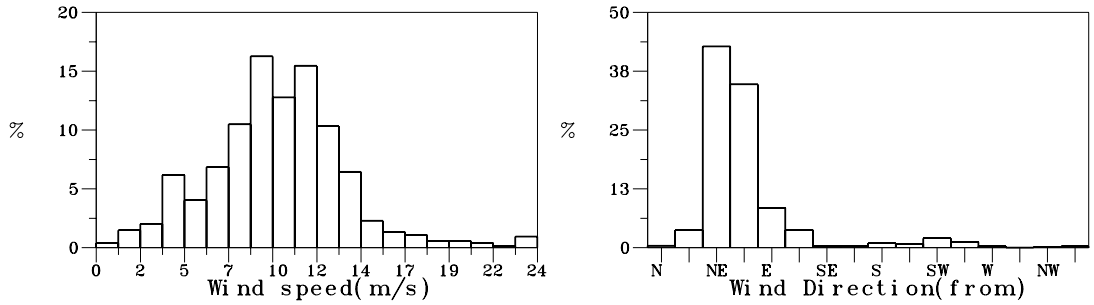


圖7.2.10 2007年10月臺北港測站1風速及風向方塊圖

2007/11/01-2007/11/25 TP-1 NO= 581( 81%) MEAN=11.1m/s MAX=20.6m/s( NE)
N~E:97% E~S: 3% S~W: 0% W~N: 0% Calm: 0% < 5 m/s: 2% 5~10:31% 10~15:62% >15: 5%

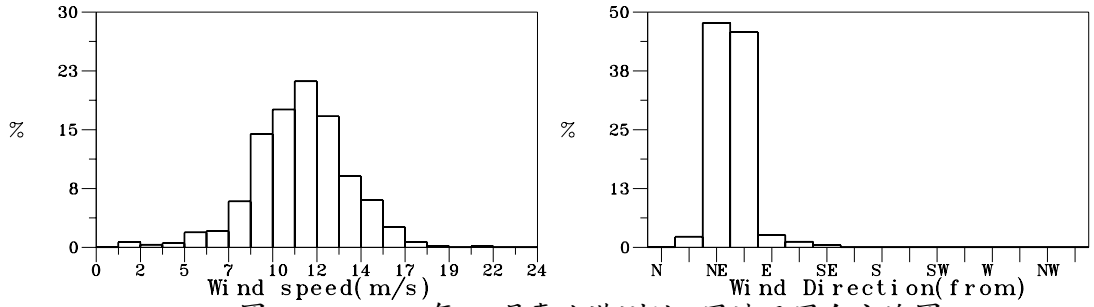


圖7.2.11 2007年11月臺北港測站1風速及風向方塊圖

2006/12/01-2007/02/28 TP-1 NO= 2130( 99%) MEAN= 8.7m/s MAX=18.6m/s( NE)
N~E:77% E~S:14% S~W: 3% W~N: 5% Calm: 1% < 5 m/s:21% 5~10:37% 10~15:40% >15: 2%

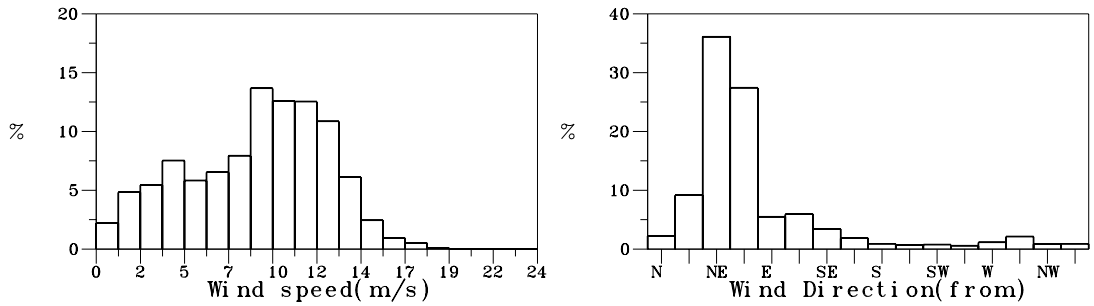


圖7.2.12 2007年冬季臺北港測站1風速及風向方塊圖

| W079TP10.ISQ | Institute of Harbor & Marine Technology |
|---|---|

HISWB.BAT(PLIWI1BV.FOR) 2008. 9 . 19

Histogram of Wind

2007/03/01-2007/05/15 TP-1 NO= 614( 28%) MEAN= 3.8m/s MAX=16.1m/s( NE)

N~E:35% E~S: 5% S~W: 5% W~N: 5% Calm:50% < 5 m/s:69% 5~10:11% 10~15:19% >15: 1%

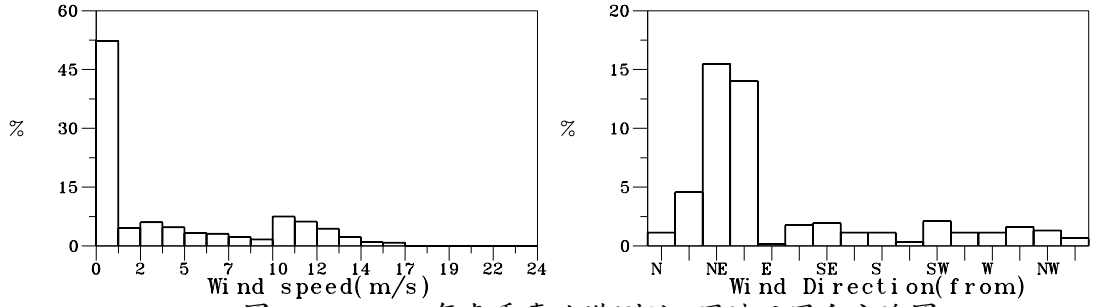


圖7.2.13 2007年春季臺北港測站1風速及風向方塊圖

2007/06/03-2007/08/31 TP-1 NO= 1436( 65%) MEAN= 4.8m/s MAX=21.3m/s( E )

N~E:23% E~S:29% S~W:28% W~N:20% Calm: 0% < 5 m/s:62% 5~10:30% 10~15: 7% >15: 1%

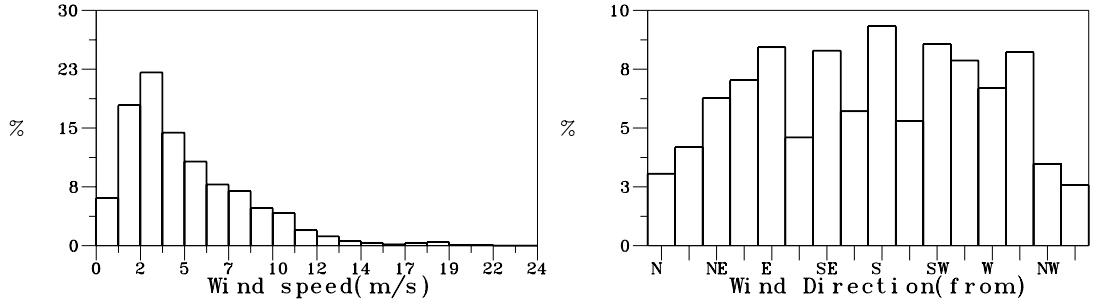


圖7.2.14 2007年夏季臺北港測站1風速及風向方塊圖

2007/09/01-2007/11/25 TP-1 NO= 1963( 90%) MEAN= 9.2m/s MAX=33.4m/s(NNE)

N~E:83% E~S: 9% S~W: 3% W~N: 5% Calm: 0% < 5 m/s:17% 5~10:39% 10~15:39% >15: 5%

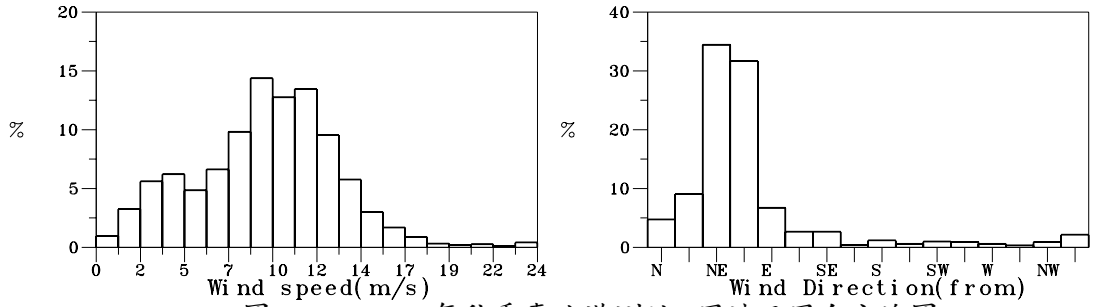


圖7.2.15 2007年秋季臺北港測站1風速及風向方塊圖

2006/12/01-2007/11/25 TP-1 NO= 6143( 70%) MEAN= 7.5m/s MAX=33.4m/s(NNE)

N~E:62% E~S:15% S~W: 9% W~N: 9% Calm: 5% < 5 m/s:34% 5~10:33% 10~15:30% >15: 3%

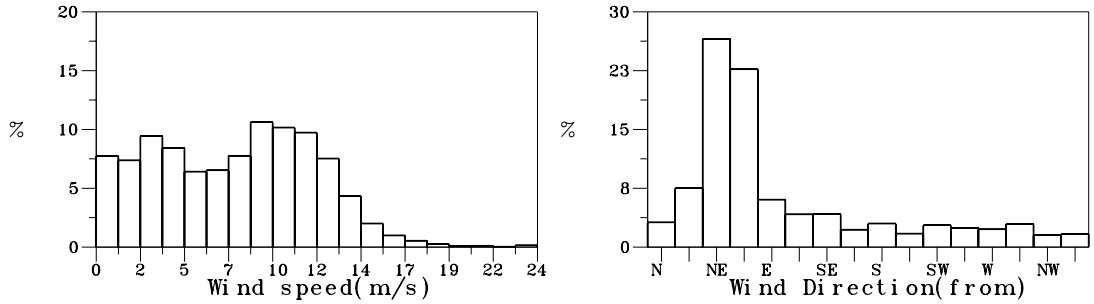


圖7.2.16 2007年全年臺北港測站1風速及風向方塊圖

| W07NTP10.ISQ | Institute of Harbor & Marine Technology |
|---|---|

HISWB.BAT(PLIWI1BV.FOR) 2008. 9 . 19

Histogram of Wind

1996/12/01-2006/12/31 TP-1 NO= 4734( 71%) MEAN= 8.6m/s MAX=18.6m/s( NE)

N~E:78% E~S:15% S~W: 2% W~N: 5% Calm: 0% < 5 m/s:19% 5~10:43% 10~15:36% >15: 2%

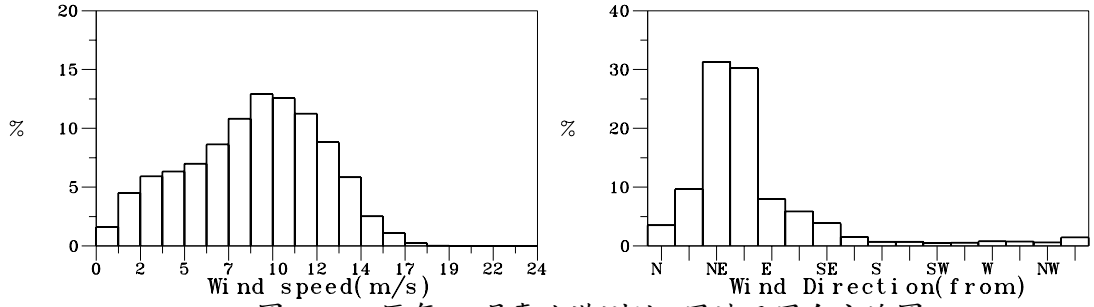


圖7.2.17 歷年12月臺北港測站1風速及風向方塊圖

1997/01/01-2007/01/31 TP-1 NO= 5171( 77%) MEAN= 7.8m/s MAX=18.6m/s( NE)

N~E:72% E~S:14% S~W: 6% W~N: 7% Calm: 1% < 5 m/s:27% 5~10:40% 10~15:32% >15: 1%

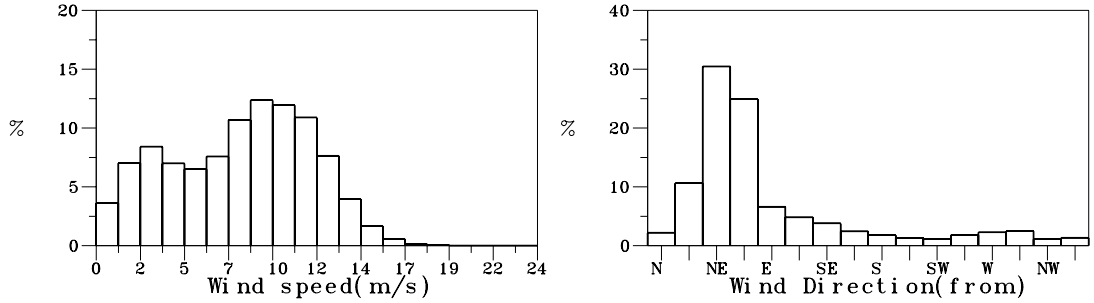


圖7.2.18 歷年 1月臺北港測站1風速及風向方塊圖

1997/02/01-2007/02/28 TP-1 NO= 4828( 89%) MEAN= 6.8m/s MAX=17.6m/s( NE)

N~E:66% E~S:16% S~W: 8% W~N: 9% Calm: 1% < 5 m/s:37% 5~10:39% 10~15:23% >15: 1%

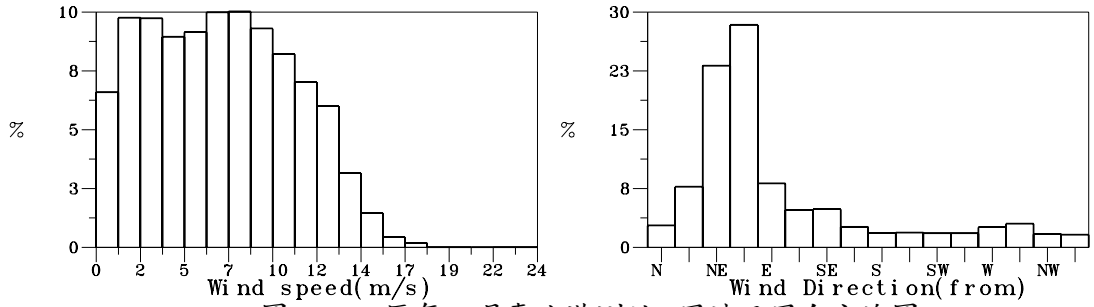


圖7.2.19 歷年 2月臺北港測站1風速及風向方塊圖

1997/03/01-2007/03/11 TP-1 NO= 4666( 90%) MEAN= 5.9m/s MAX=21.8m/s(ENE)

N~E:53% E~S:17% S~W:15% W~N:13% Calm: 2% < 5 m/s:48% 5~10:33% 10~15:18% >15: 1%

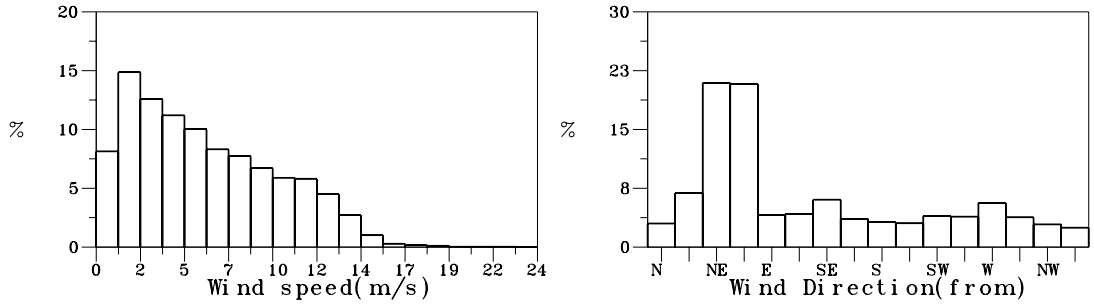


圖7.2.20 歷年 3月臺北港測站1風速及風向方塊圖

Histogram of Wind

1997/04/01-2007/04/20 TP-1 NO= 5071( 88%) MEAN= 5.1m/s MAX=17.9m/s( NE)

N~E:46% E~S:21% S~W:12% W~N:13% Calm: 8% < 5 m/s:55% 5~10:34% 10~15:11% >15: 0%

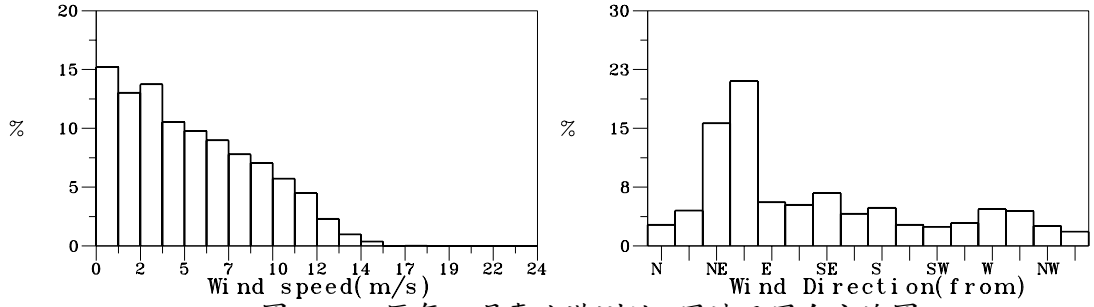


圖7.2.21 歷年 4月臺北港測站1風速及風向方塊圖

1998/05/14-2007/05/15 TP-1 NO= 4418( 74%) MEAN= 4.9m/s MAX=17.0m/s(WNW)

N~E:37% E~S:27% S~W:19% W~N:15% Calm: 2% < 5 m/s:59% 5~10:31% 10~15:10% >15: 0%

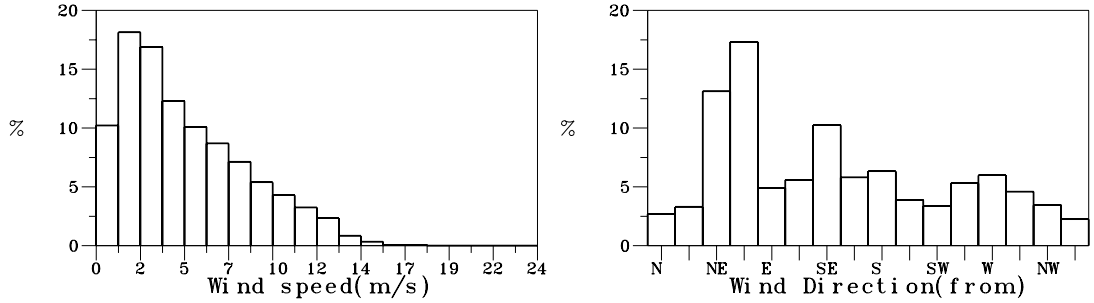


圖7.2.22 歷年 5月臺北港測站1風速及風向方塊圖

1998/06/01-2007/06/27 TP-1 NO= 5291( 92%) MEAN= 4.8m/s MAX=22.6m/s(WSW)

N~E:19% E~S:20% S~W:39% W~N:20% Calm: 2% < 5 m/s:61% 5~10:29% 10~15: 8% >15: 2%

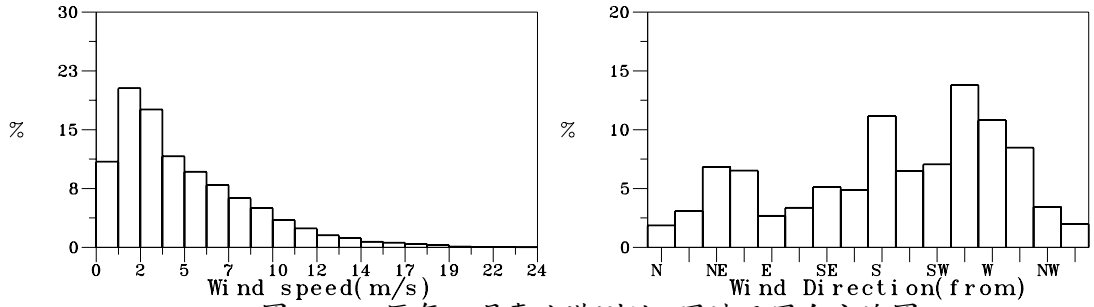


圖7.2.23 歷年 6月臺北港測站1風速及風向方塊圖

1996/07/01-2007/07/31 TP-1 NO= 5570( 75%) MEAN= 5.0m/s MAX=31.5m/s( NE)

N~E:19% E~S:27% S~W:32% W~N:20% Calm: 2% < 5 m/s:61% 5~10:28% 10~15: 9% >15: 2%

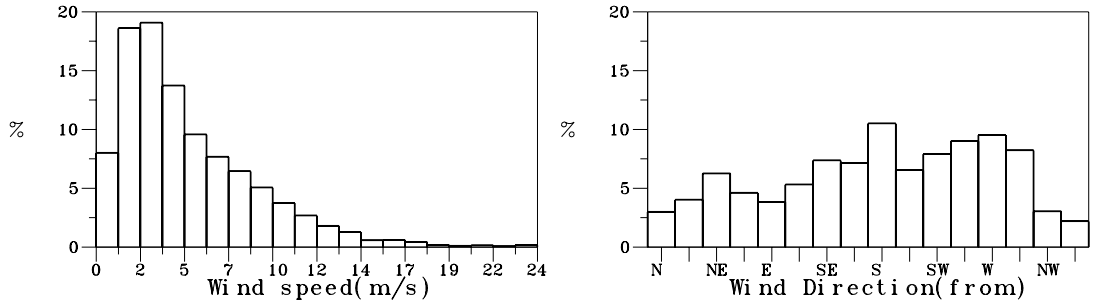


圖7.2.24 歷年 7月臺北港測站1風速及風向方塊圖

| W444TP10.ISQ | Institute of Harbor & Marine Technology |
|---|---|

HISWB.BAT(PLIWI1BV.FOR) 2008. 9 . 19

Histogram of Wind

1996/08/09-2007/08/31 TP-1 NO= 7033( 95%) MEAN= 4.9m/s MAX=27.3m/s(NNE)
N~E:20% E~S:31% S~W:28% W~N:20% Calm: 1% < 5 m/s:63% 5~10:29% 10~15: 6% >15: 2%

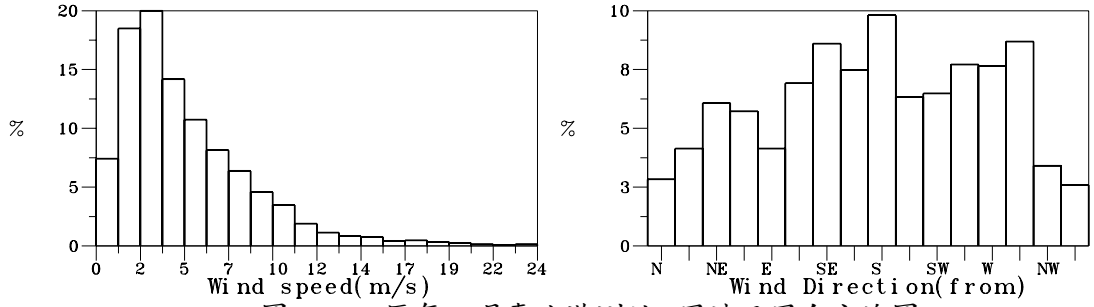


圖7.2.25 歷年 8 月臺北港測站1風速及風向方塊圖

1996/09/01-2007/09/30 TP-1 NO= 6038( 84%) MEAN= 6.2m/s MAX=31.8m/s( SE)
N~E:48% E~S:28% S~W:13% W~N:10% Calm: 1% < 5 m/s:43% 5~10:40% 10~15:15% >15: 2%

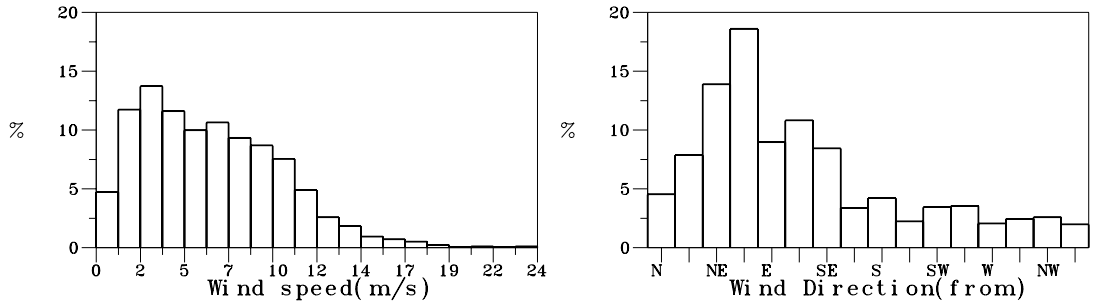


圖7.2.26 歷年 9 月臺北港測站1風速及風向方塊圖

1996/10/01-2007/10/31 TP-1 NO= 6908( 93%) MEAN= 7.6m/s MAX=33.4m/s(NNE)
N~E:70% E~S:17% S~W: 9% W~N: 3% Calm: 1% < 5 m/s:27% 5~10:45% 10~15:26% >15: 2%

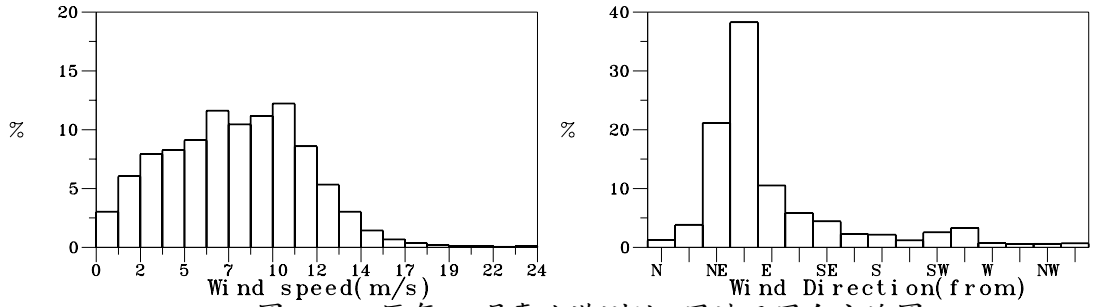


圖7.2.27 歷年10 月臺北港測站1風速及風向方塊圖

1996/11/06-2007/11/25 TP-1 NO= 5505( 76%) MEAN= 7.4m/s MAX=26.3m/s( NE)
N~E:70% E~S:20% S~W: 5% W~N: 4% Calm: 1% < 5 m/s:28% 5~10:45% 10~15:26% >15: 1%

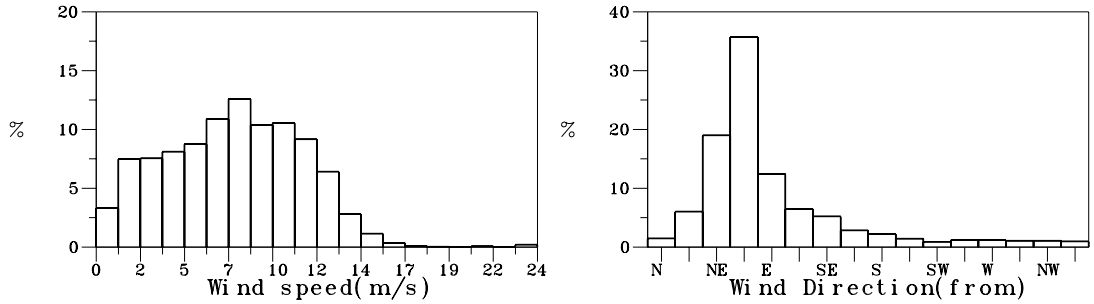


圖7.2.28 歷年11 月臺北港測站1風速及風向方塊圖

| W448TP10.ISQ | Institute of Harbor & Marine Technology |
|---|---|

HISWB.BAT(PLIW11BV.FOR) 2008. 9 . 19

Histogram of Wind

1996/12/01-2007/02/28 TP-1 NO= 14733( 78%) MEAN= 7.7m/s MAX=18.6m/s( NE)

N~E:71% E~S:15% S~W: 6% W~N: 7% Calm: 1% < 5 m/s:28% 5~10:40% 10~15:30% >15: 2%

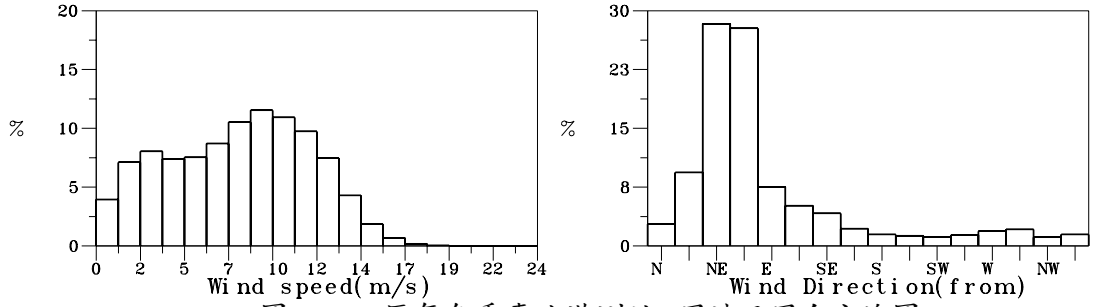


圖7.2.29 歷年冬季臺北港測站1風速及風向方塊圖

1997/03/01-2007/05/15 TP-1 NO= 14155( 84%) MEAN= 5.3m/s MAX=21.8m/s(ENE)

N~E:46% E~S:21% S~W:15% W~N:14% Calm: 4% < 5 m/s:54% 5~10:33% 10~15:13% >15: 0%

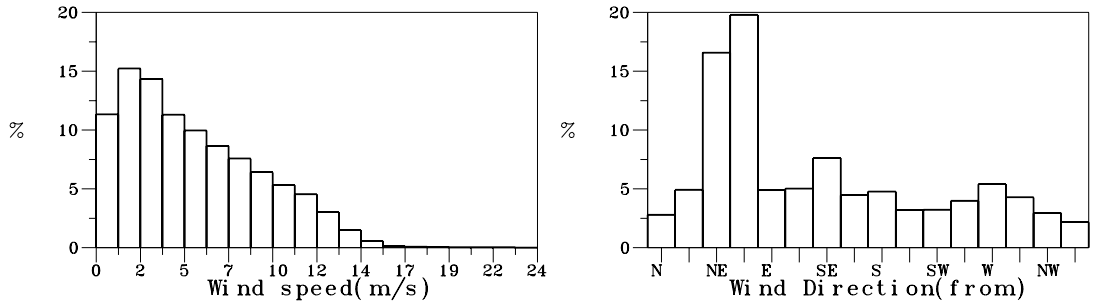


圖7.2.30 歷年春季臺北港測站1風速及風向方塊圖

1996/07/01-2007/08/31 TP-1 NO= 17894( 87%) MEAN= 4.9m/s MAX=31.5m/s( NE)

N~E:19% E~S:26% S~W:33% W~N:20% Calm: 2% < 5 m/s:62% 5~10:29% 10~15: 7% >15: 2%

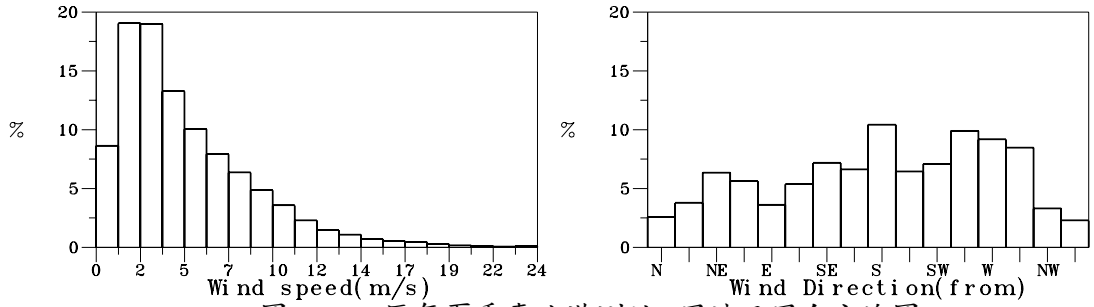


圖7.2.31 歷年夏季臺北港測站1風速及風向方塊圖

1996/09/01-2007/11/25 TP-1 NO= 18451( 84%) MEAN= 7.1m/s MAX=33.4m/s(NNE)

N~E:63% E~S:22% S~W: 9% W~N: 5% Calm: 1% < 5 m/s:33% 5~10:43% 10~15:22% >15: 2%

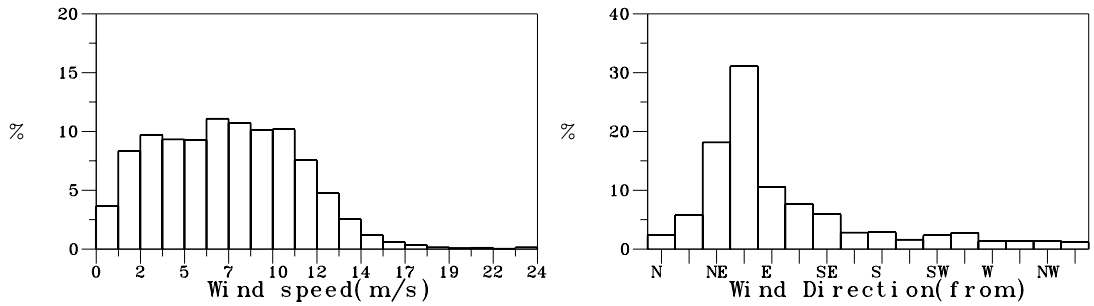


圖7.2.32 歷年秋季臺北港測站1風速及風向方塊圖

| W44WTP10.ISQ | Institute of Harbor & Marine Technology |
|---|---|

HISWB.BAT(PLIWI1BV.FOR) 2008. 9 . 19

Histogram of Wind

1996/07/01-2007/11/25 TP-1 NO= 65233( 83%) MEAN= 6.2m/s MAX=33.4m/s(NNE)

N~E:50% E~S:21% S~W:16% W~N:11% Calm: 2% < 5 m/s:44% 5~10:36% 10~15:18% >15: 2%

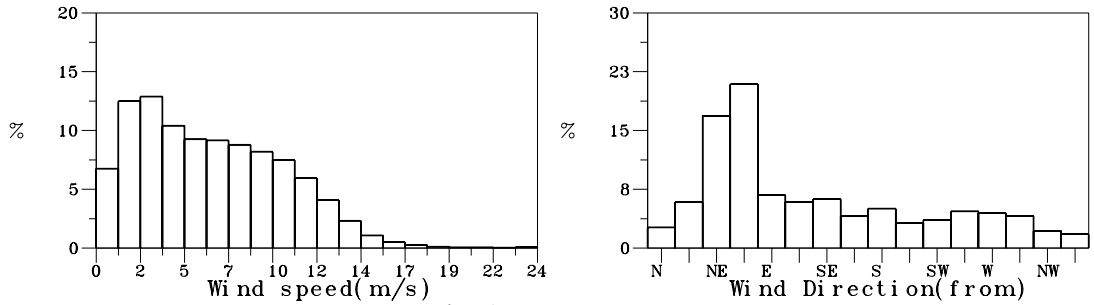


圖7.2.33 歷年 臺北港測站1風速及風向方塊圖

W440TP10.ISQ | Institute of Harbor & Marine Technology

HISWB.BAT(PLIW11BV.FOR) 2008.9 .19

Histogram of Wind

2006/12/01-2006/12/31 TP-W NO= 742(100%) MEAN= 1.9m/s MAX= 5.8m/s(NNE)

N~E:62% E~S:24% S~W: 2% W~N: 6% Calm: 6% < 5 m/s:99% 5~10: 1% 10~15: 0% >15: 0%

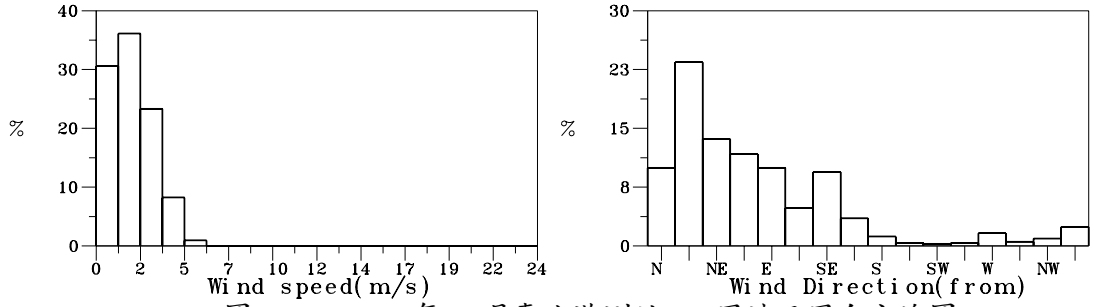


圖 7.2.34 2006年12月臺北港測站 W 風速及風向方塊圖

2007/01/01-2007/01/31 TP-W NO= 743(100%) MEAN= 2.2m/s MAX= 7.0m/s(NNE)

N~E:63% E~S:21% S~W: 4% W~N: 9% Calm: 3% < 5 m/s:97% 5~10: 3% 10~15: 0% >15: 0%

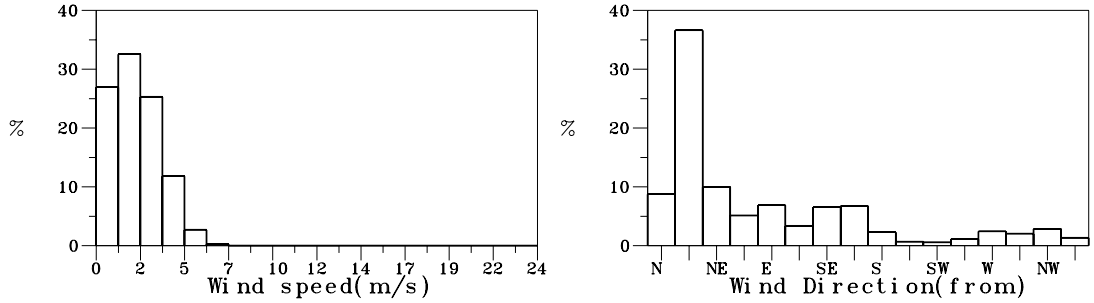


圖 7.2.35 2007年 1 月臺北港測站 W 風速及風向方塊圖

2007/02/01-2007/02/28 TP-W NO= 664( 99%) MEAN= 2.0m/s MAX= 6.8m/s( N )

N~E:44% E~S:31% S~W: 3% W~N:19% Calm: 3% < 5 m/s:98% 5~10: 2% 10~15: 0% >15: 0%

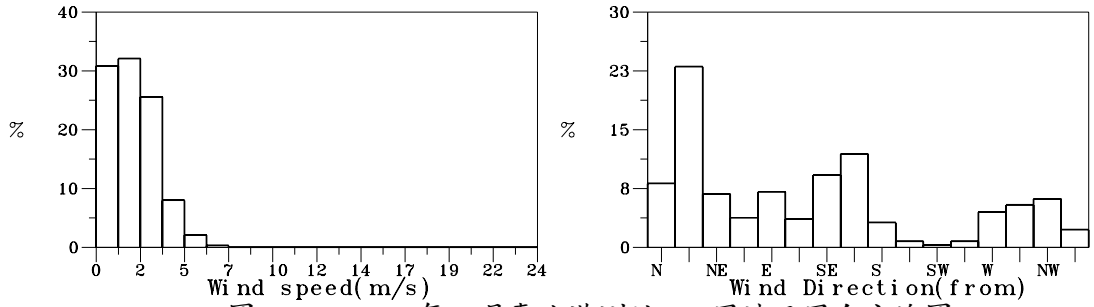


圖 7.2.36 2007年 2 月臺北港測站 W 風速及風向方塊圖

2007/03/01-2007/03/31 TP-W NO= 744(100%) MEAN= 1.9m/s MAX= 6.5m/s(NNE)

N~E:42% E~S:27% S~W: 5% W~N:18% Calm: 8% < 5 m/s:99% 5~10: 1% 10~15: 0% >15: 0%

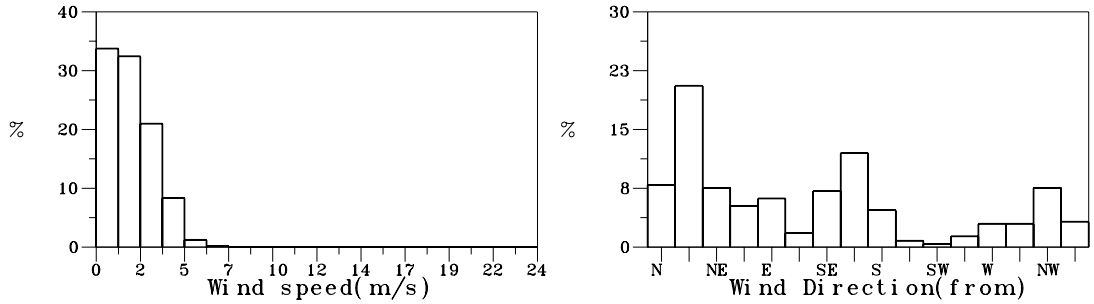


圖 7.2.37 2007年 3 月臺北港測站 W 風速及風向方塊圖

| W06CTPW0.ISQ | Institute of Harbor & Marine Technology |
|---|---|

HISWB.BAT(PLIW11BV.FOR) 2008. 9 . 19

Histogram of Wind

2007/04/01-2007/04/30 TP-W NO= 720(100%) MEAN= 1.9m/s MAX= 6.0m/s(NNE)

N~E:37% E~S:36% S~W: 5% W~N:15% Calm: 7% < 5 m/s:99% 5~10: 1% 10~15: 0% >15: 0%

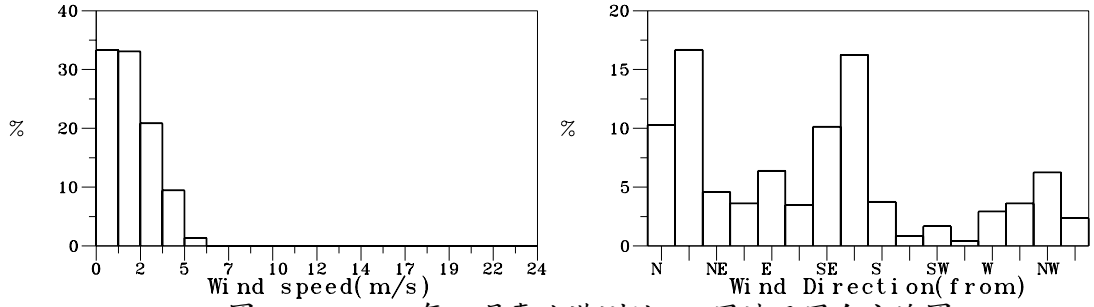


圖7.2.38 2007年 4月臺北港測站 W 風速及風向方塊圖

2007/05/01-2007/05/31 TP-W NO= 744(100%) MEAN= 1.9m/s MAX= 5.0m/s(SSE)

N~E:10% E~S:46% S~W:10% W~N:28% Calm: 6% < 5 m/s:99% 5~10: 0% 10~15: 0% >15: 0%

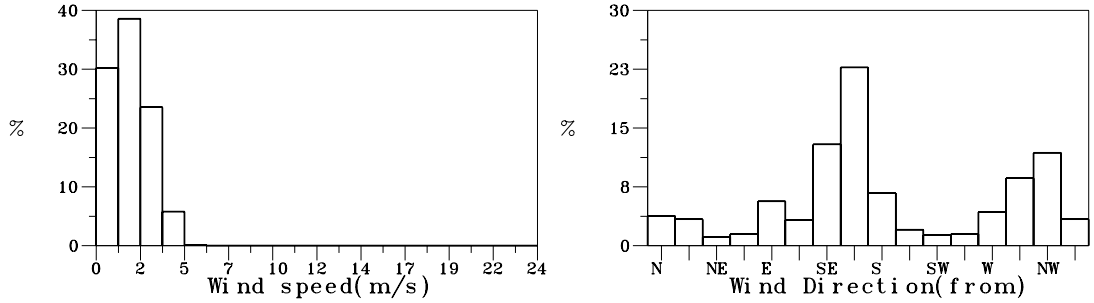


圖7.2.39 2007年 5月臺北港測站 W 風速及風向方塊圖

2007/06/01-2007/06/30 TP-W NO= 702( 98%) MEAN= 1.3m/s MAX= 5.3m/s( W )

N~E:16% E~S:33% S~W: 9% W~N:28% Calm:14% < 5 m/s:99% 5~10: 0% 10~15: 0% >15: 0%

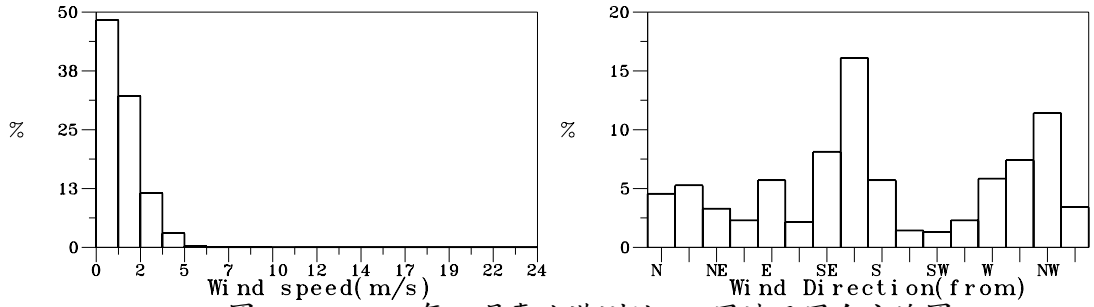


圖7.2.40 2007年 6月臺北港測站 W 風速及風向方塊圖

2007/07/01-2007/07/31 TP-W NO= 744(100%) MEAN= 1.7m/s MAX= 5.8m/s( N )

N~E: 9% E~S:36% S~W:14% W~N:35% Calm: 6% < 5 m/s:99% 5~10: 0% 10~15: 0% >15: 0%

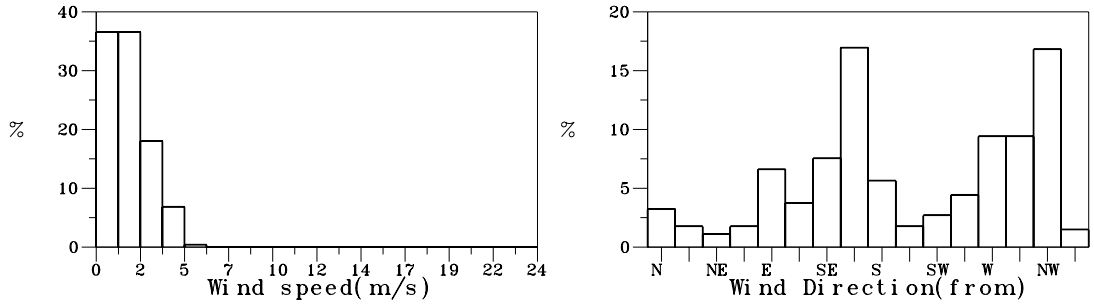


圖7.2.41 2007年 7月臺北港測站 W 風速及風向方塊圖

| W074TPW0.ISQ | Institute of Harbor & Marine Technology |
|---|---|

HISWB.BAT(PLIW11BV.FOR) 2008. 9 . 19

Histogram of Wind

2007/08/01-2007/08/31 TP-W NO= 744(100%) MEAN= 1.8m/s MAX= 7.8m/s( SE)

N~E: 8% E~S:58% S~W: 7% W~N:21% Calm: 6% < 5 m/s:98% 5~10: 2% 10~15: 0% >15: 0%

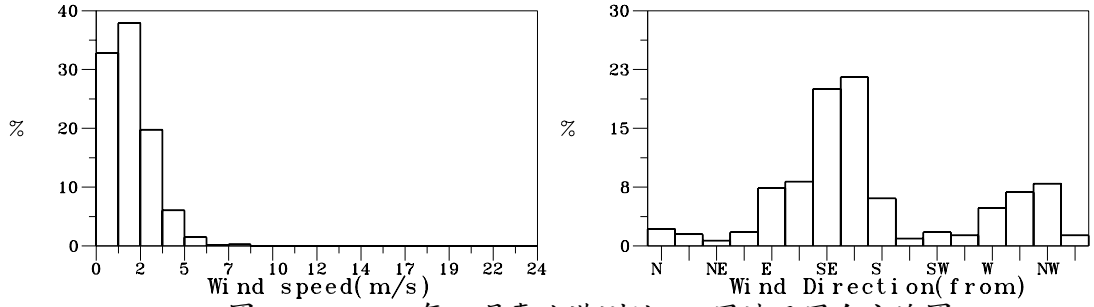


圖 7.2.42 2007年 8 月臺北港測站 W 風速及風向方塊圖

2007/09/01-2007/09/30 TP-W NO= 716( 99%) MEAN= 1.8m/s MAX= 8.2m/s( W )

N~E:34% E~S:47% S~W: 4% W~N: 9% Calm: 6% < 5 m/s:98% 5~10: 2% 10~15: 0% >15: 0%

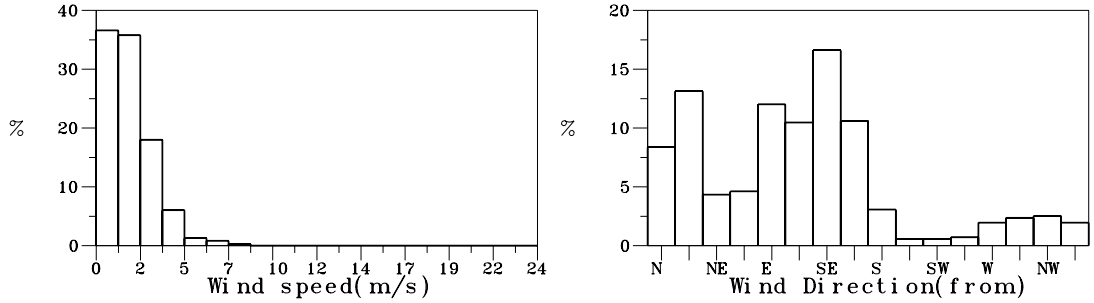


圖 7.2.43 2007年 9 月臺北港測站 W 風速及風向方塊圖

2007/10/01-2007/10/31 TP-W NO= 743(100%) MEAN= 2.2m/s MAX=11.0m/s( N )

N~E:65% E~S:24% S~W: 4% W~N: 5% Calm: 2% < 5 m/s:97% 5~10: 3% 10~15: 0% >15: 0%

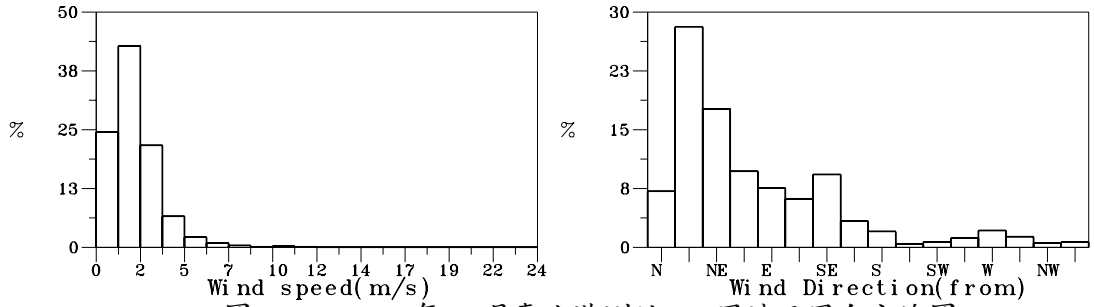


圖 7.2.44 2007年 10 月臺北港測站 W 風速及風向方塊圖

2007/11/01-2007/11/30 TP-W NO= 704( 98%) MEAN= 2.3m/s MAX= 6.3m/s( N )

N~E:76% E~S:15% S~W: 2% W~N: 6% Calm: 1% < 5 m/s:98% 5~10: 2% 10~15: 0% >15: 0%

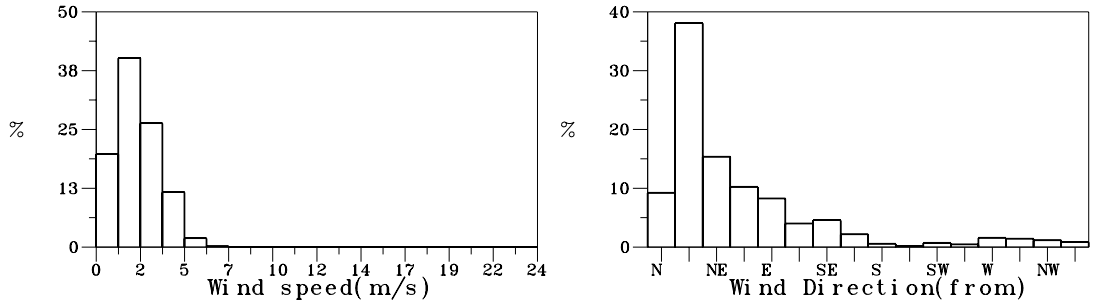


圖 7.2.45 2007年 11 月臺北港測站 W 風速及風向方塊圖

| W078TPW0.ISQ | Institute of Harbor & Marine Technology |
|---|---|

HISWB.BAT(PLIWI1BV.FOR) 2008. 9 . 19

Histogram of Wind

2006/12/01-2007/02/28 TP-W NO= 2149( 99%) MEAN= 2.1m/s MAX= 7.0m/s(NNE)

N~E:57% E~S:25% S~W: 3% W~N:11% Calm: 4% < 5 m/s:98% 5~10: 2% 10~15: 0% >15: 0%

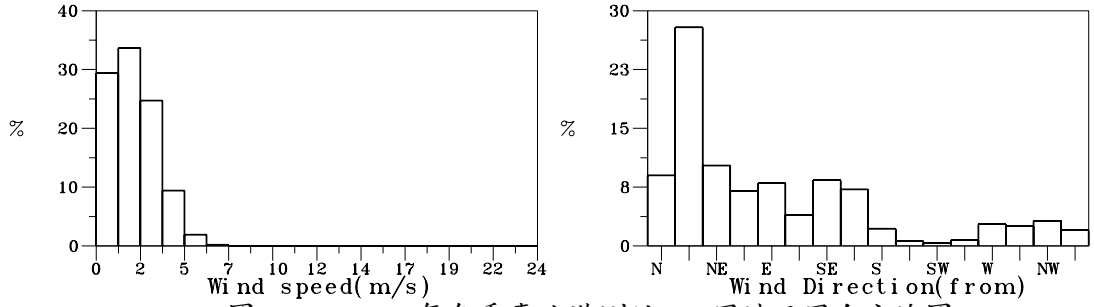


圖7.2.46 2007年冬季臺北港測站 W 風速及風向方塊圖

2007/03/01-2007/05/31 TP-W NO= 2208(100%) MEAN= 1.9m/s MAX= 6.5m/s(NNE)

N~E:30% E~S:36% S~W: 7% W~N:20% Calm: 7% < 5 m/s:99% 5~10: 1% 10~15: 0% >15: 0%

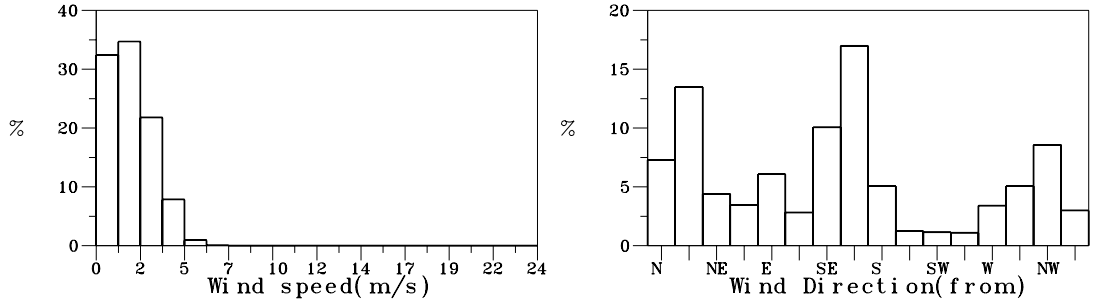


圖7.2.47 2007年春季臺北港測站 W 風速及風向方塊圖

2007/06/01-2007/08/31 TP-W NO= 2190( 99%) MEAN= 1.7m/s MAX= 7.8m/s( SE)

N~E:11% E~S:43% S~W:10% W~N:28% Calm: 8% < 5 m/s:99% 5~10: 1% 10~15: 0% >15: 0%

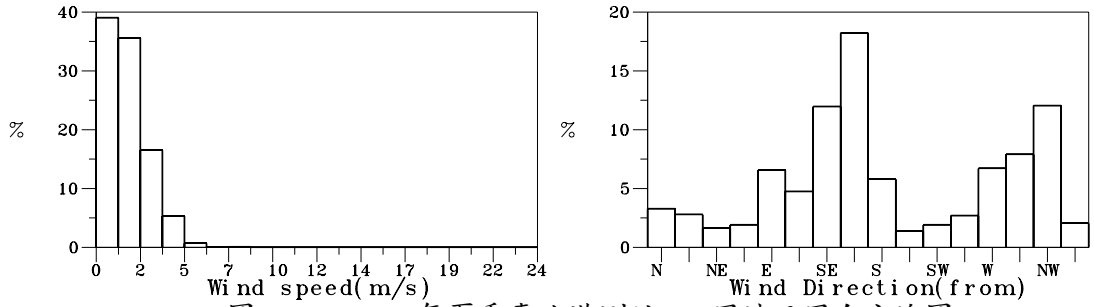


圖7.2.48 2007年夏季臺北港測站 W 風速及風向方塊圖

2007/09/01-2007/11/30 TP-W NO= 2163( 99%) MEAN= 2.1m/s MAX=11.0m/s( N )

N~E:58% E~S:29% S~W: 3% W~N: 7% Calm: 3% < 5 m/s:97% 5~10: 3% 10~15: 0% >15: 0%

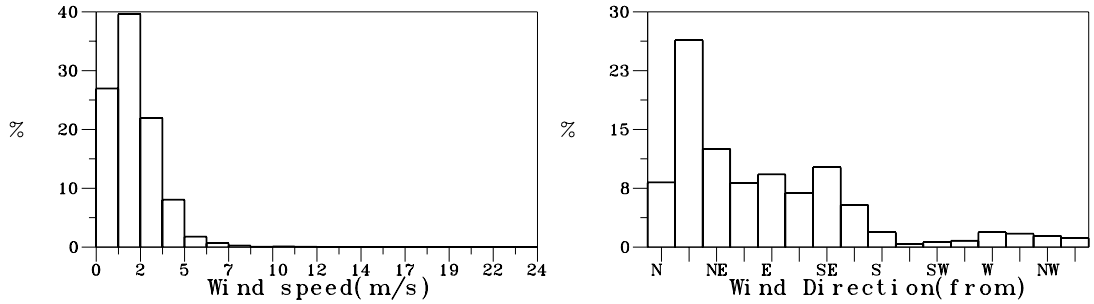


圖7.2.49 2007年秋季臺北港測站 W 風速及風向方塊圖

| W07WTPW0.ISQ | Institute of Harbor & Marine Technology |
|---|---|

HISWB.BAT(PLIW11BV.FOR) 2008. 9 . 19

Histogram of Wind

2006/12/01-2007/11/30 TP-W NO= 8710( 99%) MEAN= 1.9m/s MAX=11.0m/s( N )

N~E:38% E~S:33% S~W: 6% W~N:17% Calm: 6% < 5 m/s:99% 5~10: 1% 10~15: 0% >15: 0%

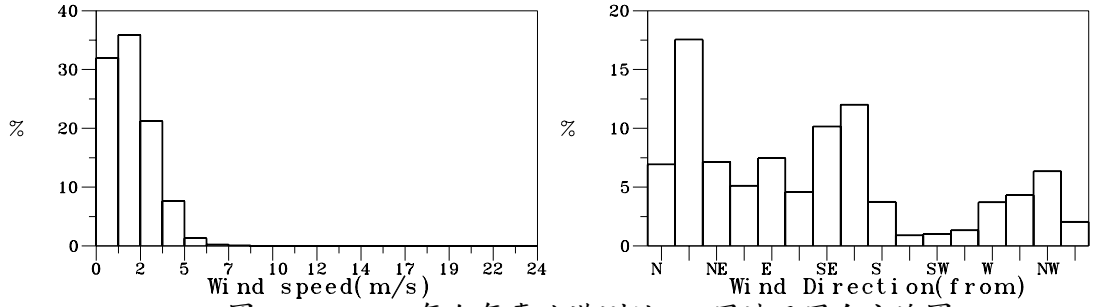


圖7.2.50 2007年全年臺北港測站 W 風速及風向方塊圖

2004/12/01-2006/12/31 TP-W NO= 2230(100%) MEAN= 2.0m/s MAX= 6.0m/s( N )

N~E:58% E~S:27% S~W: 3% W~N: 8% Calm: 4% < 5 m/s:99% 5~10: 1% 10~15: 0% >15: 0%

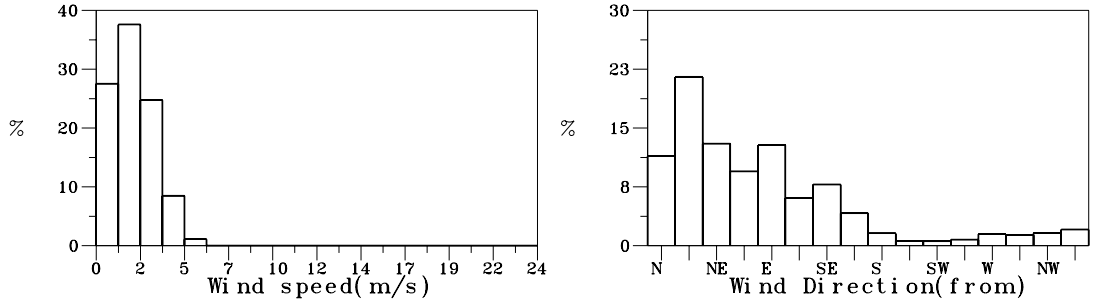


圖7.2.51 歷年12月臺北港測站 W 風速及風向方塊圖

2004/01/01-2007/01/31 TP-W NO= 2792( 94%) MEAN= 2.1m/s MAX= 8.5m/s(SSE)

N~E:57% E~S:21% S~W: 4% W~N:14% Calm: 4% < 5 m/s:98% 5~10: 2% 10~15: 0% >15: 0%

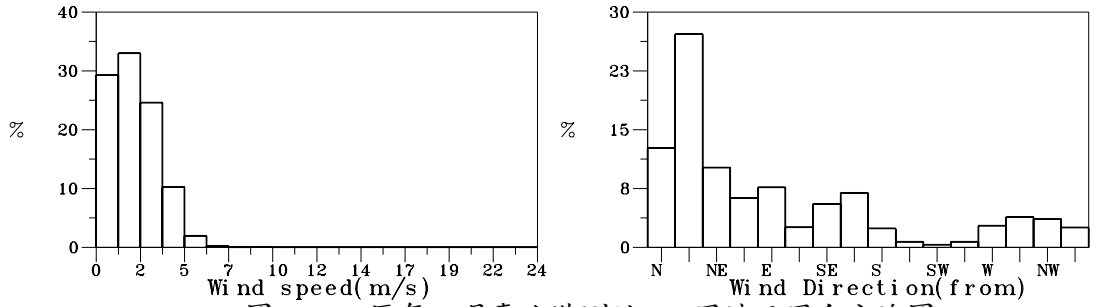


圖7.2.52 歷年 1月臺北港測站 W 風速及風向方塊圖

2004/02/01-2007/02/28 TP-W NO= 2704(100%) MEAN= 2.1m/s MAX= 7.2m/s(NNE)

N~E:41% E~S:27% S~W: 4% W~N:23% Calm: 5% < 5 m/s:97% 5~10: 3% 10~15: 0% >15: 0%

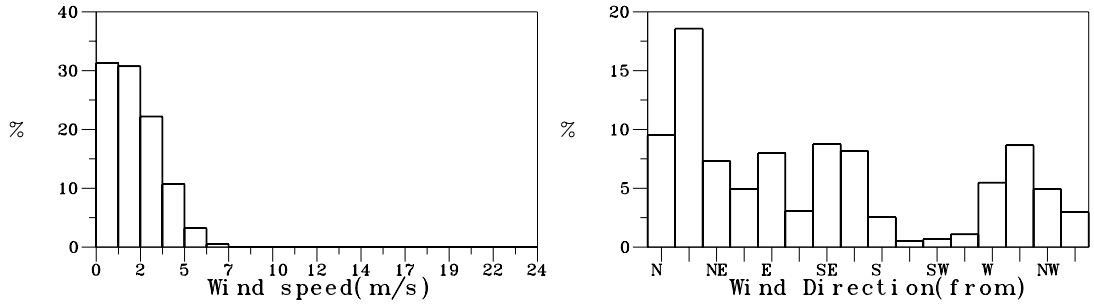


圖7.2.53 歷年 2月臺北港測站 W 風速及風向方塊圖

| W070TPW0.ISQ | Institute of Harbor & Marine Technology |
|---|---|

HISWB.BAT(PLIWI1BV.FOR) 2008. 9 . 19

Histogram of Wind

2004/03/01-2007/03/31 TP-W NO= 2976(100%) MEAN= 2.1m/s MAX= 7.0m/s(NNE)

N~E:45% E~S:27% S~W: 4% W~N:18% Calm: 6% < 5 m/s:98% 5~10: 2% 10~15: 0% >15: 0%

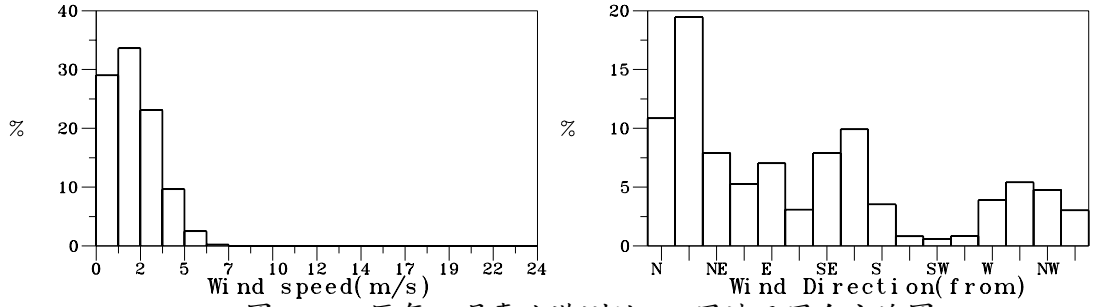


圖7.2.54 歷年 3月臺北港測站 W 風速及風向方塊圖

2004/04/01-2007/04/30 TP-W NO= 2863( 99%) MEAN= 1.8m/s MAX= 7.3m/s(NNE)

N~E:27% E~S:39% S~W: 9% W~N:18% Calm: 7% < 5 m/s:99% 5~10: 1% 10~15: 0% >15: 0%

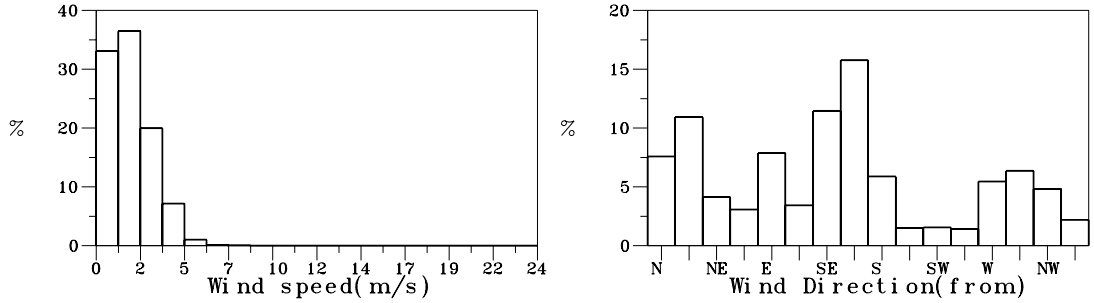


圖7.2.55 歷年 4月臺北港測站 W 風速及風向方塊圖

2004/05/01-2007/05/31 TP-W NO= 2963(100%) MEAN= 1.7m/s MAX= 8.2m/s( W )

N~E:20% E~S:38% S~W:10% W~N:24% Calm: 8% < 5 m/s:99% 5~10: 1% 10~15: 0% >15: 0%

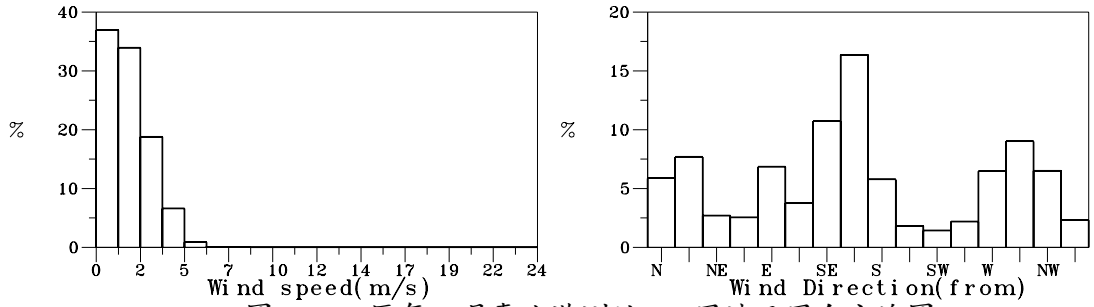


圖7.2.56 歷年 5月臺北港測站 W 風速及風向方塊圖

2004/06/01-2007/06/30 TP-W NO= 2856( 99%) MEAN= 1.6m/s MAX= 5.8m/s(SSE)

N~E:16% E~S:40% S~W:14% W~N:21% Calm: 9% < 5 m/s:99% 5~10: 0% 10~15: 0% >15: 0%

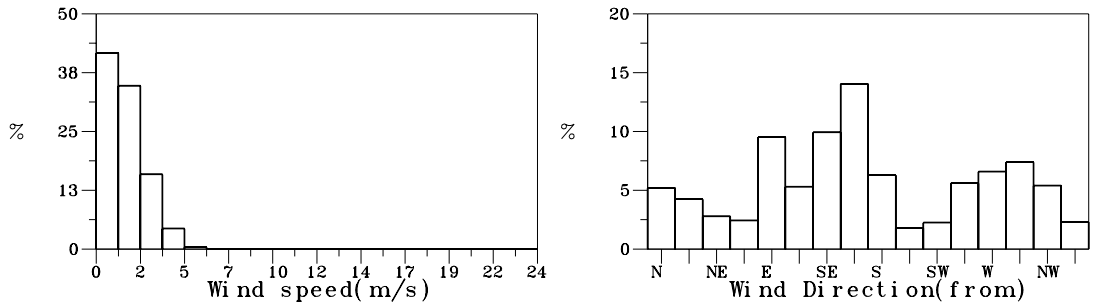


圖7.2.57 歷年 6月臺北港測站 W 風速及風向方塊圖

| W443TPW0.ISQ | Institute of Harbor & Marine Technology |
|---|---|

HISWB.BAT(PLIW11BV.FOR) 2008. 9 . 19

Histogram of Wind

2004/07/01-2007/07/31 TP-W NO= 2974(100%) MEAN= 1.8m/s MAX= 8.1m/s( E )
N~E:12% E~S:41% S~W:12% W~N:28% Calm: 7% < 5 m/s:98% 5~10: 2% 10~15: 0% >15: 0%

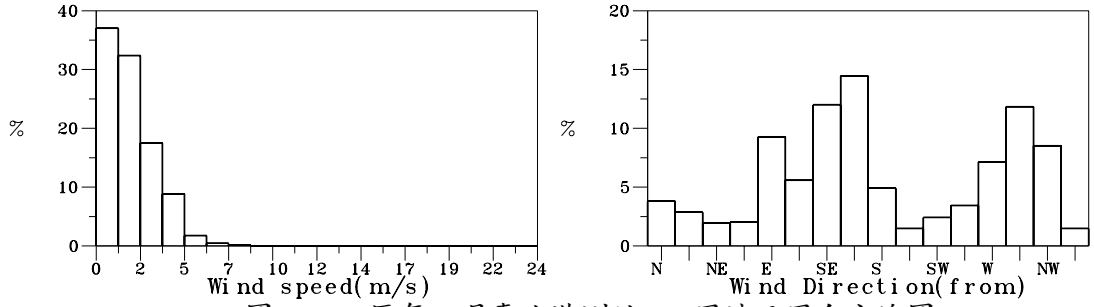


圖7.2.58 歷年 7月臺北港測站 W 風速及風向方塊圖

2004/08/01-2007/08/31 TP-W NO= 2975(100%) MEAN= 1.9m/s MAX=11.9m/s(WNW)
N~E:13% E~S:48% S~W: 8% W~N:25% Calm: 6% < 5 m/s:96% 5~10: 4% 10~15: 0% >15: 0%

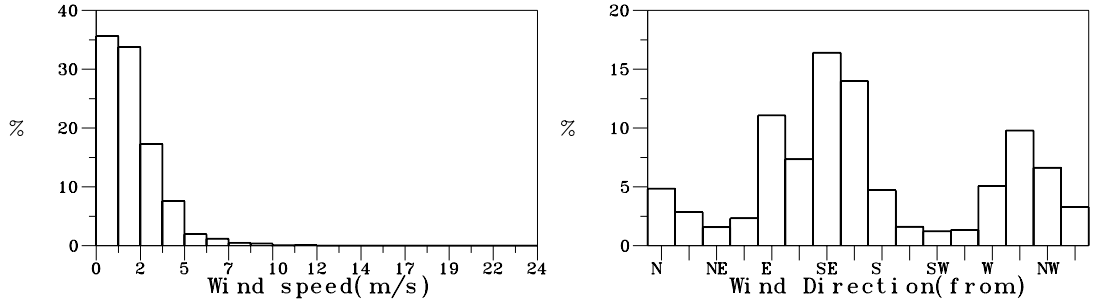


圖7.2.59 歷年 8月臺北港測站 W 風速及風向方塊圖

2004/09/01-2007/09/30 TP-W NO= 2865( 99%) MEAN= 1.8m/s MAX= 8.9m/s( SE)
N~E:31% E~S:44% S~W: 5% W~N:14% Calm: 6% < 5 m/s:98% 5~10: 2% 10~15: 0% >15: 0%

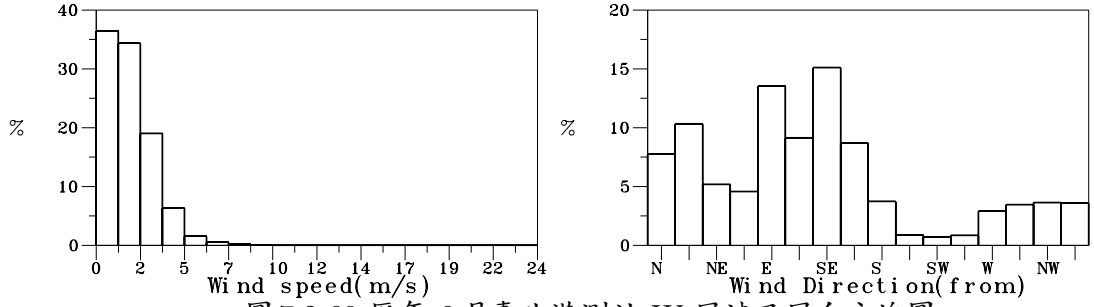


圖7.2.60 歷年 9月臺北港測站 W 風速及風向方塊圖

2004/10/01-2007/10/31 TP-W NO= 2943( 99%) MEAN= 1.9m/s MAX=11.0m/s( N )
N~E:61% E~S:27% S~W: 3% W~N: 5% Calm: 4% < 5 m/s:98% 5~10: 2% 10~15: 0% >15: 0%

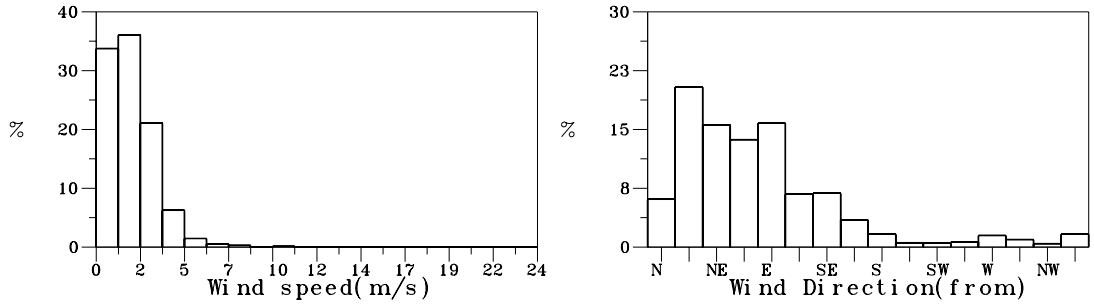


圖7.2.61 歷年10月臺北港測站 W 風速及風向方塊圖

Histogram of Wind

2004/11/01-2007/11/30 TP-W NO= 2849( 99%) MEAN= 2.0m/s MAX= 6.3m/s(NNE)

N~E:51% E~S:33% S~W: 4% W~N: 8% Calm: 4% < 5 m/s:99% 5~10: 1% 10~15: 0% >15: 0%

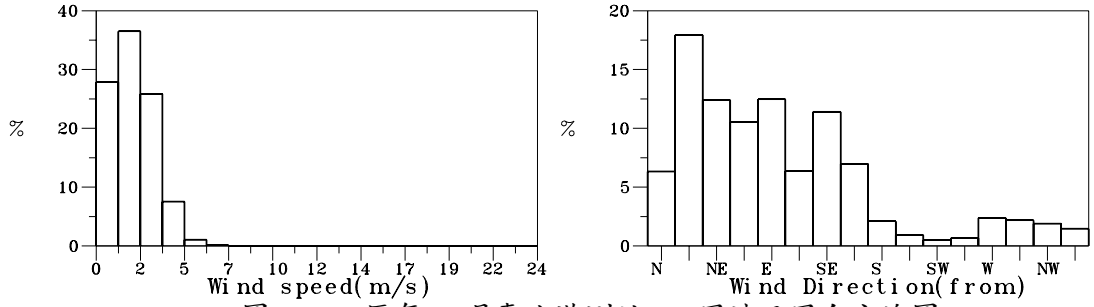


圖 7.2.62 歷年 11 月臺北港測站 W 風速及風向方塊圖

2004/01/01-2007/02/28 TP-W NO= 7726( 98%) MEAN= 2.1m/s MAX= 8.5m/s(SSE)

N~E:52% E~S:25% S~W: 4% W~N:15% Calm: 4% < 5 m/s:98% 5~10: 2% 10~15: 0% >15: 0%

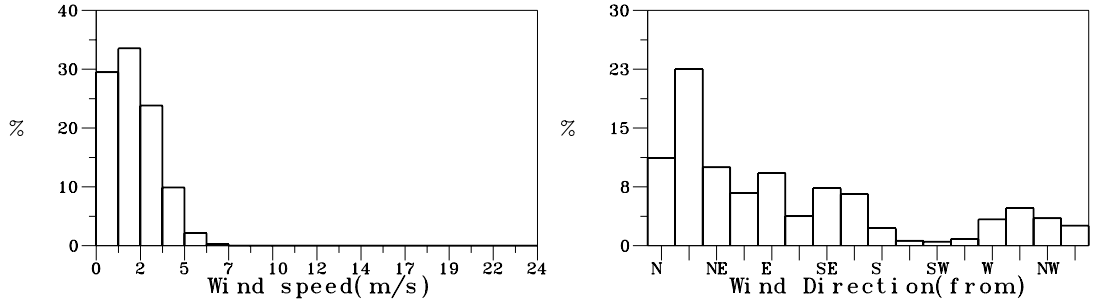


圖 7.2.63 歷年冬季臺北港測站 W 風速及風向方塊圖

2004/03/01-2007/05/31 TP-W NO= 8802(100%) MEAN= 1.9m/s MAX= 8.2m/s( W )

N~E:30% E~S:35% S~W: 8% W~N:20% Calm: 7% < 5 m/s:99% 5~10: 1% 10~15: 0% >15: 0%

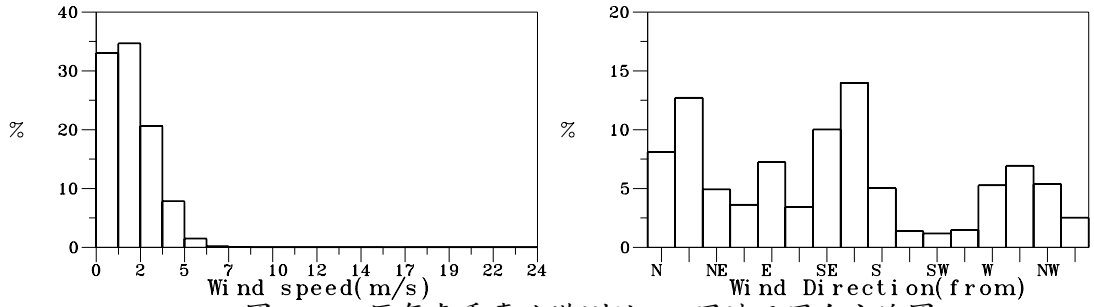


圖 7.2.64 歷年春季臺北港測站 W 風速及風向方塊圖

2004/06/01-2007/08/31 TP-W NO= 8805(100%) MEAN= 1.8m/s MAX=11.9m/s(WNW)

N~E:14% E~S:43% S~W:11% W~N:25% Calm: 7% < 5 m/s:98% 5~10: 2% 10~15: 0% >15: 0%

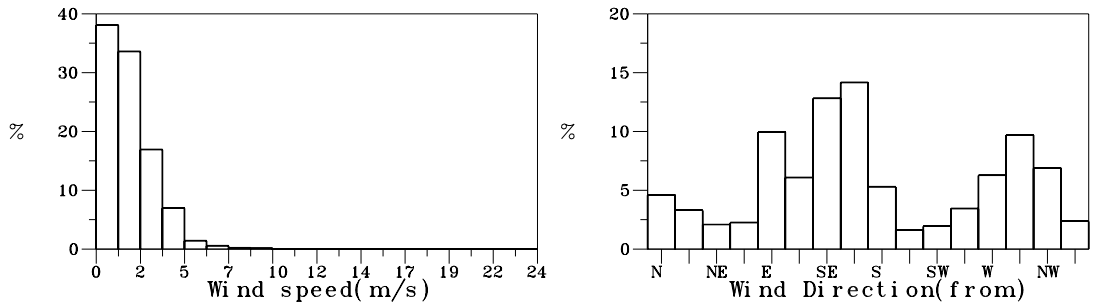


圖 7.2.65 歷年夏季臺北港測站 W 風速及風向方塊圖

| W44BTPW0.ISQ | Institute of Harbor & Marine Technology |
|---|---|

HISWB.BAT(PLIWI1BV.FOR) 2008. 9 . 19

Histogram of Wind

2004/09/01-2007/11/30 TP-W NO= 8657( 99%) MEAN= 1.9m/s MAX=11.0m/s( N )

N~E:48% E~S:35% S~W: 4% W~N: 9% Calm: 4% < 5 m/s:98% 5~10: 2% 10~15: 0% >15: 0%

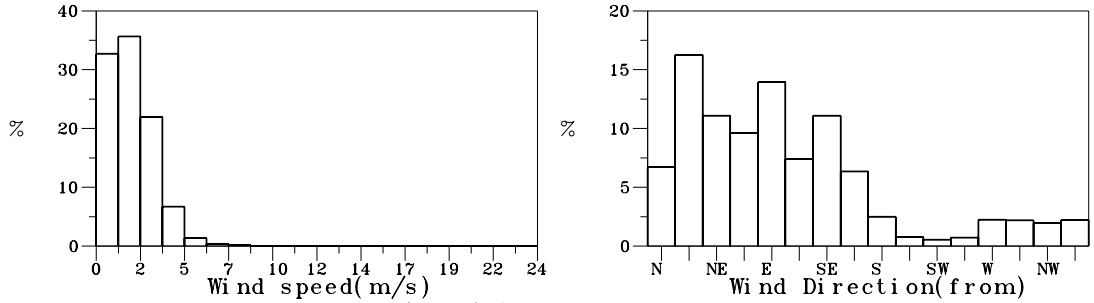


圖7.2.66 歷年秋季臺北港測站 W 風速及風向方塊圖

2004/01/01-2007/11/30 TP-W NO= 33990( 99%) MEAN= 1.9m/s MAX=11.9m/s(WNW)

N~E:35% E~S:35% S~W: 7% W~N:17% Calm: 6% < 5 m/s:98% 5~10: 2% 10~15: 0% >15: 0%

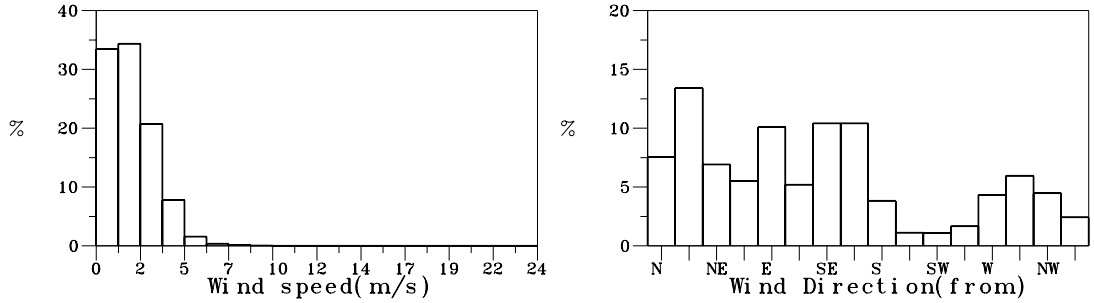


圖7.2.67 歷年 臺北港測站 W 風速及風向方塊圖

## 7.3　2007年臺中港風力方塊圖

Histogram of Wind

2006/12/01-2006/12/31 TC-7 NO= 743(100%) MEAN= 7.7m/s MAX=16.8m/s( NE)

N~E:95% E~S: 1% S~W: 1% W~N: 3% Calm: 0% < 5 m/s:29% 5~10:40% 10~15:28% >15: 3%

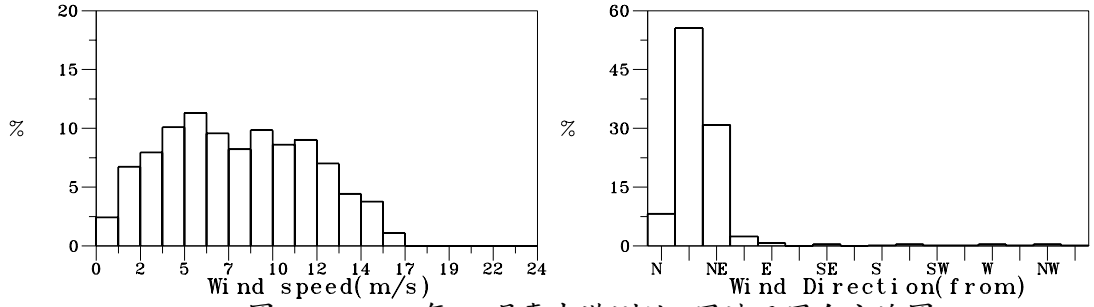


圖7.3.1 2006年12月臺中港測站7風速及風向方塊圖

2007/01/01-2007/01/31 TC-7 NO= 744(100%) MEAN= 8.5m/s MAX=16.4m/s(NNE)

N~E:98% E~S: 1% S~W: 0% W~N: 1% Calm: 0% < 5 m/s:17% 5~10:47% 10~15:35% >15: 1%

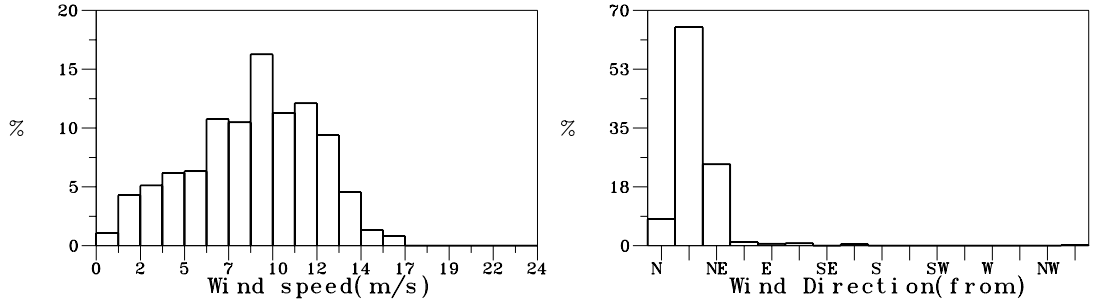


圖7.3.2 2007年 1月臺中港測站7風速及風向方塊圖

2007/02/01-2007/02/28 TC-7 NO= 672(100%) MEAN= 5.0m/s MAX=14.7m/s(NNE)

N~E:79% E~S: 8% S~W: 6% W~N: 7% Calm: 0% < 5 m/s:57% 5~10:35% 10~15: 8% >15: 0%

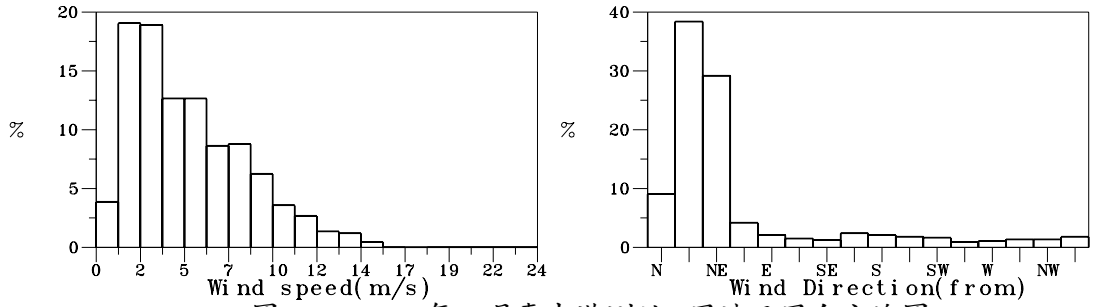


圖7.3.3 2007年 2月臺中港測站7風速及風向方塊圖

2007/03/01-2007/03/31 TC-7 NO= 744(100%) MEAN= 5.2m/s MAX=15.2m/s(NNE)

N~E:68% E~S: 7% S~W:18% W~N: 7% Calm: 0% < 5 m/s:57% 5~10:33% 10~15:10% >15: 0%

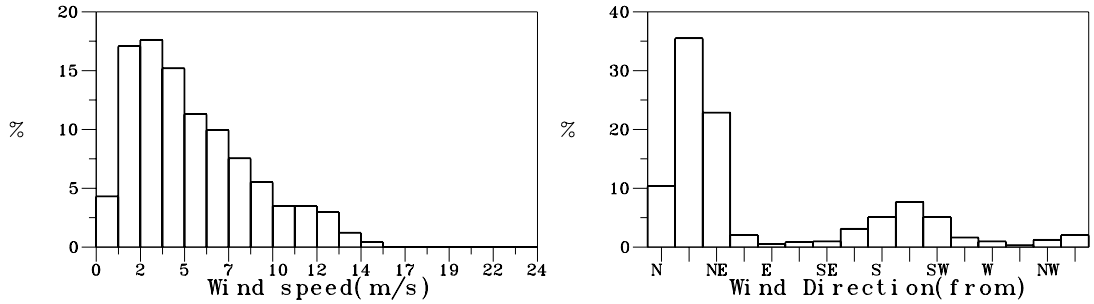


圖7.3.4 2007年 3月臺中港測站7風速及風向方塊圖

| W06CTC70.ISQ | Institute of Harbor & Marine Technology |
|---|---|

HISWB.BAT(PLIWI1BV.FOR) 2008. 9 . 18

Histogram of Wind

2007/04/01-2007/04/30 TC-7 NO= 679( 94%) MEAN= 4.4m/s MAX=18.5m/s(NNE)

N~E:64% E~S:11% S~W:14% W~N:11% Calm: 0% < 5 m/s:67% 5~10:25% 10~15: 8% >15: 0%

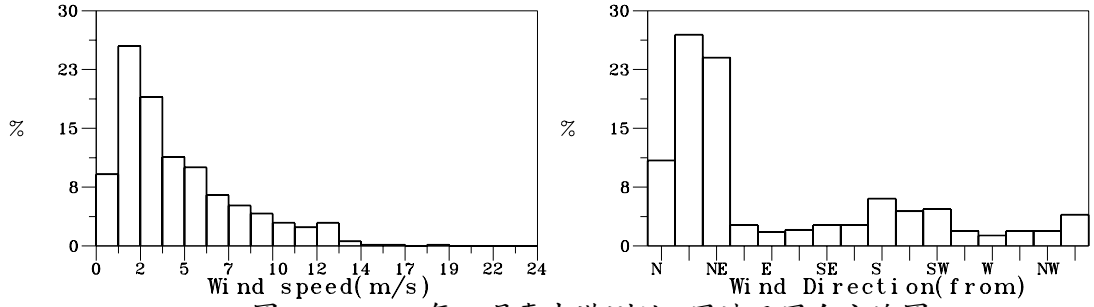


圖7.3.5 2007年 4月臺中港測站7風速及風向方塊圖

2007/05/01-2007/05/31 TC-7 NO= 744(100%) MEAN= 2.9m/s MAX= 9.0m/s(NNE)

N~E:35% E~S:19% S~W:32% W~N:13% Calm: 1% < 5 m/s:89% 5~10:11% 10~15: 0% >15: 0%

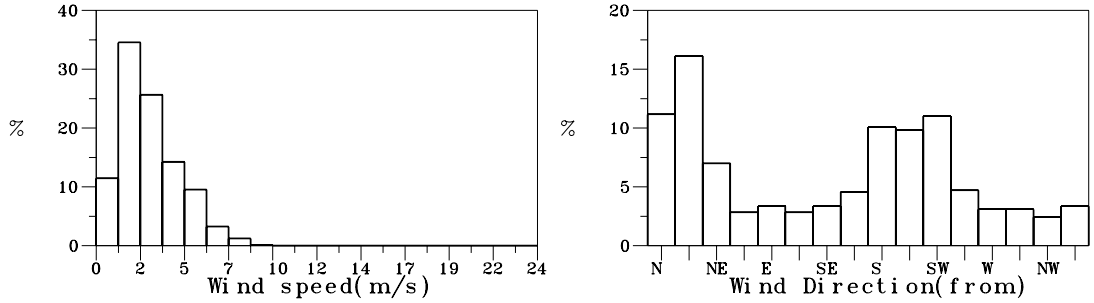


圖7.3.6 2007年 5月臺中港測站7風速及風向方塊圖

2007/06/01-2007/06/30 TC-7 NO= 720(100%) MEAN= 2.8m/s MAX= 8.4m/s( SW)

N~E:11% E~S:30% S~W:49% W~N:10% Calm: 0% < 5 m/s:94% 5~10: 6% 10~15: 0% >15: 0%

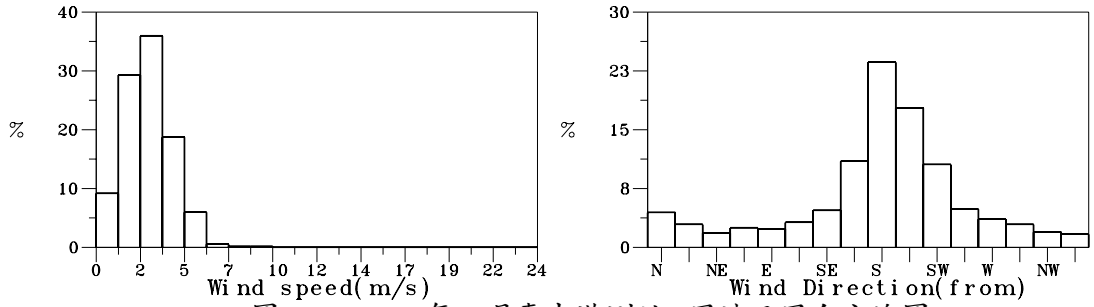


圖7.3.7 2007年 6月臺中港測站7風速及風向方塊圖

2007/07/01-2007/07/31 TC-7 NO= 744(100%) MEAN= 3.1m/s MAX= 7.5m/s(NNE)

N~E:10% E~S:19% S~W:56% W~N:15% Calm: 0% < 5 m/s:92% 5~10: 8% 10~15: 0% >15: 0%

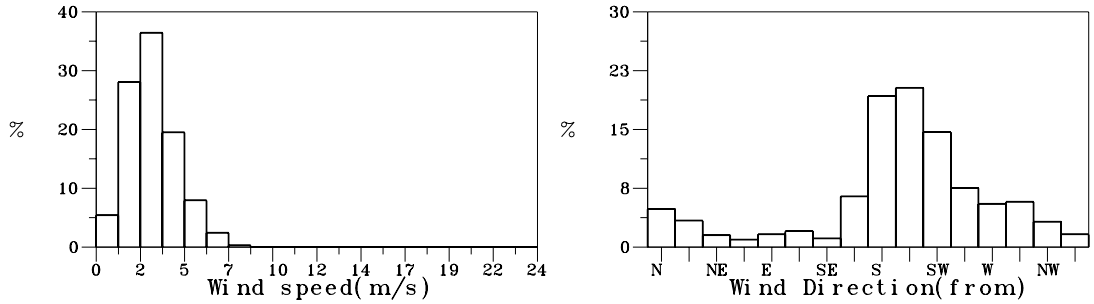


圖7.3.8 2007年 7月臺中港測站7風速及風向方塊圖

| W074TC70.ISQ | Institute of Harbor & Marine Technology |
|---|---|

HISWB.BAT(PLIWI1BV.FOR) 2008. 9 . 18

Histogram of Wind

2007/08/01-2007/08/31 TC-7 NO= 744(100%) MEAN= 3.0m/s MAX=17.9m/s(NNE)
N~E:24% E~S:25% S~W:35% W~N:15% Calm: 1% < 5 m/s:89% 5~10:11% 10~15: 0% >15: 0%

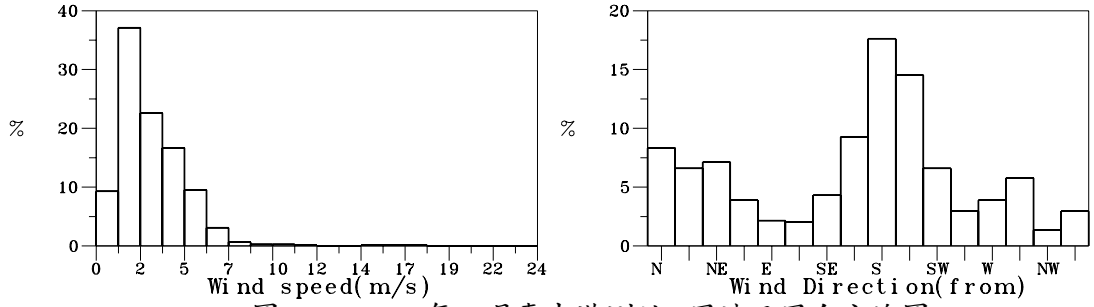


圖7.3.9 2007年 8月臺中港測站7風速及風向方塊圖

2007/09/01-2007/09/30 TC-7 NO= 720(100%) MEAN= 4.2m/s MAX=14.7m/s( N )
N~E:64% E~S:16% S~W:12% W~N: 8% Calm: 0% < 5 m/s:70% 5~10:21% 10~15: 9% >15: 0%

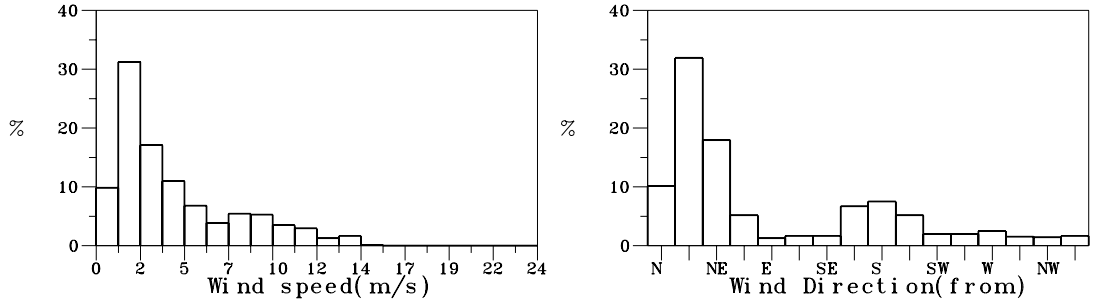


圖7.3.10 2007年 9月臺中港測站7風速及風向方塊圖

2007/10/01-2007/10/31 TC-7 NO= 744(100%) MEAN= 7.3m/s MAX=20.8m/s(NNE)
N~E:85% E~S: 3% S~W: 8% W~N: 4% Calm: 0% < 5 m/s:32% 5~10:43% 10~15:20% >15: 5%

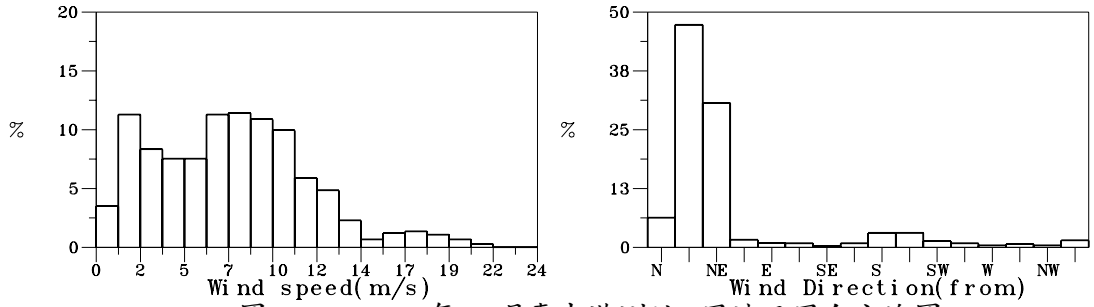


圖7.3.11 2007年10月臺中港測站7風速及風向方塊圖

2007/11/01-2007/11/30 TC-7 NO= 720(100%) MEAN= 9.9m/s MAX=23.3m/s(NNE)
N~E:99% E~S: 1% S~W: 0% W~N: 0% Calm: 0% < 5 m/s:18% 5~10:31% 10~15:38% >15:13%

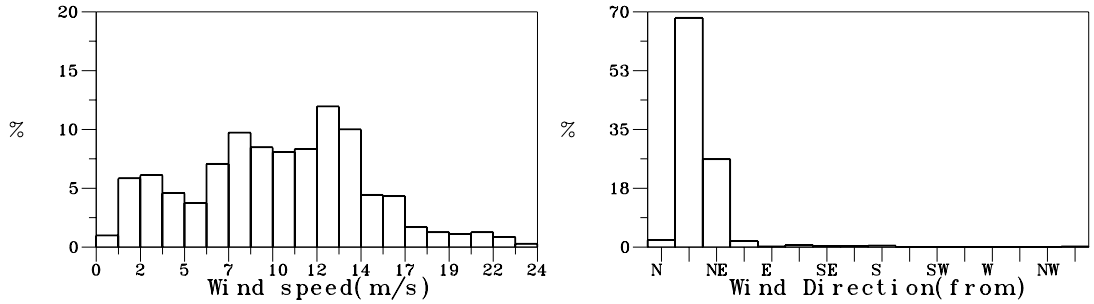


圖7.3.12 2007年11月臺中港測站7風速及風向方塊圖

| W078TC70.ISQ | Institute of Harbor & Marine Technology |
|---|---|

HISWB.BAT(PLIWI1BV.FOR) 2008. 9 . 18

Histogram of Wind

2006/12/01-2007/02/28 TC-7 NO= 2159(100%) MEAN= 7.1m/s MAX=16.8m/s( NE)

N~E:92% E~S: 3% S~W: 2% W~N: 3% Calm: 0% < 5 m/s:34% 5~10:41% 10~15:24% >15: 1%

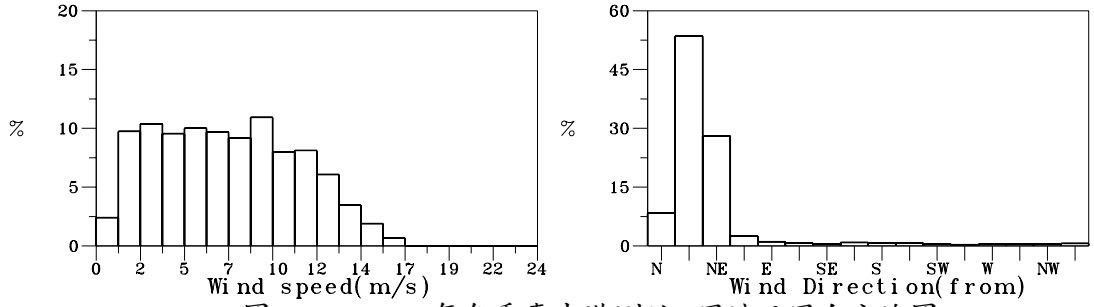


圖7.3.13 2007年冬季臺中港測站7風速及風向方塊圖

2007/03/01-2007/05/31 TC-7 NO= 2167( 98%) MEAN= 4.2m/s MAX=18.5m/s(NNE)

N~E:55% E~S:12% S~W:22% W~N:11% Calm: 0% < 5 m/s:71% 5~10:23% 10~15: 6% >15: 0%

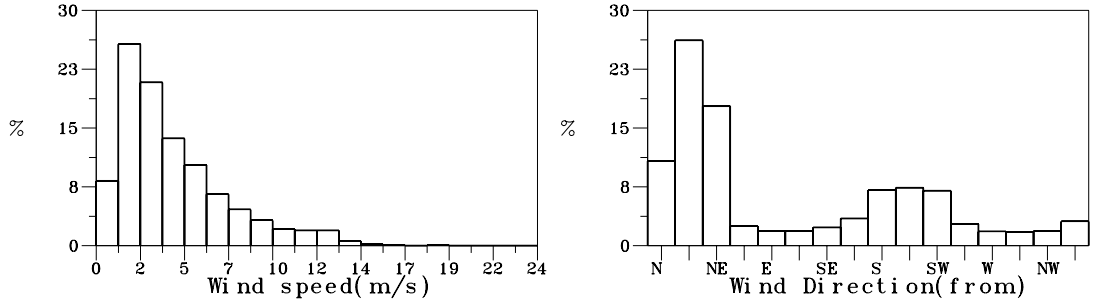


圖7.3.14 2007年春季臺中港測站7風速及風向方塊圖

2007/06/01-2007/08/31 TC-7 NO= 2208(100%) MEAN= 3.0m/s MAX=17.9m/s(NNE)

N~E:15% E~S:25% S~W:47% W~N:13% Calm: 0% < 5 m/s:92% 5~10: 8% 10~15: 0% >15: 0%

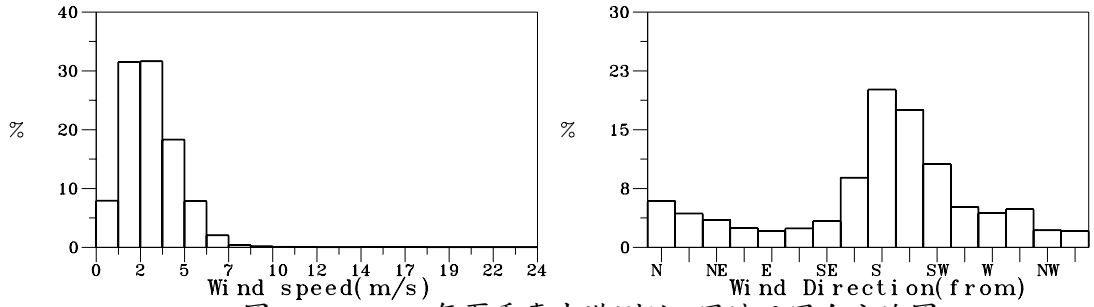


圖7.3.15 2007年夏季臺中港測站7風速及風向方塊圖

2007/09/01-2007/11/30 TC-7 NO= 2184(100%) MEAN= 7.2m/s MAX=23.3m/s(NNE)

N~E:82% E~S: 7% S~W: 7% W~N: 4% Calm: 0% < 5 m/s:40% 5~10:32% 10~15:22% >15: 6%

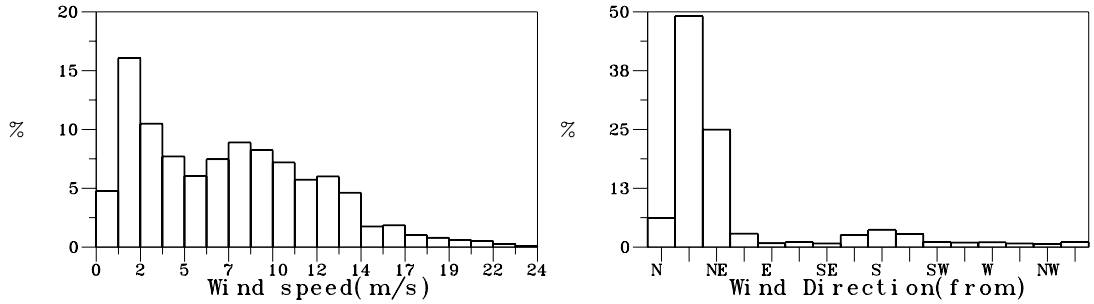


圖7.3.16 2007年秋季臺中港測站7風速及風向方塊圖

| W07WTC70.ISQ | Institute of Harbor & Marine Technology |
|---|---|

HISWB.BAT(PLIWI1BV.FOR) 2008. 9 . 18

Histogram of Wind

2006/12/01-2007/11/30 TC-7 NO= 8718(100%) MEAN= 5.4m/s MAX=23.3m/s(NNE)

N~E:61% E~S:12% S~W:19% W~N: 8% Calm: 0% < 5 m/s:59% 5~10:26% 10~15:13% >15: 2%

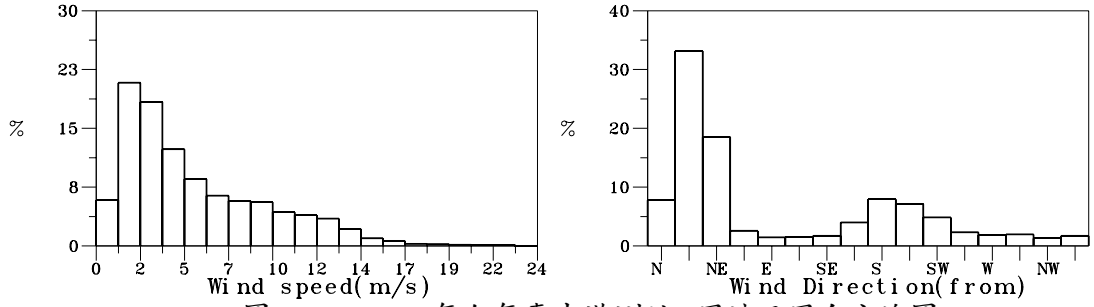


圖7.3.17 2007年全年臺中港測站7風速及風向方塊圖

2001/12/01-2006/12/31 TC-7 NO= 4435( 99%) MEAN= 8.0m/s MAX=26.5m/s(NNE)

N~E:92% E~S: 4% S~W: 1% W~N: 3% Calm: 0% < 5 m/s:32% 5~10:34% 10~15:27% >15: 7%

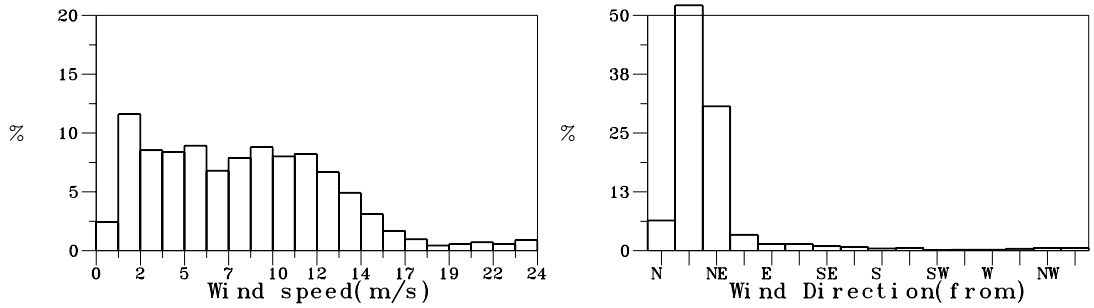


圖7.3.18 歷年12月臺中港測站7風速及風向方塊圖

2002/01/01-2007/01/31 TC-7 NO= 4241( 95%) MEAN= 7.1m/s MAX=17.8m/s( NE)

N~E:92% E~S: 4% S~W: 1% W~N: 3% Calm: 0% < 5 m/s:32% 5~10:44% 10~15:23% >15: 1%

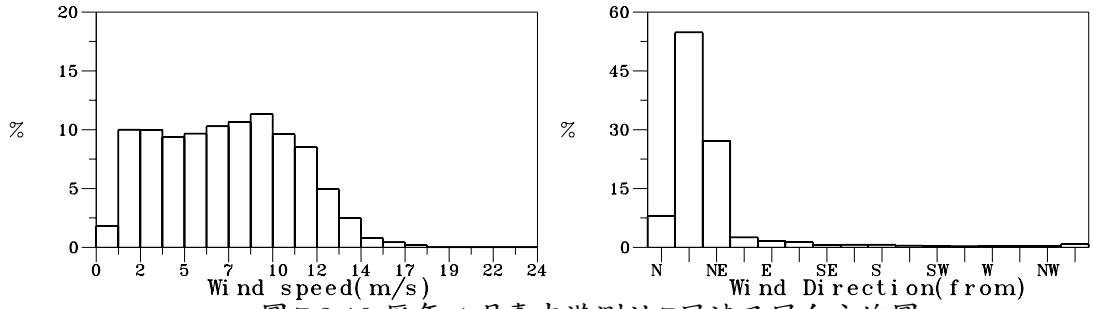


圖7.3.19 歷年 1月臺中港測站7風速及風向方塊圖

2002/02/01-2007/02/28 TC-7 NO= 3335( 82%) MEAN= 6.2m/s MAX=18.7m/s( N )

N~E:82% E~S: 6% S~W: 5% W~N: 7% Calm: 0% < 5 m/s:45% 5~10:36% 10~15:18% >15: 1%

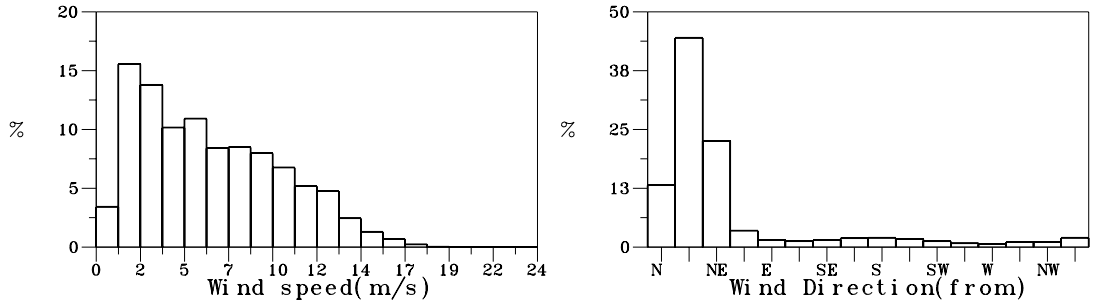


圖7.3.20 歷年 2月臺中港測站7風速及風向方塊圖

| W070TC70.ISQ | Institute of Harbor & Marine Technology |
|---|---|

HISWB.BAT(PLIWI1BV.FOR) 2008. 9 . 18

Histogram of Wind

2002/03/01-2007/03/31 TC-7 NO= 4275( 96%) MEAN= 5.6m/s MAX=19.9m/s(NNE)

N~E:76% E~S: 7% S~W: 9% W~N: 8% Calm: 0% < 5 m/s:51% 5~10:37% 10~15:11% >15: 1%

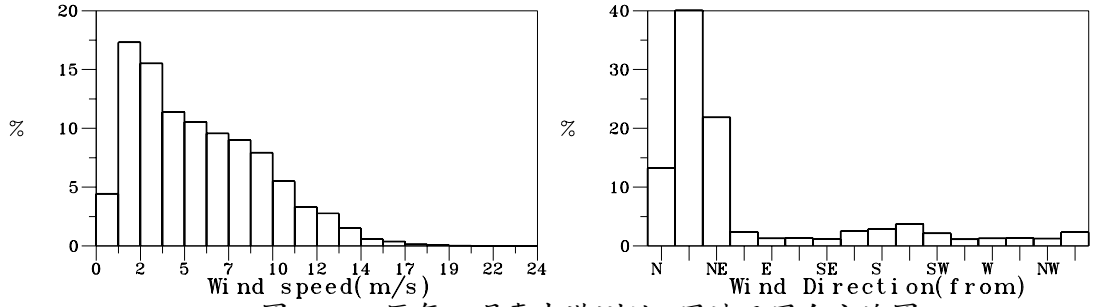


圖7.3.21 歷年 3月臺中港測站7風速及風向方塊圖

2002/04/01-2007/04/30 TC-7 NO= 3822( 88%) MEAN= 4.2m/s MAX=18.5m/s(NNE)

N~E:55% E~S:11% S~W:22% W~N:12% Calm: 0% < 5 m/s:69% 5~10:26% 10~15: 5% >15: 0%

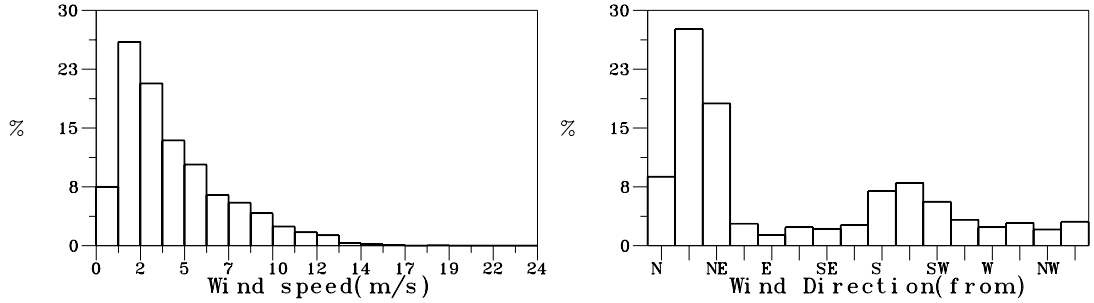


圖7.3.22 歷年 4月臺中港測站7風速及風向方塊圖

2002/05/01-2007/05/31 TC-7 NO= 4445(100%) MEAN= 3.7m/s MAX=16.9m/s(NNE)

N~E:46% E~S:13% S~W:29% W~N:12% Calm: 0% < 5 m/s:77% 5~10:20% 10~15: 3% >15: 0%

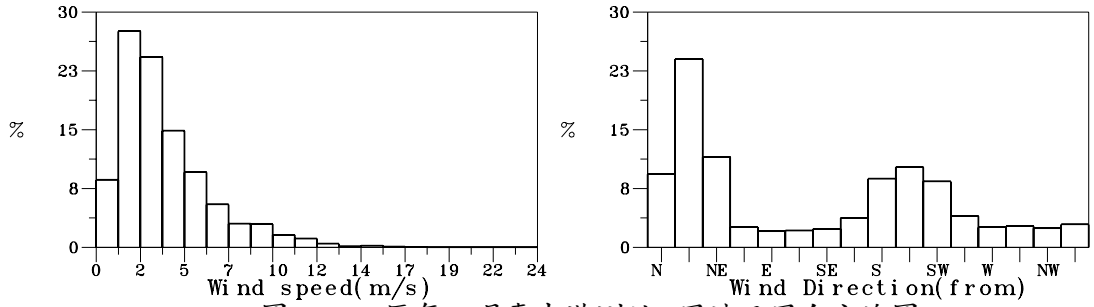


圖7.3.23 歷年 5月臺中港測站7風速及風向方塊圖

2002/06/01-2007/06/30 TC-7 NO= 3721( 86%) MEAN= 3.7m/s MAX=13.9m/s(NNE)

N~E:26% E~S:19% S~W:48% W~N: 7% Calm: 0% < 5 m/s:80% 5~10:18% 10~15: 2% >15: 0%

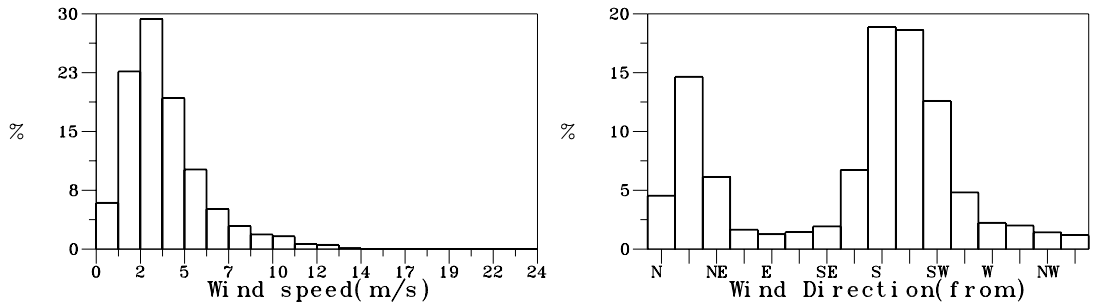


圖7.3.24 歷年 6月臺中港測站7風速及風向方塊圖

Histogram of Wind

2001/07/10-2007/07/31 TC-7 NO= 4717( 91%) MEAN= 3.4m/s MAX=26.1m/s( N )

N~E:19% E~S:17% S~W:48% W~N:16% Calm: 0% < 5 m/s:85% 5~10:12% 10~15: 2% >15: 1%

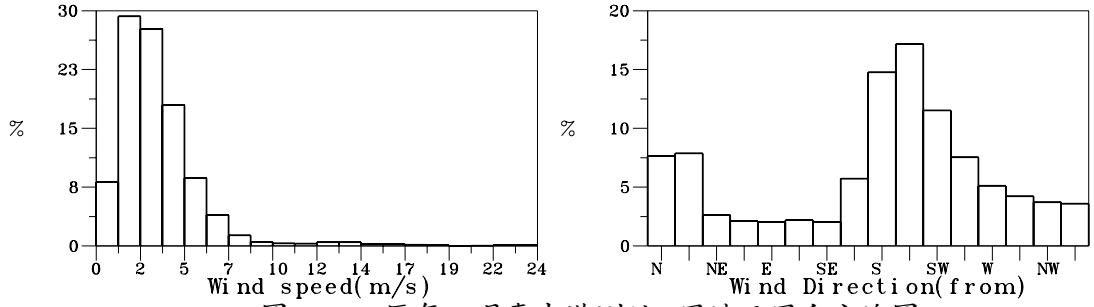


圖7.3.25 歷年 7月臺中港測站7風速及風向方塊圖

2001/08/01-2007/08/31 TC-7 NO= 5208(100%) MEAN= 3.0m/s MAX=23.5m/s( N )

N~E:26% E~S:21% S~W:35% W~N:18% Calm: 0% < 5 m/s:88% 5~10:10% 10~15: 2% >15: 0%

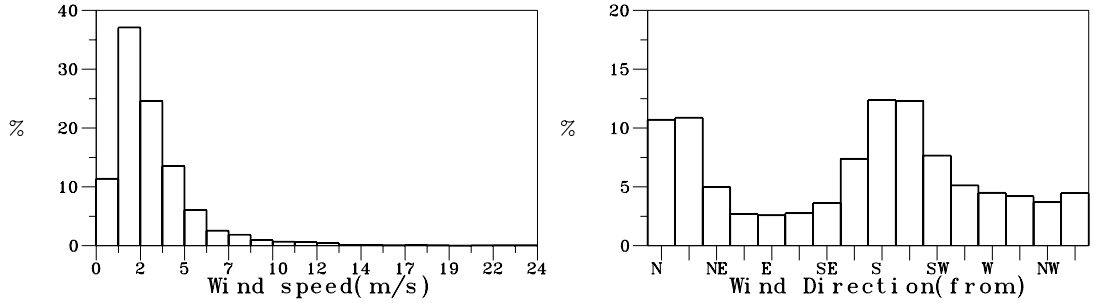


圖7.3.26 歷年 8月臺中港測站7風速及風向方塊圖

2001/09/01-2007/09/30 TC-7 NO= 5040(100%) MEAN= 4.6m/s MAX=26.2m/s( N )

N~E:64% E~S:14% S~W:13% W~N: 9% Calm: 0% < 5 m/s:68% 5~10:23% 10~15: 8% >15: 1%

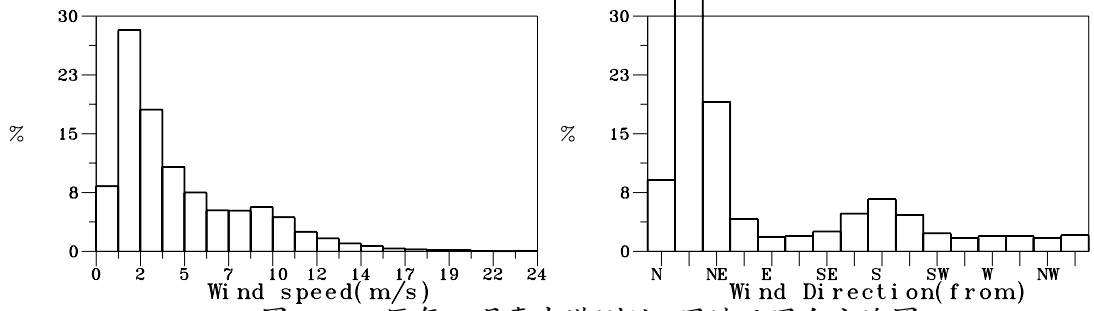


圖7.3.27 歷年 9月臺中港測站7風速及風向方塊圖

2001/10/01-2007/10/31 TC-7 NO= 5196(100%) MEAN= 6.7m/s MAX=27.3m/s(NNE)

N~E:90% E~S: 4% S~W: 3% W~N: 3% Calm: 0% < 5 m/s:39% 5~10:38% 10~15:21% >15: 2%

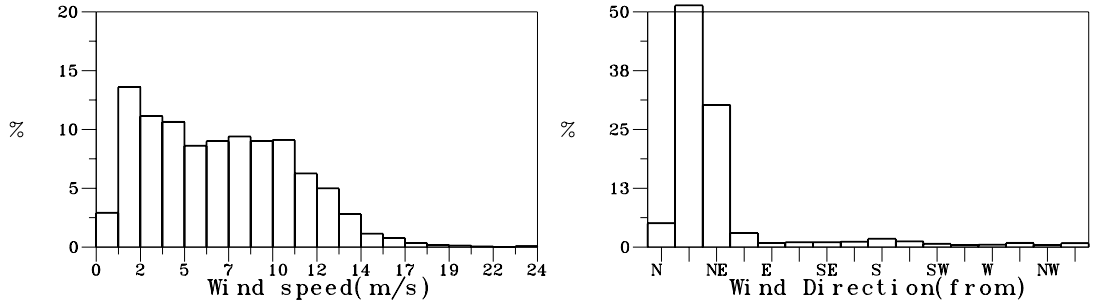


圖7.3.28 歷年10月臺中港測站7風速及風向方塊圖

| W447TC70.ISQ | Institute of Harbor & Marine Technology |
|---|---|

HISWB.BAT(PLIWI1BV.FOR) 2008. 9 . 18

Histogram of Wind

2001/11/01-2007/11/30 TC-7 NO= 4996( 99%) MEAN= 7.6m/s MAX=23.3m/s(NNE)

N~E:87% E~S: 6% S~W: 2% W~N: 5% Calm: 0% < 5 m/s:39% 5~10:28% 10~15:24% >15: 9%

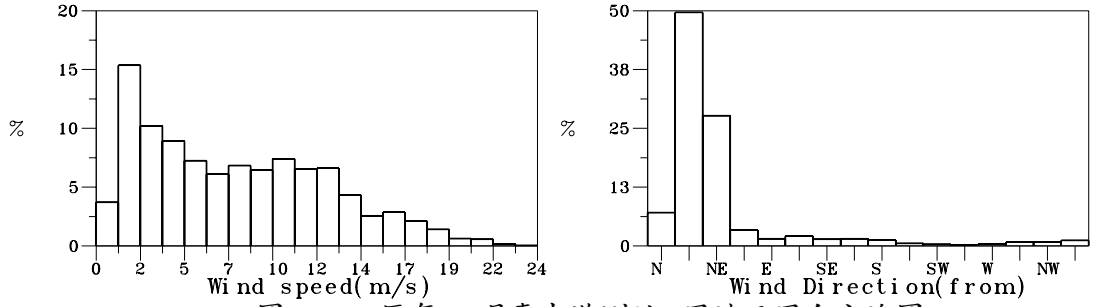


圖7.3.29 歷年11月臺中港測站7風速及風向方塊圖

2001/12/01-2007/02/28 TC-7 NO= 12011( 93%) MEAN= 7.2m/s MAX=26.5m/s(NNE)

N~E:90% E~S: 4% S~W: 2% W~N: 4% Calm: 0% < 5 m/s:36% 5~10:38% 10~15:23% >15: 3%

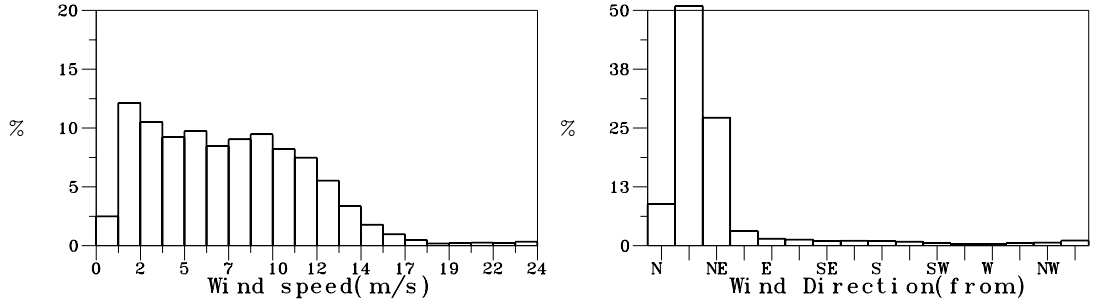


圖7.3.30 歷年冬季臺中港測站7風速及風向方塊圖

2002/03/01-2007/05/31 TC-7 NO= 12542( 95%) MEAN= 4.5m/s MAX=19.9m/s(NNE)

N~E:59% E~S:10% S~W:20% W~N:11% Calm: 0% < 5 m/s:66% 5~10:28% 10~15: 6% >15: 0%

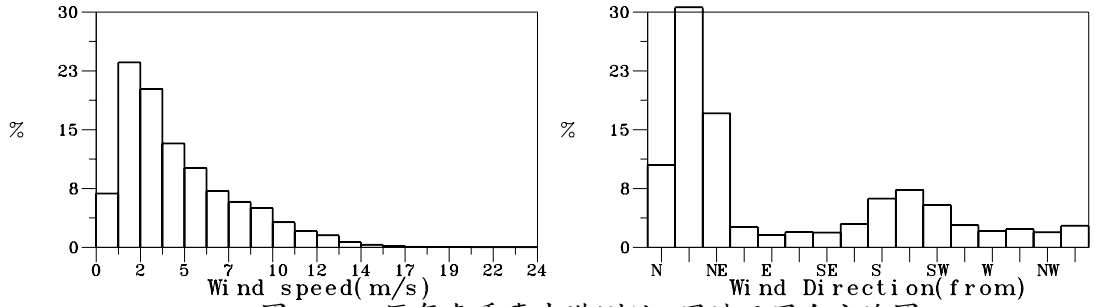


圖7.3.31 歷年春季臺中港測站7風速及風向方塊圖

2001/07/10-2007/08/31 TC-7 NO= 13646( 93%) MEAN= 3.3m/s MAX=26.1m/s( N )

N~E:24% E~S:19% S~W:43% W~N:14% Calm: 0% < 5 m/s:85% 5~10:13% 10~15: 2% >15: 0%

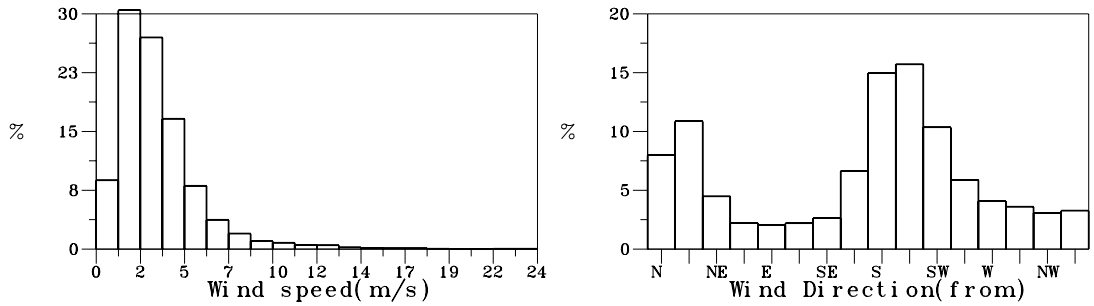


圖7.3.32 歷年夏季臺中港測站7風速及風向方塊圖

Histogram of Wind

2001/09/01-2007/11/30 TC-7 NO= 15232(100%) MEAN= 6.3m/s MAX=27.3m/s(NNE)
N~E:80% E~S: 8% S~W: 6% W~N: 6% Calm: 0% < 5 m/s:48% 5~10:30% 10~15:18% >15: 4%

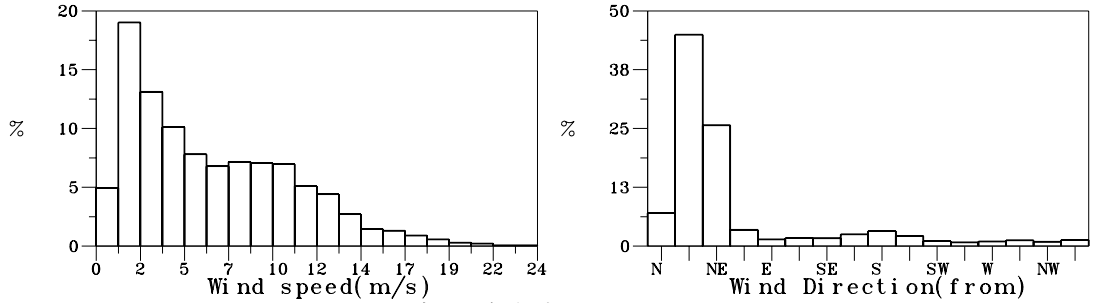


圖7.3.33 歷年秋季臺中港測站7風速及風向方塊圖

2001/07/10-2007/11/30 TC-7 NO= 53431( 95%) MEAN= 5.3m/s MAX=27.3m/s(NNE)
N~E:62% E~S:11% S~W:18% W~N: 9% Calm: 0% < 5 m/s:59% 5~10:27% 10~15:12% >15: 2%

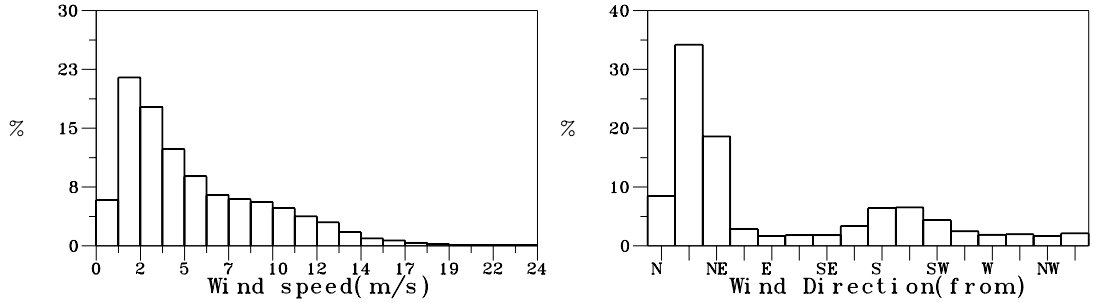


圖7.3.34 歷年全年臺中港測站7風速及風向方塊圖

Histogram of Wind

2006/12/01-2006/12/31 TC-W NO= 744(100%) MEAN= 6.0m/s MAX=13.5m/s( N )

N~E:39% E~S: 1% S~W: 1% W~N:58% Calm: 1% < 5 m/s:38% 5~10:54% 10~15: 8% >15: 0%

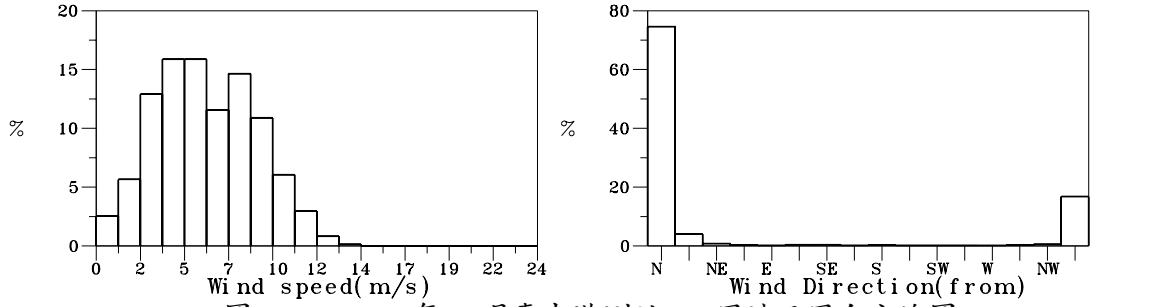


圖 7.3.35 2006年12月臺中港測站 W 風速及風向方塊圖

2007/01/01-2007/01/31 TC-W NO= 741(100%) MEAN= 6.6m/s MAX=13.3m/s( N )

N~E:23% E~S: 1% S~W: 0% W~N:75% Calm: 1% < 5 m/s:25% 5~10:68% 10~15: 7% >15: 0%

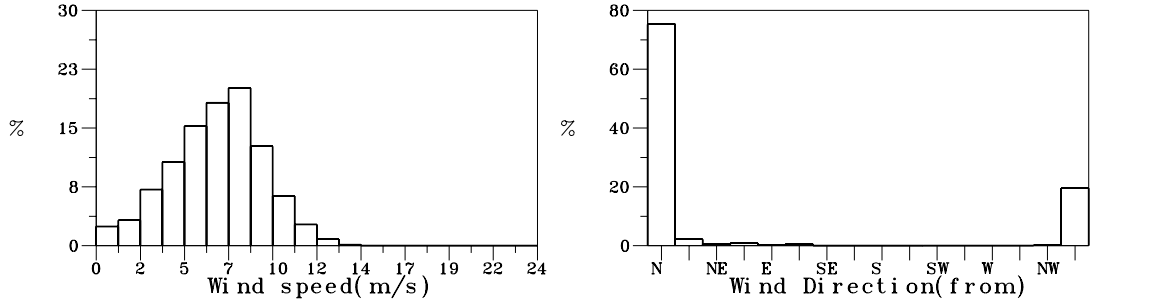


圖 7.3.36 2007年 1月臺中港測站 W 風速及風向方塊圖

2007/02/01-2007/02/28 TC-W NO= 671(100%) MEAN= 4.3m/s MAX=14.4m/s( N )

N~E:38% E~S: 7% S~W: 6% W~N:46% Calm: 3% < 5 m/s:62% 5~10:35% 10~15: 3% >15: 0%

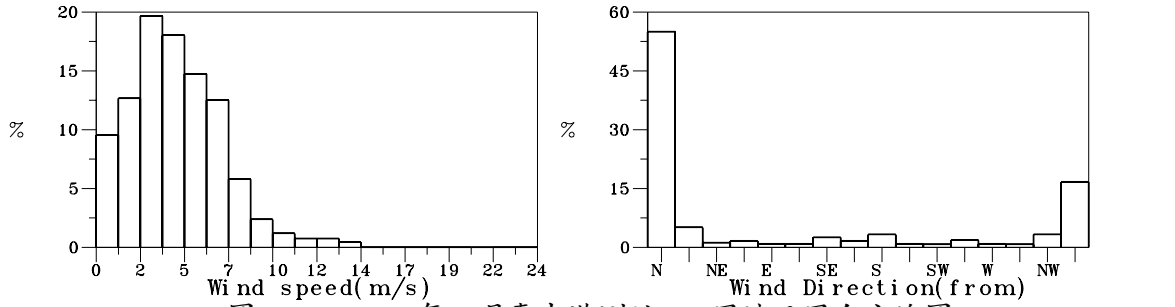


圖 7.3.37 2007年 2月臺中港測站 W 風速及風向方塊圖

2007/03/01-2007/03/31 TC-W NO= 731( 98%) MEAN= 4.5m/s MAX=13.3m/s( N )

N~E:30% E~S:10% S~W:14% W~N:44% Calm: 2% < 5 m/s:61% 5~10:37% 10~15: 2% >15: 0%

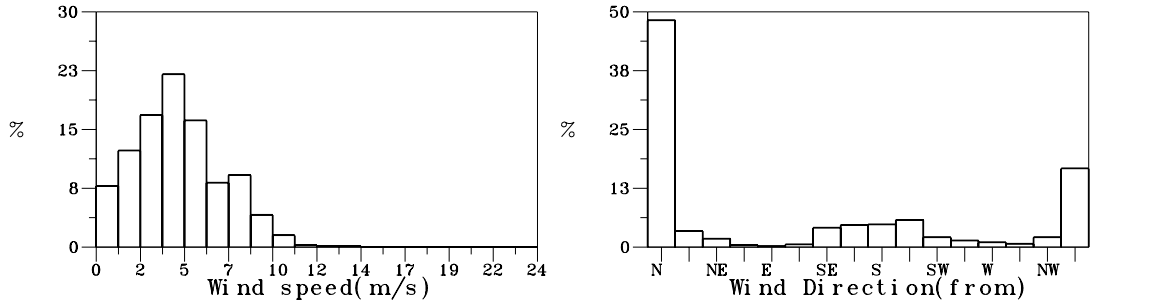


圖 7.3.38 2007年 3月臺中港測站 W 風速及風向方塊圖

| W06CTCW0.ISQ | Institute of Harbor & Marine Technology |
|---|---|

HISWB.BAT(PLIWI1BV.FOR) 2008. 9 . 18

Histogram of Wind

2007/04/01-2007/04/30 TC-W NO= 720(100%) MEAN= 3.9m/s MAX=15.4m/s( NW)

N~E:33% E~S:11% S~W:11% W~N:40% Calm: 5% < 5 m/s:68% 5~10:29% 10~15: 3% >15: 0%

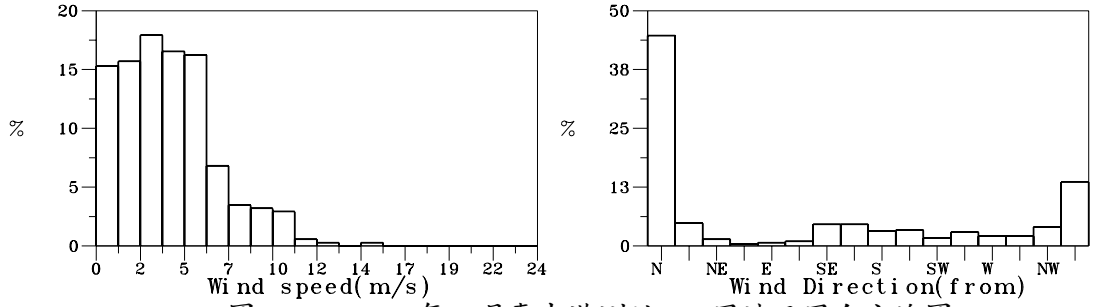


圖7.3.39 2007年 4月臺中港測站 W 風速及風向方塊圖

2007/05/01-2007/05/31 TC-W NO= 744(100%) MEAN= 2.9m/s MAX= 8.6m/s(NNW)

N~E:14% E~S:22% S~W:25% W~N:32% Calm: 7% < 5 m/s:85% 5~10:15% 10~15: 0% >15: 0%

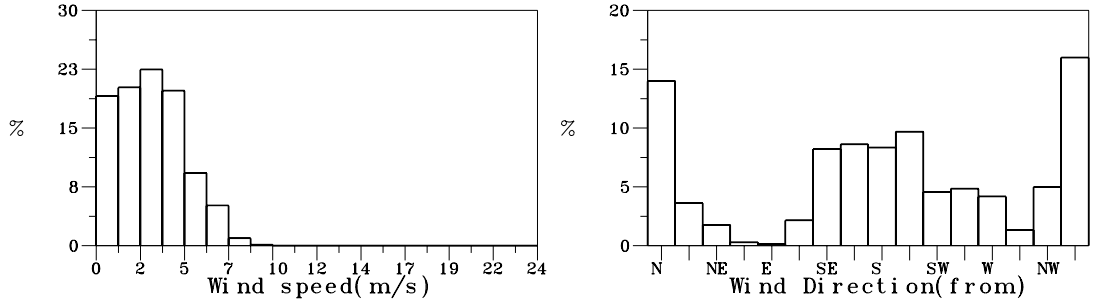


圖7.3.40 2007年 5月臺中港測站 W 風速及風向方塊圖

2007/06/01-2007/06/30 TC-W NO= 711( 99%) MEAN= 3.3m/s MAX= 9.9m/s(WSW)

N~E: 6% E~S:46% S~W:30% W~N:12% Calm: 6% < 5 m/s:82% 5~10:18% 10~15: 0% >15: 0%

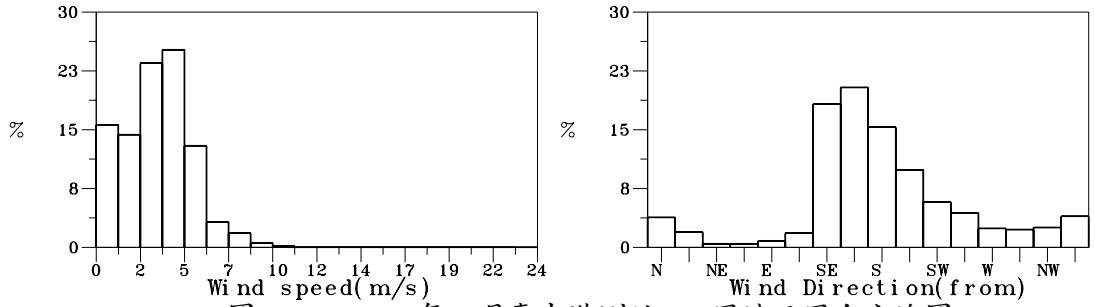


圖7.3.41 2007年 6月臺中港測站 W 風速及風向方塊圖

2007/07/01-2007/07/31 TC-W NO= 744(100%) MEAN= 3.6m/s MAX= 8.2m/s(WSW)

N~E: 6% E~S:39% S~W:38% W~N:16% Calm: 1% < 5 m/s:80% 5~10:20% 10~15: 0% >15: 0%

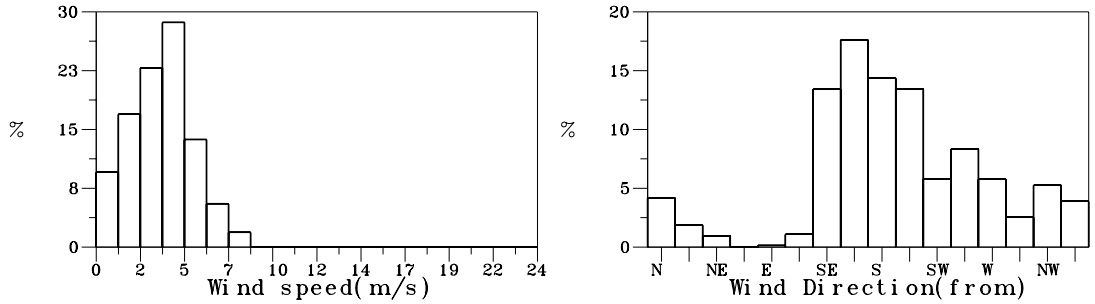


圖7.3.42 2007年 7月臺中港測站 W 風速及風向方塊圖

| W074TCW0.ISQ | Institute of Harbor & Marine Technology |
|---|---|

HISWB.BAT(PLIW11BV.FOR) 2008. 9 . 18

Histogram of Wind

2007/08/01-2007/08/31 TC-W NO= 744(100%) MEAN= 3.4m/s MAX=11.7m/s(SSE)

N~E:14% E~S:40% S~W:21% W~N:21% Calm: 4% < 5 m/s:74% 5~10:25% 10~15: 1% >15: 0%

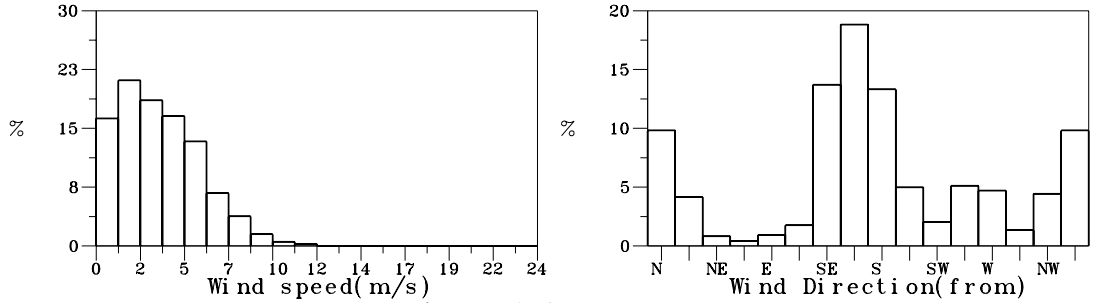


圖7.3.43 2007年 8月臺中港測站 W 風速及風向方塊圖

2007/09/01-2007/09/30 TC-W NO= 716( 99%) MEAN= 3.9m/s MAX=16.1m/s(NNW)

N~E:26% E~S:20% S~W:10% W~N:40% Calm: 4% < 5 m/s:70% 5~10:25% 10~15: 4% >15: 1%

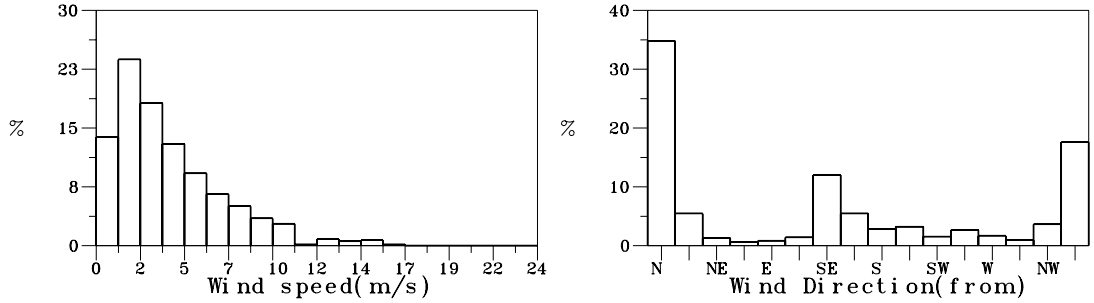


圖7.3.44 2007年 9月臺中港測站 W 風速及風向方塊圖

2007/10/01-2007/10/31 TC-W NO= 742(100%) MEAN= 6.1m/s MAX=25.5m/s( NW)

N~E:34% E~S: 6% S~W: 4% W~N:53% Calm: 3% < 5 m/s:36% 5~10:54% 10~15: 7% >15: 3%

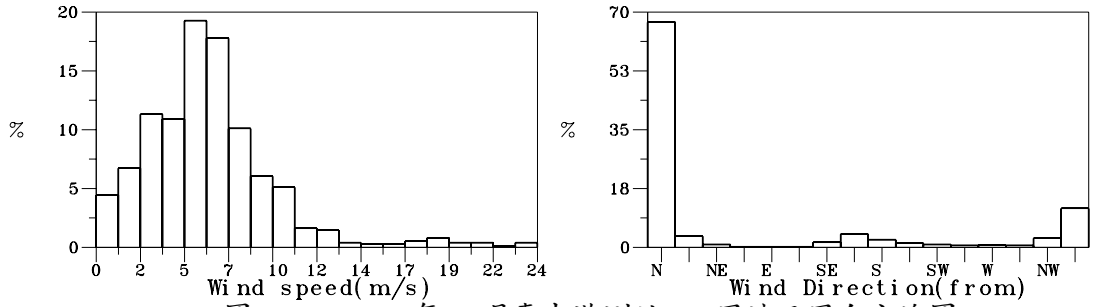


圖7.3.45 2007年10月臺中港測站 W 風速及風向方塊圖

2007/11/01-2007/11/30 TC-W NO= 719(100%) MEAN= 7.3m/s MAX=16.3m/s( N )

N~E:33% E~S: 1% S~W: 0% W~N:65% Calm: 1% < 5 m/s:26% 5~10:53% 10~15:20% >15: 1%

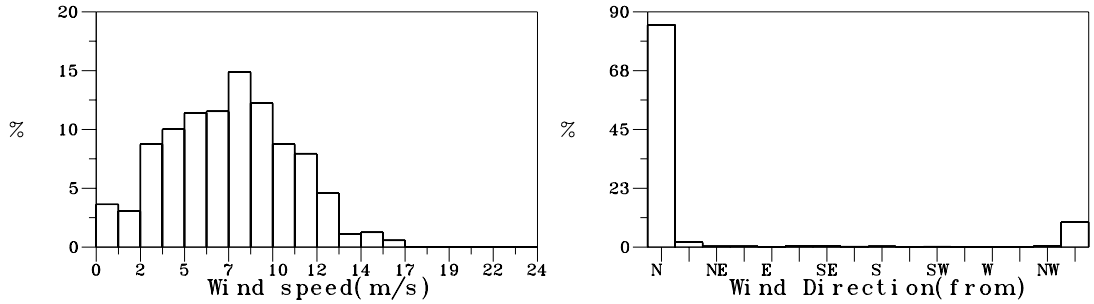


圖7.3.46 2007年11月臺中港測站 W 風速及風向方塊圖

| W078TCW0.ISQ | Institute of Harbor & Marine Technology |
|---|---|

HISWB.BAT(PLIW11BV.FOR) 2008. 9 . 18

Histogram of Wind

2006/12/01-2007/02/28 TC-W NO= 2156(100%) MEAN= 5.7m/s MAX=14.4m/s( N )

N~E:33% E~S: 3% S~W: 2% W~N:61% Calm: 1% < 5 m/s:41% 5~10:53% 10~15: 6% >15: 0%

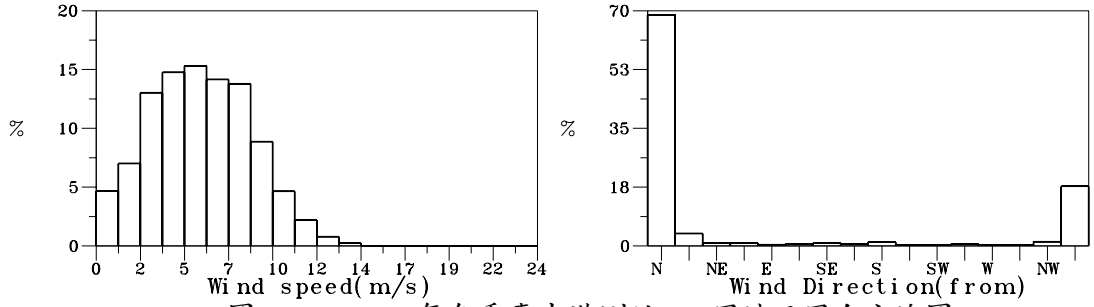


圖7.3.47 2007年冬季臺中港測站 W 風速及風向方塊圖

2007/03/01-2007/05/31 TC-W NO= 2195( 99%) MEAN= 3.8m/s MAX=15.4m/s( NW)

N~E:26% E~S:15% S~W:17% W~N:37% Calm: 5% < 5 m/s:71% 5~10:27% 10~15: 2% >15: 0%

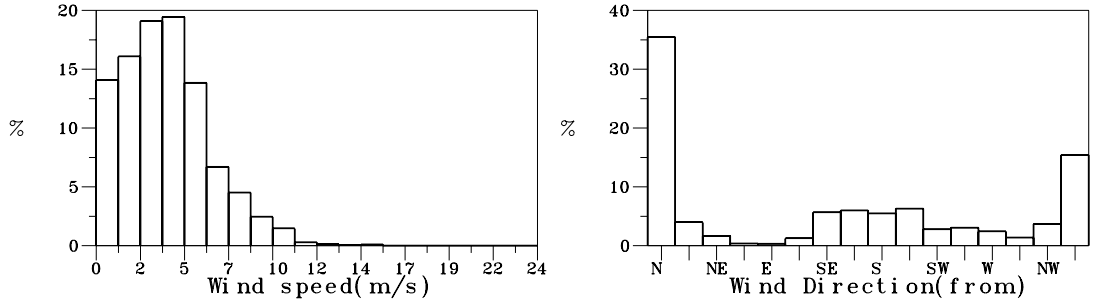


圖7.3.48 2007年春季臺中港測站 W 風速及風向方塊圖

2007/06/01-2007/08/31 TC-W NO= 2199(100%) MEAN= 3.4m/s MAX=11.7m/s(SSE)

N~E: 8% E~S:42% S~W:30% W~N:16% Calm: 4% < 5 m/s:79% 5~10:21% 10~15: 0% >15: 0%

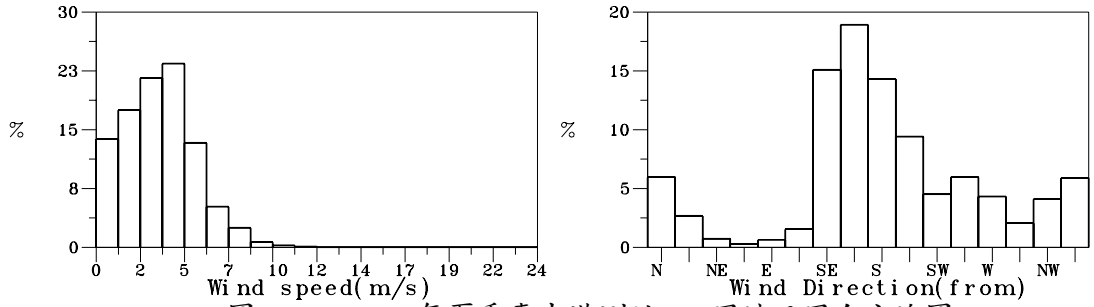


圖7.3.49 2007年夏季臺中港測站 W 風速及風向方塊圖

2007/09/01-2007/11/30 TC-W NO= 2177(100%) MEAN= 5.8m/s MAX=25.5m/s( NW)

N~E:31% E~S: 9% S~W: 5% W~N:52% Calm: 3% < 5 m/s:44% 5~10:44% 10~15:10% >15: 2%

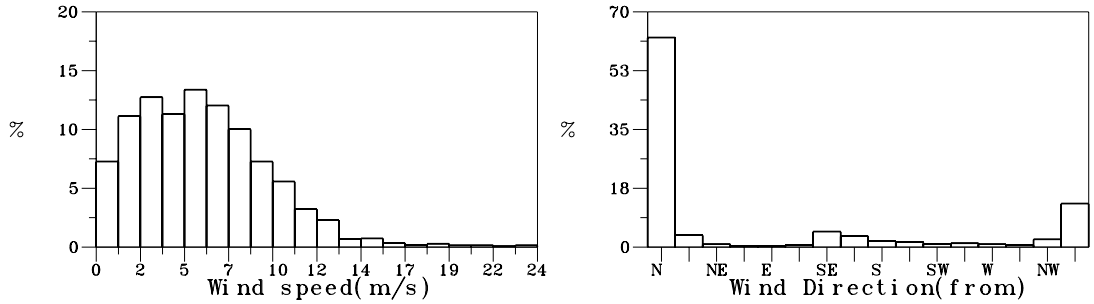


圖7.3.50 2007年秋季臺中港測站 W 風速及風向方塊圖

| W07WTCW0.ISQ | Institute of Harbor & Marine Technology |
|---|---|

HISWB.BAT(PLIW11BV.FOR) 2008. 9 . 18

Histogram of Wind

2006/12/01-2007/11/30 TC-W NO= 8727(100%) MEAN= 4.7m/s MAX=25.5m/s( NW)

N~E:24% E~S:17% S~W:13% W~N:43% Calm: 3% < 5 m/s:59% 5~10:36% 10~15: 5% >15: 0%

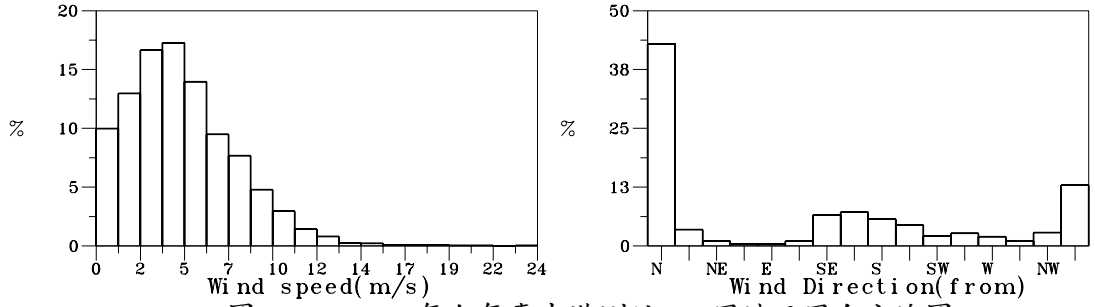


圖7.3.51 2007年全年臺中港測站 W 風速及風向方塊圖

1996/12/01-2006/12/31 TC-W NO= 2972(100%) MEAN= 6.2m/s MAX=16.5m/s(NNE)

N~E:55% E~S: 2% S~W: 1% W~N:41% Calm: 1% < 5 m/s:38% 5~10:51% 10~15:11% >15: 0%

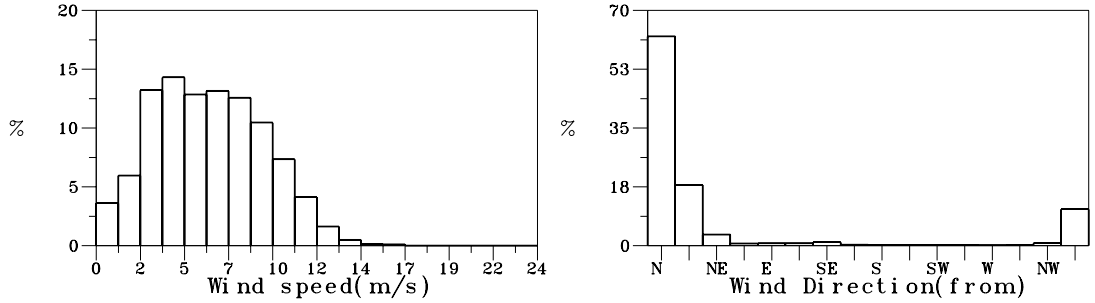


圖7.3.52 歷年12月臺中港測站 W 風速及風向方塊圖

1996/01/01-2007/01/31 TC-W NO= 4273( 96%) MEAN= 6.4m/s MAX=16.2m/s( N )

N~E:53% E~S: 2% S~W: 1% W~N:43% Calm: 1% < 5 m/s:32% 5~10:58% 10~15:10% >15: 0%

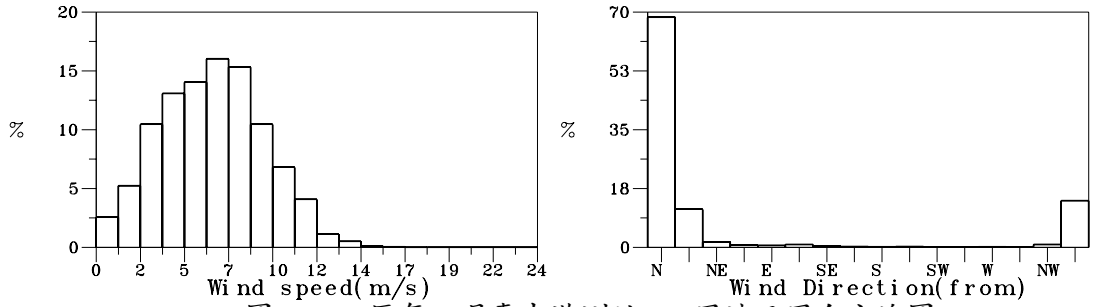


圖7.3.53 歷年 1月臺中港測站 W 風速及風向方塊圖

1996/02/01-2007/02/28 TC-W NO= 4067(100%) MEAN= 5.8m/s MAX=16.7m/s( N )

N~E:50% E~S: 6% S~W: 4% W~N:39% Calm: 1% < 5 m/s:43% 5~10:46% 10~15:11% >15: 0%

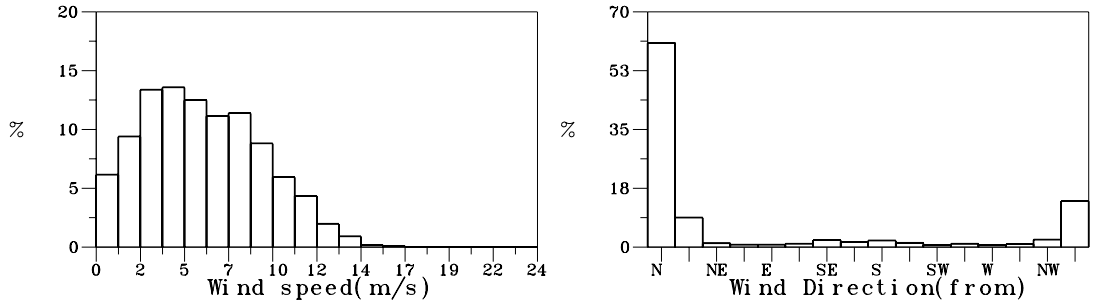


圖7.3.54 歷年 2月臺中港測站 W 風速及風向方塊圖

| W070TCW0.ISQ | Institute of Harbor & Marine Technology |
|---|---|

HISWB.BAT(PLIW11BV.FOR) 2008. 9 . 18

Histogram of Wind

1996/03/01-2007/03/31 TC-W NO= 4443(100%) MEAN= 5.1m/s MAX=16.2m/s( N )

N~E:50% E~S: 8% S~W: 7% W~N:34% Calm: 1% < 5 m/s:52% 5~10:43% 10~15: 5% >15: 0%

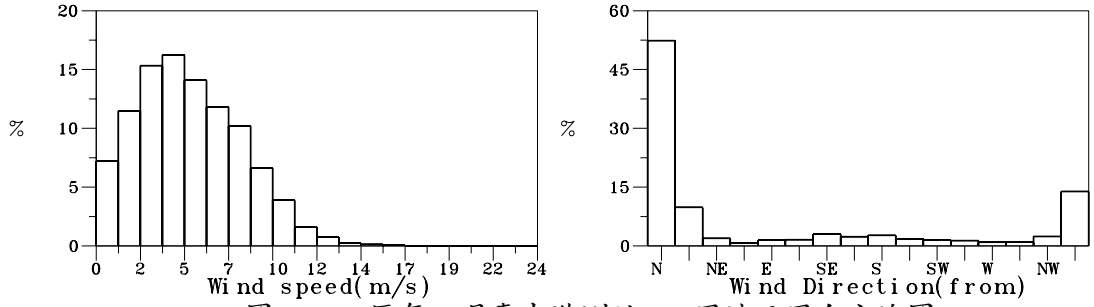


圖7.3.55 歷年 3月臺中港測站 W 風速及風向方塊圖

1996/04/01-2007/04/30 TC-W NO= 4295( 99%) MEAN= 4.3m/s MAX=15.4m/s( NW)

N~E:40% E~S:16% S~W:14% W~N:28% Calm: 2% < 5 m/s:66% 5~10:30% 10~15: 4% >15: 0%

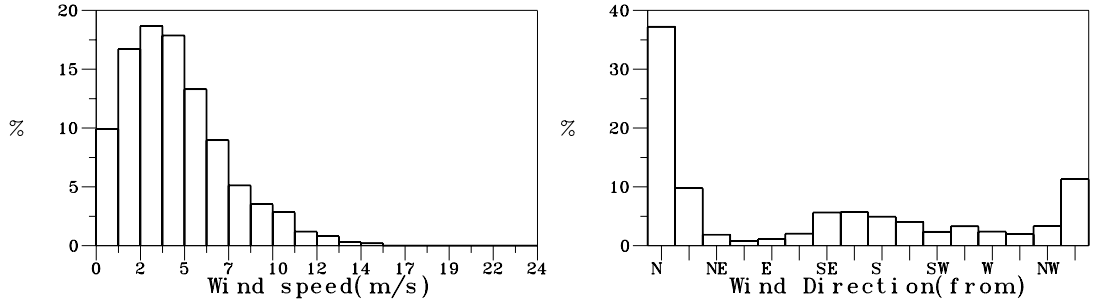


圖7.3.56 歷年 4月臺中港測站 W 風速及風向方塊圖

1996/05/01-2007/05/31 TC-W NO= 4434( 99%) MEAN= 3.8m/s MAX=13.7m/s( N )

N~E:29% E~S:22% S~W:22% W~N:24% Calm: 3% < 5 m/s:74% 5~10:24% 10~15: 2% >15: 0%

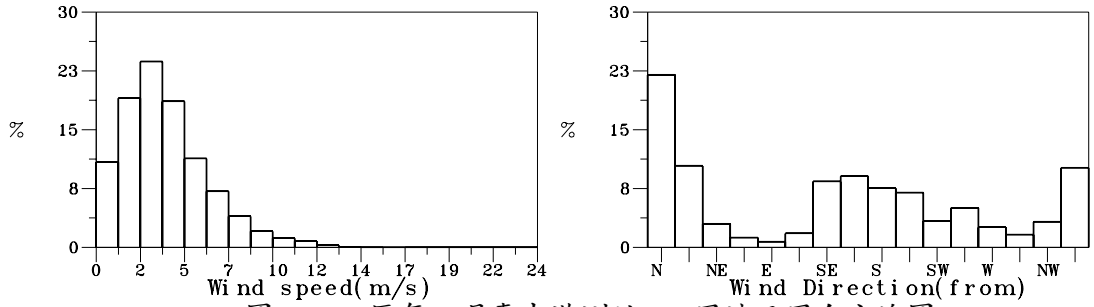


圖7.3.57 歷年 5月臺中港測站 W 風速及風向方塊圖

1996/06/01-2007/06/30 TC-W NO= 4306(100%) MEAN= 3.9m/s MAX=12.4m/s( N )

N~E:13% E~S:40% S~W:29% W~N:16% Calm: 2% < 5 m/s:71% 5~10:28% 10~15: 1% >15: 0%

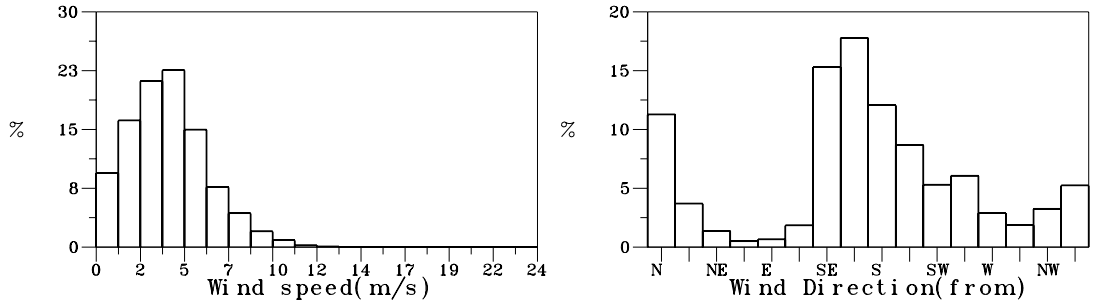


圖7.3.58 歷年 6月臺中港測站 W 風速及風向方塊圖

| W443TCW0.ISQ | Institute of Harbor & Marine Technology |
|---|---|

HISWB.BAT(PLIW11BV.FOR) 2008. 9 . 18

Histogram of Wind

1996/07/01-2007/07/31 TC-W NO= 3715(100%) MEAN= 4.1m/s MAX=24.6m/s(NNW)

N~E:10% E~S:34% S~W:30% W~N:24% Calm: 2% < 5 m/s:73% 5~10:23% 10~15: 3% >15: 1%

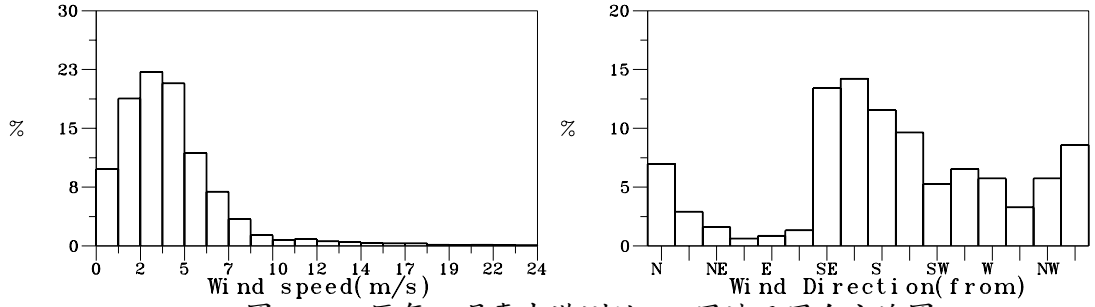


圖7.3.59 歷年 7月臺中港測站 W 風速及風向方塊圖

1996/08/01-2007/08/31 TC-W NO= 3719(100%) MEAN= 3.5m/s MAX=22.4m/s(NNW)

N~E:13% E~S:32% S~W:23% W~N:28% Calm: 4% < 5 m/s:77% 5~10:21% 10~15: 2% >15: 0%

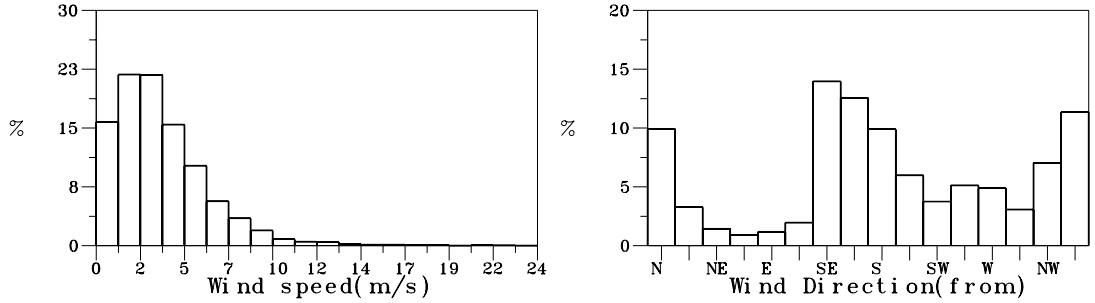


圖7.3.60 歷年 8月臺中港測站 W 風速及風向方塊圖

1996/09/01-2007/09/30 TC-W NO= 3578( 99%) MEAN= 4.1m/s MAX=29.5m/s(NNW)

N~E:36% E~S:19% S~W: 9% W~N:33% Calm: 3% < 5 m/s:71% 5~10:24% 10~15: 5% >15: 0%

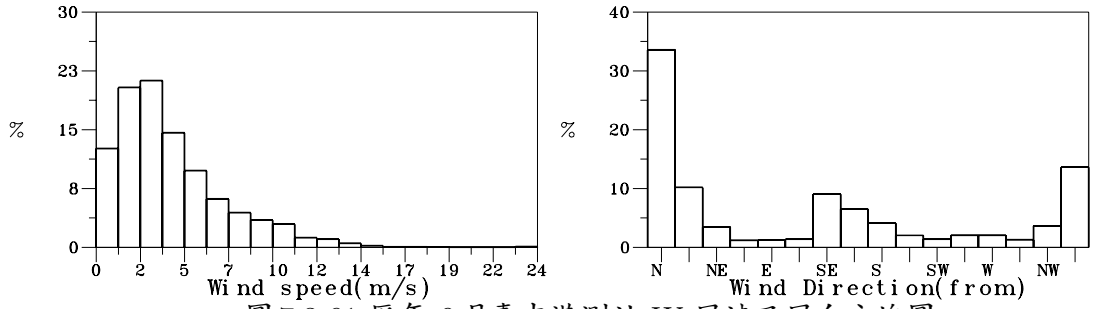


圖7.3.61 歷年 9月臺中港測站 W 風速及風向方塊圖

1996/10/01-2007/10/31 TC-W NO= 3682( 99%) MEAN= 5.9m/s MAX=25.8m/s(NNW)

N~E:55% E~S: 4% S~W: 2% W~N:38% Calm: 1% < 5 m/s:41% 5~10:48% 10~15:10% >15: 1%

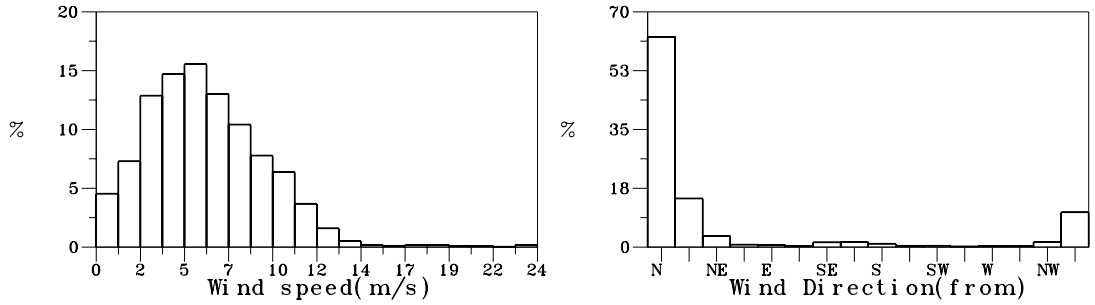


圖7.3.62 歷年10月臺中港測站 W 風速及風向方塊圖

| W447TCW0.ISQ | Institute of Harbor & Marine Technology |
|---|---|

HISWB.BAT(PLIW11BV.FOR) 2008. 9 . 18

Histogram of Wind

1996/11/01-2007/11/30 TC-W NO= 3577( 99%) MEAN= 5.5m/s MAX=16.3m/s( N )

N~E:49% E~S: 6% S~W: 2% W~N:40% Calm: 3% < 5 m/s:49% 5~10:40% 10~15:11% >15: 0%

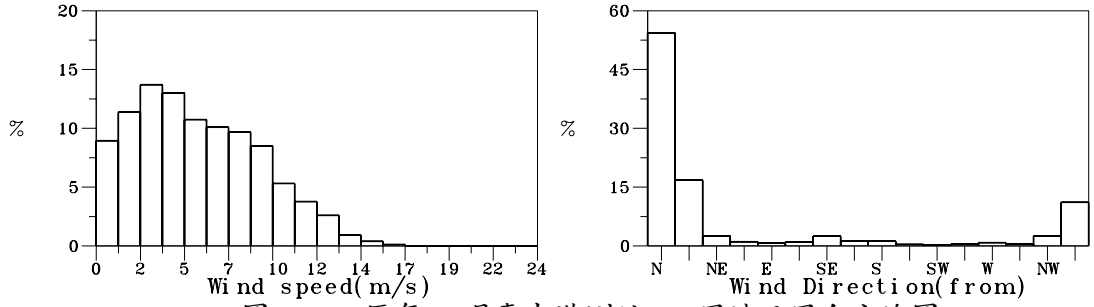


圖 7.3.63 歷年 11 月臺中港測站 W 風速及風向方塊圖

1996/01/01-2007/02/28 TC-W NO= 11312( 98%) MEAN= 6.1m/s MAX=16.7m/s( N )

N~E:53% E~S: 3% S~W: 2% W~N:41% Calm: 1% < 5 m/s:38% 5~10:51% 10~15:11% >15: 0%

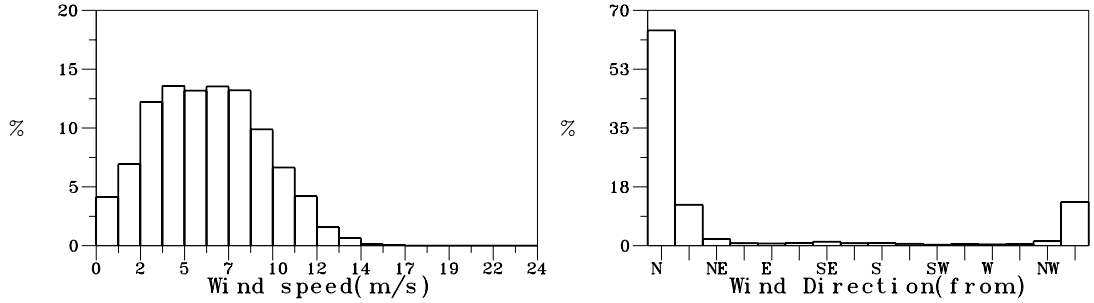


圖 7.3.64 歷年冬季臺中港測站 W 風速及風向方塊圖

1996/03/01-2007/05/31 TC-W NO= 13172( 99%) MEAN= 4.4m/s MAX=16.2m/s( N )

N~E:40% E~S:15% S~W:14% W~N:29% Calm: 2% < 5 m/s:64% 5~10:32% 10~15: 4% >15: 0%

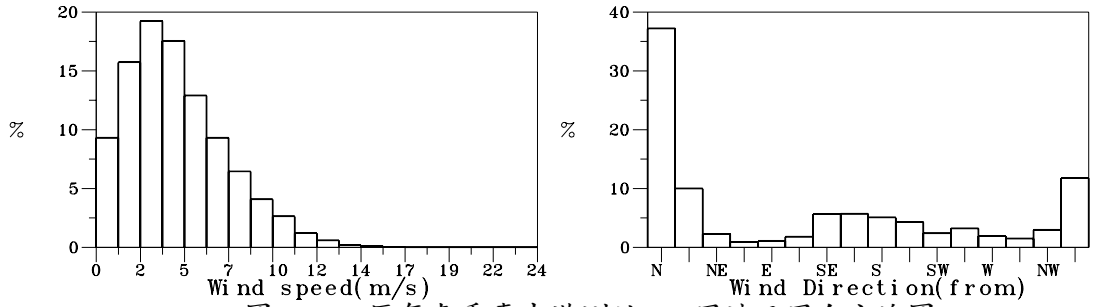


圖 7.3.65 歷年春季臺中港測站 W 風速及風向方塊圖

1996/06/01-2007/08/31 TC-W NO= 11740(100%) MEAN= 3.8m/s MAX=24.6m/s(NNW)

N~E:12% E~S:34% S~W:28% W~N:23% Calm: 3% < 5 m/s:73% 5~10:24% 10~15: 2% >15: 1%

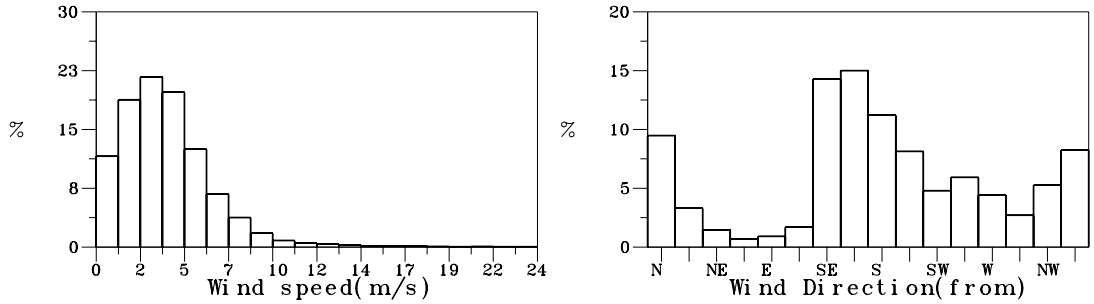


圖 7.3.66 歷年夏季臺中港測站 W 風速及風向方塊圖

| W44BTCW0.ISQ | Institute of Harbor & Marine Technology |
|---|---|

HISWB.BAT(PLIWI1BV.FOR) 2008. 9 . 18

Histogram of Wind

1996/09/01-2007/11/30 TC-W NO= 10837( 99%) MEAN= 5.2m/s MAX=29.5m/s(NNW)
N~E:47% E~S:10% S~W: 4% W~N:37% Calm: 2% < 5 m/s:54% 5~10:37% 10~15: 9% >15: 0%

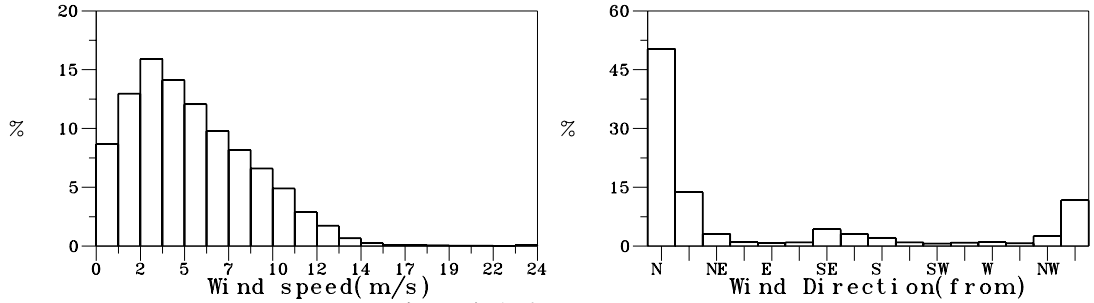


圖7.3.67 歷年秋季臺中港測站 W 風速及風向方塊圖

1996/01/01-2007/11/30 TC-W NO= 47061( 99%) MEAN= 4.9m/s MAX=29.5m/s(NNW)
N~E:38% E~S:16% S~W:12% W~N:32% Calm: 2% < 5 m/s:58% 5~10:36% 10~15: 6% >15: 0%

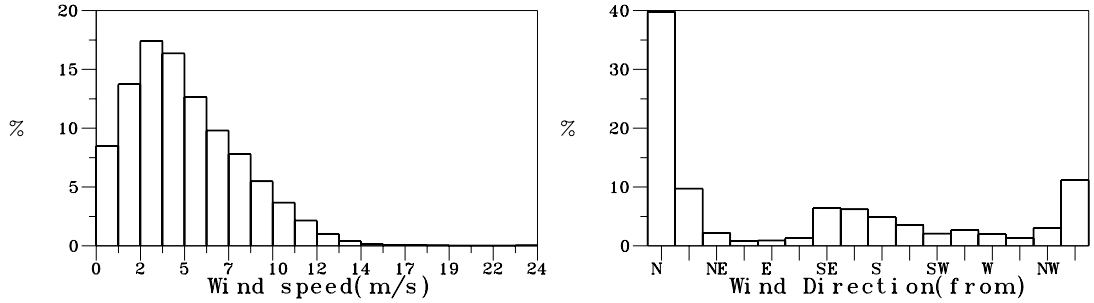


圖7.3.68 歷年全年臺中港測站 W 風速及風向方塊圖

## 7.4　2007年安平港風力方塊圖

Histogram of Wind

2006/12/01-2006/12/31 AP-1 NO= 743(100%) MEAN= 7.2m/s MAX=17.6m/s( N )

N~E:85% E~S: 0% S~W: 0% W~N:15% Calm: 0% < 5 m/s:24% 5~10:60% 10~15:14% >15: 2%

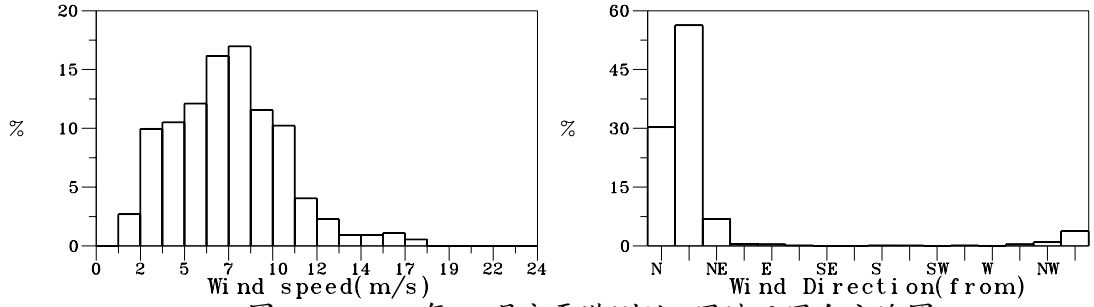


圖7.4.1 2006年12月安平港測站1風速及風向方塊圖

2007/01/26-2007/01/31 AP-1 NO= 57( 8%) MEAN= 8.0m/s MAX=10.4m/s( N )

N~E:82% E~S: 0% S~W: 0% W~N:18% Calm: 0% < 5 m/s: 4% 5~10:91% 10~15: 5% >15: 0%

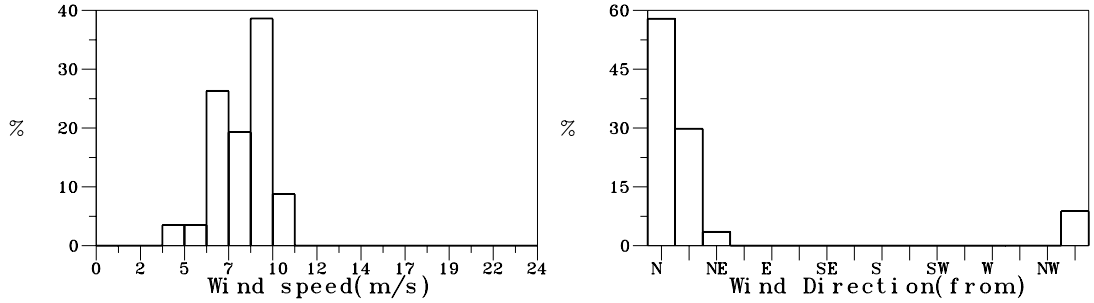


圖7.4.2 2007年 1月安平港測站1風速及風向方塊圖

2007/02/01-2007/02/10 AP-1 NO= 221( 33%) MEAN= 6.1m/s MAX=14.0m/s( N )

N~E:66% E~S: 0% S~W: 0% W~N:34% Calm: 0% < 5 m/s:42% 5~10:46% 10~15:12% >15: 0%

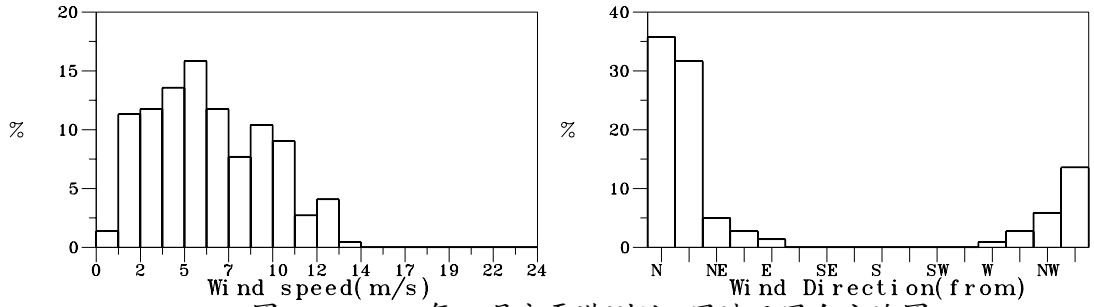


圖7.4.3 2007年 2月安平港測站1風速及風向方塊圖

2007/03/07-2007/03/31 AP-1 NO= 498( 67%) MEAN= 5.5m/s MAX=15.0m/s( N )

N~E:46% E~S: 7% S~W:17% W~N:29% Calm: 1% < 5 m/s:43% 5~10:52% 10~15: 5% >15: 0%

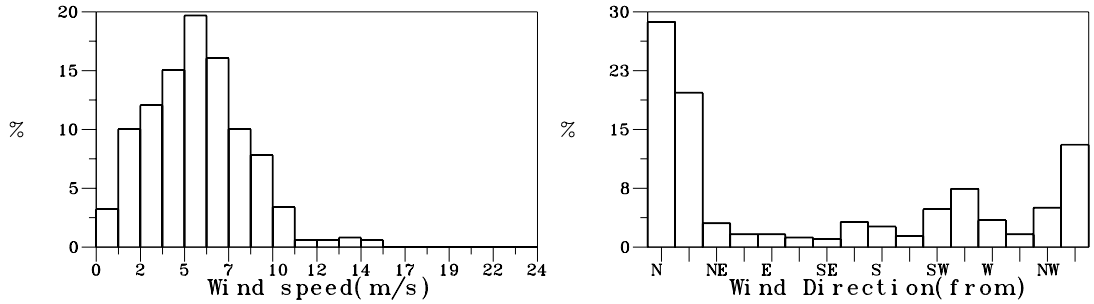


圖7.4.4 2007年 3月安平港測站1風速及風向方塊圖

Histogram of Wind

2007/04/01-2007/04/30 AP-1 NO= 624( 87%) MEAN= 5.0m/s MAX=16.3m/s( N )

N~E:44% E~S: 8% S~W:14% W~N:34% Calm: 0% < 5 m/s:56% 5~10:39% 10~15: 5% >15: 0%

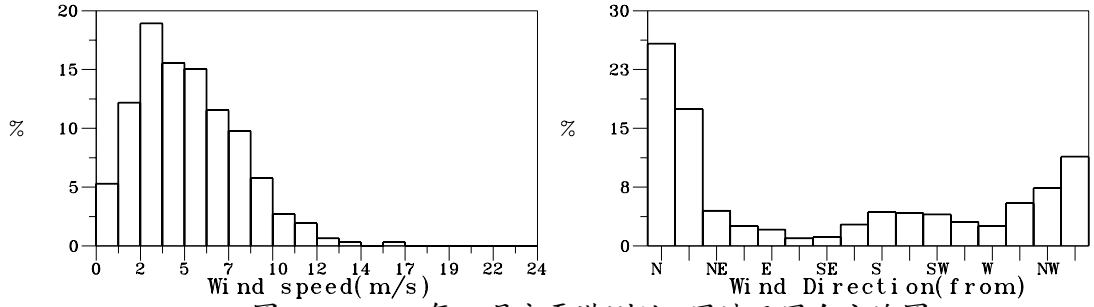


圖7.4.5 2007年 4月安平港測站1風速及風向方塊圖

2007/05/01-2007/05/31 AP-1 NO= 680( 91%) MEAN= 3.7m/s MAX= 9.5m/s( N )

N~E:18% E~S:19% S~W:26% W~N:36% Calm: 1% < 5 m/s:76% 5~10:24% 10~15: 0% >15: 0%

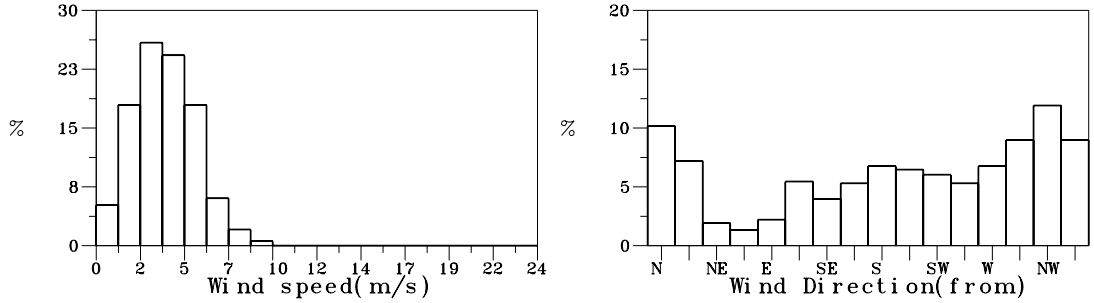


圖7.4.6 2007年 5月安平港測站1風速及風向方塊圖

2007/06/01-2007/06/30 AP-1 NO= 697( 97%) MEAN= 4.8m/s MAX=13.0m/s(SSE)

N~E:13% E~S:50% S~W:25% W~N:12% Calm: 0% < 5 m/s:63% 5~10:30% 10~15: 7% >15: 0%

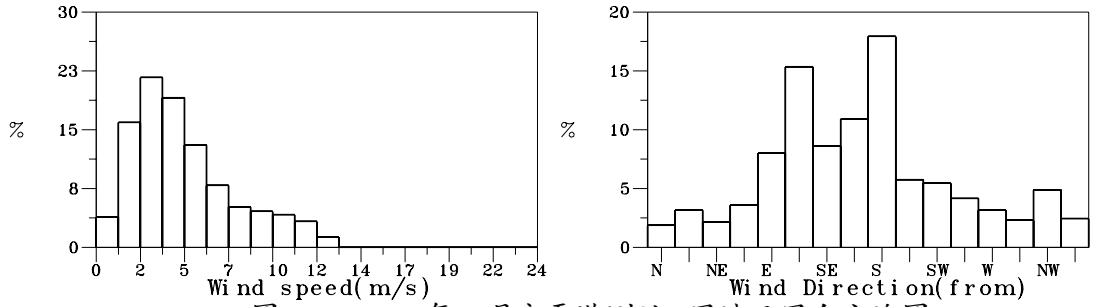


圖7.4.7 2007年 6月安平港測站1風速及風向方塊圖

2007/07/01-2007/07/31 AP-1 NO= 727( 98%) MEAN= 4.2m/s MAX=12.1m/s(SSE)

N~E:13% E~S:31% S~W:29% W~N:26% Calm: 1% < 5 m/s:66% 5~10:33% 10~15: 1% >15: 0%

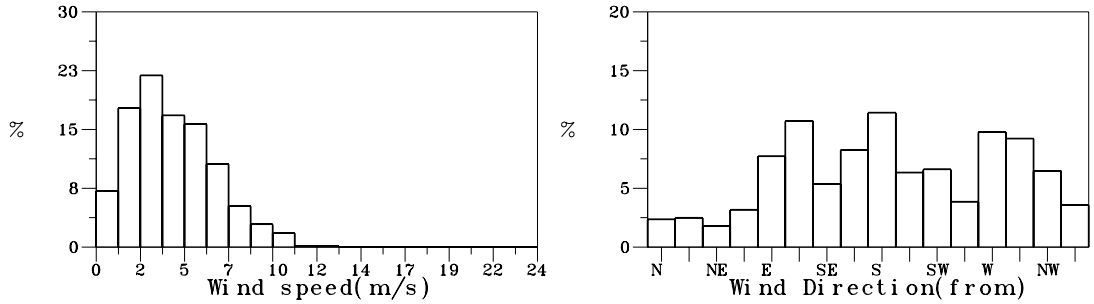


圖7.4.8 2007年 7月安平港測站1風速及風向方塊圖

| W074AP10.ISQ | Institute of Harbor & Marine Technology |
|---|---|

HISWB.BAT(PLIWI1BV.FOR) 2008. 9 . 18

Histogram of Wind

2007/08/01-2007/08/31 AP-1 NO= 732( 98%) MEAN= 5.8m/s MAX=24.4m/s(WSW)

N~E:19% E~S:40% S~W:26% W~N:13% Calm: 2% < 5 m/s:52% 5~10:31% 10~15:13% >15: 4%

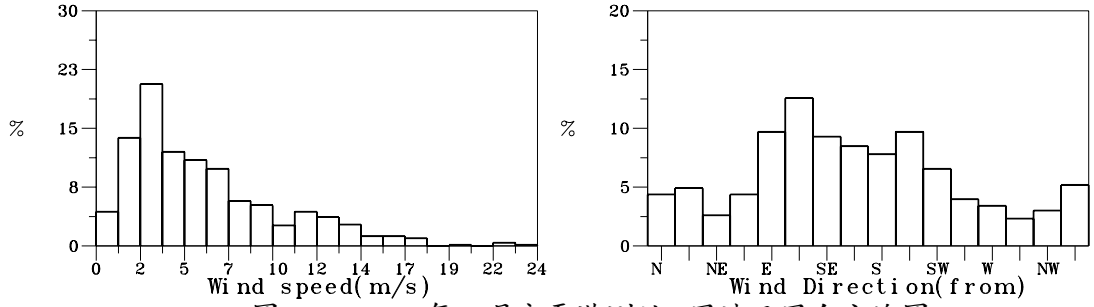


圖7.4.9 2007年 8月安平港測站1風速及風向方塊圖

2007/09/01-2007/09/30 AP-1 NO= 711( 99%) MEAN= 3.9m/s MAX=16.2m/s( N )

N~E:23% E~S:23% S~W:23% W~N:30% Calm: 1% < 5 m/s:77% 5~10:19% 10~15: 3% >15: 1%

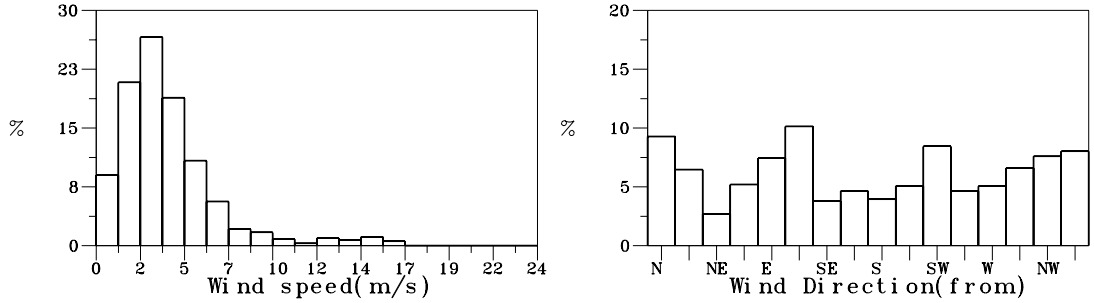


圖7.4.10 2007年 9月安平港測站1風速及風向方塊圖

2007/10/01-2007/10/31 AP-1 NO= 647( 87%) MEAN= 5.3m/s MAX=22.8m/s( NW)

N~E:41% E~S: 7% S~W:13% W~N:38% Calm: 1% < 5 m/s:55% 5~10:39% 10~15: 2% >15: 4%

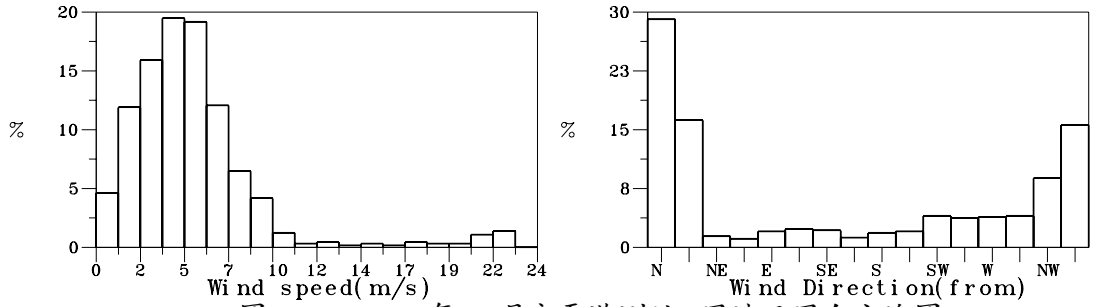


圖7.4.11 2007年10月安平港測站1風速及風向方塊圖

2007/11/01-2007/11/30 AP-1 NO= 628( 87%) MEAN= 6.8m/s MAX=20.5m/s( N )

N~E:67% E~S: 1% S~W: 1% W~N:31% Calm: 0% < 5 m/s:28% 5~10:59% 10~15:11% >15: 2%

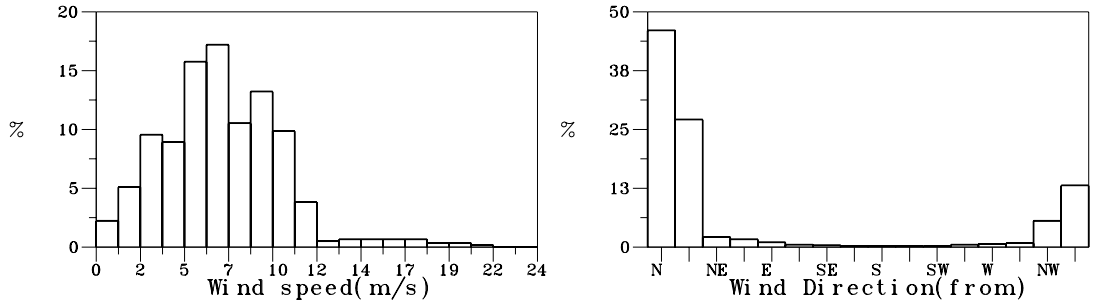


圖7.4.12 2007年11月安平港測站1風速及風向方塊圖

| W078AP10.ISQ | Institute of Harbor & Marine Technology |
|---|---|

HISWB.BAT(PLIWI1BV.FOR) 2008. 9 . 18

Histogram of Wind

2006/12/01-2007/02/10 AP-1 NO= 1021( 47%) MEAN= 7.0m/s MAX=17.6m/s( N )

N~E:81% E~S: 0% S~W: 0% W~N:19% Calm: 0% < 5 m/s:27% 5~10:59% 10~15:13% >15: 1%

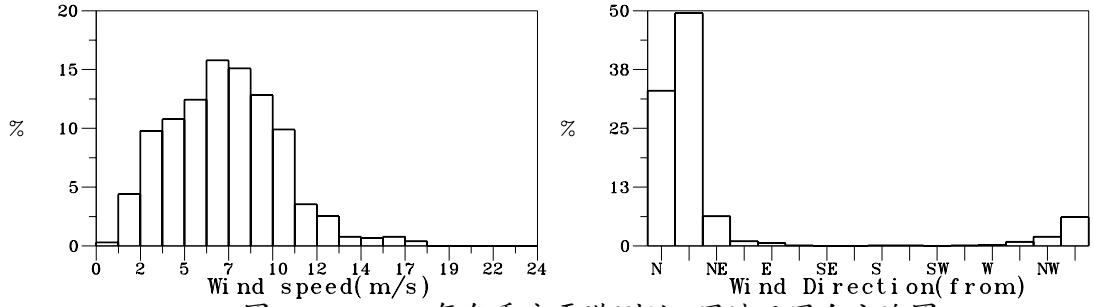


圖7.4.13 2007年冬季安平港測站1風速及風向方塊圖

2007/03/07-2007/05/31 AP-1 NO= 1802( 82%) MEAN= 4.7m/s MAX=16.3m/s( N )

N~E:34% E~S:12% S~W:19% W~N:34% Calm: 1% < 5 m/s:60% 5~10:37% 10~15: 3% >15: 0%

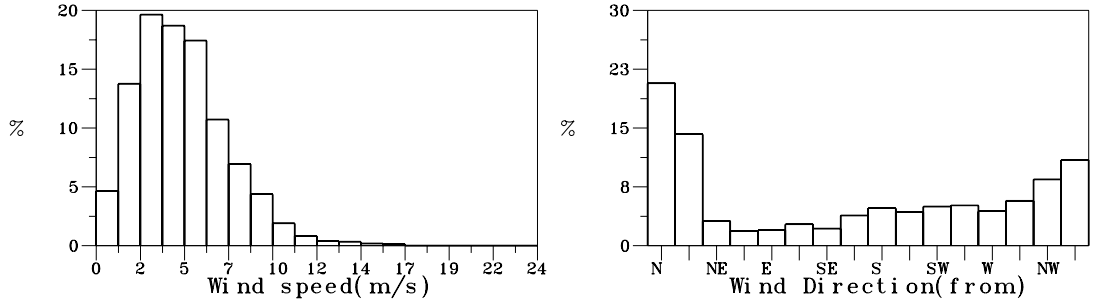


圖7.4.14 2007年春季安平港測站1風速及風向方塊圖

2007/06/01-2007/08/31 AP-1 NO= 2156( 98%) MEAN= 4.9m/s MAX=24.4m/s(WSW)

N~E:15% E~S:41% S~W:26% W~N:17% Calm: 1% < 5 m/s:61% 5~10:31% 10~15: 7% >15: 1%

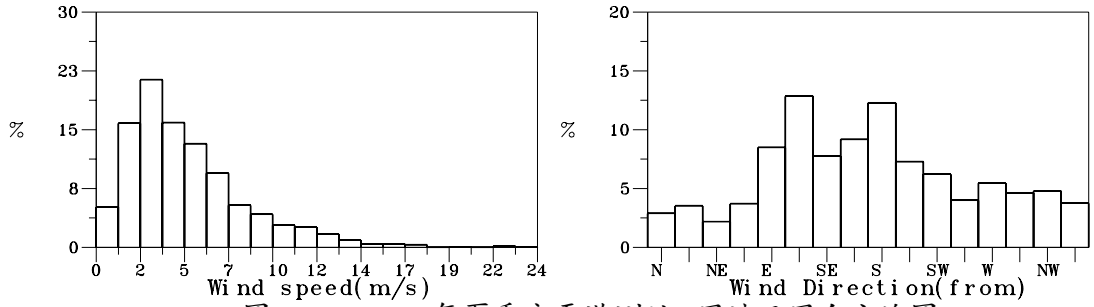


圖7.4.15 2007年夏季安平港測站1風速及風向方塊圖

2007/09/01-2007/11/30 AP-1 NO= 1986( 91%) MEAN= 5.3m/s MAX=22.8m/s( NW)

N~E:43% E~S:11% S~W:13% W~N:32% Calm: 1% < 5 m/s:55% 5~10:38% 10~15: 5% >15: 2%

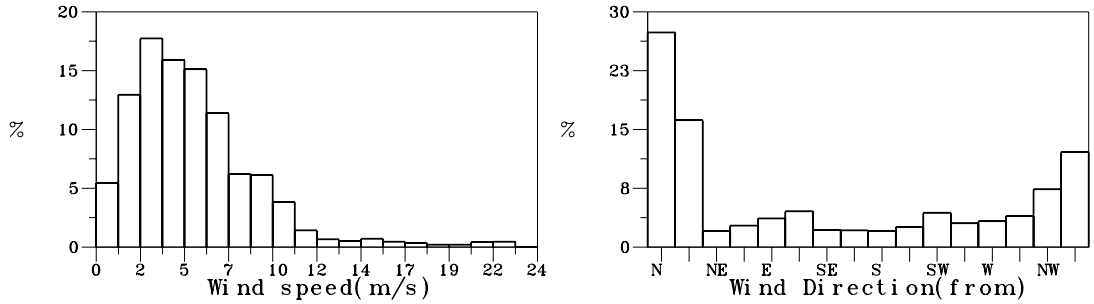


圖7.4.16 2007年秋季安平港測站1風速及風向方塊圖

| W07WAP10.ISQ | Institute of Harbor & Marine Technology |
|---|---|

HISWB.BAT(PLIWI1BV.FOR) 2008. 9 . 18

Histogram of Wind

2006/12/01-2007/11/30 AP-1 NO= 6965( 80%) MEAN= 5.3m/s MAX=24.4m/s(WSW)

N~E:37% E~S:19% S~W:17% W~N:26% Calm: 1% < 5 m/s:54% 5~10:39% 10~15: 6% >15: 1%

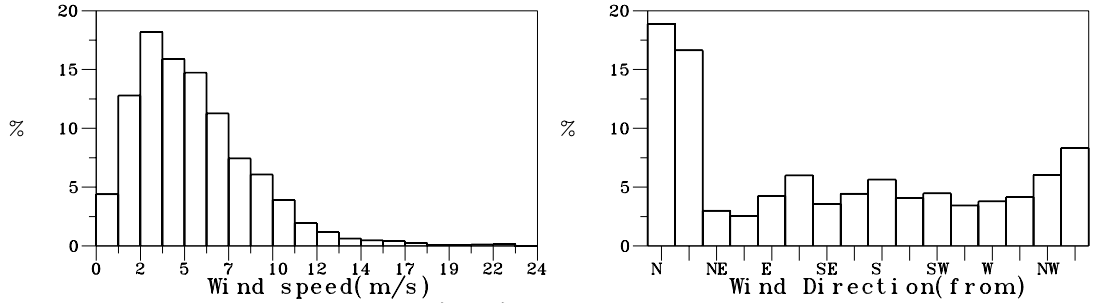


圖7.4.17 2007年全年安平港測站1風速及風向方塊圖

1999/12/01-2006/12/31 AP-1 NO= 5091( 86%) MEAN= 7.3m/s MAX=21.4m/s( N )

N~E:81% E~S: 1% S~W: 1% W~N:17% Calm: 0% < 5 m/s:24% 5~10:59% 10~15:15% >15: 2%

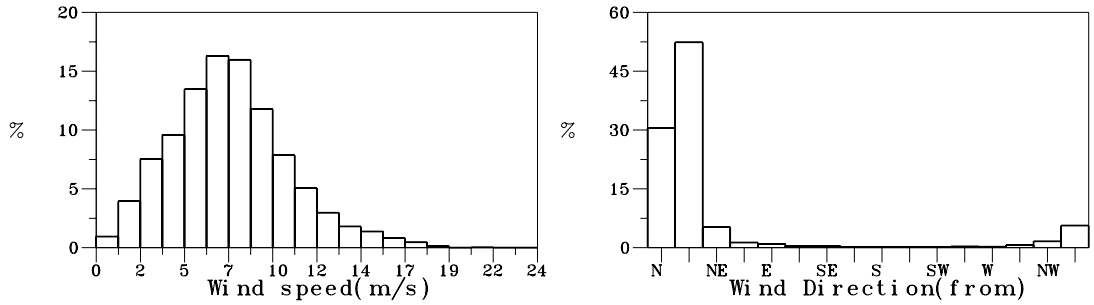


圖7.4.18 歷年12月安平港測站1風速及風向方塊圖

2000/01/01-2007/01/31 AP-1 NO= 5013( 84%) MEAN= 7.1m/s MAX=18.1m/s( N )

N~E:76% E~S: 2% S~W: 2% W~N:20% Calm: 0% < 5 m/s:24% 5~10:60% 10~15:15% >15: 1%

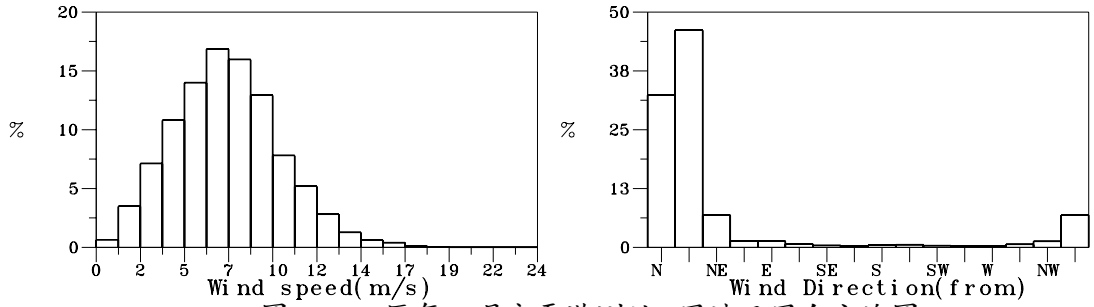


圖7.4.19 歷年 1月安平港測站1風速及風向方塊圖

2000/02/01-2007/02/10 AP-1 NO= 4883( 90%) MEAN= 6.5m/s MAX=16.9m/s(NNE)

N~E:72% E~S: 4% S~W: 2% W~N:22% Calm: 0% < 5 m/s:30% 5~10:59% 10~15:11% >15: 0%

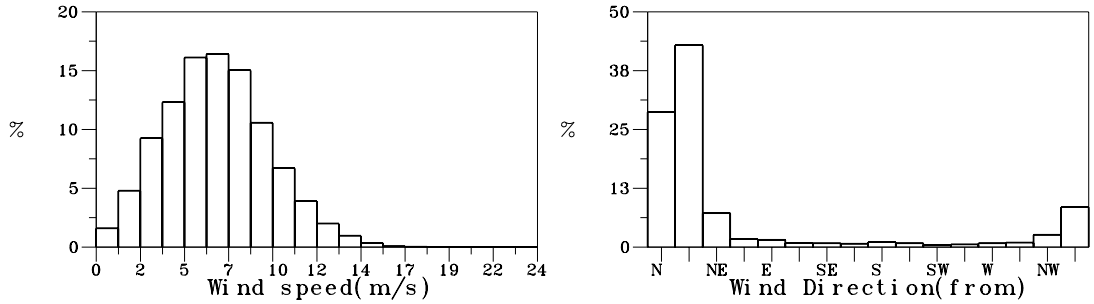


圖7.4.20 歷年 2月安平港測站1風速及風向方塊圖

| W070AP10.ISQ | Institute of Harbor & Marine Technology |
|---|---|

HISWB.BAT(PLIW11BV.FOR) 2008. 9 . 18

Histogram of Wind

2000/03/01-2007/03/31 AP-1 NO= 5331( 90%) MEAN= 5.8m/s MAX=16.8m/s( N )

N~E:62% E~S: 5% S~W: 6% W~N:27% Calm: 0% < 5 m/s:42% 5~10:49% 10~15: 8% >15: 1%

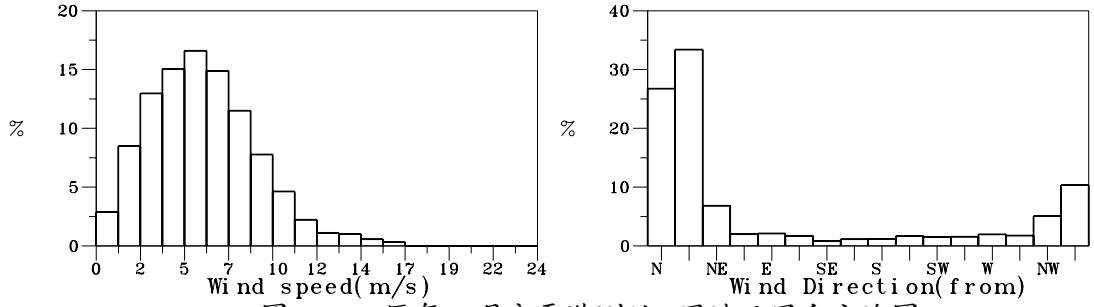


圖7.4.21 歷年 3 月安平港測站1風速及風向方塊圖

2000/04/01-2007/04/30 AP-1 NO= 4901( 85%) MEAN= 4.8m/s MAX=16.3m/s( N )

N~E:43% E~S:11% S~W:16% W~N:30% Calm: 0% < 5 m/s:58% 5~10:39% 10~15: 3% >15: 0%

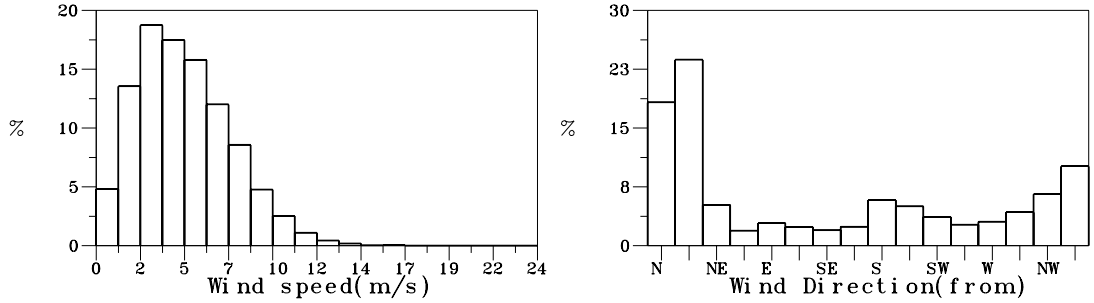


圖7.4.22 歷年 4 月安平港測站1風速及風向方塊圖

2000/05/01-2007/05/31 AP-1 NO= 5438( 91%) MEAN= 4.2m/s MAX=23.7m/s( S )

N~E:27% E~S:18% S~W:21% W~N:33% Calm: 1% < 5 m/s:68% 5~10:31% 10~15: 1% >15: 0%

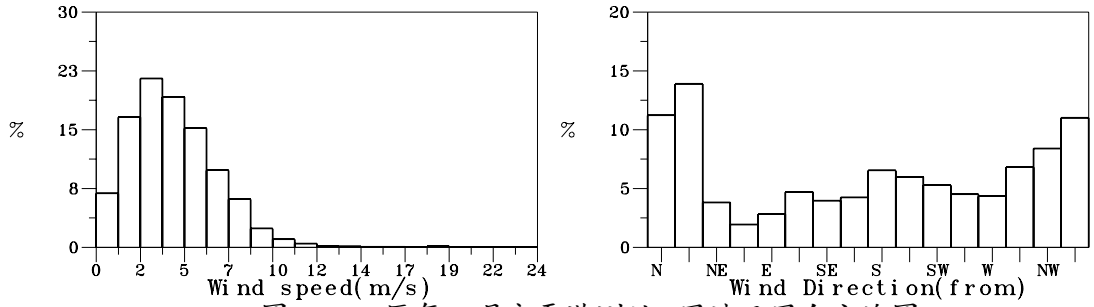


圖7.4.23 歷年 5 月安平港測站1風速及風向方塊圖

2000/06/01-2007/06/30 AP-1 NO= 5063( 88%) MEAN= 4.7m/s MAX=28.1m/s(SSE)

N~E:11% E~S:33% S~W:38% W~N:18% Calm: 0% < 5 m/s:65% 5~10:31% 10~15: 4% >15: 0%

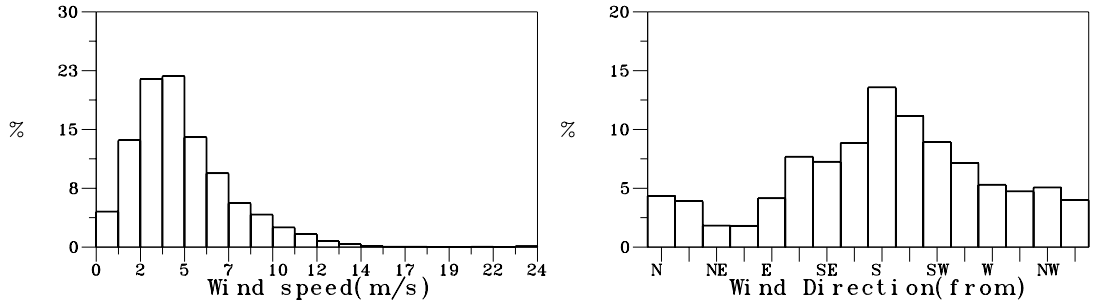


圖7.4.24 歷年 6 月安平港測站1風速及風向方塊圖

| W443AP10.ISQ | Institute of Harbor & Marine Technology |
|---|---|

HISWB.BAT(PLIWI1BV.FOR) 2008. 9 . 18

Histogram of Wind

2000/07/01-2007/07/31 AP-1 NO= 4990( 84%) MEAN= 5.2m/s MAX=25.6m/s( NW)

N~E:13% E~S:26% S~W:37% W~N:24% Calm: 0% < 5 m/s:58% 5~10:32% 10~15: 7% >15: 3%

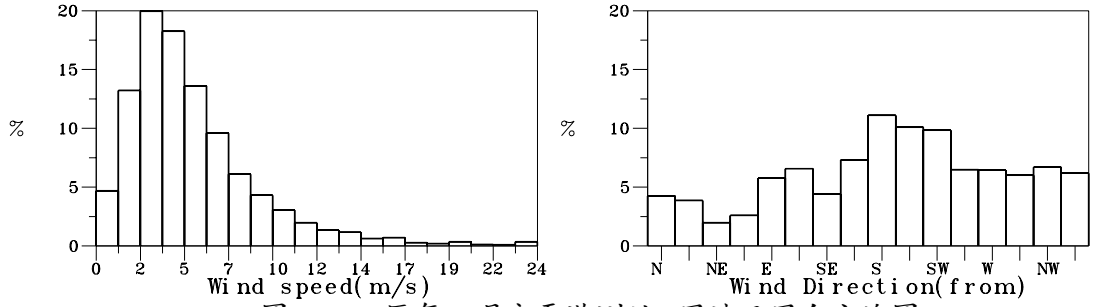


圖7.4.25 歷年 7月安平港測站1風速及風向方塊圖

2000/08/01-2007/08/31 AP-1 NO= 5401( 91%) MEAN= 5.0m/s MAX=24.4m/s(WSW)

N~E:14% E~S:31% S~W:25% W~N:30% Calm: 0% < 5 m/s:61% 5~10:29% 10~15: 8% >15: 2%

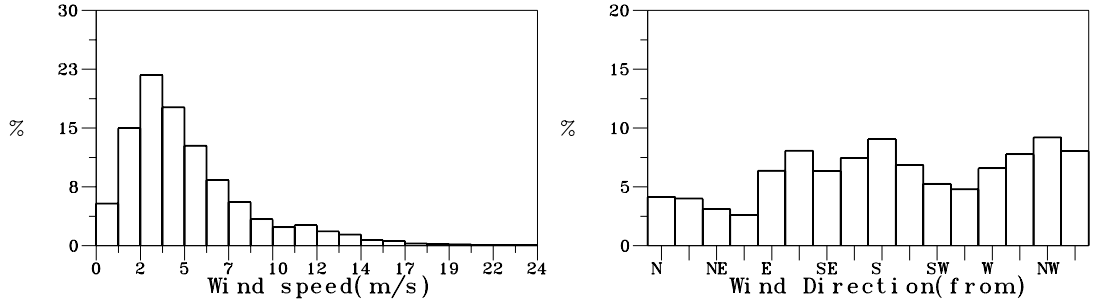


圖7.4.26 歷年 8月安平港測站1風速及風向方塊圖

2000/09/01-2007/09/30 AP-1 NO= 5291( 92%) MEAN= 4.8m/s MAX=24.2m/s(SSE)

N~E:29% E~S:21% S~W:15% W~N:35% Calm: 0% < 5 m/s:64% 5~10:28% 10~15: 7% >15: 1%

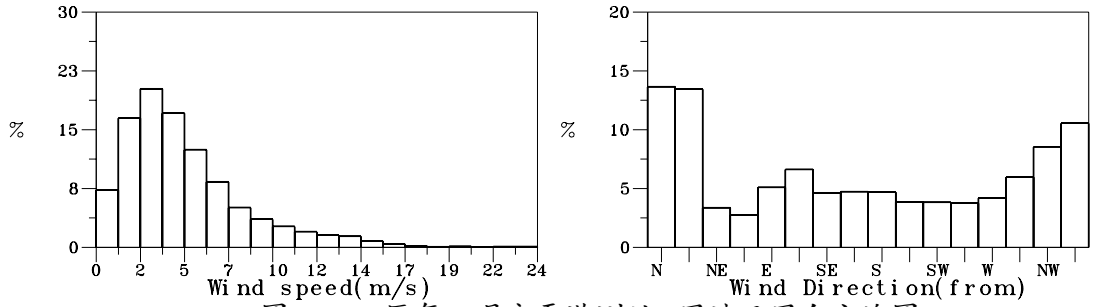


圖7.4.27 歷年 9月安平港測站1風速及風向方塊圖

1999/10/01-2007/10/31 AP-1 NO= 5206( 78%) MEAN= 5.0m/s MAX=22.8m/s( NW)

N~E:51% E~S: 9% S~W: 6% W~N:34% Calm: 0% < 5 m/s:56% 5~10:38% 10~15: 4% >15: 2%

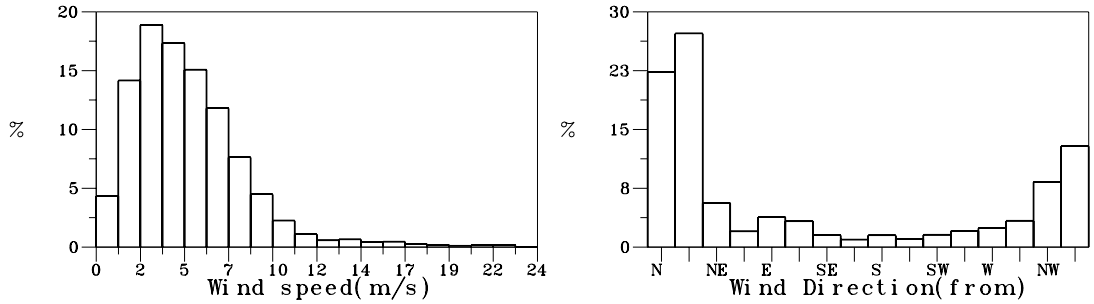


圖7.4.28 歷年10月安平港測站1風速及風向方塊圖

| W447AP10.ISQ | Institute of Harbor & Marine Technology |
|---|---|

HISWB.BAT(PLIWI1BV.FOR) 2008. 9 . 18

Histogram of Wind

1999/11/01-2007/11/30 AP-1 NO= 4645( 72%) MEAN= 5.9m/s MAX=25.1m/s(NNE)

N~E:68% E~S: 2% S~W: 2% W~N:28% Calm: 0% < 5 m/s:40% 5~10:51% 10~15: 8% >15: 1%

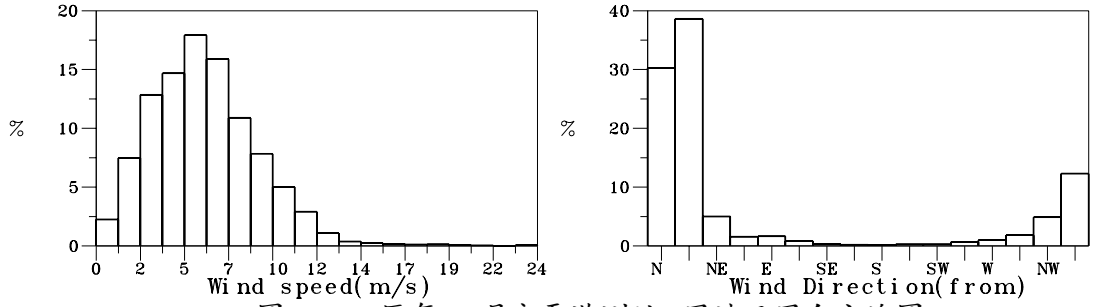


圖7.4.29 歷年11月安平港測站1風速及風向方塊圖

1999/12/01-2007/02/10 AP-1 NO= 14987( 86%) MEAN= 7.0m/s MAX=21.4m/s( N )

N~E:76% E~S: 2% S~W: 2% W~N:20% Calm: 0% < 5 m/s:26% 5~10:59% 10~15:14% >15: 1%

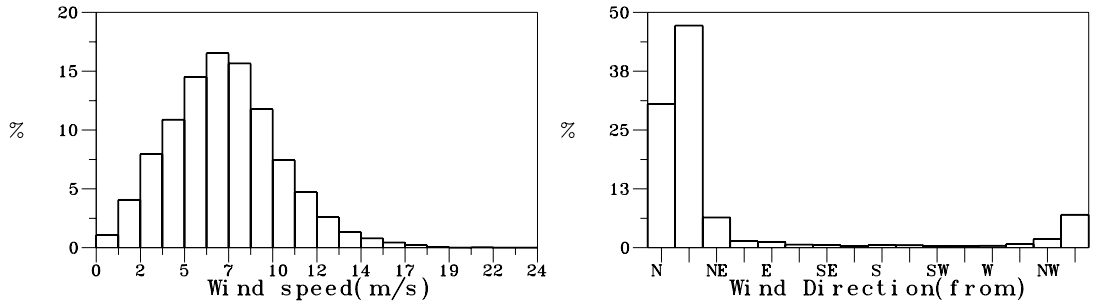


圖7.4.30 歷年冬季安平港測站1風速及風向方塊圖

2000/03/01-2007/05/31 AP-1 NO= 15670( 89%) MEAN= 4.9m/s MAX=23.7m/s( S )

N~E:44% E~S:12% S~W:14% W~N:30% Calm: 0% < 5 m/s:56% 5~10:40% 10~15: 4% >15: 0%

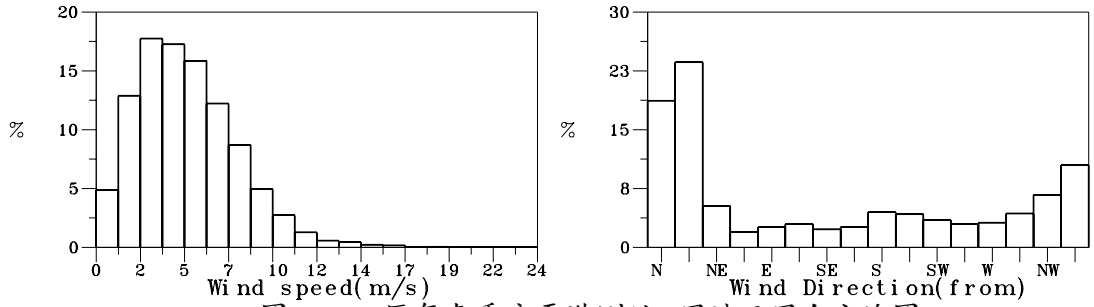


圖7.4.31 歷年春季安平港測站1風速及風向方塊圖

2000/06/01-2007/08/31 AP-1 NO= 15454( 87%) MEAN= 5.0m/s MAX=28.1m/s(SSE)

N~E:13% E~S:30% S~W:32% W~N:25% Calm: 0% < 5 m/s:62% 5~10:31% 10~15: 6% >15: 1%

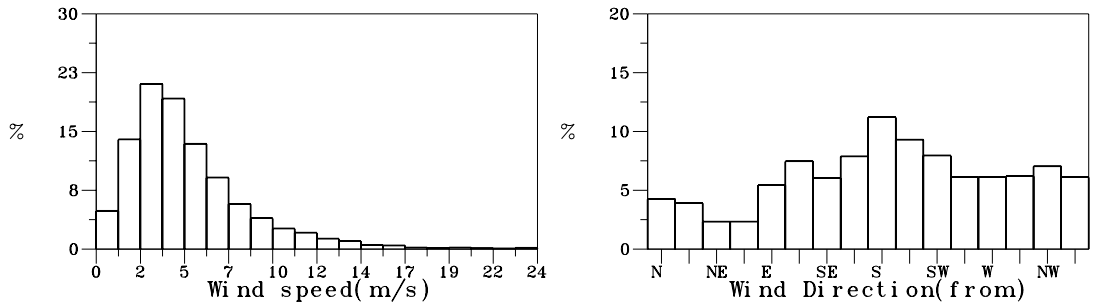


圖7.4.32 歷年夏季安平港測站1風速及風向方塊圖

| W44BAP10.ISQ | Institute of Harbor & Marine Technology |
|---|---|

HISWB.BAT(PLIWI1BV.FOR) 2008. 9 . 18

Histogram of Wind

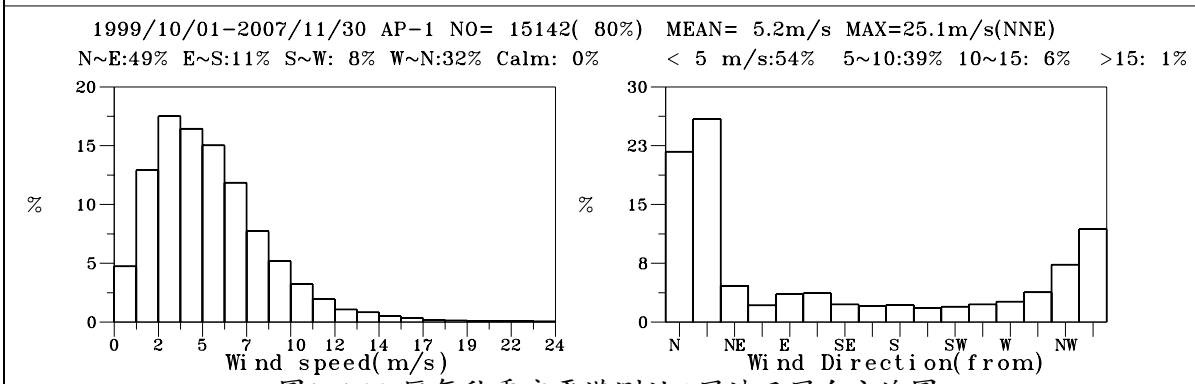


圖7.4.33 歷年秋季安平港測站1風速及風向方塊圖

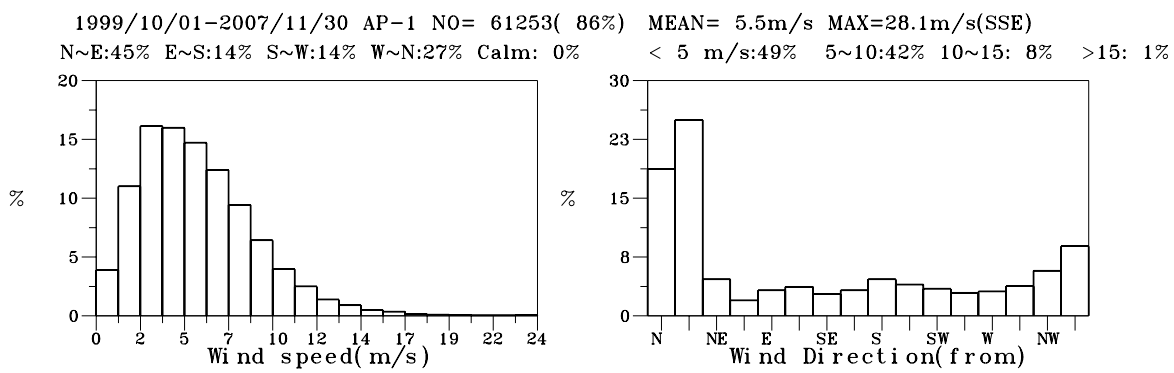


圖7.4.34 歷年全年安平港測站1風速及風向方塊圖

## 7.5　2007年高雄港風力方塊圖

Histogram of Wind

2006/12/01-2006/12/31 KH-X NO= 743(100%) MEAN= 2.0m/s MAX= 6.9m/s(NNW)

N~E:43% E~S: 0% S~W: 4% W~N:30% Calm:23% < 5 m/s:95% 5~10: 5% 10~15: 0% >15: 0%

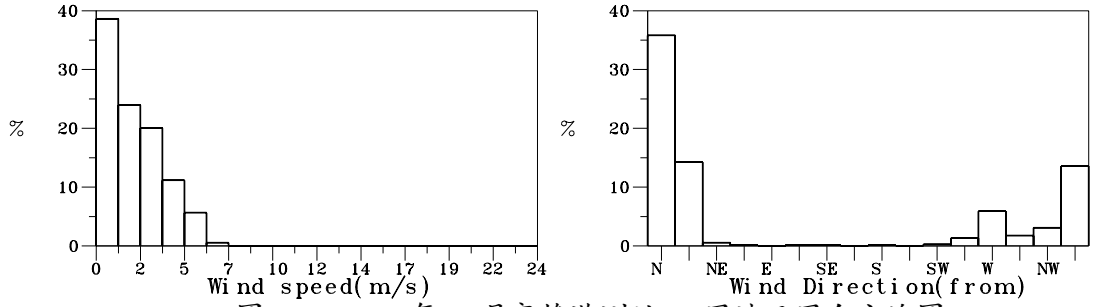


圖 7.5.1 2006年12月高雄港測站 X 風速及風向方塊圖

2007/01/01-2007/01/31 KH-X NO= 744(100%) MEAN= 2.2m/s MAX= 6.8m/s(NNW)

N~E:41% E~S: 0% S~W: 3% W~N:44% Calm:12% < 5 m/s:98% 5~10: 2% 10~15: 0% >15: 0%

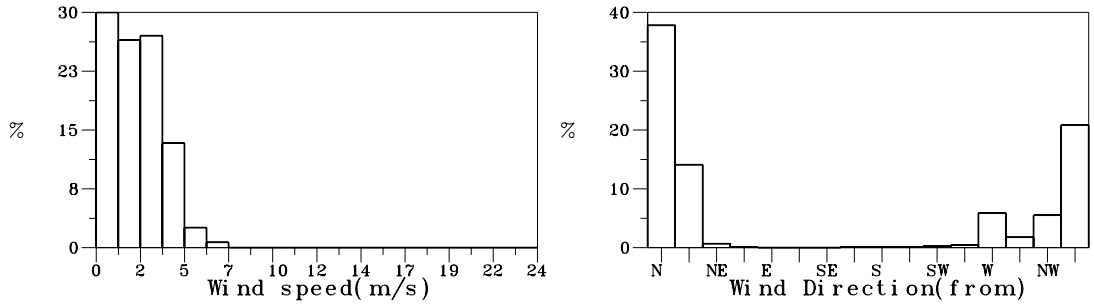


圖 7.5.2 2007年 1 月高雄港測站 X 風速及風向方塊圖

2007/02/01-2007/02/28 KH-X NO= 672(100%) MEAN= 2.0m/s MAX= 6.8m/s(SSE)

N~E:32% E~S: 5% S~W: 7% W~N:34% Calm:22% < 5 m/s:97% 5~10: 3% 10~15: 0% >15: 0%

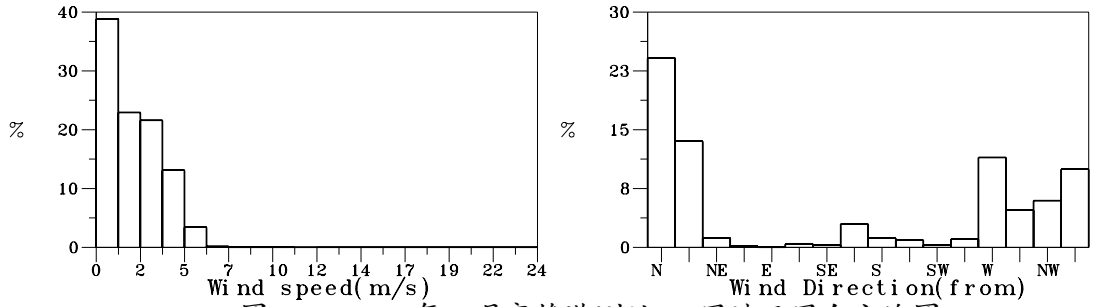


圖 7.5.3 2007年 2 月高雄港測站 X 風速及風向方塊圖

2007/03/01-2007/03/31 KH-X NO= 744(100%) MEAN= 1.7m/s MAX= 9.2m/s(SSE)

N~E:31% E~S: 6% S~W:13% W~N:27% Calm:23% < 5 m/s:96% 5~10: 4% 10~15: 0% >15: 0%

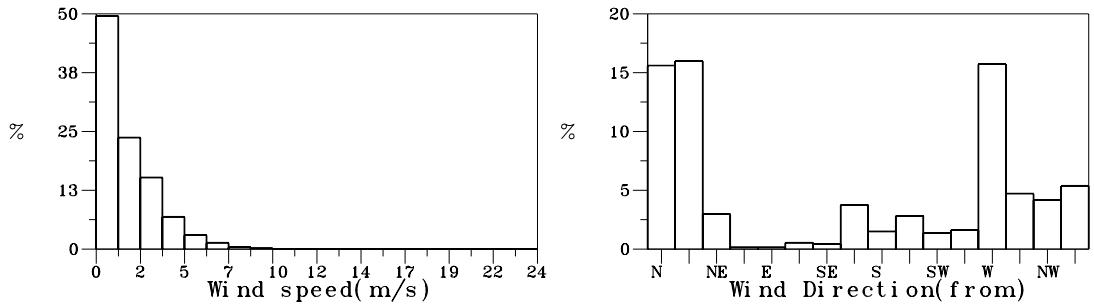


圖 7.5.4 2007年 3 月高雄港測站 X 風速及風向方塊圖

| W06CKHX0.ISQ | Institute of Harbor & Marine Technology |
|---|---|

HISWB.BAT(PLIWI1BV.FOR) 2008. 9 . 18

Histogram of Wind

2007/04/01-2007/04/30 KH-X NO= 720(100%) MEAN= 1.7m/s MAX= 7.2m/s(SSE)

N~E:19% E~S: 5% S~W:19% W~N:31% Calm:26% < 5 m/s:96% 5~10: 4% 10~15: 0% >15: 0%

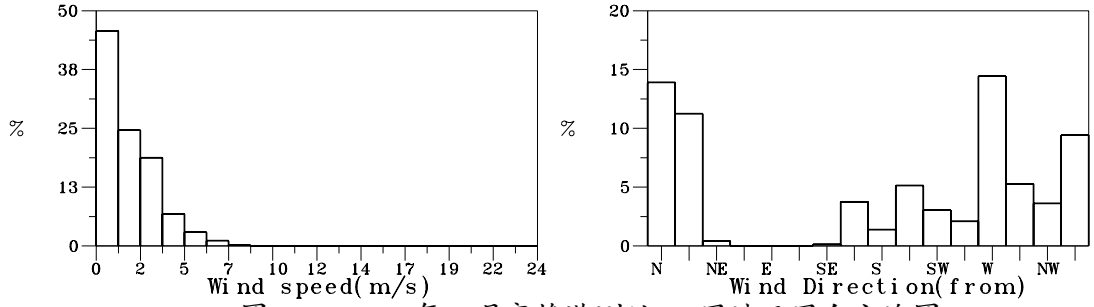


圖 7.5.5 2007年 4 月高雄港測站 X 風速及風向方塊圖

2007/05/01-2007/05/31 KH-X NO= 744(100%) MEAN= 1.4m/s MAX= 5.9m/s(SSE)

N~E:12% E~S: 8% S~W:20% W~N:28% Calm:32% < 5 m/s:99% 5~10: 1% 10~15: 0% >15: 0%

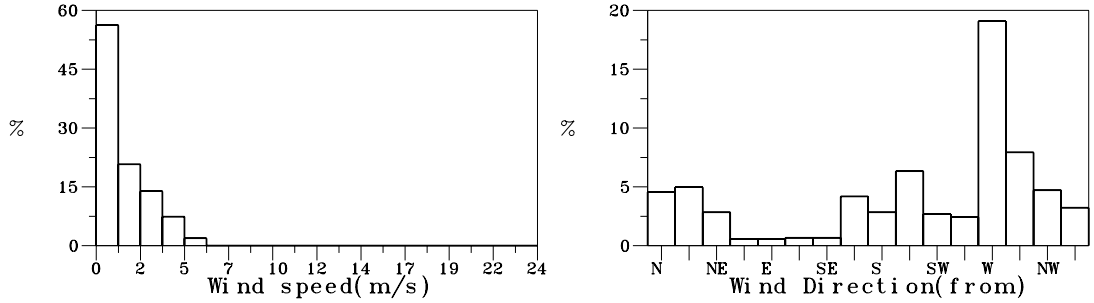


圖 7.5.6 2007年 5 月高雄港測站 X 風速及風向方塊圖

2007/06/01-2007/06/30 KH-X NO= 720(100%) MEAN= 2.0m/s MAX= 9.8m/s(SSE)

N~E:12% E~S:24% S~W:17% W~N:16% Calm:31% < 5 m/s:85% 5~10:15% 10~15: 0% >15: 0%

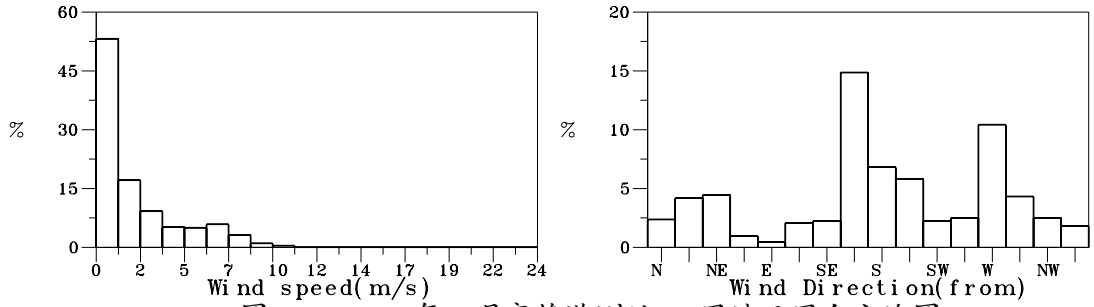


圖 7.5.7 2007年 6 月高雄港測站 X 風速及風向方塊圖

2007/07/01-2007/07/31 KH-X NO= 744(100%) MEAN= 1.9m/s MAX= 8.1m/s(SSE)

N~E:10% E~S:17% S~W:21% W~N:23% Calm:29% < 5 m/s:92% 5~10: 8% 10~15: 0% >15: 0%

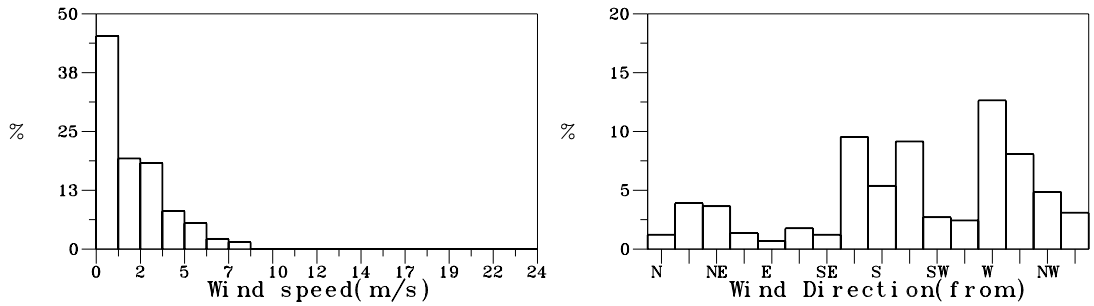


圖 7.5.8 2007年 7 月高雄港測站 X 風速及風向方塊圖

| W074KHX0.ISQ | Institute of Harbor & Marine Technology |
|---|---|

HISWB.BAT(PLIWI1BV.FOR) 2008. 9 . 18

Histogram of Wind

2007/08/01-2007/08/31 KH-X NO= 743(100%) MEAN= 2.2m/s MAX=12.6m/s(SSW)

N~E: 7% E~S:17% S~W:24% W~N: 8% Calm:44% < 5 m/s:82% 5~10:17% 10~15: 1% >15: 0%

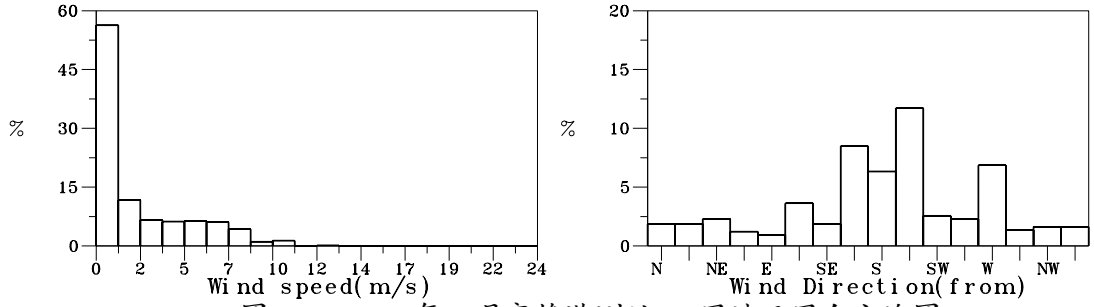


圖7.5.9 2007年 8月高雄港測站 X 風速及風向方塊圖

2007/09/01-2007/09/30 KH-X NO= 718(100%) MEAN= .7m/s MAX= 6.4m/s(NNW)

N~E: 5% E~S: 6% S~W: 9% W~N:11% Calm:69% < 5 m/s:99% 5~10: 1% 10~15: 0% >15: 0%

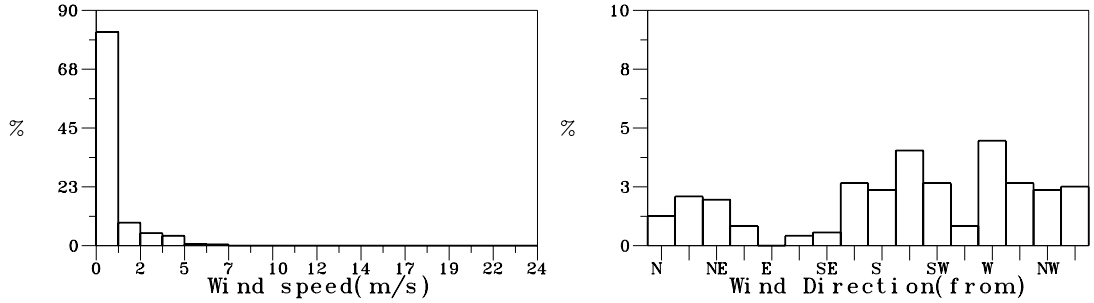


圖7.5.10 2007年 9月高雄港測站 X 風速及風向方塊圖

2007/10/01-2007/10/31 KH-X NO= 743(100%) MEAN= .5m/s MAX=13.2m/s( NW)

N~E: 0% E~S: 0% S~W: 1% W~N: 7% Calm:92% < 5 m/s:98% 5~10: 1% 10~15: 1% >15: 0%

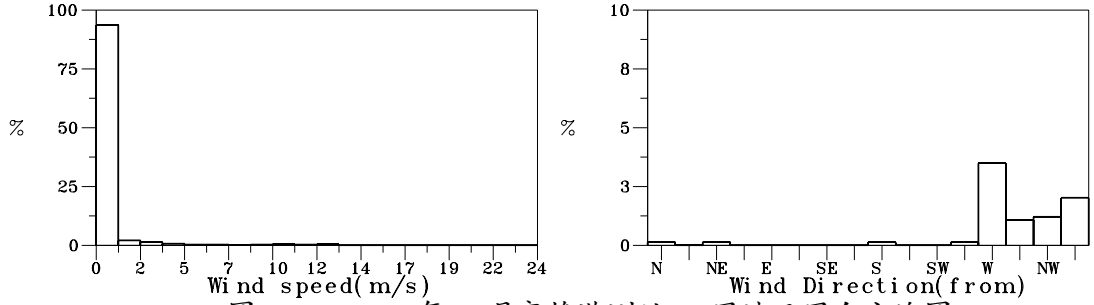


圖7.5.11 2007年10月高雄港測站 X 風速及風向方塊圖

2007/11/01-2007/11/30 KH-X NO= 720(100%) MEAN= 2.4m/s MAX= 6.5m/s( N )

N~E:53% E~S: 0% S~W: 4% W~N:43% Calm: 0% < 5 m/s:97% 5~10: 3% 10~15: 0% >15: 0%

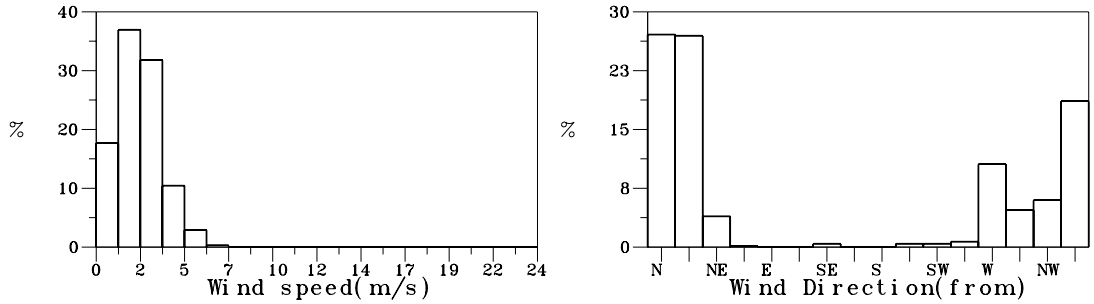


圖7.5.12 2007年11月高雄港測站 X 風速及風向方塊圖

| W078KHX0.ISQ | Institute of Harbor & Marine Technology |
|---|---|

HISWB.BAT(PLIWI1BV.FOR) 2008. 9 . 18

Histogram of Wind

2006/12/01-2007/02/28 KH-X NO= 2159(100%) MEAN= 2.0m/s MAX= 6.9m/s(NNW)

N~E:38% E~S: 2% S~W: 5% W~N:36% Calm:19% < 5 m/s:97% 5~10: 3% 10~15: 0% >15: 0%

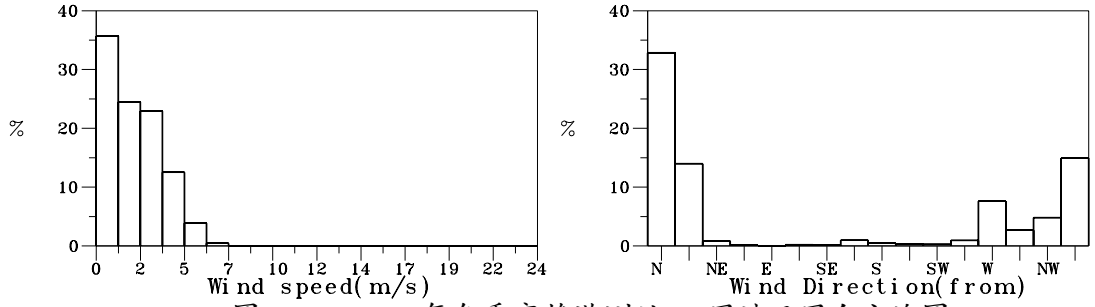


圖7.5.13 2007年冬季高雄港測站 X 風速及風向方塊圖

2007/03/01-2007/05/31 KH-X NO= 2208(100%) MEAN= 1.6m/s MAX= 9.2m/s(SSE)

N~E:21% E~S: 6% S~W:17% W~N:29% Calm:27% < 5 m/s:97% 5~10: 3% 10~15: 0% >15: 0%

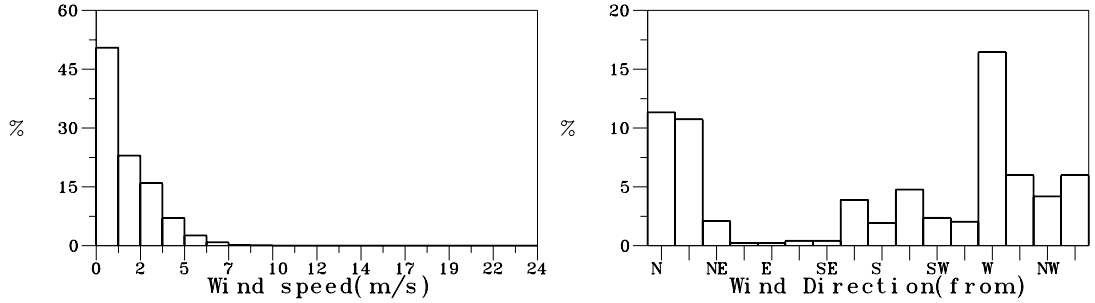


圖7.5.14 2007年春季高雄港測站 X 風速及風向方塊圖

2007/06/01-2007/08/31 KH-X NO= 2207(100%) MEAN= 2.0m/s MAX=12.6m/s(SSW)

N~E:10% E~S:19% S~W:21% W~N:16% Calm:34% < 5 m/s:87% 5~10:13% 10~15: 0% >15: 0%

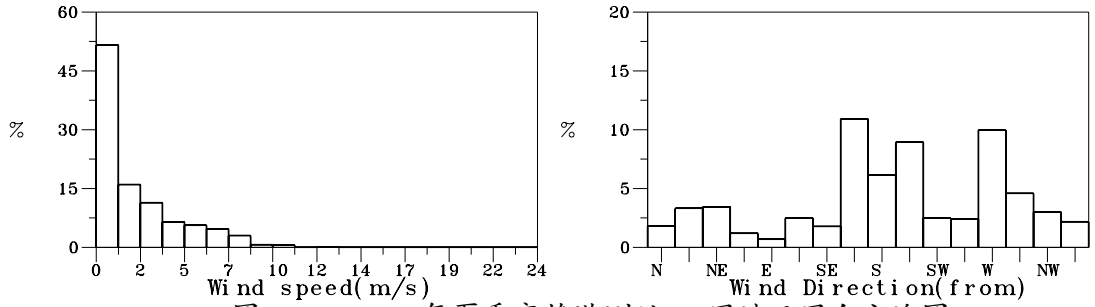


圖7.5.15 2007年夏季高雄港測站 X 風速及風向方塊圖

2007/09/01-2007/11/30 KH-X NO= 2181(100%) MEAN= 1.2m/s MAX=13.2m/s( NW)

N~E:19% E~S: 2% S~W: 5% W~N:20% Calm:54% < 5 m/s:98% 5~10: 2% 10~15: 0% >15: 0%

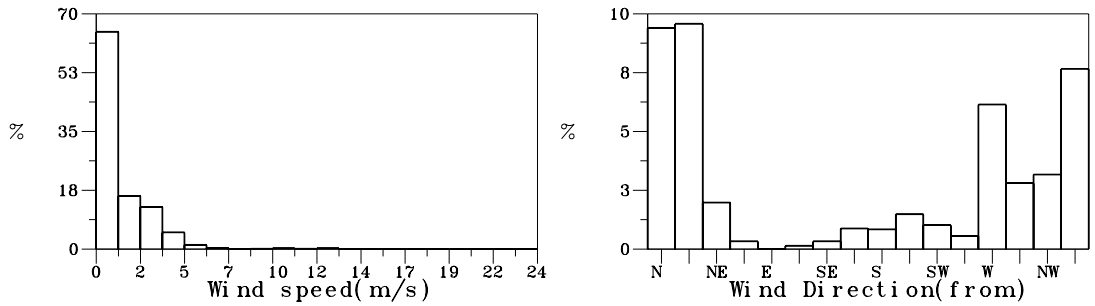


圖7.5.16 2007年秋季高雄港測站 X 風速及風向方塊圖

| W07WKHX0.ISQ | Institute of Harbor & Marine Technology |
|---|---|

HISWB.BAT(PLIW11BV.FOR) 2008. 9 . 18

Histogram of Wind

2006/12/01-2007/11/30 KH-X NO= 8755(100%) MEAN= 1.7m/s MAX=13.2m/s( NW)

N~E:22% E~S: 7% S~W:12% W~N:25% Calm:34% < 5 m/s:95% 5~10: 5% 10~15: 0% >15: 0%

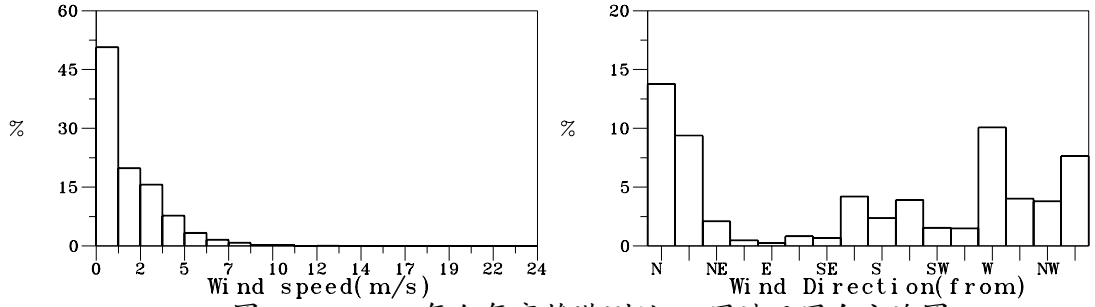


圖7.5.17 2007年全年高雄港測站 X 風速及風向方塊圖

2003/12/01-2006/12/31 KH-X NO= 2972(100%) MEAN= 2.5m/s MAX= 9.5m/s(ESE)

N~E:52% E~S: 1% S~W: 6% W~N:35% Calm: 6% < 5 m/s:94% 5~10: 6% 10~15: 0% >15: 0%

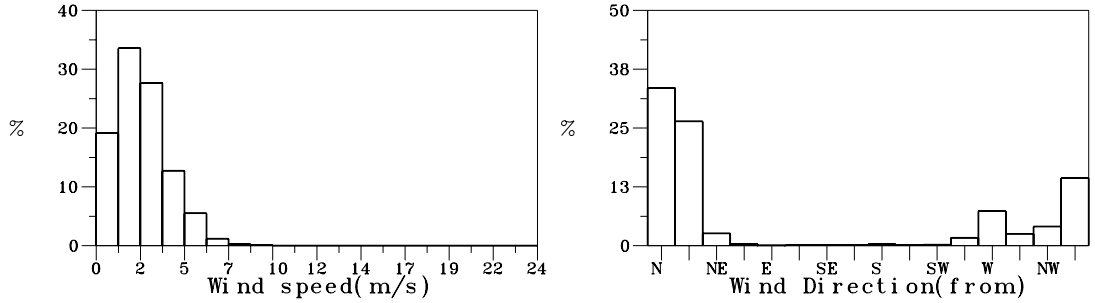


圖7.5.18 歷年12月高雄港測站 X 風速及風向方塊圖

2004/01/01-2007/01/31 KH-X NO= 2976(100%) MEAN= 2.5m/s MAX= 8.1m/s(NNW)

N~E:56% E~S: 0% S~W: 4% W~N:36% Calm: 4% < 5 m/s:96% 5~10: 4% 10~15: 0% >15: 0%

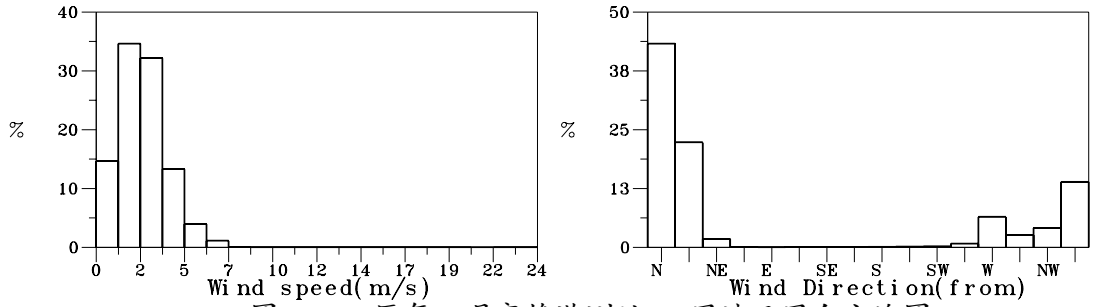


圖7.5.19 歷年 1 月高雄港測站 X 風速及風向方塊圖

2004/02/01-2007/02/28 KH-X NO= 2712(100%) MEAN= 2.4m/s MAX= 8.8m/s( S )

N~E:45% E~S: 4% S~W: 9% W~N:36% Calm: 6% < 5 m/s:97% 5~10: 3% 10~15: 0% >15: 0%

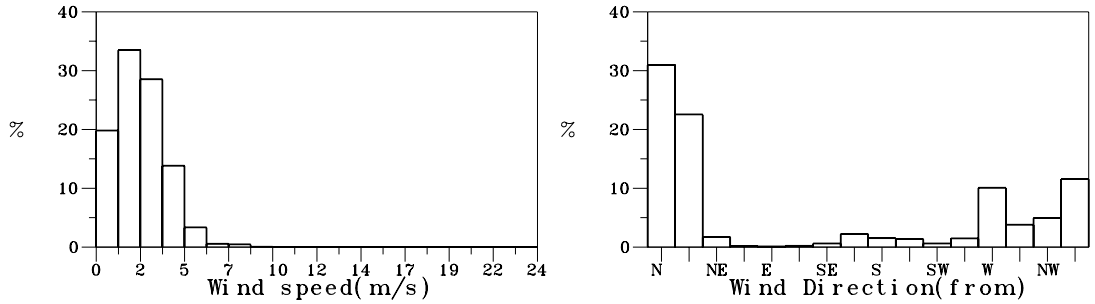


圖7.5.20 歷年 2 月高雄港測站 X 風速及風向方塊圖

| W070KHX0.ISQ | Institute of Harbor & Marine Technology |
|---|---|

HISWB.BAT(PLIWI1BV.FOR) 2008. 9 . 18

Histogram of Wind

2004/03/01-2007/03/31 KH-X NO= 2862( 96%) MEAN= 2.3m/s MAX= 9.2m/s(SSE)

N~E:42% E~S: 4% S~W:12% W~N:35% Calm: 7% < 5 m/s:96% 5~10: 4% 10~15: 0% >15: 0%

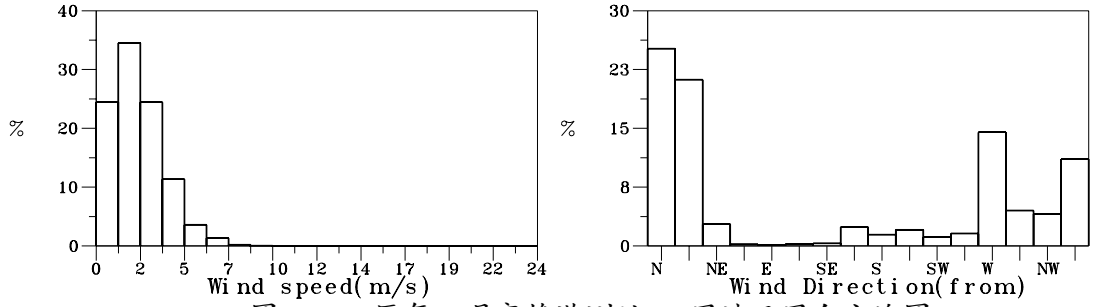


圖7.5.21 歷年 3月高雄港測站 X 風速及風向方塊圖

2004/04/01-2007/04/30 KH-X NO= 2160(100%) MEAN= 2.0m/s MAX= 7.9m/s(SSE)

N~E:23% E~S: 8% S~W:22% W~N:35% Calm:12% < 5 m/s:96% 5~10: 4% 10~15: 0% >15: 0%

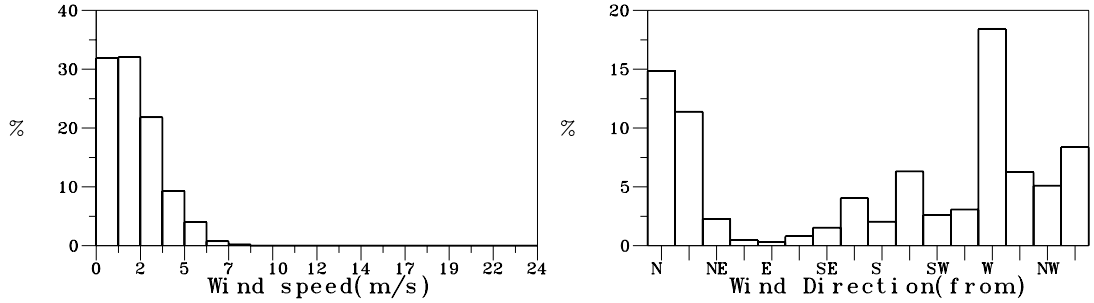


圖7.5.22 歷年 4月高雄港測站 X 風速及風向方塊圖

2004/05/01-2007/05/31 KH-X NO= 2692( 90%) MEAN= 2.2m/s MAX=13.2m/s(SSE)

N~E:16% E~S:13% S~W:26% W~N:33% Calm:12% < 5 m/s:94% 5~10: 5% 10~15: 1% >15: 0%

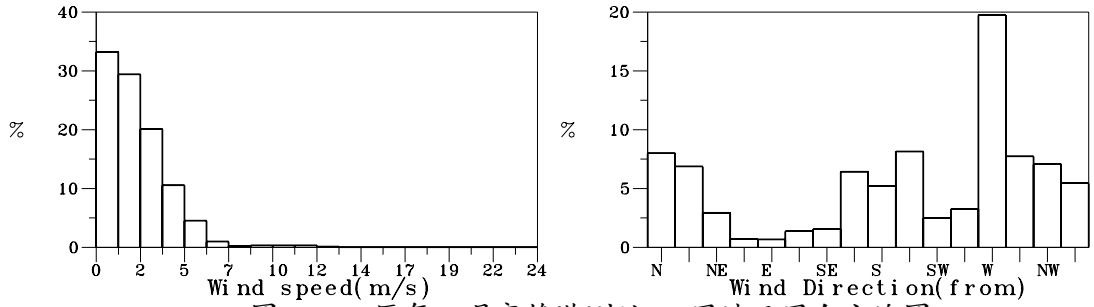


圖7.5.23 歷年 5月高雄港測站 X 風速及風向方塊圖

2003/06/25-2007/06/30 KH-X NO= 2836( 79%) MEAN= 2.4m/s MAX=10.2m/s( S )

N~E:15% E~S:23% S~W:30% W~N:21% Calm:11% < 5 m/s:90% 5~10:10% 10~15: 0% >15: 0%

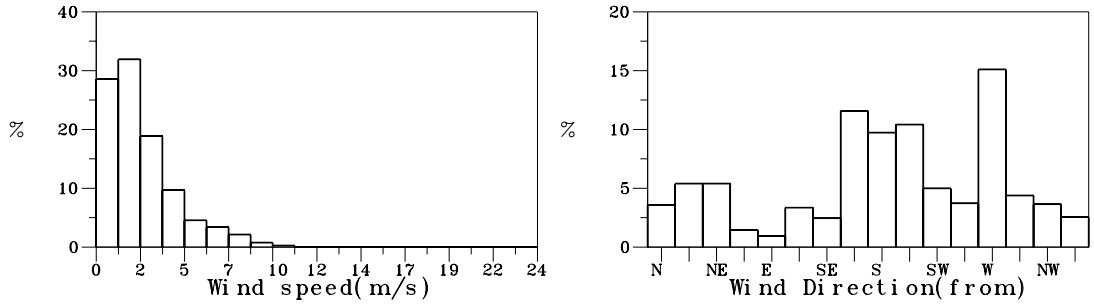


圖7.5.24 歷年 6月高雄港測站 X 風速及風向方塊圖

| W443KHX0.ISQ | Institute of Harbor & Marine Technology |
|---|---|

HISWB.BAT(PLIW11BV.FOR) 2008. 9 . 18

Histogram of Wind

2003/07/01-2007/07/31 KH-X NO= 3719(100%) MEAN= 2.8m/s MAX=13.5m/s( W )

N~E:11% E~S:22% S~W:35% W~N:24% Calm: 8% < 5 m/s:85% 5~10:14% 10~15: 1% >15: 0%

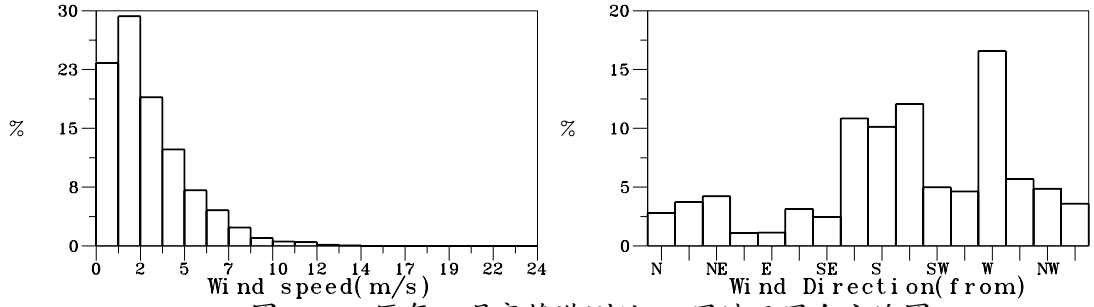


圖7.5.25 歷年 7月高雄港測站 X 風速及風向方塊圖

2003/08/01-2007/08/31 KH-X NO= 3717(100%) MEAN= 2.6m/s MAX=13.4m/s(SSE)

N~E:17% E~S:18% S~W:26% W~N:28% Calm:11% < 5 m/s:88% 5~10:11% 10~15: 1% >15: 0%

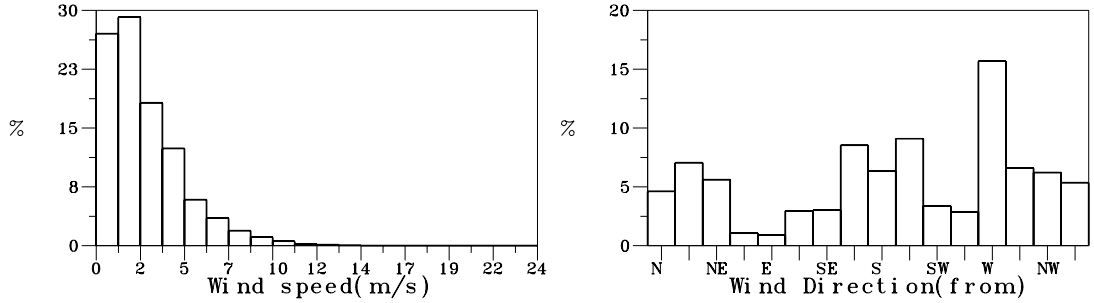


圖7.5.26 歷年 8月高雄港測站 X 風速及風向方塊圖

2003/09/01-2007/09/30 KH-X NO= 3589(100%) MEAN= 1.9m/s MAX=15.4m/s(WNW)

N~E:17% E~S:11% S~W:21% W~N:30% Calm:21% < 5 m/s:95% 5~10: 5% 10~15: 0% >15: 0%

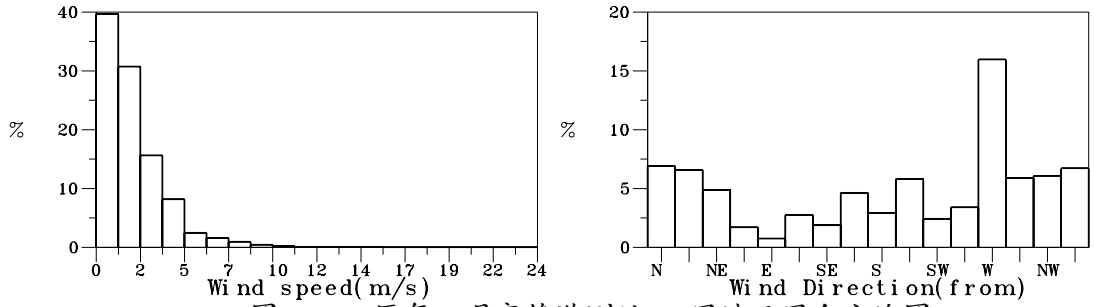


圖7.5.27 歷年 9月高雄港測站 X 風速及風向方塊圖

2003/10/01-2007/10/31 KH-X NO= 3719(100%) MEAN= 1.6m/s MAX=13.2m/s( NW)

N~E:20% E~S: 3% S~W:20% W~N:28% Calm:29% < 5 m/s:98% 5~10: 2% 10~15: 0% >15: 0%

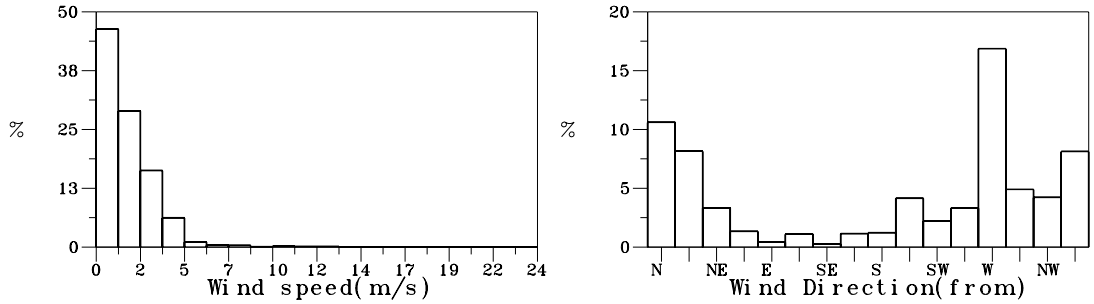


圖7.5.28 歷年10月高雄港測站 X 風速及風向方塊圖

| W447KHX0.ISQ | Institute of Harbor & Marine Technology |
|---|---|

HISWB.BAT(PLIWI1BV.FOR) 2008. 9 . 18

Histogram of Wind

2003/11/01-2007/11/30 KH-X NO= 3600(100%) MEAN= 1.9m/s MAX= 6.5m/s( N )

N~E:39% E~S: 1% S~W:10% W~N:40% Calm:10% < 5 m/s:99% 5~10: 1% 10~15: 0% >15: 0%

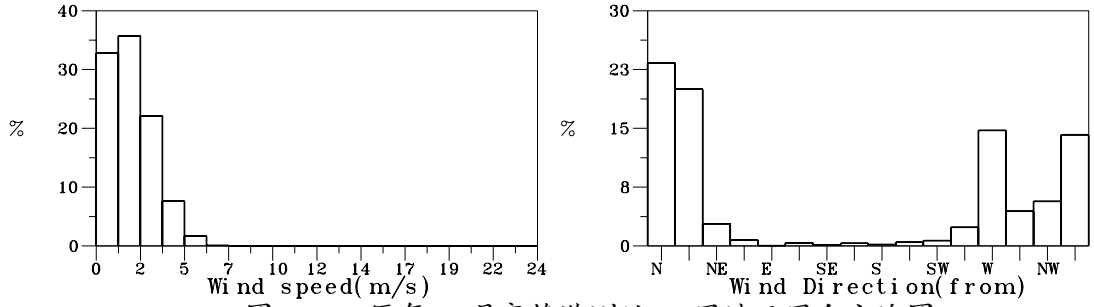


圖7.5.29 歷年11月高雄港測站 X 風速及風向方塊圖

2003/12/01-2007/02/28 KH-X NO= 8660(100%) MEAN= 2.5m/s MAX= 9.5m/s(ESE)

N~E:51% E~S: 2% S~W: 6% W~N:36% Calm: 5% < 5 m/s:95% 5~10: 5% 10~15: 0% >15: 0%

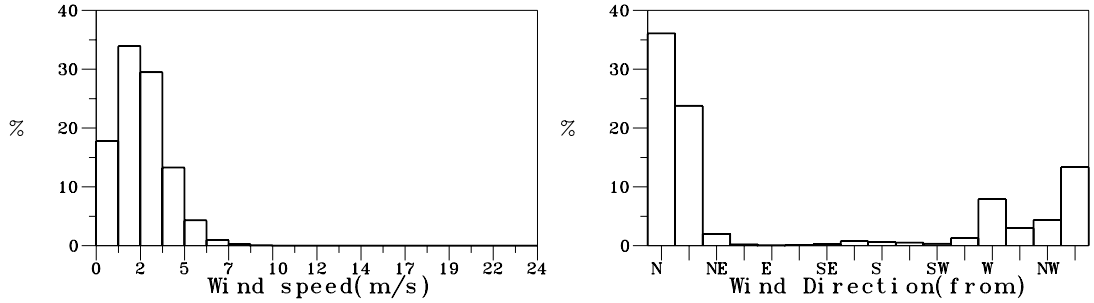


圖7.5.30 歷年冬季高雄港測站 X 風速及風向方塊圖

2004/03/01-2007/05/31 KH-X NO= 7714( 95%) MEAN= 2.2m/s MAX=13.2m/s(SSE)

N~E:28% E~S: 8% S~W:20% W~N:34% Calm:10% < 5 m/s:96% 5~10: 4% 10~15: 0% >15: 0%

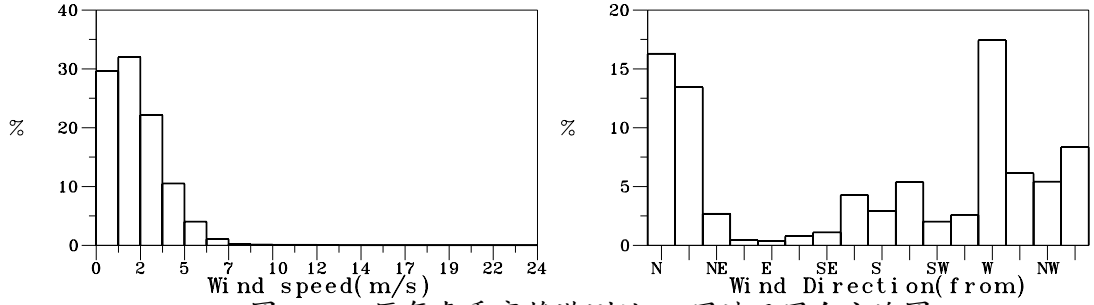


圖7.5.31 歷年春季高雄港測站 X 風速及風向方塊圖

2003/06/25-2007/08/31 KH-X NO= 10272( 93%) MEAN= 2.6m/s MAX=13.5m/s( W )

N~E:14% E~S:21% S~W:30% W~N:25% Calm:10% < 5 m/s:87% 5~10:12% 10~15: 1% >15: 0%

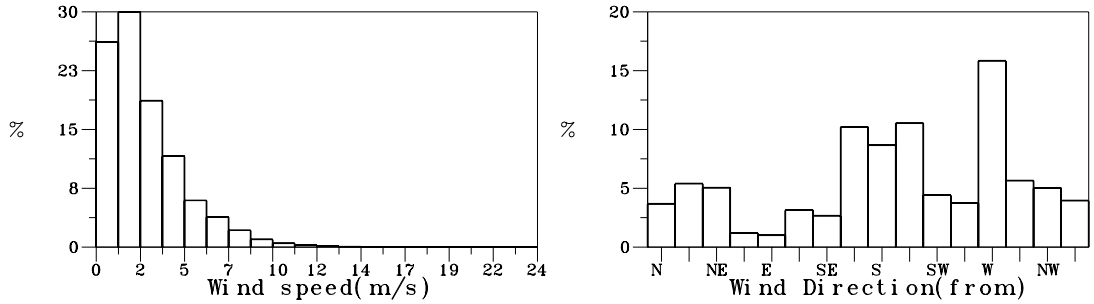


圖7.5.32 歷年夏季高雄港測站 X 風速及風向方塊圖

| W44BKHX0.ISQ | Institute of Harbor & Marine Technology |
|---|---|

HISWB.BAT(PLIW11BV.FOR) 2008. 9 . 18

Histogram of Wind

2003/09/01-2007/11/30 KH-X NO= 10908(100%) MEAN= 1.8m/s MAX=15.4m/s(WNW)

N~E:25% E~S: 5% S~W:17% W~N:33% Calm:20% < 5 m/s:97% 5~10: 3% 10~15: 0% >15: 0%

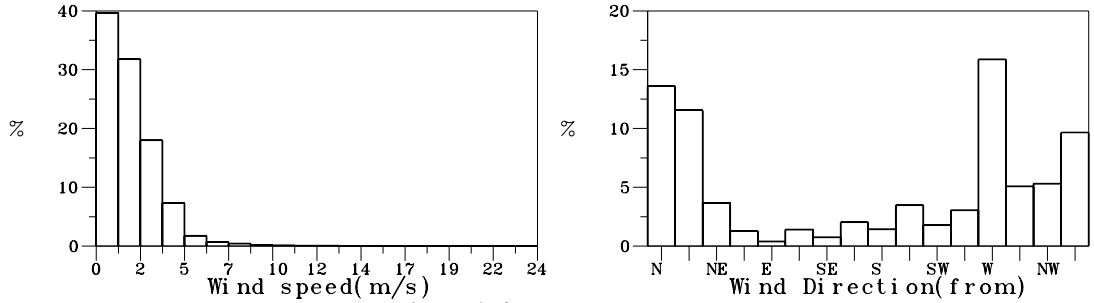


圖7.5.33 歷年秋季高雄港測站 X 風速及風向方塊圖

2003/06/25-2007/11/30 KH-X NO= 37554( 97%) MEAN= 2.3m/s MAX=15.4m/s(WNW)

N~E:29% E~S: 9% S~W:19% W~N:31% Calm:12% < 5 m/s:94% 5~10: 6% 10~15: 0% >15: 0%

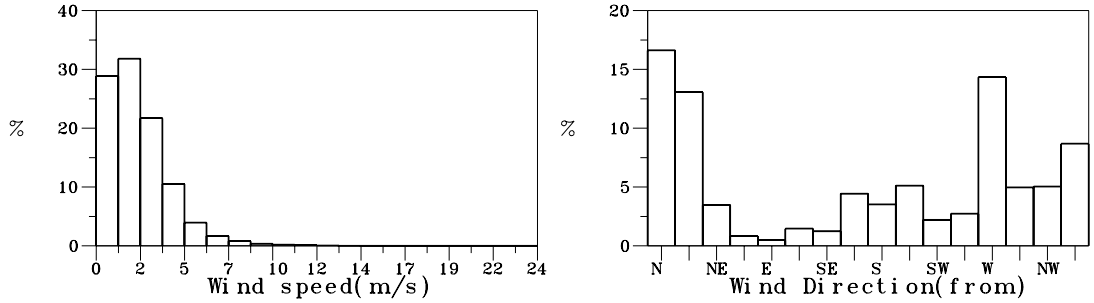


圖7.5.34 歷年全年高雄港測站 X 風速及風向方塊圖

Histogram of Wind

2006/12/01-2006/12/31 KH-B NO= 743(100%) MEAN= 2.2m/s MAX= 5.8m/s( N )

N~E:47% E~S: 1% S~W: 2% W~N:49% Calm: 1% < 5 m/s:99% 5~10: 1% 10~15: 0% >15: 0%

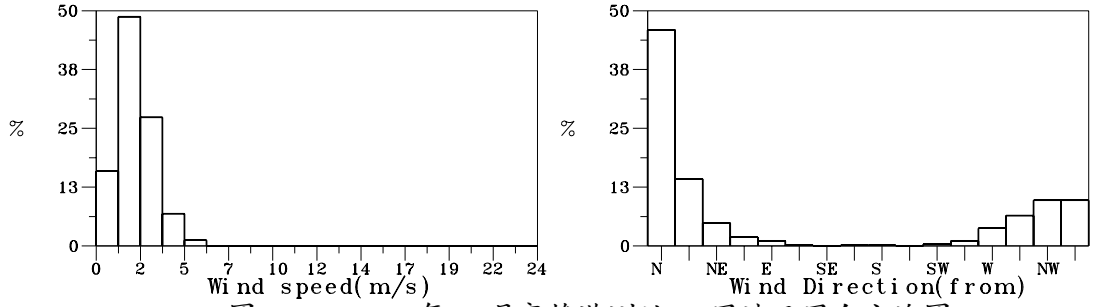


圖7.5.35 2006年12月高雄港測站 B 風速及風向方塊圖

2007/01/01-2007/01/31 KH-B NO= 743(100%) MEAN= 2.3m/s MAX= 6.7m/s( N )

N~E:42% E~S: 0% S~W: 2% W~N:55% Calm: 1% < 5 m/s:99% 5~10: 1% 10~15: 0% >15: 0%

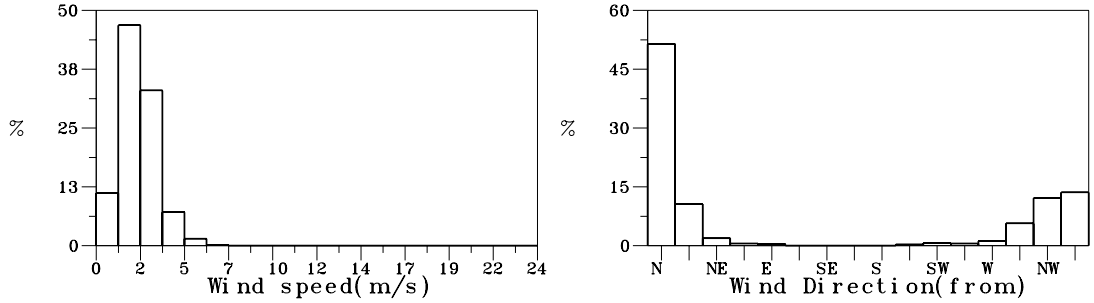


圖7.5.36 2007年 1月高雄港測站 B 風速及風向方塊圖

2007/02/01-2007/02/28 KH-B NO= 672(100%) MEAN= 2.3m/s MAX= 6.7m/s( NW)

N~E:42% E~S: 6% S~W: 4% W~N:47% Calm: 1% < 5 m/s:98% 5~10: 2% 10~15: 0% >15: 0%

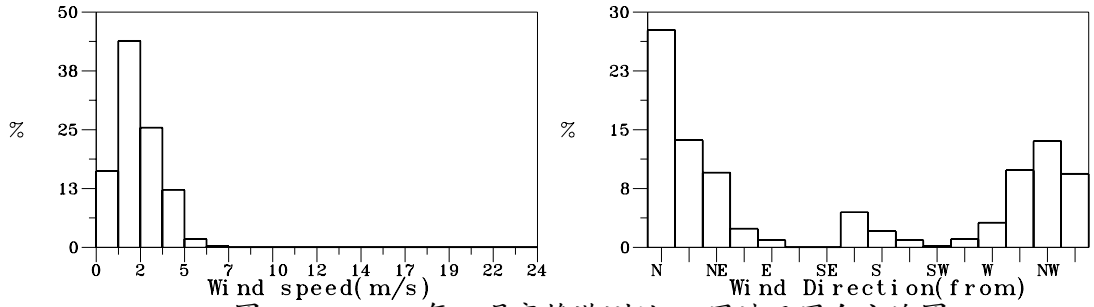


圖7.5.37 2007年 2月高雄港測站 B 風速及風向方塊圖

2007/03/01-2007/03/31 KH-B NO= 741(100%) MEAN= 2.2m/s MAX= 7.6m/s( N )

N~E:35% E~S: 6% S~W:11% W~N:45% Calm: 3% < 5 m/s:98% 5~10: 2% 10~15: 0% >15: 0%

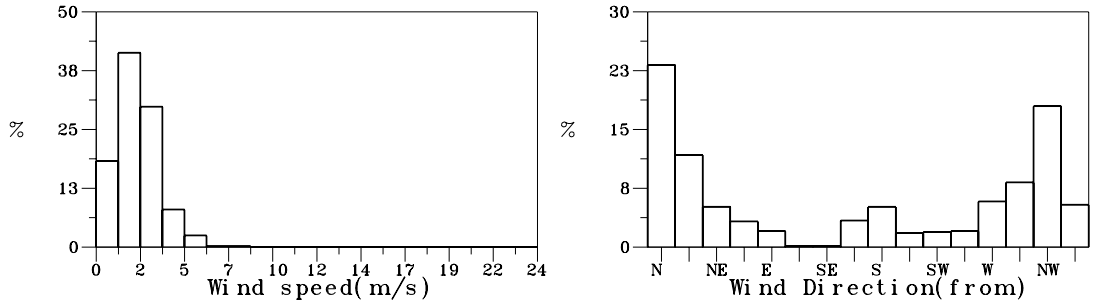


圖7.5.38 2007年 3月高雄港測站 B 風速及風向方塊圖

| W06CKHB0.ISQ | Institute of Harbor & Marine Technology |
|---|---|

HISWB.BAT(PLIWI1BV.FOR) 2008. 9 . 18

Histogram of Wind

2007/04/01-2007/04/30 KH-B NO= 720(100%) MEAN= 2.1m/s MAX= 6.8m/s( N )

N~E:30% E~S: 3% S~W:20% W~N:43% Calm: 4% < 5 m/s:98% 5~10: 2% 10~15: 0% >15: 0%

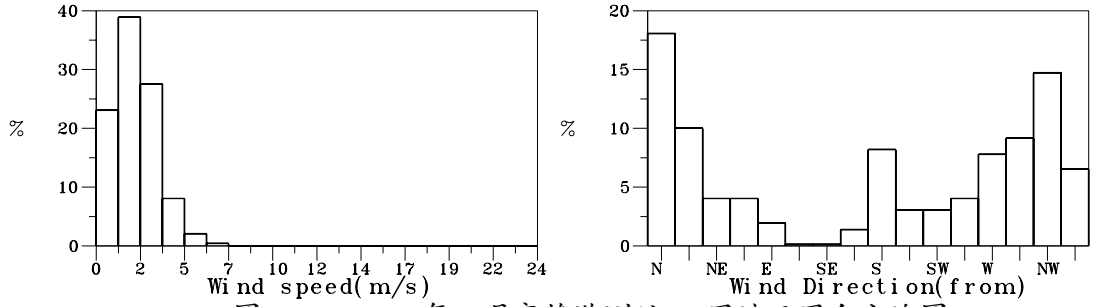


圖7.5.39 2007年 4月高雄港測站 B 風速及風向方塊圖

2007/05/01-2007/05/31 KH-B NO= 742(100%) MEAN= 2.1m/s MAX= 5.9m/s( NW)

N~E:21% E~S: 9% S~W:21% W~N:44% Calm: 5% < 5 m/s:99% 5~10: 1% 10~15: 0% >15: 0%

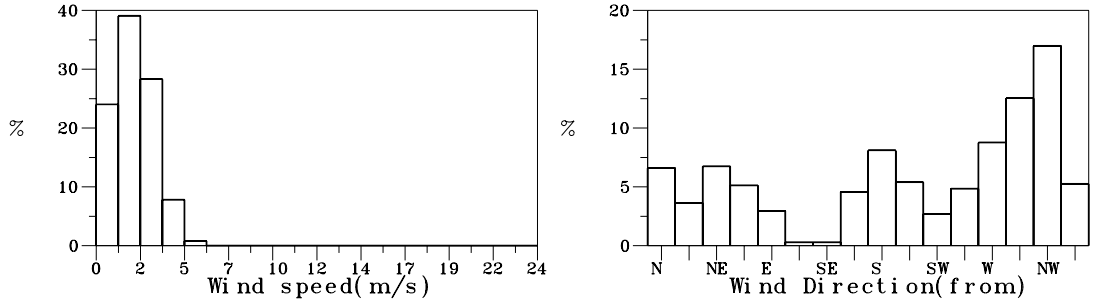


圖7.5.40 2007年 5月高雄港測站 B 風速及風向方塊圖

2007/06/01-2007/06/30 KH-B NO= 710( 99%) MEAN= 2.3m/s MAX= 6.5m/s(NNW)

N~E:32% E~S:24% S~W:20% W~N:22% Calm: 2% < 5 m/s:98% 5~10: 2% 10~15: 0% >15: 0%

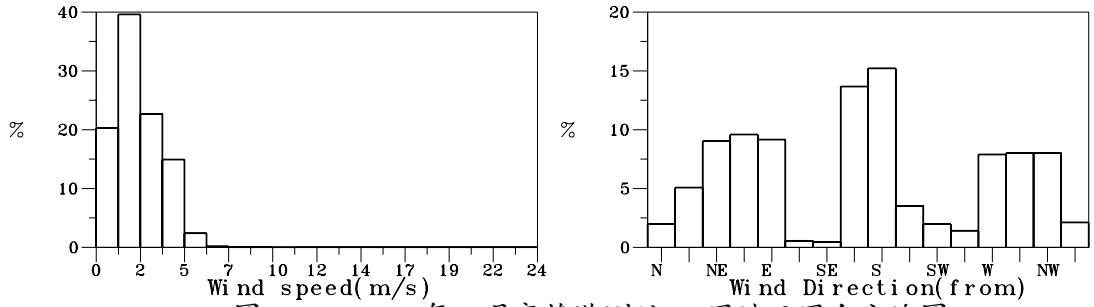


圖7.5.41 2007年 6月高雄港測站 B 風速及風向方塊圖

2007/07/01-2007/07/31 KH-B NO= 744(100%) MEAN= 2.5m/s MAX= 6.8m/s( S )

N~E:25% E~S:15% S~W:23% W~N:35% Calm: 2% < 5 m/s:96% 5~10: 4% 10~15: 0% >15: 0%

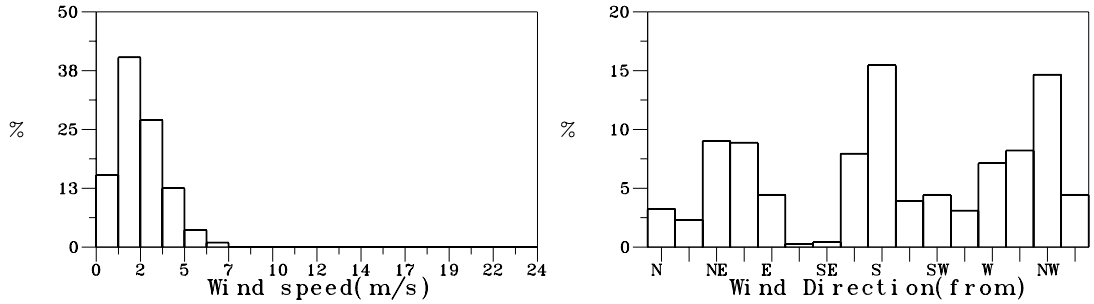


圖7.5.42 2007年 7月高雄港測站 B 風速及風向方塊圖

| W074KHB0.ISQ | Institute of Harbor & Marine Technology |
|---|---|

HISWB.BAT(PLIWI1BV.FOR) 2008. 9 . 18

Histogram of Wind

2007/08/01-2007/08/31 KH-B NO= 744(100%) MEAN= 2.6m/s MAX=13.9m/s(WSW)

N~E:33% E~S:24% S~W:27% W~N:13% Calm: 3% < 5 m/s:89% 5~10:10% 10~15: 1% >15: 0%

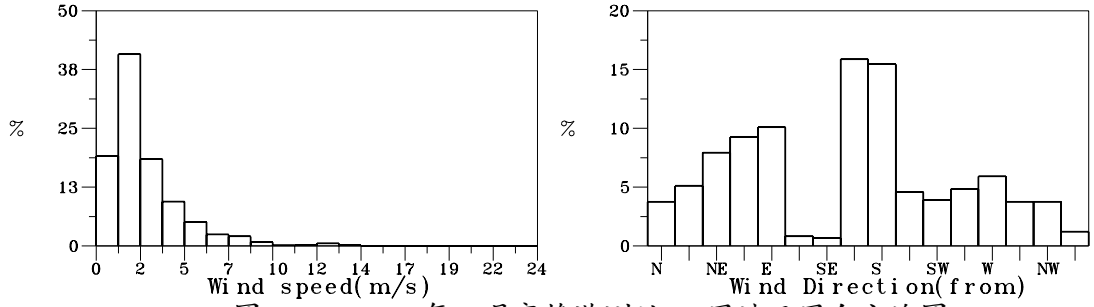


圖7.5.43 2007年 8月高雄港測站 B 風速及風向方塊圖

2007/09/01-2007/09/30 KH-B NO= 716( 99%) MEAN= 1.9m/s MAX= 7.9m/s( NW)

N~E:29% E~S: 9% S~W:22% W~N:34% Calm: 6% < 5 m/s:97% 5~10: 3% 10~15: 0% >15: 0%

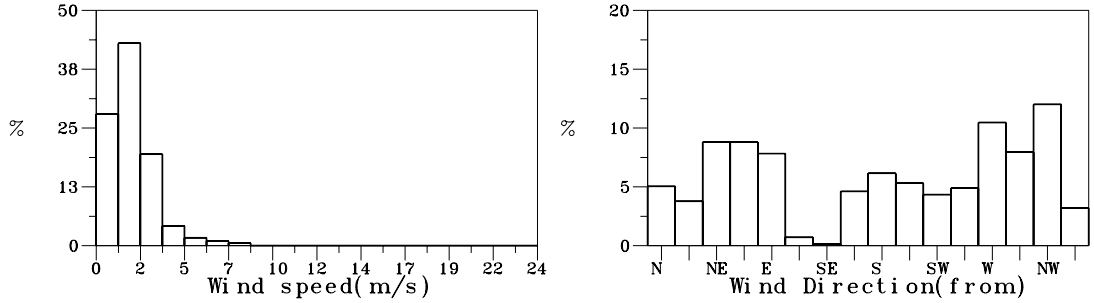


圖7.5.44 2007年 9月高雄港測站 B 風速及風向方塊圖

2007/10/01-2007/10/31 KH-B NO= 743(100%) MEAN= 2.0m/s MAX=12.4m/s( W )

N~E:30% E~S: 2% S~W:14% W~N:50% Calm: 4% < 5 m/s:97% 5~10: 1% 10~15: 2% >15: 0%

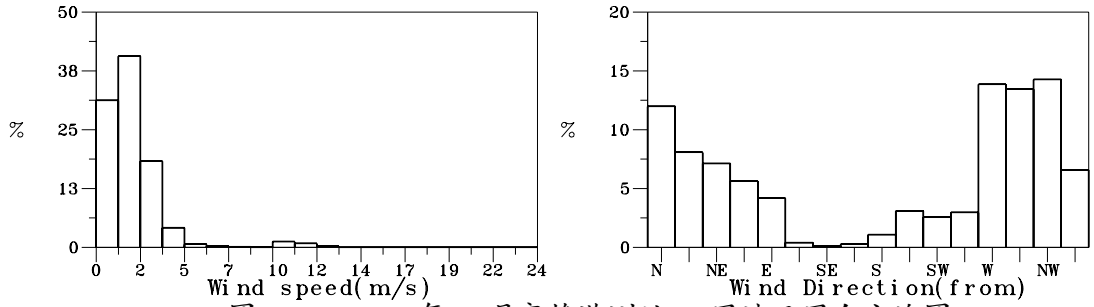


圖7.5.45 2007年10月高雄港測站 B 風速及風向方塊圖

2007/11/01-2007/11/30 KH-B NO= 720(100%) MEAN= 1.9m/s MAX= 5.4m/s( N )

N~E:43% E~S: 1% S~W: 3% W~N:49% Calm: 4% < 5 m/s:99% 5~10: 1% 10~15: 0% >15: 0%

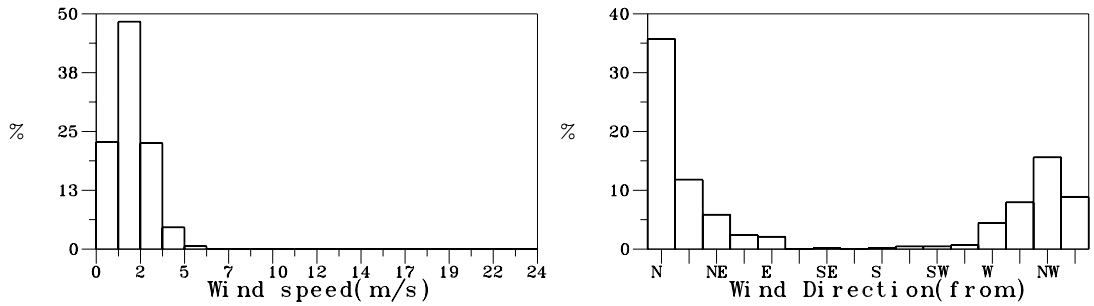


圖7.5.46 2007年11月高雄港測站 B 風速及風向方塊圖

| W078KHB0.ISQ | Institute of Harbor & Marine Technology |
|---|---|

HISWB.BAT(PLIWI1BV.FOR) 2008. 9 . 18

Histogram of Wind

2006/12/01-2007/02/28 KH-B NO= 2158(100%) MEAN= 2.3m/s MAX= 6.7m/s( N )

N~E:44% E~S: 2% S~W: 2% W~N:51% Calm: 1% < 5 m/s:99% 5~10: 1% 10~15: 0% >15: 0%

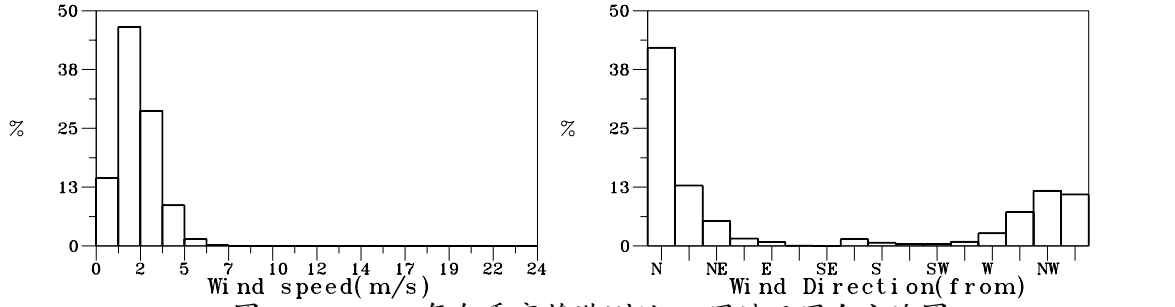


圖7.5.47 2007年冬季高雄港測站 B 風速及風向方塊圖

2007/03/01-2007/05/31 KH-B NO= 2203(100%) MEAN= 2.2m/s MAX= 7.6m/s( N )

N~E:29% E~S: 6% S~W:17% W~N:44% Calm: 4% < 5 m/s:98% 5~10: 2% 10~15: 0% >15: 0%

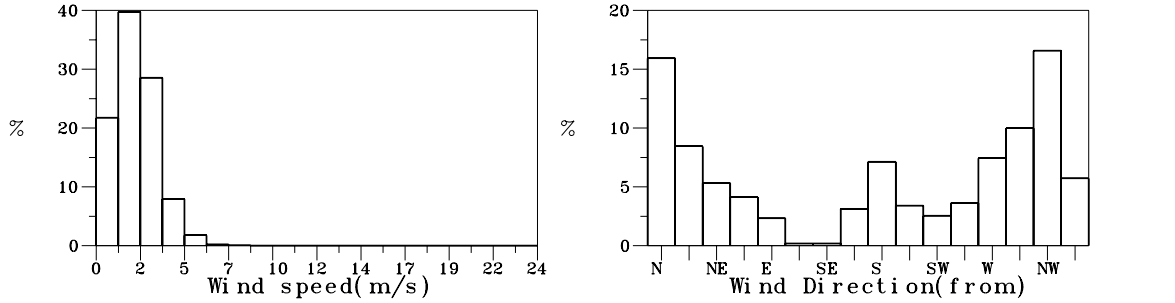


圖7.5.48 2007年春季高雄港測站 B 風速及風向方塊圖

2007/06/01-2007/08/31 KH-B NO= 2198(100%) MEAN= 2.5m/s MAX=13.9m/s(WSW)

N~E:30% E~S:21% S~W:23% W~N:23% Calm: 3% < 5 m/s:95% 5~10: 5% 10~15: 0% >15: 0%

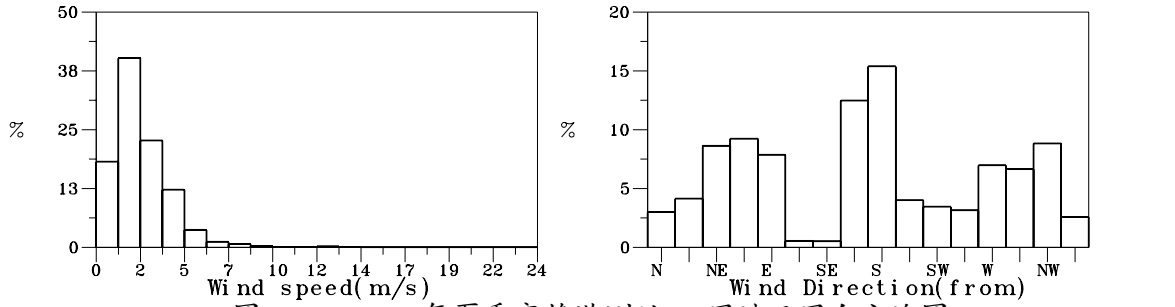


圖7.5.49 2007年夏季高雄港測站 B 風速及風向方塊圖

2007/09/01-2007/11/30 KH-B NO= 2179(100%) MEAN= 1.9m/s MAX=12.4m/s( W )

N~E:34% E~S: 4% S~W:13% W~N:44% Calm: 5% < 5 m/s:97% 5~10: 2% 10~15: 1% >15: 0%

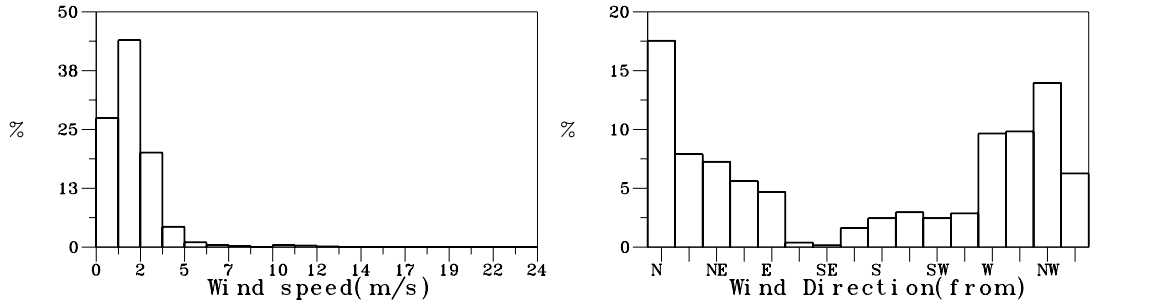


圖7.5.50 2007年秋季高雄港測站 B 風速及風向方塊圖

| W07WKHB0.ISQ | Institute of Harbor & Marine Technology |
|---|---|

HISWB.BAT(PLIWI1BV.FOR) 2008. 9 . 18

Histogram of Wind

2006/12/01-2007/11/30 KH-B NO= 8738(100%) MEAN= 2.2m/s MAX=13.9m/s(WSW)
N~E:34% E~S: 8% S~W:14% W~N:41% Calm: 3% < 5 m/s:97% 5~10: 3% 10~15: 0% >15: 0%

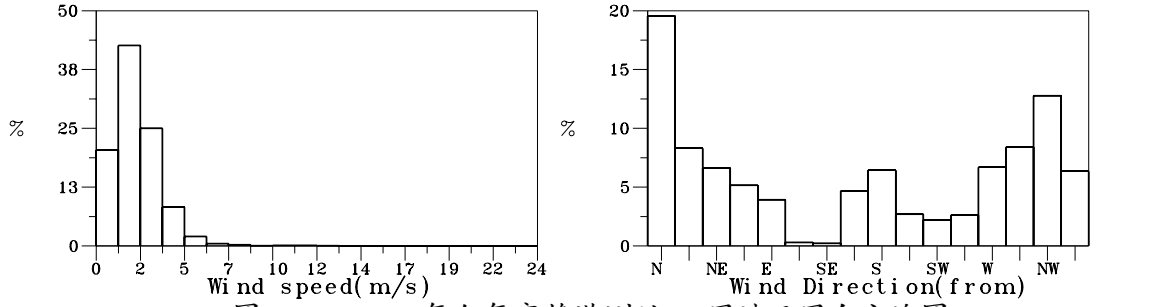


圖7.5.51 2007年全年高雄港測站 B 風速及風向方塊圖

1999/12/01-2006/12/31 KH-B NO= 5924(100%) MEAN= 2.2m/s MAX= 9.4m/s( N )
N~E:52% E~S: 1% S~W: 3% W~N:43% Calm: 1% < 5 m/s:99% 5~10: 1% 10~15: 0% >15: 0%

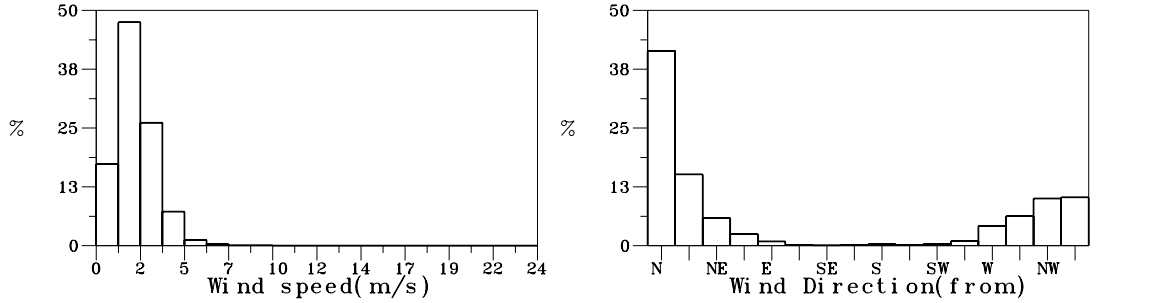


圖7.5.52 歷年12月高雄港測站 B 風速及風向方塊圖

1999/01/01-2007/01/31 KH-B NO= 6494( 97%) MEAN= 2.2m/s MAX= 7.6m/s( N )
N~E:51% E~S: 1% S~W: 2% W~N:44% Calm: 2% < 5 m/s:99% 5~10: 1% 10~15: 0% >15: 0%

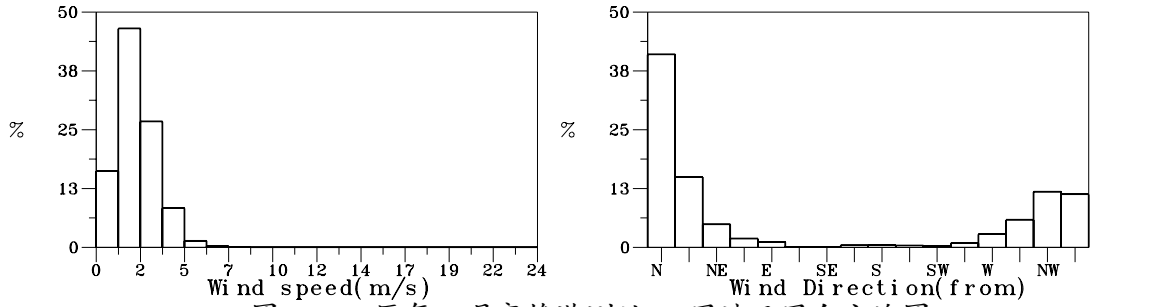


圖7.5.53 歷年 1 月高雄港測站 B 風速及風向方塊圖

1999/02/01-2007/02/28 KH-B NO= 6067(100%) MEAN= 2.2m/s MAX= 6.7m/s(NNW)
N~E:42% E~S: 4% S~W: 5% W~N:47% Calm: 2% < 5 m/s:98% 5~10: 2% 10~15: 0% >15: 0%

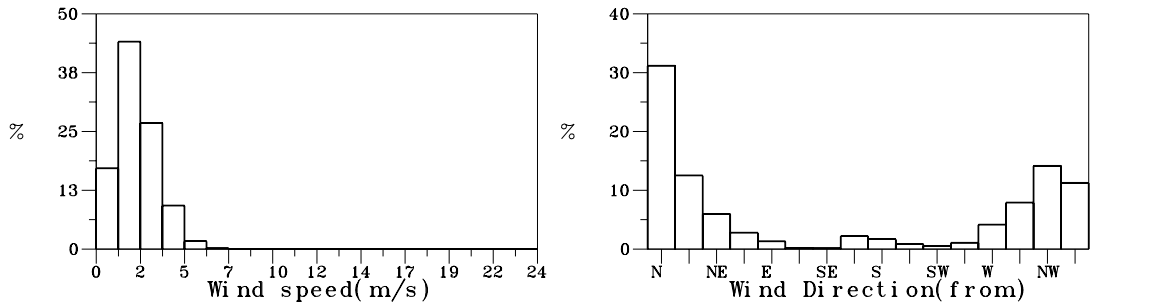


圖7.5.54 歷年 2 月高雄港測站 B 風速及風向方塊圖

| W070KHB0.ISQ | Institute of Harbor & Marine Technology |
|---|---|

HISWB.BAT(PLIWI1BV.FOR) 2008. 9 . 18

Histogram of Wind

1999/03/01-2007/03/31 KH-B NO= 6660( 99%) MEAN= 2.3m/s MAX= 7.6m/s( N )

N~E:35% E~S: 4% S~W: 8% W~N:50% Calm: 3% < 5 m/s:97% 5~10: 3% 10~15: 0% >15: 0%

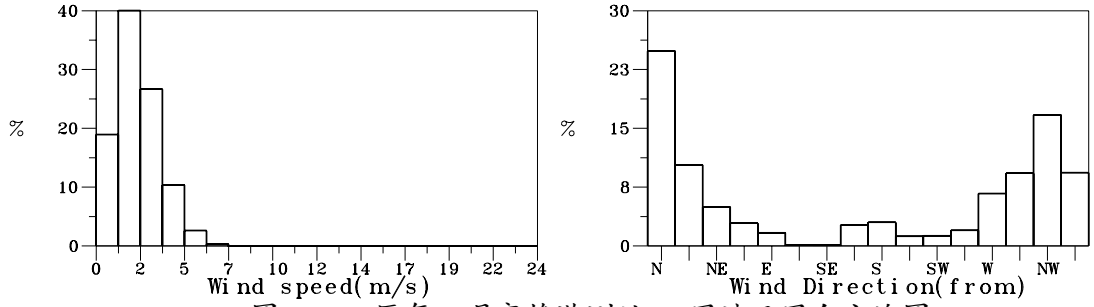


圖7.5.55 歷年 3月高雄港測站 B 風速及風向方塊圖

1999/04/01-2007/04/30 KH-B NO= 6416( 99%) MEAN= 2.2m/s MAX= 6.8m/s( N )

N~E:25% E~S: 7% S~W:15% W~N:49% Calm: 4% < 5 m/s:98% 5~10: 2% 10~15: 0% >15: 0%

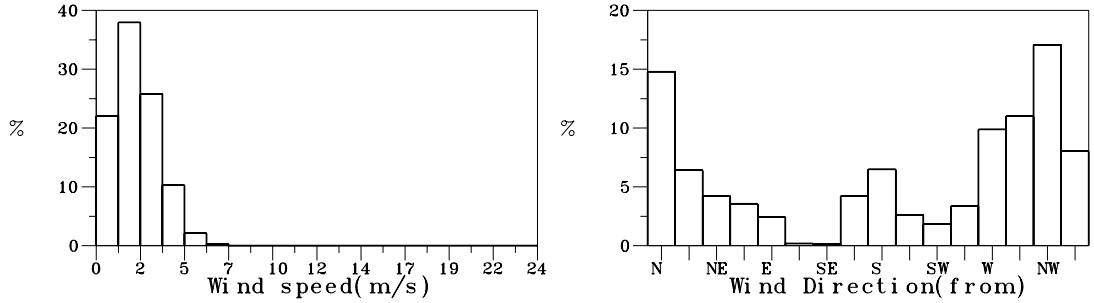


圖7.5.56 歷年 4月高雄港測站 B 風速及風向方塊圖

1999/05/01-2007/05/31 KH-B NO= 6616( 99%) MEAN= 2.1m/s MAX= 9.1m/s( S )

N~E:21% E~S:11% S~W:22% W~N:42% Calm: 4% < 5 m/s:98% 5~10: 2% 10~15: 0% >15: 0%

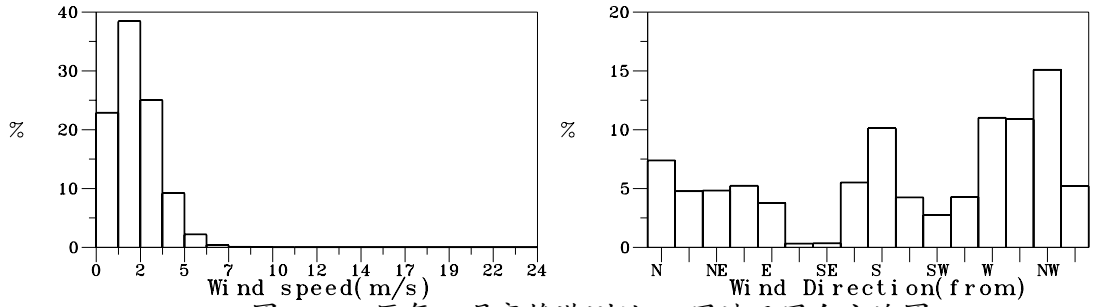


圖7.5.57 歷年 5月高雄港測站 B 風速及風向方塊圖

1999/06/01-2007/06/30 KH-B NO= 6376( 98%) MEAN= 2.2m/s MAX=12.2m/s(SSE)

N~E:21% E~S:22% S~W:29% W~N:24% Calm: 4% < 5 m/s:97% 5~10: 3% 10~15: 0% >15: 0%

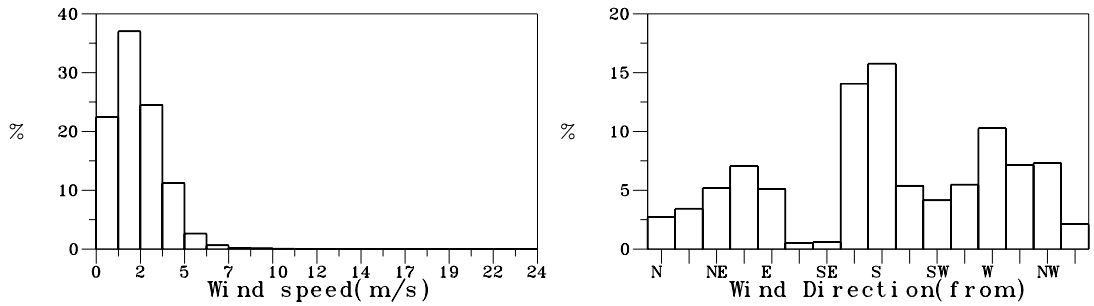


圖7.5.58 歷年 6月高雄港測站 B 風速及風向方塊圖

| W443KHB0.ISQ | Institute of Harbor & Marine Technology |
|---|---|

HISWB.BAT(PLIWI1BV.FOR) 2008. 9 . 18

Histogram of Wind

1999/07/01-2007/07/31 KH-B NO= 6661( 99%) MEAN= 2.6m/s MAX=17.2m/s( W )

N~E:21% E~S:22% S~W:26% W~N:27% Calm: 4% < 5 m/s:92% 5~10: 8% 10~15: 0% >15: 0%

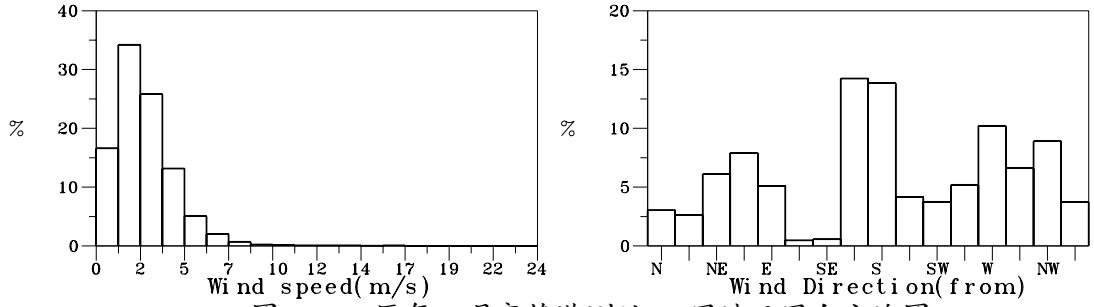


圖7.5.59 歷年 7月高雄港測站 B 風速及風向方塊圖

1999/08/01-2007/08/31 KH-B NO= 6645( 99%) MEAN= 2.4m/s MAX=13.9m/s(WSW)

N~E:27% E~S:21% S~W:20% W~N:29% Calm: 3% < 5 m/s:93% 5~10: 7% 10~15: 0% >15: 0%

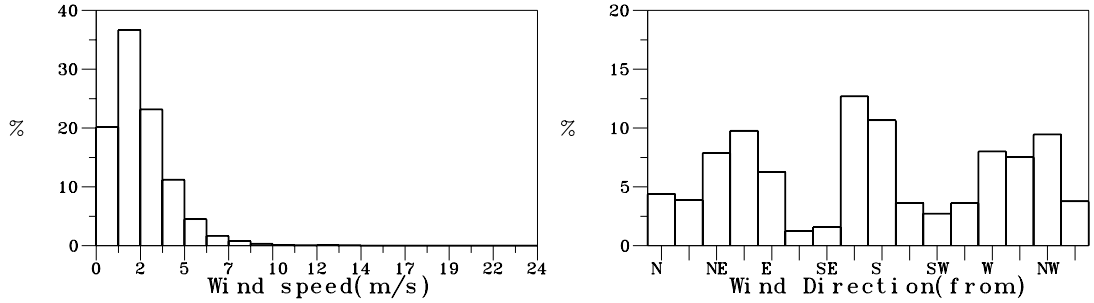


圖7.5.60 歷年 8月高雄港測站 B 風速及風向方塊圖

1999/09/01-2007/09/30 KH-B NO= 6402( 99%) MEAN= 2.3m/s MAX=15.9m/s(WSW)

N~E:29% E~S:13% S~W:18% W~N:36% Calm: 4% < 5 m/s:94% 5~10: 6% 10~15: 0% >15: 0%

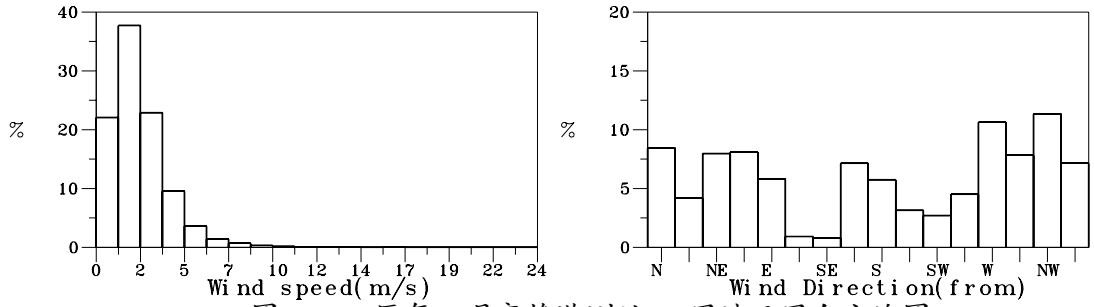


圖7.5.61 歷年 9月高雄港測站 B 風速及風向方塊圖

1999/10/01-2007/10/31 KH-B NO= 6592( 98%) MEAN= 2.0m/s MAX=12.4m/s( W )

N~E:32% E~S: 4% S~W:16% W~N:45% Calm: 3% < 5 m/s:98% 5~10: 2% 10~15: 0% >15: 0%

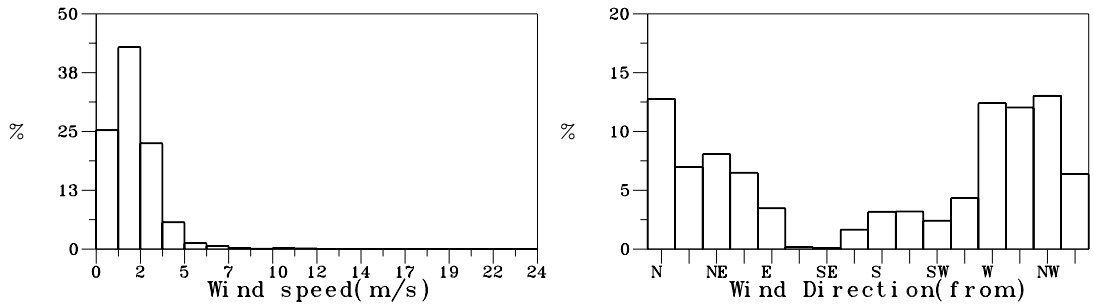


圖7.5.62 歷年10月高雄港測站 B 風速及風向方塊圖

| W447KHB0.ISQ | Institute of Harbor & Marine Technology |
|---|---|

HISWB.BAT(PLIWI1BV.FOR) 2008. 9 . 18

Histogram of Wind

1999/11/01-2007/11/30 KH-B NO= 6423( 99%) MEAN= 2.0m/s MAX=12.6m/s( N )

N~E:44% E~S: 1% S~W: 5% W~N:47% Calm: 3% < 5 m/s:99% 5~10: 1% 10~15: 0% >15: 0%

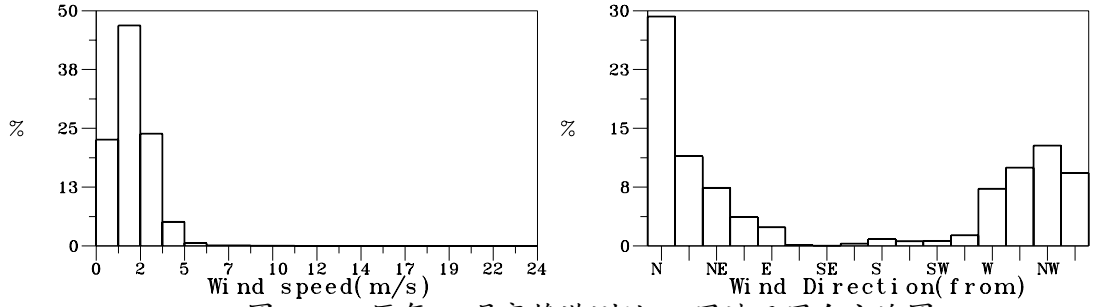


圖7.5.63 歷年11月高雄港測站 B 風速及風向方塊圖

1999/01/01-2007/02/28 KH-B NO= 18485( 99%) MEAN= 2.2m/s MAX= 9.4m/s( N )

N~E:48% E~S: 2% S~W: 3% W~N:45% Calm: 2% < 5 m/s:98% 5~10: 2% 10~15: 0% >15: 0%

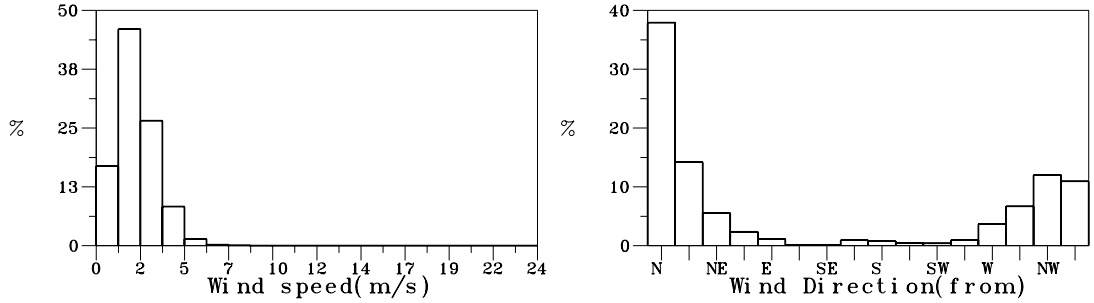


圖7.5.64 歷年冬季高雄港測站 B 風速及風向方塊圖

1999/03/01-2007/05/31 KH-B NO= 19692( 99%) MEAN= 2.2m/s MAX= 9.1m/s( S )

N~E:27% E~S: 7% S~W:15% W~N:47% Calm: 4% < 5 m/s:98% 5~10: 2% 10~15: 0% >15: 0%

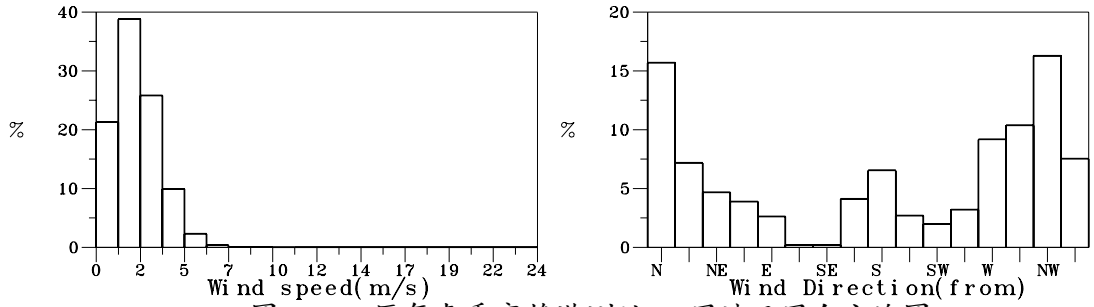


圖7.5.65 歷年春季高雄港測站 B 風速及風向方塊圖

1999/06/01-2007/08/31 KH-B NO= 19682( 99%) MEAN= 2.4m/s MAX=17.2m/s( W )

N~E:23% E~S:22% S~W:25% W~N:27% Calm: 3% < 5 m/s:94% 5~10: 6% 10~15: 0% >15: 0%

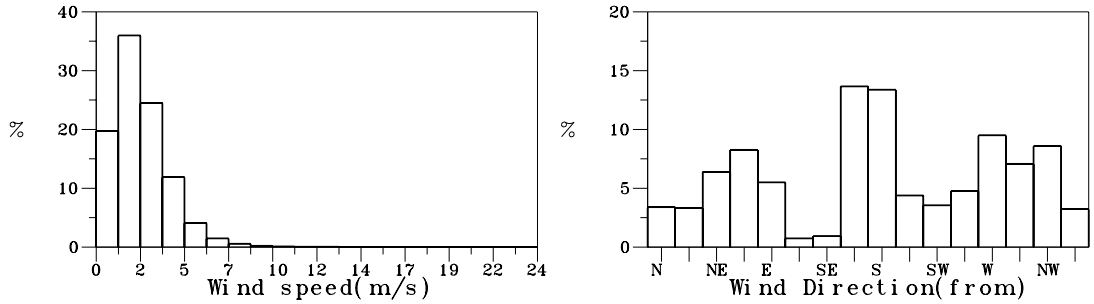


圖7.5.66 歷年夏季高雄港測站 B 風速及風向方塊圖

| W44BKHB0.ISQ | Institute of Harbor & Marine Technology |
|---|---|

HISWB.BAT(PLIWI1BV.FOR) 2008. 9 . 18

Histogram of Wind

1999/09/01-2007/11/30 KH-B NO= 19417( 99%) MEAN= 2.1m/s MAX=15.9m/s(WSW)

N~E:35% E~S: 6% S~W:13% W~N:43% Calm: 3% < 5 m/s:97% 5~10: 3% 10~15: 0% >15: 0%

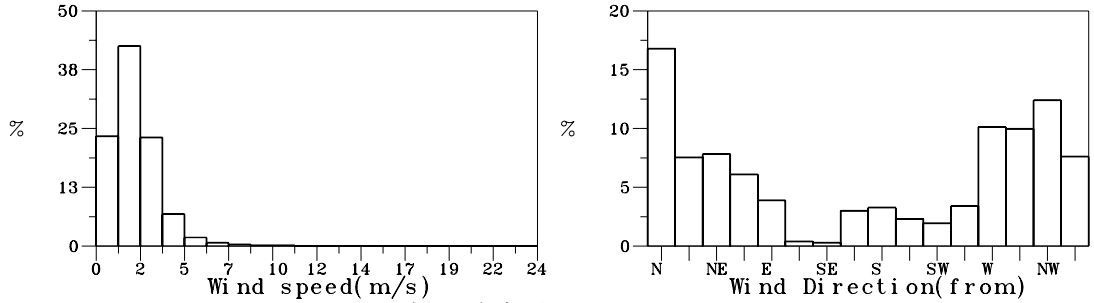


圖7.5.67 歷年秋季高雄港測站 B 風速及風向方塊圖

1999/01/01-2007/11/30 KH-B NO= 77276( 99%) MEAN= 2.2m/s MAX=17.2m/s( W )

N~E:33% E~S: 9% S~W:14% W~N:41% Calm: 3% < 5 m/s:97% 5~10: 3% 10~15: 0% >15: 0%

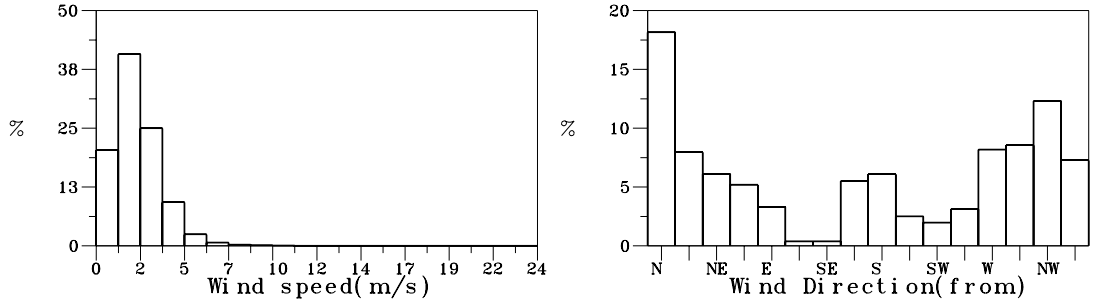


圖7.5.68 歷年全年高雄港測站 B 風速及風向方塊圖

## 7.6　2007年花蓮港風力方塊圖

Histogram of Wind

2006/12/01-2006/12/31 HL-W NO= 743(100%) MEAN= 4.1m/s MAX=11.7m/s(ENE)

N~E:57% E~S: 7% S~W:15% W~N:21% Calm: 0% < 5 m/s:69% 5~10:28% 10~15: 3% >15: 0%

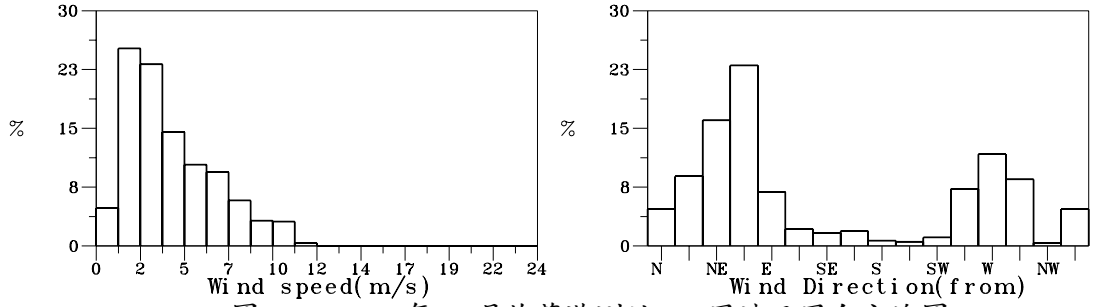


圖7.6.1 2006年12月花蓮港測站 W 風速及風向方塊圖

2007/01/01-2007/01/31 HL-W NO= 744(100%) MEAN= 4.0m/s MAX=14.2m/s( E )

N~E:49% E~S: 5% S~W:16% W~N:30% Calm: 0% < 5 m/s:74% 5~10:23% 10~15: 3% >15: 0%

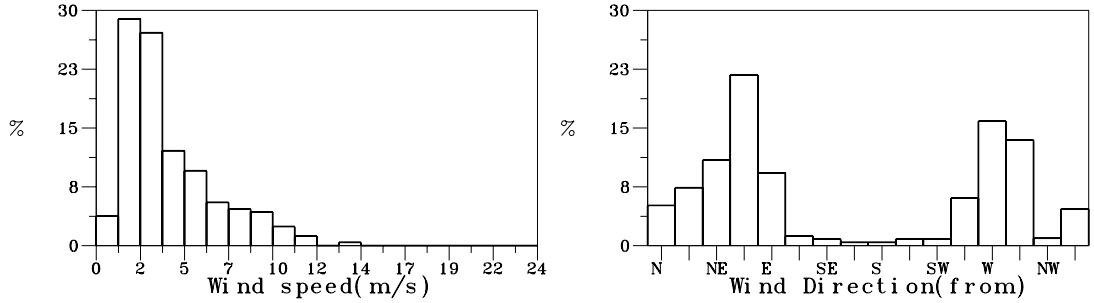


圖7.6.2 2007年 1月花蓮港測站 W 風速及風向方塊圖

2007/02/01-2007/02/28 HL-W NO= 672(100%) MEAN= 4.0m/s MAX=12.3m/s( S )

N~E:40% E~S: 8% S~W:31% W~N:21% Calm: 0% < 5 m/s:75% 5~10:23% 10~15: 2% >15: 0%

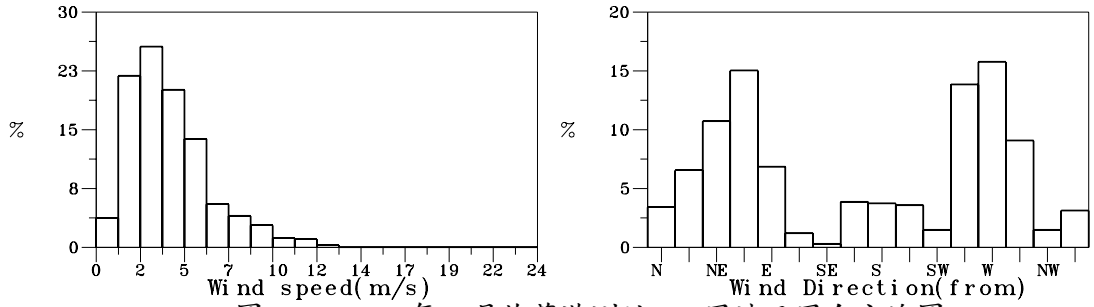


圖7.6.3 2007年 2月花蓮港測站 W 風速及風向方塊圖

2007/03/01-2007/03/31 HL-W NO= 744(100%) MEAN= 3.8m/s MAX=14.2m/s( S )

N~E:35% E~S:12% S~W:28% W~N:25% Calm: 0% < 5 m/s:78% 5~10:19% 10~15: 3% >15: 0%

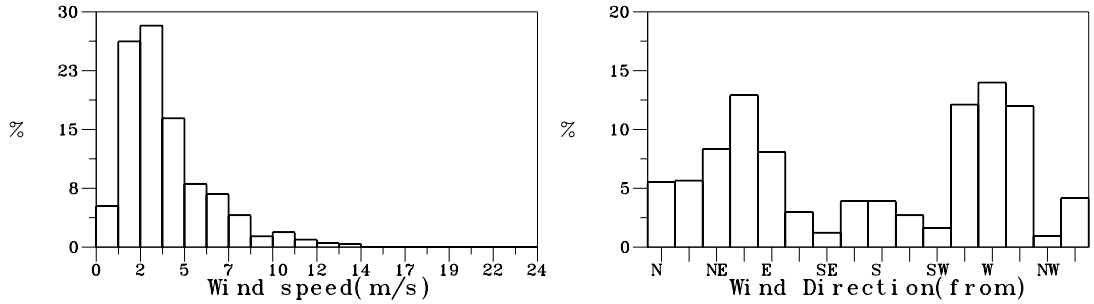


圖7.6.4 2007年 3月花蓮港測站 W 風速及風向方塊圖

| W06CHLW0.ISQ | Institute of Harbor & Marine Technology |
|---|---|

HISWB.BAT(PLIW11BV.FOR) 2008. 9 . 18

Histogram of Wind

2007/04/01-2007/04/30 HL-W NO= 720(100%) MEAN= 3.5m/s MAX=12.2m/s(ENE)

N~E:34% E~S:14% S~W:28% W~N:24% Calm: 0% < 5 m/s:80% 5~10:18% 10~15: 2% >15: 0%

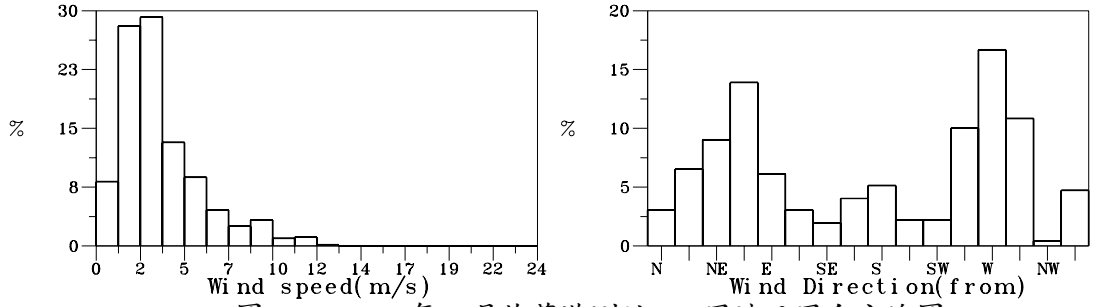


圖7.6.5 2007年 4月花蓮港測站 W 風速及風向方塊圖

2007/05/01-2007/05/31 HL-W NO= 744(100%) MEAN= 2.9m/s MAX= 8.4m/s(NNE)

N~E:25% E~S:22% S~W:34% W~N:19% Calm: 0% < 5 m/s:92% 5~10: 8% 10~15: 0% >15: 0%

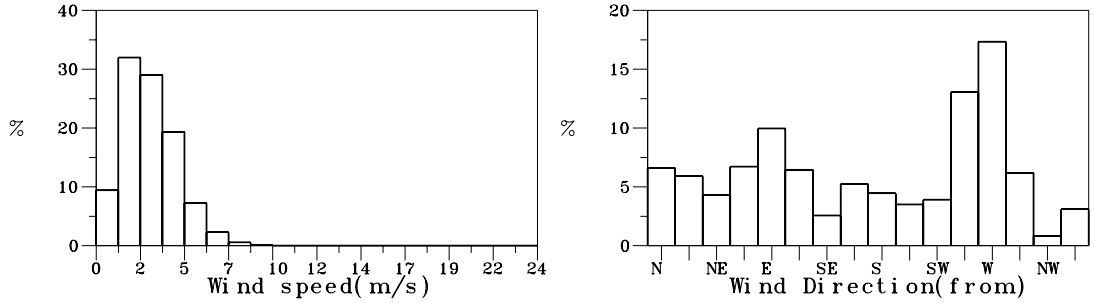


圖7.6.6 2007年 5月花蓮港測站 W 風速及風向方塊圖

2007/06/01-2007/06/30 HL-W NO= 720(100%) MEAN= 3.5m/s MAX=13.4m/s( S )

N~E:25% E~S:18% S~W:41% W~N:16% Calm: 0% < 5 m/s:84% 5~10:14% 10~15: 2% >15: 0%

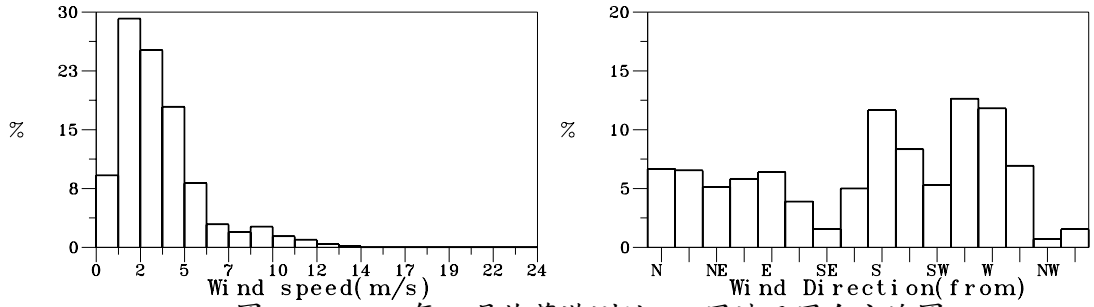


圖7.6.7 2007年 6月花蓮港測站 W 風速及風向方塊圖

2007/07/01-2007/07/31 HL-W NO= 744(100%) MEAN= 3.2m/s MAX= 9.4m/s( S )

N~E: 9% E~S:34% S~W:47% W~N:10% Calm: 0% < 5 m/s:89% 5~10:11% 10~15: 0% >15: 0%

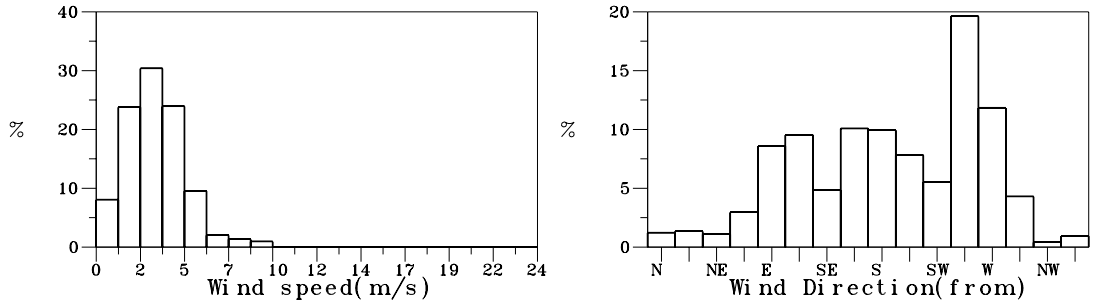


圖7.6.8 2007年 7月花蓮港測站 W 風速及風向方塊圖

| W074HLW0.ISQ | Institute of Harbor & Marine Technology |
|---|---|

HISWB.BAT(PLIW11BV.FOR) 2008. 9 . 18

Histogram of Wind

2007/08/01-2007/08/31 HL-W NO= 744(100%) MEAN= 3.8m/s MAX=21.1m/s( S )
N~E:16% E~S:20% S~W:46% W~N:18% Calm: 0% < 5 m/s:83% 5~10:14% 10~15: 1% >15: 2%

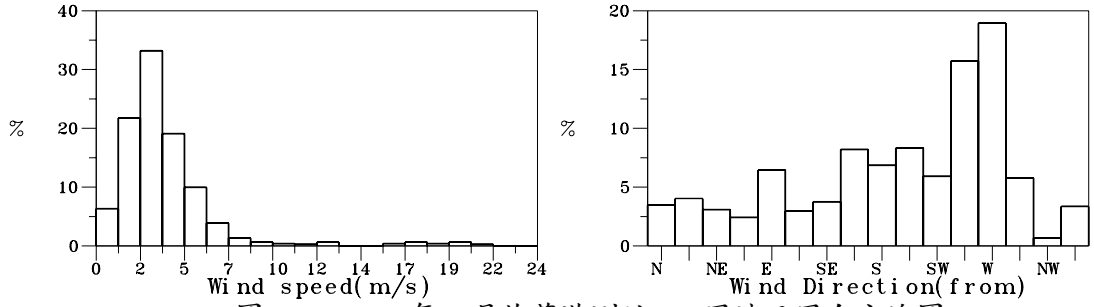


圖7.6.9 2007年 8月花蓮港測站 W 風速及風向方塊圖

2007/09/01-2007/09/30 HL-W NO= 720(100%) MEAN= 3.3m/s MAX= 8.7m/s( E )
N~E:33% E~S:12% S~W:32% W~N:23% Calm: 0% < 5 m/s:88% 5~10:12% 10~15: 0% >15: 0%

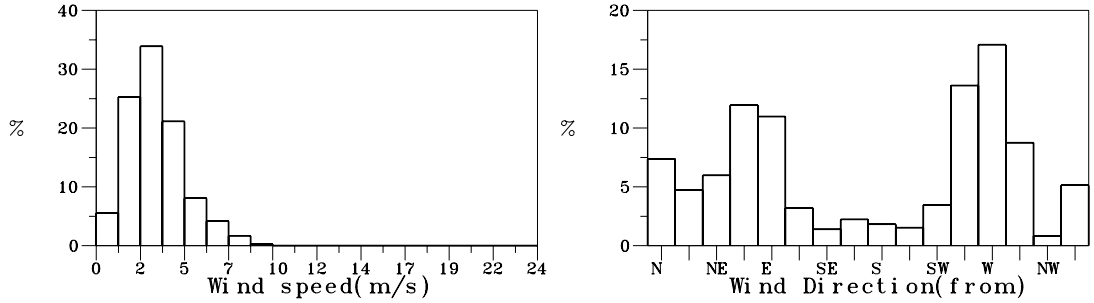


圖7.6.10 2007年 9月花蓮港測站 W 風速及風向方塊圖

2007/10/01-2007/10/31 HL-W NO= 744(100%) MEAN= 4.1m/s MAX=26.8m/s(WNW)
N~E:61% E~S: 2% S~W:15% W~N:22% Calm: 0% < 5 m/s:73% 5~10:25% 10~15: 2% >15: 0%

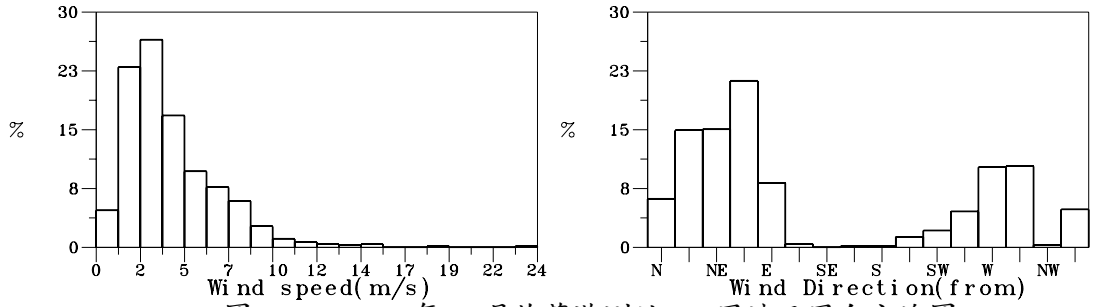


圖7.6.11 2007年10月花蓮港測站 W 風速及風向方塊圖

2007/11/01-2007/11/30 HL-W NO= 404( 56%) MEAN= 4.2m/s MAX=12.7m/s(ENE)
N~E:63% E~S: 3% S~W:12% W~N:22% Calm: 0% < 5 m/s:66% 5~10:33% 10~15: 1% >15: 0%

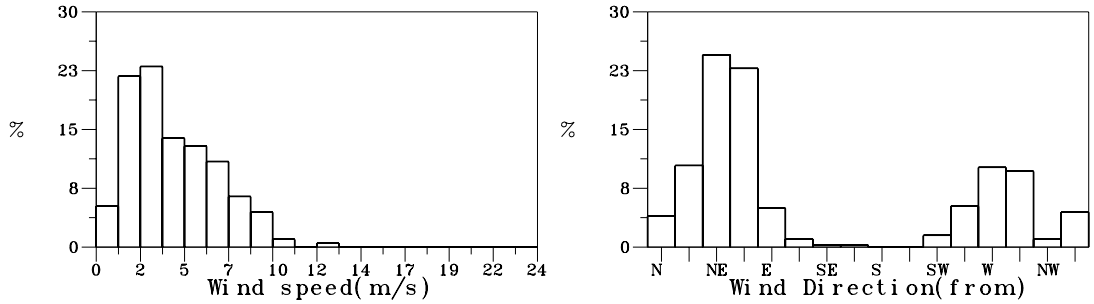


圖7.6.12 2007年11月花蓮港測站 W 風速及風向方塊圖

| W078HLW0.ISQ | Institute of Harbor & Marine Technology |
|---|---|

HISWB.BAT(PLIWI1BV.FOR) 2008. 9 . 18

Histogram of Wind

2006/12/01-2007/02/28 HL-W NO= 2159(100%) MEAN= 4.0m/s MAX=14.2m/s( E )

N~E:48% E~S: 7% S~W:21% W~N:24% Calm: 0% < 5 m/s:73% 5~10:25% 10~15: 2% >15: 0%

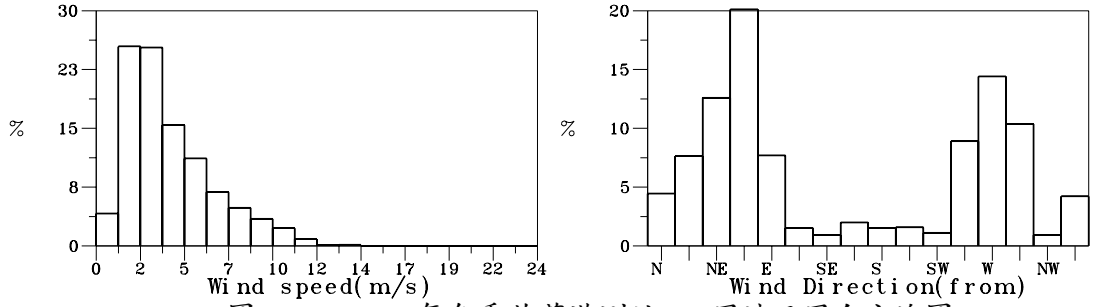


圖7.6.13 2007年冬季花蓮港測站 W 風速及風向方塊圖

2007/03/01-2007/05/31 HL-W NO= 2208(100%) MEAN= 3.4m/s MAX=14.2m/s( S )

N~E:31% E~S:16% S~W:30% W~N:23% Calm: 0% < 5 m/s:83% 5~10:15% 10~15: 2% >15: 0%

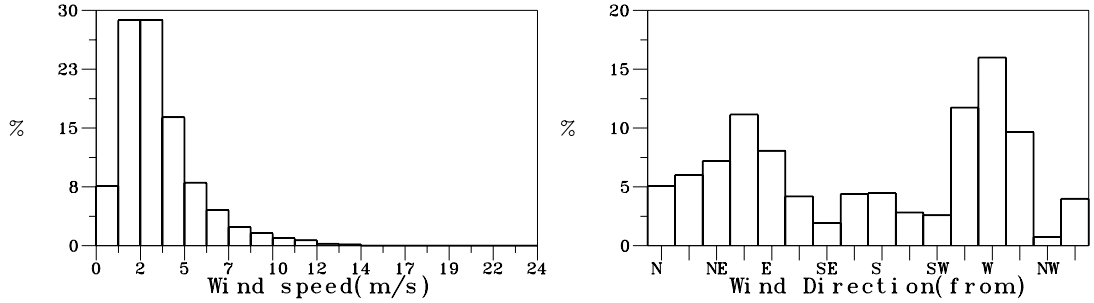


圖7.6.14 2007年春季花蓮港測站 W 風速及風向方塊圖

2007/06/01-2007/08/31 HL-W NO= 2208(100%) MEAN= 3.5m/s MAX=21.1m/s( S )

N~E:16% E~S:24% S~W:46% W~N:14% Calm: 0% < 5 m/s:85% 5~10:13% 10~15: 1% >15: 1%

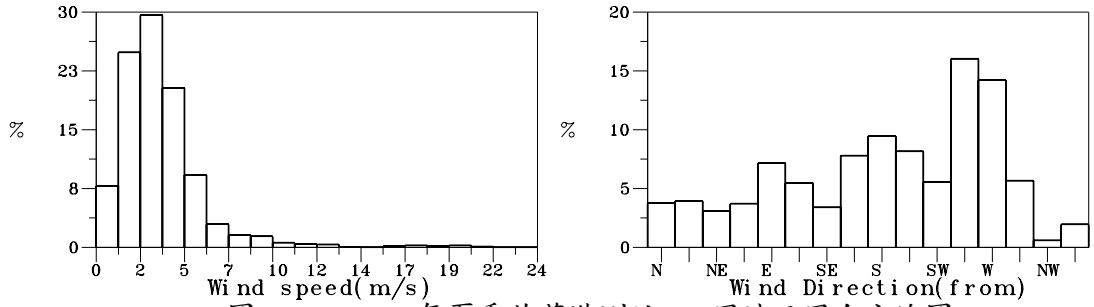


圖7.6.15 2007年夏季花蓮港測站 W 風速及風向方塊圖

2007/09/01-2007/11/30 HL-W NO= 1868( 86%) MEAN= 3.8m/s MAX=26.8m/s(WNW)

N~E:50% E~S: 6% S~W:21% W~N:23% Calm: 0% < 5 m/s:77% 5~10:22% 10~15: 1% >15: 0%

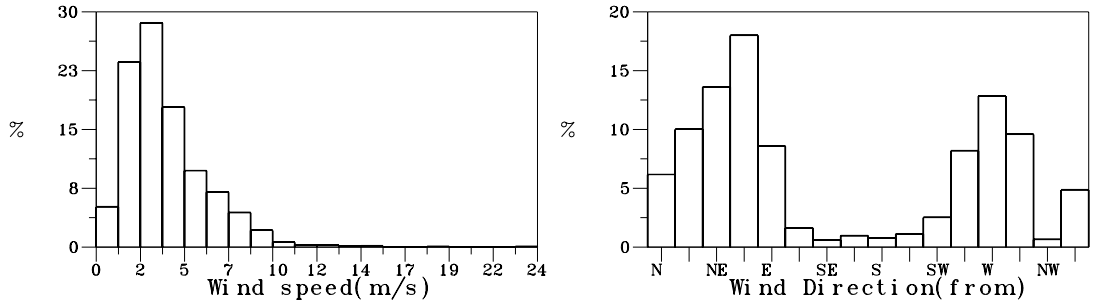


圖7.6.16 2007年秋季花蓮港測站 W 風速及風向方塊圖

| W07WHLW0.ISQ | Institute of Harbor & Marine Technology |
|---|---|

HISWB.BAT(PLIW11BV.FOR) 2008. 9 . 18

Histogram of Wind

2006/12/01-2007/11/30 HL-W NO= 8443( 96%) MEAN= 3.7m/s MAX=26.8m/s(WNW)
N~E:36% E~S:13% S~W:30% W~N:21% Calm: 0% < 5 m/s:80% 5~10:18% 10~15: 2% >15: 0%

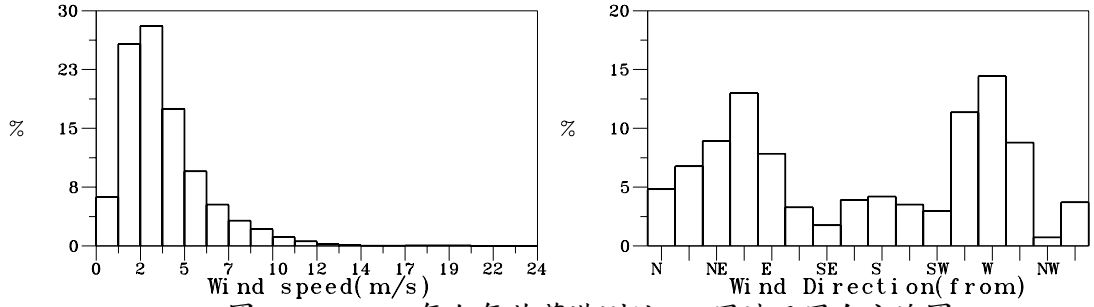


圖7.6.17 2007年全年花蓮港測站 W 風速及風向方塊圖

2002/12/01-2006/12/31 HL-W NO= 3715(100%) MEAN= 4.0m/s MAX=15.1m/s( E )
N~E:50% E~S: 6% S~W:18% W~N:26% Calm: 0% < 5 m/s:71% 5~10:26% 10~15: 3% >15: 0%

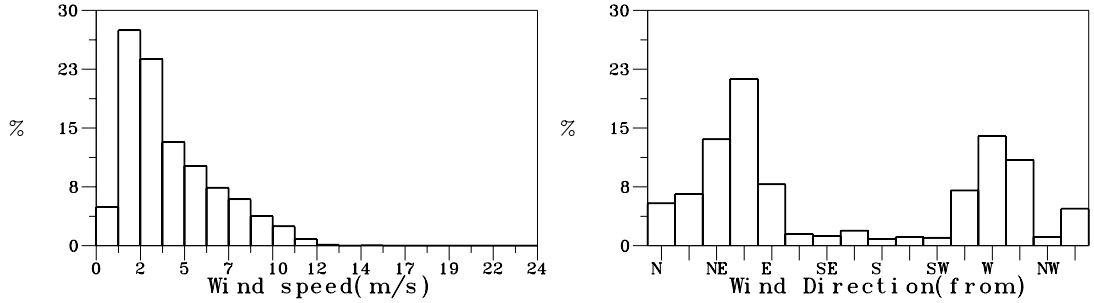


圖7.6.18 歷年12月花蓮港測站 W 風速及風向方塊圖

2003/01/01-2007/01/31 HL-W NO= 3720(100%) MEAN= 3.7m/s MAX=14.2m/s( E )
N~E:47% E~S: 5% S~W:19% W~N:29% Calm: 0% < 5 m/s:76% 5~10:23% 10~15: 1% >15: 0%

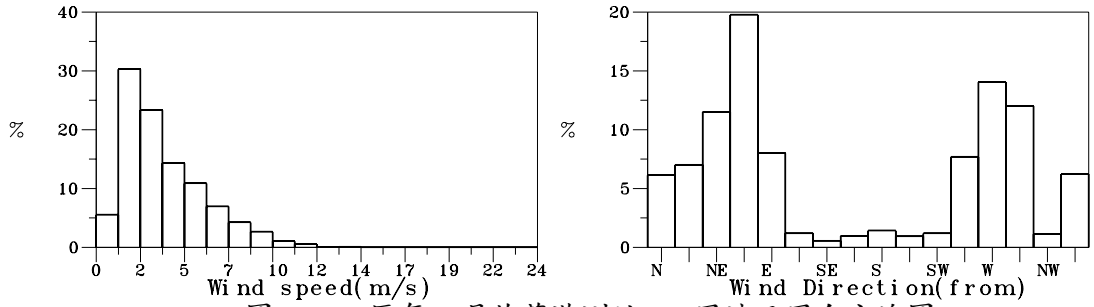


圖7.6.19 歷年 1月花蓮港測站 W 風速及風向方塊圖

2003/02/01-2007/02/28 HL-W NO= 3384(100%) MEAN= 3.8m/s MAX=16.0m/s(SSW)
N~E:41% E~S: 9% S~W:25% W~N:25% Calm: 0% < 5 m/s:75% 5~10:23% 10~15: 2% >15: 0%

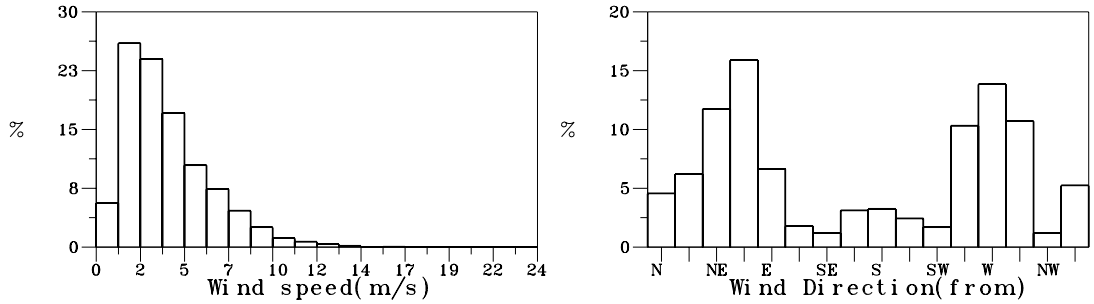


圖7.6.20 歷年 2月花蓮港測站 W 風速及風向方塊圖

| W070HLW0.ISQ | Institute of Harbor & Marine Technology |
|---|---|

HISWB.BAT(PLIW11BV.FOR) 2008. 9 . 18

Histogram of Wind

2003/03/01-2007/03/31 HL-W NO= 3674( 99%) MEAN= 3.6m/s MAX=14.2m/s( S )

N~E:39% E~S:10% S~W:24% W~N:26% Calm: 1% < 5 m/s:78% 5~10:20% 10~15: 2% >15: 0%

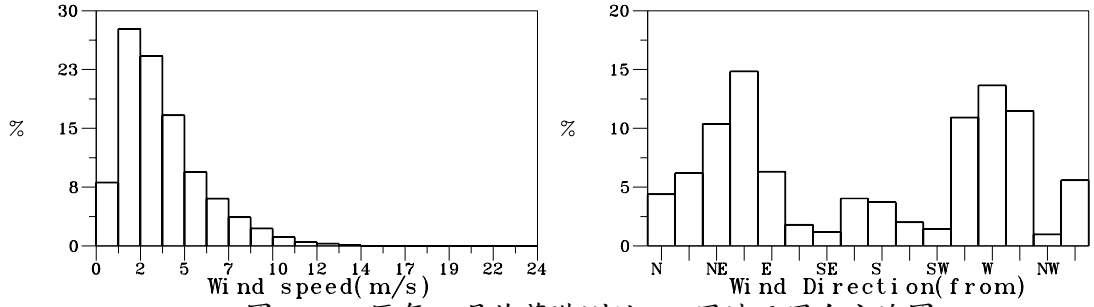


圖7.6.21 歷年 3月花蓮港測站 W 風速及風向方塊圖

2003/04/01-2007/04/30 HL-W NO= 3597(100%) MEAN= 3.4m/s MAX=13.9m/s(ENE)

N~E:32% E~S:14% S~W:30% W~N:24% Calm: 0% < 5 m/s:82% 5~10:17% 10~15: 1% >15: 0%

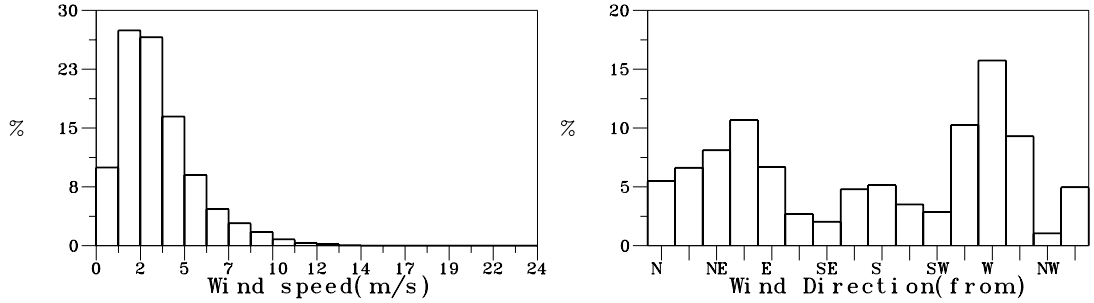


圖7.6.22 歷年 4月花蓮港測站 W 風速及風向方塊圖

2003/05/01-2007/05/31 HL-W NO= 3720(100%) MEAN= 3.0m/s MAX=13.4m/s(SSW)

N~E:31% E~S:17% S~W:31% W~N:20% Calm: 1% < 5 m/s:87% 5~10:13% 10~15: 0% >15: 0%

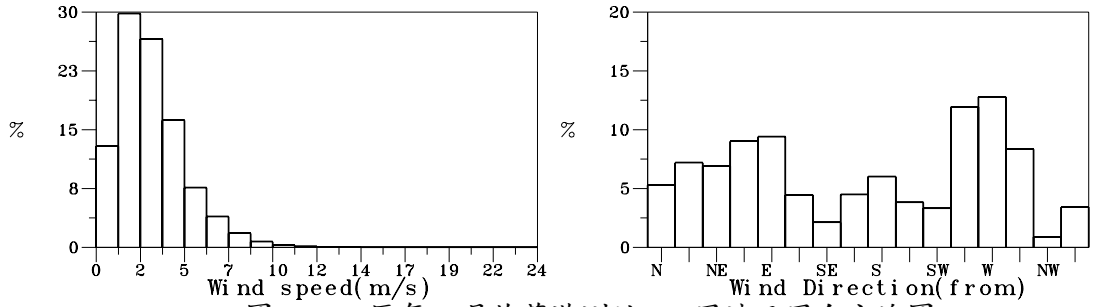


圖7.6.23 歷年 5月花蓮港測站 W 風速及風向方塊圖

2002/06/19-2007/06/30 HL-W NO= 3536( 82%) MEAN= 3.2m/s MAX=13.4m/s( S )

N~E:24% E~S:19% S~W:39% W~N:17% Calm: 1% < 5 m/s:84% 5~10:15% 10~15: 1% >15: 0%

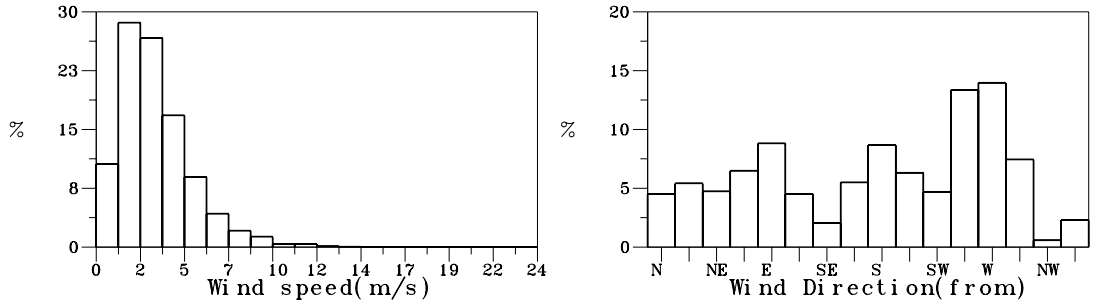


圖7.6.24 歷年 6月花蓮港測站 W 風速及風向方塊圖

| W443HLW0.ISQ | Institute of Harbor & Marine Technology |
|---|---|

HISWB.BAT(PLIW11BV.FOR) 2008. 9 . 18

Histogram of Wind

2002/07/01-2007/07/31 HL-W NO= 3944( 88%) MEAN= 3.5m/s MAX=23.5m/s( SE)

N~E:10% E~S:29% S~W:51% W~N:10% Calm: 0% < 5 m/s:83% 5~10:16% 10~15: 1% >15: 0%

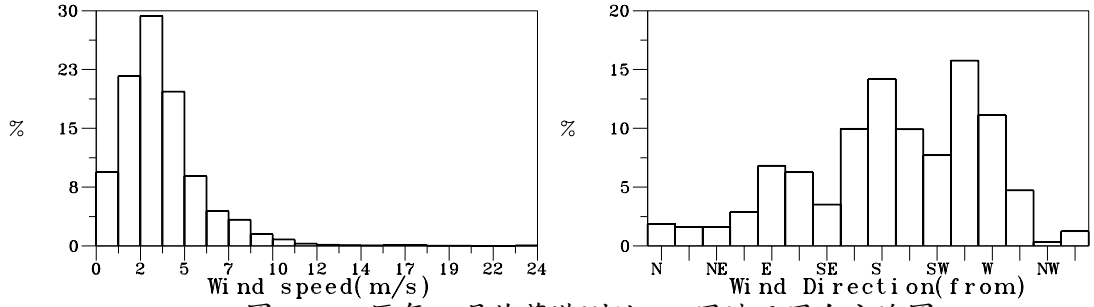


圖7.6.25 歷年 7月花蓮港測站 W 風速及風向方塊圖

2002/08/01-2007/08/31 HL-W NO= 4464(100%) MEAN= 3.3m/s MAX=21.1m/s( S )

N~E:14% E~S:24% S~W:46% W~N:16% Calm: 0% < 5 m/s:87% 5~10:12% 10~15: 1% >15: 0%

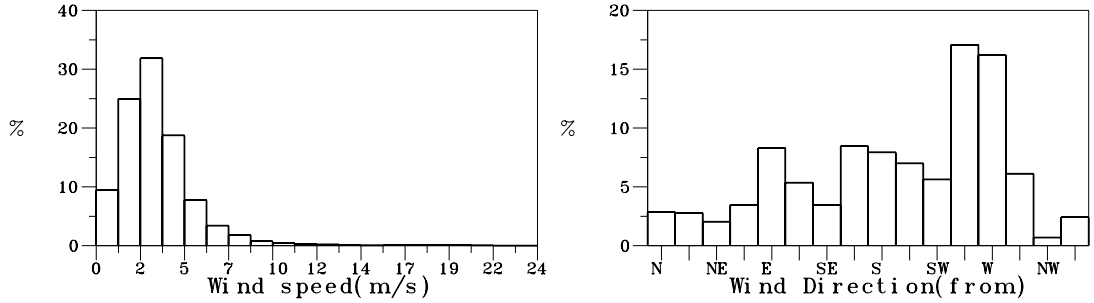


圖7.6.26 歷年 8月花蓮港測站 W 風速及風向方塊圖

2002/09/01-2007/09/30 HL-W NO= 4302(100%) MEAN= 3.0m/s MAX=16.0m/s(SSW)

N~E:28% E~S:15% S~W:33% W~N:23% Calm: 1% < 5 m/s:90% 5~10:10% 10~15: 0% >15: 0%

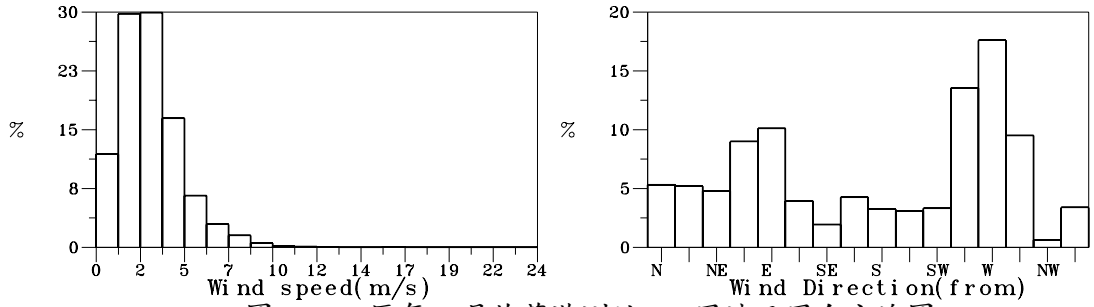


圖7.6.27 歷年 9月花蓮港測站 W 風速及風向方塊圖

2002/10/01-2007/10/31 HL-W NO= 4464(100%) MEAN= 3.8m/s MAX=53.8m/s( E )

N~E:51% E~S: 6% S~W:18% W~N:20% Calm: 5% < 5 m/s:74% 5~10:25% 10~15: 1% >15: 0%

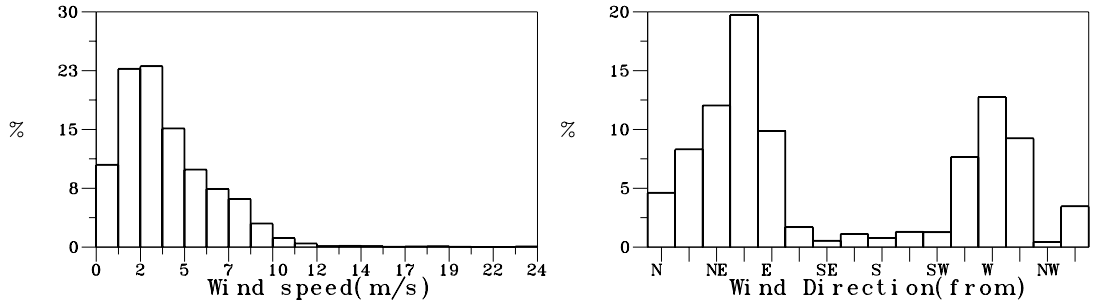


圖7.6.28 歷年10月花蓮港測站 W 風速及風向方塊圖

| W447HLW0.ISQ | Institute of Harbor & Marine Technology |
|---|---|

HISWB.BAT(PLIW11BV.FOR) 2008. 9 . 18

Histogram of Wind

2002/11/01-2007/11/30 HL-W NO= 3996( 93%) MEAN= 3.7m/s MAX=12.7m/s(ENE)

N~E:48% E~S: 8% S~W:21% W~N:23% Calm: 0% < 5 m/s:75% 5~10:24% 10~15: 1% >15: 0%

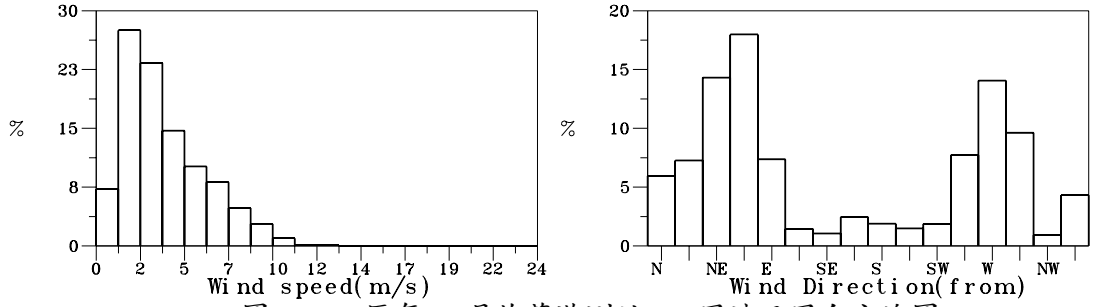


圖 7.6.29 歷年 11 月花蓮港測站 W 風速及風向方塊圖

2002/12/01-2007/02/28 HL-W NO= 10819(100%) MEAN= 3.8m/s MAX=16.0m/s(SSW)

N~E:47% E~S: 7% S~W:20% W~N:26% Calm: 0% < 5 m/s:74% 5~10:24% 10~15: 2% >15: 0%

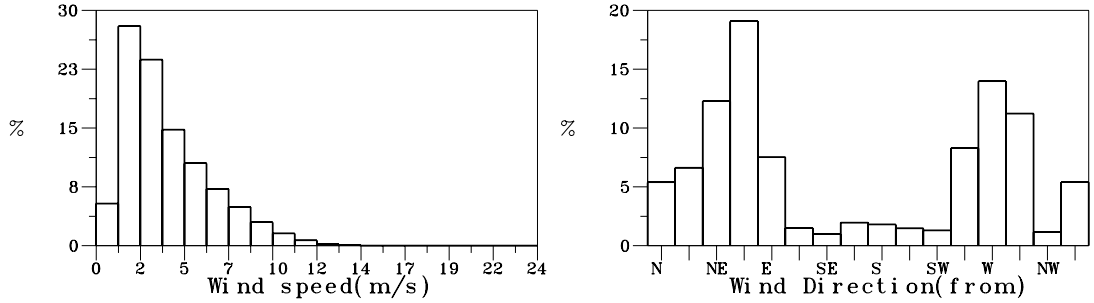


圖 7.6.30 歷年冬季花蓮港測站 W 風速及風向方塊圖

2003/03/01-2007/05/31 HL-W NO= 10991(100%) MEAN= 3.3m/s MAX=14.2m/s( S )

N~E:34% E~S:14% S~W:28% W~N:23% Calm: 1% < 5 m/s:83% 5~10:16% 10~15: 1% >15: 0%

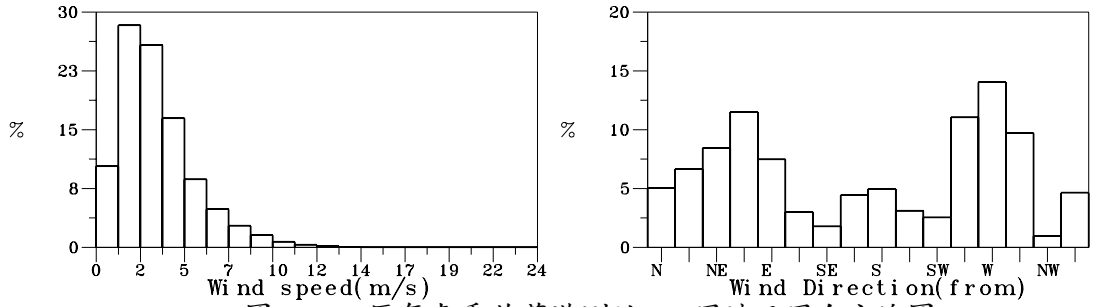


圖 7.6.31 歷年春季花蓮港測站 W 風速及風向方塊圖

2002/06/19-2007/08/31 HL-W NO= 11944( 90%) MEAN= 3.3m/s MAX=23.5m/s( SE)

N~E:15% E~S:25% S~W:46% W~N:14% Calm: 0% < 5 m/s:85% 5~10:14% 10~15: 1% >15: 0%

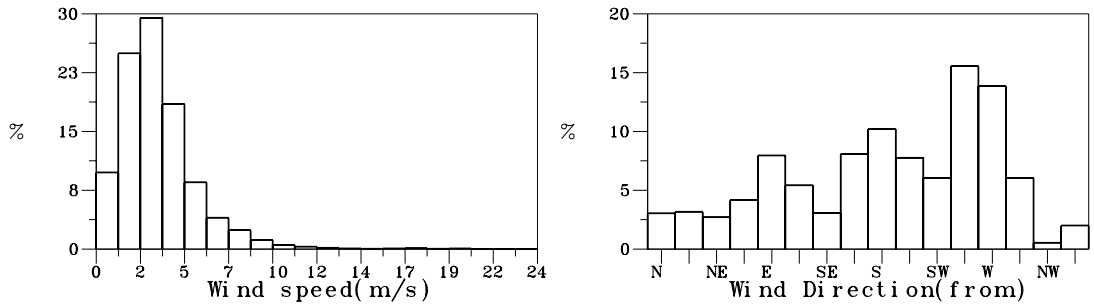


圖 7.6.32 歷年夏季花蓮港測站 W 風速及風向方塊圖

| W44BHLW0.ISQ | Institute of Harbor & Marine Technology |
|---|---|

HISWB.BAT(PLIW11BV.FOR) 2008. 9 . 18

Histogram of Wind

2002/09/01-2007/11/30 HL-W NO= 12762( 97%) MEAN= 3.5m/s MAX=53.8m/s( E )
N~E:42% E~S:10% S~W:24% W~N:22% Calm: 2% < 5 m/s:79% 5~10:20% 10~15: 1% >15: 0%

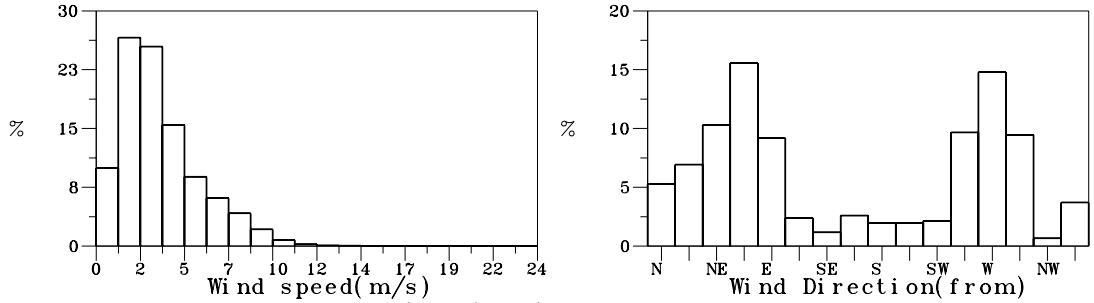


圖7.6.33 歷年秋季花蓮港測站 W 風速及風向方塊圖

2002/06/19-2007/11/30 HL-W NO= 46516( 96%) MEAN= 3.5m/s MAX=53.8m/s( E )
N~E:34% E~S:14% S~W:30% W~N:21% Calm: 1% < 5 m/s:80% 5~10:19% 10~15: 1% >15: 0%

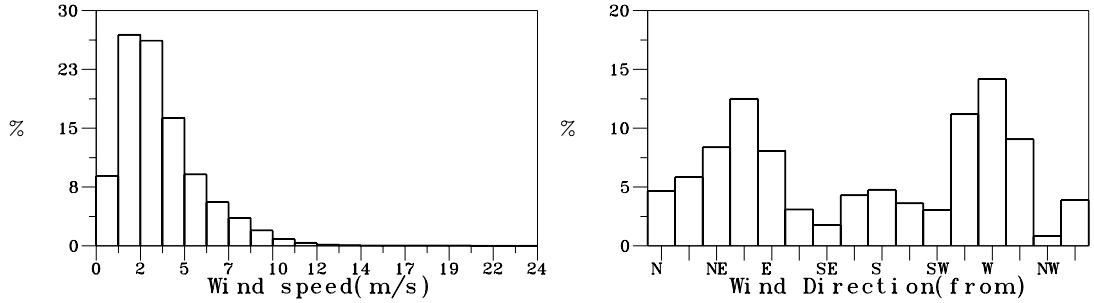


圖7.6.34 歷年全年花蓮港測站 W 風速及風向方塊圖

Histogram of Wind

2006/12/01-2006/12/31 HL-A NO= 744(100%) MEAN= 3.6m/s MAX=10.0m/s( NE)

N~E:51% E~S: 6% S~W:21% W~N:21% Calm: 1% < 5 m/s:75% 5~10:25% 10~15: 0% >15: 0%

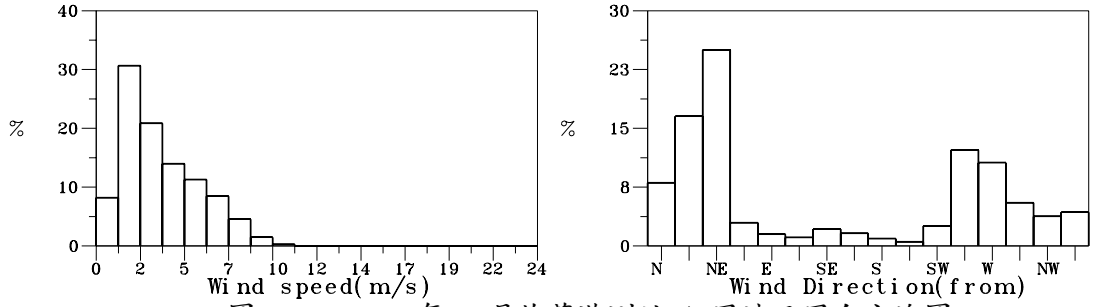


圖7.6.35 2006年12月花蓮港測站 A 風速及風向方塊圖

2007/01/01-2007/01/31 HL-A NO= 743(100%) MEAN= 3.4m/s MAX=10.7m/s( NE)

N~E:44% E~S: 4% S~W:27% W~N:25% Calm: 0% < 5 m/s:80% 5~10:20% 10~15: 0% >15: 0%

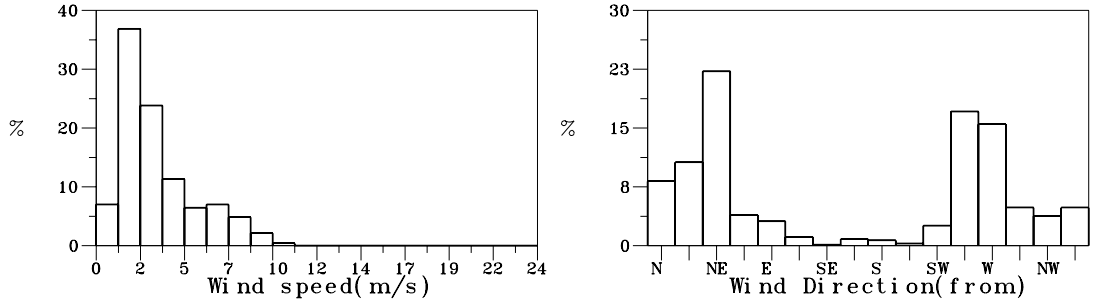


圖7.6.36 2007年 1月花蓮港測站 A 風速及風向方塊圖

2007/02/01-2007/02/28 HL-A NO= 672(100%) MEAN= 3.5m/s MAX=10.0m/s( S )

N~E:34% E~S:11% S~W:37% W~N:18% Calm: 0% < 5 m/s:81% 5~10:19% 10~15: 0% >15: 0%

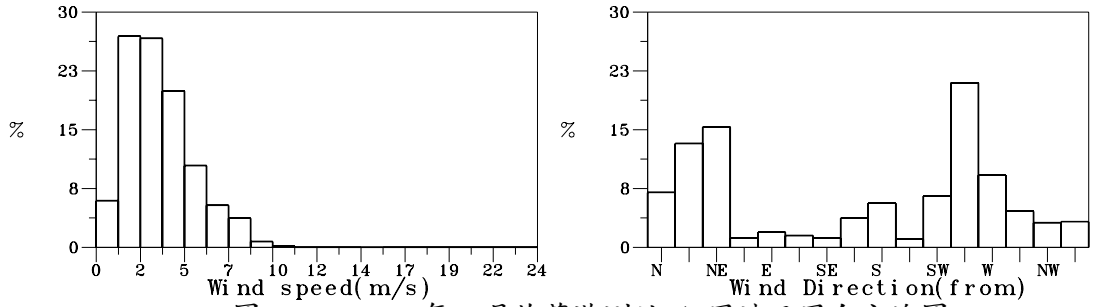


圖7.6.37 2007年 2月花蓮港測站 A 風速及風向方塊圖

2007/03/01-2007/03/31 HL-A NO= 743(100%) MEAN= 3.3m/s MAX=12.3m/s( NE)

N~E:32% E~S:13% S~W:33% W~N:22% Calm: 0% < 5 m/s:82% 5~10:17% 10~15: 1% >15: 0%

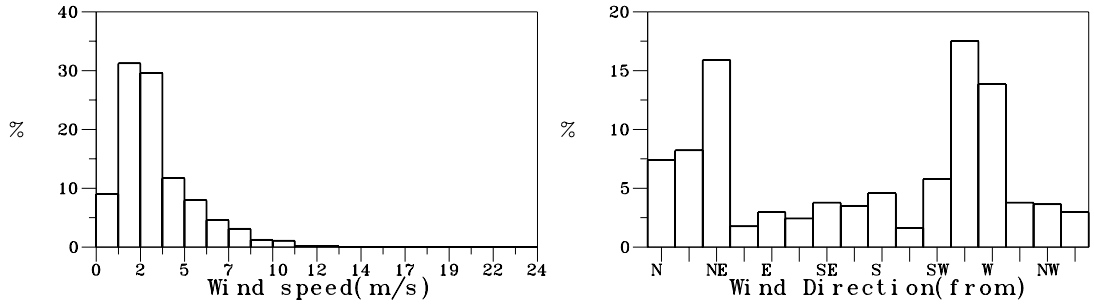


圖7.6.38 2007年 3月花蓮港測站 A 風速及風向方塊圖

Histogram of Wind

2007/04/01-2007/04/30 HL-A NO= 720(100%) MEAN= 3.1m/s MAX=11.1m/s(WSW)
N~E:31% E~S:15% S~W:34% W~N:19% Calm: 1% < 5 m/s:85% 5~10:15% 10~15: 0% >15: 0%

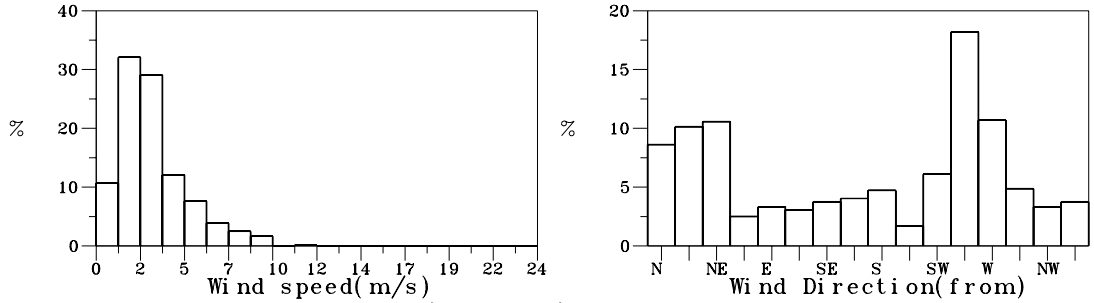


圖7.6.39 2007年 4月花蓮港測站 A 風速及風向方塊圖

2007/05/01-2007/05/31 HL-A NO= 743(100%) MEAN= 2.6m/s MAX= 7.5m/s(NNE)
N~E:22% E~S:23% S~W:38% W~N:15% Calm: 2% < 5 m/s:95% 5~10: 5% 10~15: 0% >15: 0%

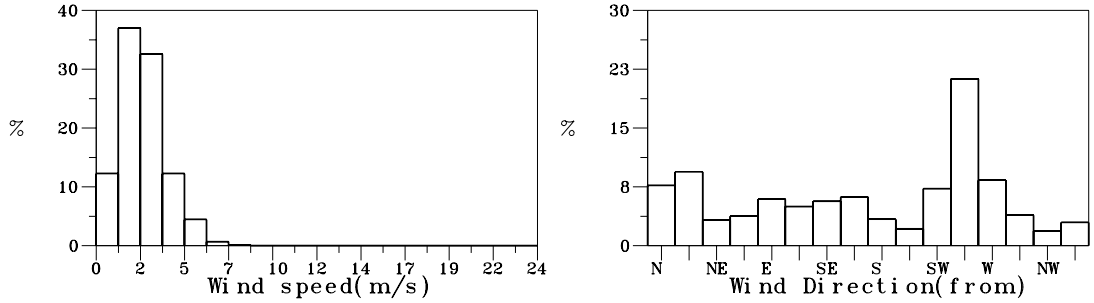


圖7.6.40 2007年 5月花蓮港測站 A 風速及風向方塊圖

2007/06/01-2007/06/30 HL-A NO= 710( 99%) MEAN= 3.0m/s MAX=10.3m/s( S )
N~E:24% E~S:21% S~W:41% W~N:13% Calm: 1% < 5 m/s:89% 5~10:11% 10~15: 0% >15: 0%

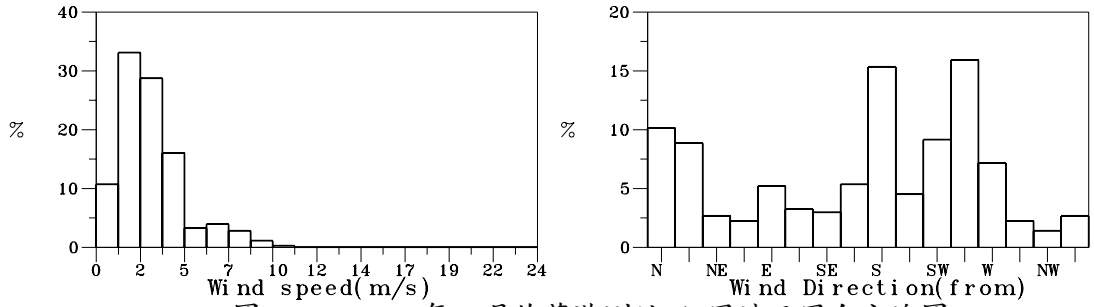


圖7.6.41 2007年 6月花蓮港測站 A 風速及風向方塊圖

2007/07/01-2007/07/31 HL-A NO= 743(100%) MEAN= 2.9m/s MAX= 8.9m/s( S )
N~E: 9% E~S:40% S~W:44% W~N: 6% Calm: 1% < 5 m/s:92% 5~10: 8% 10~15: 0% >15: 0%

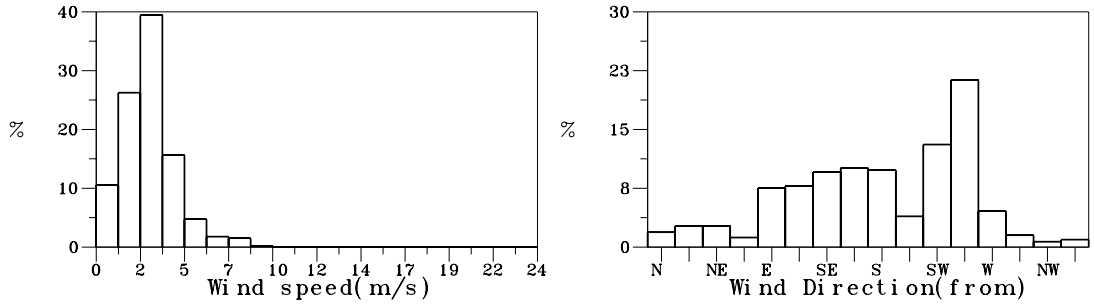


圖7.6.42 2007年 7月花蓮港測站 A 風速及風向方塊圖

| W074HLA0.ISQ | Institute of Harbor & Marine Technology |
|---|---|

HISWB.BAT(PLIWI1BV.FOR) 2008. 9 . 18

Histogram of Wind

2007/08/01-2007/08/31 HL-A NO= 735( 99%) MEAN= 3.3m/s MAX=19.6m/s( S )
N~E:10% E~S:24% S~W:55% W~N:10% Calm: 1% < 5 m/s:88% 5~10: 9% 10~15: 1% >15: 2%

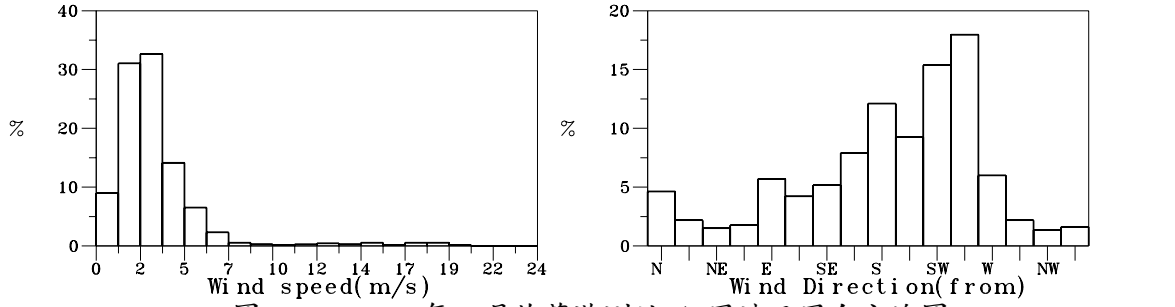


圖7.6.43 2007年 8 月花蓮港測站 A 風速及風向方塊圖

2007/09/01-2007/09/30 HL-A NO= 716( 99%) MEAN= 2.8m/s MAX= 7.3m/s(ENE)
N~E:18% E~S:24% S~W:43% W~N:14% Calm: 1% < 5 m/s:93% 5~10: 7% 10~15: 0% >15: 0%

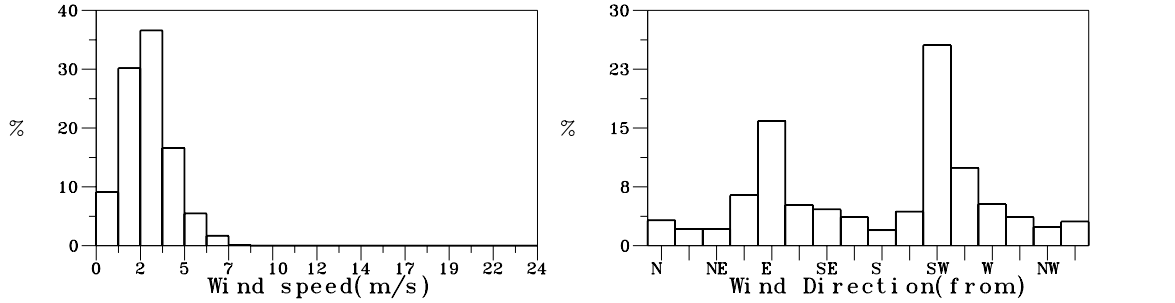


圖7.6.44 2007年 9 月花蓮港測站 A 風速及風向方塊圖

2007/10/01-2007/10/31 HL-A NO= 743(100%) MEAN= 3.6m/s MAX=22.7m/s( W )
N~E:37% E~S:18% S~W:28% W~N:17% Calm: 0% < 5 m/s:78% 5~10:20% 10~15: 2% >15: 0%

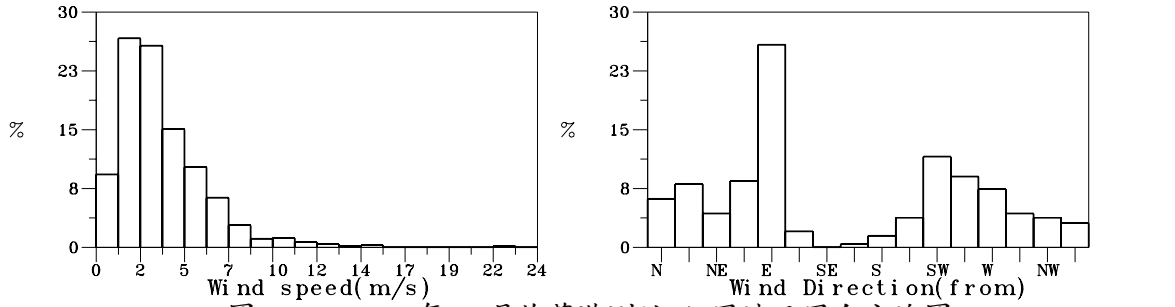


圖7.6.45 2007年10 月花蓮港測站 A 風速及風向方塊圖

2007/11/01-2007/11/30 HL-A NO= 720(100%) MEAN= 4.1m/s MAX=11.9m/s(NNE)
N~E:57% E~S: 1% S~W:19% W~N:23% Calm: 0% < 5 m/s:66% 5~10:32% 10~15: 2% >15: 0%

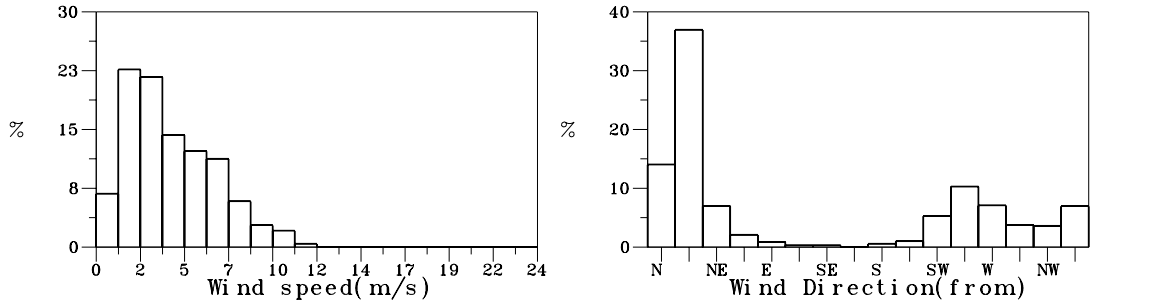


圖7.6.46 2007年11 月花蓮港測站 A 風速及風向方塊圖

| W078HLA0.ISQ | Institute of Harbor & Marine Technology |
|---|---|

HISWB.BAT(PLIW11BV.FOR) 2008. 9 . 18

Histogram of Wind

2006/12/01-2007/02/28 HL-A NO= 2159(100%) MEAN= 3.5m/s MAX=10.7m/s( NE)

N~E:43% E~S: 7% S~W:28% W~N:21% Calm: 1% < 5 m/s:78% 5~10:22% 10~15: 0% >15: 0%

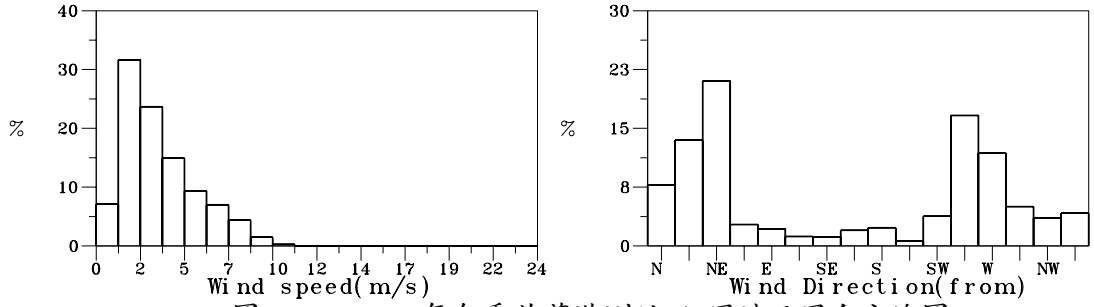


圖7.6.47 2007年冬季花蓮港測站 A 風速及風向方塊圖

2007/03/01-2007/05/31 HL-A NO= 2206(100%) MEAN= 3.0m/s MAX=12.3m/s( NE)

N~E:28% E~S:17% S~W:35% W~N:19% Calm: 1% < 5 m/s:88% 5~10:12% 10~15: 0% >15: 0%

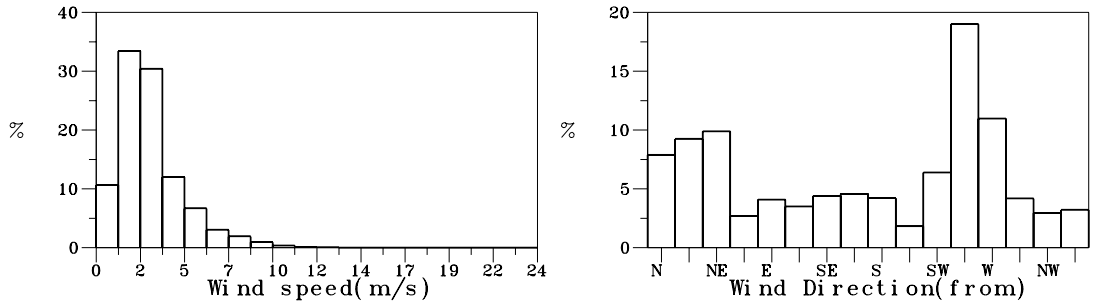


圖7.6.48 2007年春季花蓮港測站 A 風速及風向方塊圖

2007/06/01-2007/08/31 HL-A NO= 2188( 99%) MEAN= 3.1m/s MAX=19.6m/s( S )

N~E:14% E~S:28% S~W:48% W~N: 9% Calm: 1% < 5 m/s:90% 5~10: 9% 10~15: 0% >15: 1%

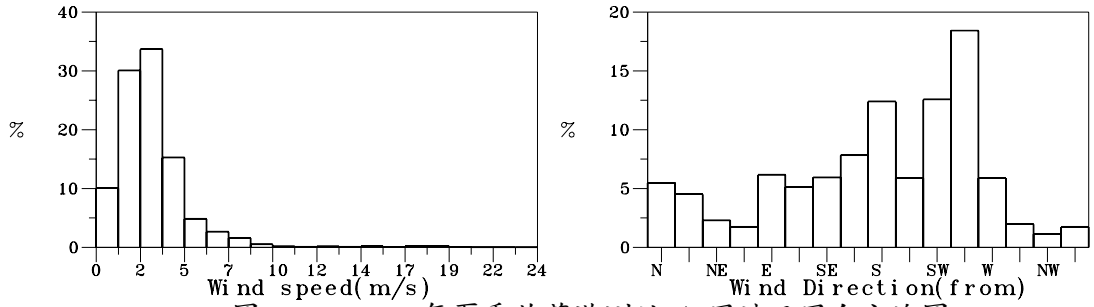


圖7.6.49 2007年夏季花蓮港測站 A 風速及風向方塊圖

2007/09/01-2007/11/30 HL-A NO= 2179(100%) MEAN= 3.5m/s MAX=22.7m/s( W )

N~E:38% E~S:14% S~W:30% W~N:18% Calm: 0% < 5 m/s:79% 5~10:20% 10~15: 1% >15: 0%

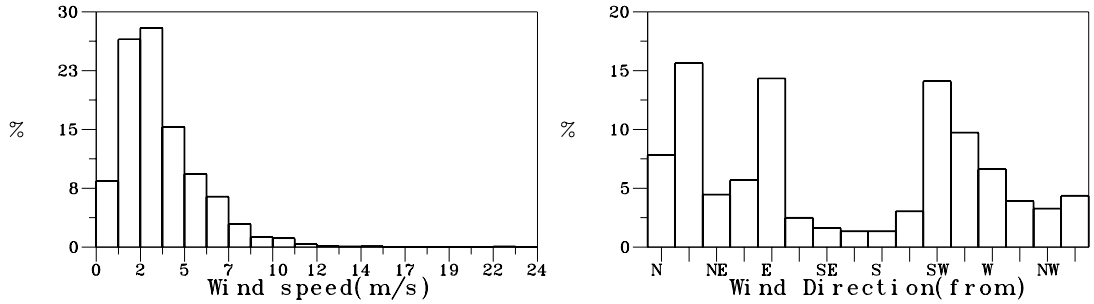


圖7.6.50 2007年秋季花蓮港測站 A 風速及風向方塊圖

| W07WHLA0.ISQ | Institute of Harbor & Marine Technology |
|---|---|

HISWB.BAT(PLIWI1BV.FOR) 2008. 9 . 18

Histogram of Wind

2006/12/01-2007/11/30 HL-A NO= 8732(100%) MEAN= 3.3m/s MAX=22.7m/s( W )

N~E:31% E~S:17% S~W:34% W~N:17% Calm: 1% < 5 m/s:83% 5~10:16% 10~15: 1% >15: 0%

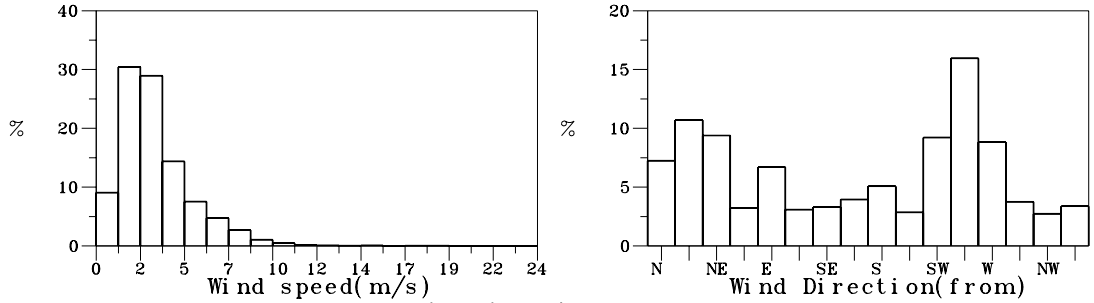


圖7.6.51 2007年全年花蓮港測站 A 風速及風向方塊圖

1990/12/01-2006/12/31 HL-A NO= 12648(100%) MEAN= 2.9m/s MAX=11.8m/s( NE)

N~E:46% E~S: 5% S~W:24% W~N:22% Calm: 3% < 5 m/s:85% 5~10:15% 10~15: 0% >15: 0%

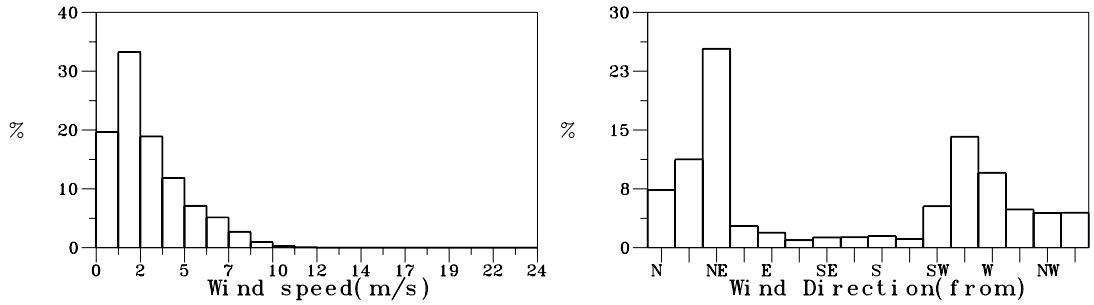


圖7.6.52 歷年12月花蓮港測站 A 風速及風向方塊圖

1990/01/01-2007/01/31 HL-A NO= 13208( 99%) MEAN= 2.7m/s MAX=11.3m/s(ENE)

N~E:41% E~S: 7% S~W:25% W~N:25% Calm: 2% < 5 m/s:88% 5~10:12% 10~15: 0% >15: 0%

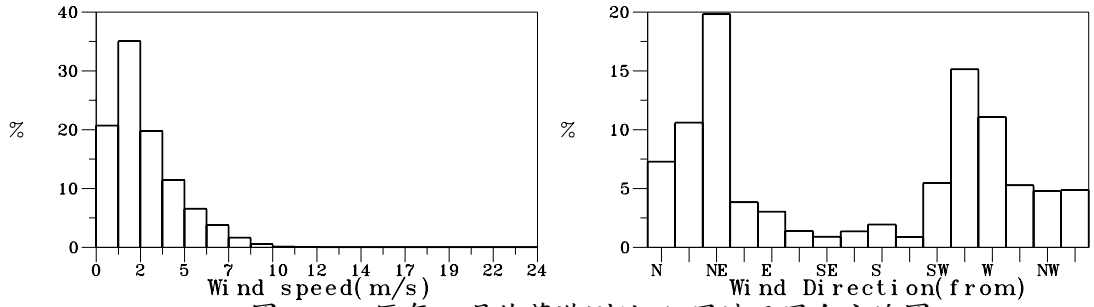


圖7.6.53 歷年 1 月花蓮港測站 A 風速及風向方塊圖

1990/02/01-2007/02/28 HL-A NO= 12192(100%) MEAN= 2.8m/s MAX=15.5m/s( S )

N~E:37% E~S: 8% S~W:27% W~N:25% Calm: 3% < 5 m/s:86% 5~10:14% 10~15: 0% >15: 0%

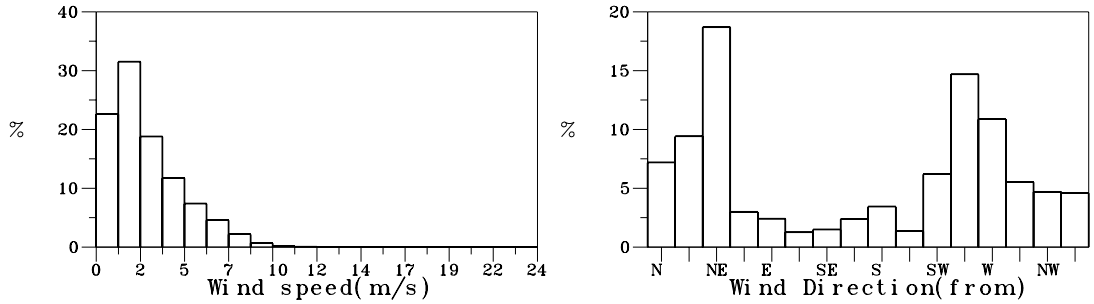


圖7.6.54 歷年 2 月花蓮港測站 A 風速及風向方塊圖

| W070HLA0.ISQ | Institute of Harbor & Marine Technology |
|---|---|

HISWB.BAT(PLIWI1BV.FOR) 2008. 9 . 18

Histogram of Wind

1990/03/01-2007/03/31 HL-A NO= 13388(100%) MEAN= 2.6m/s MAX=12.3m/s( S )

N~E:35% E~S:10% S~W:30% W~N:21% Calm: 4% < 5 m/s:88% 5~10:12% 10~15: 0% >15: 0%

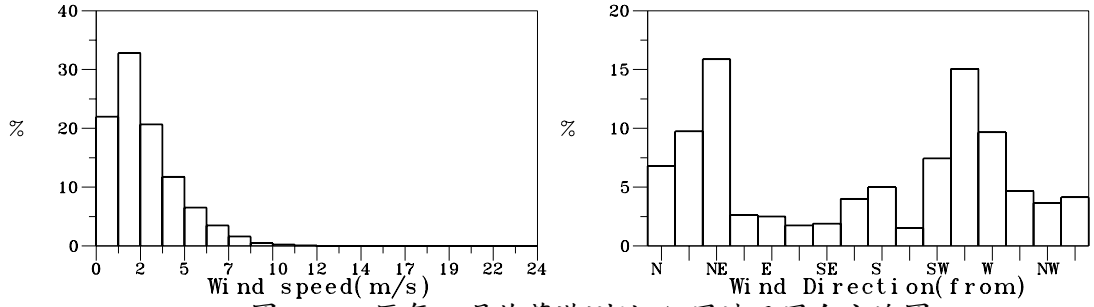


圖7.6.55 歷年 3月花蓮港測站 A 風速及風向方塊圖

1990/04/01-2007/04/30 HL-A NO= 12943(100%) MEAN= 2.5m/s MAX=11.1m/s(WSW)

N~E:31% E~S:14% S~W:33% W~N:18% Calm: 4% < 5 m/s:91% 5~10: 9% 10~15: 0% >15: 0%

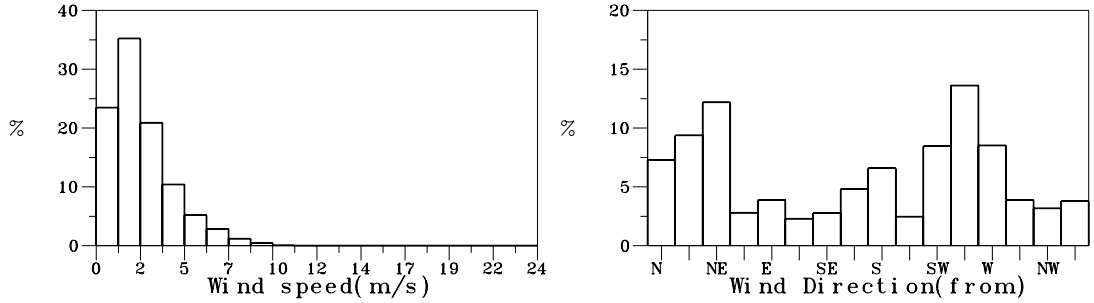


圖7.6.56 歷年 4月花蓮港測站 A 風速及風向方塊圖

1990/05/01-2007/05/31 HL-A NO= 13384(100%) MEAN= 2.3m/s MAX=11.1m/s(SSE)

N~E:27% E~S:18% S~W:34% W~N:16% Calm: 5% < 5 m/s:94% 5~10: 6% 10~15: 0% >15: 0%

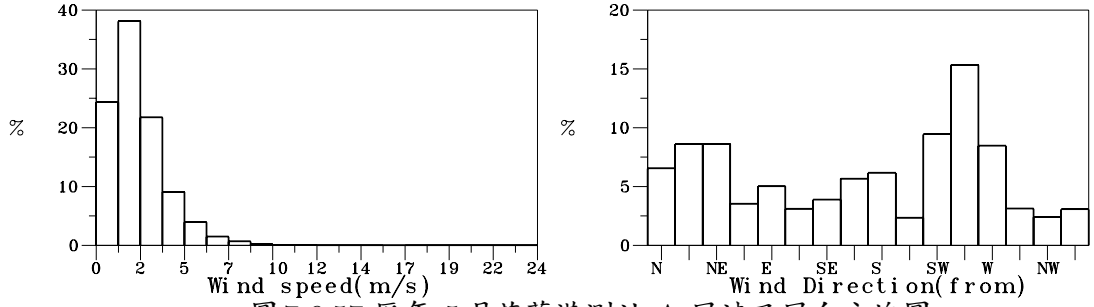


圖7.6.57 歷年 5月花蓮港測站 A 風速及風向方塊圖

1990/06/01-2007/06/30 HL-A NO= 12948(100%) MEAN= 2.4m/s MAX=16.5m/s(ESE)

N~E:18% E~S:24% S~W:41% W~N:12% Calm: 5% < 5 m/s:93% 5~10: 7% 10~15: 0% >15: 0%

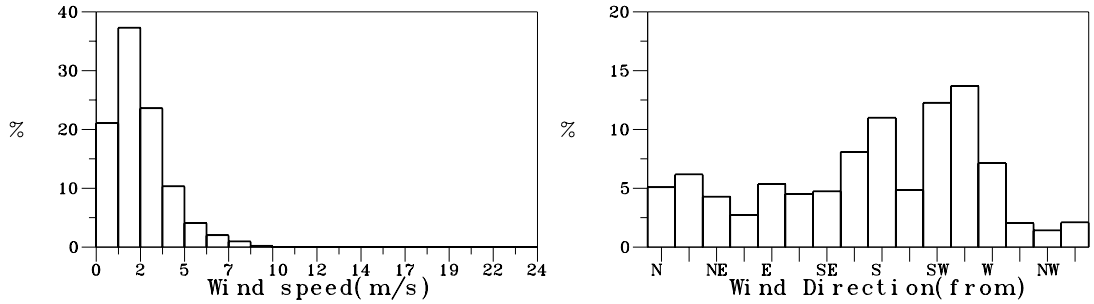


圖7.6.58 歷年 6月花蓮港測站 A 風速及風向方塊圖

| W443HLA0.ISQ | Institute of Harbor & Marine Technology |
|---|---|

HISWB.BAT(PLIWI1BV.FOR) 2008. 9 . 18

Histogram of Wind

1990/07/01-2007/07/31 HL-A NO= 13388(100%) MEAN= 2.6m/s MAX=27.7m/s( SE)

N~E:11% E~S:32% S~W:45% W~N: 8% Calm: 4% < 5 m/s:91% 5~10: 8% 10~15: 1% >15: 0%

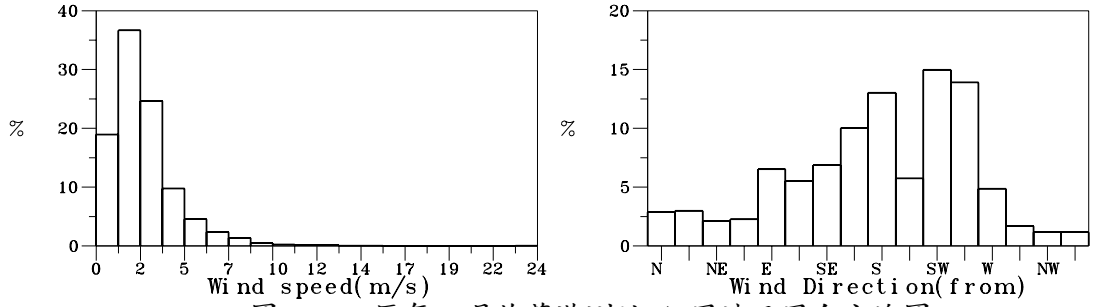


圖7.6.59 歷年 7月花蓮港測站 A 風速及風向方塊圖

1990/08/01-2007/08/31 HL-A NO= 13383(100%) MEAN= 2.5m/s MAX=27.1m/s(SSE)

N~E:14% E~S:26% S~W:46% W~N:10% Calm: 4% < 5 m/s:93% 5~10: 6% 10~15: 1% >15: 0%

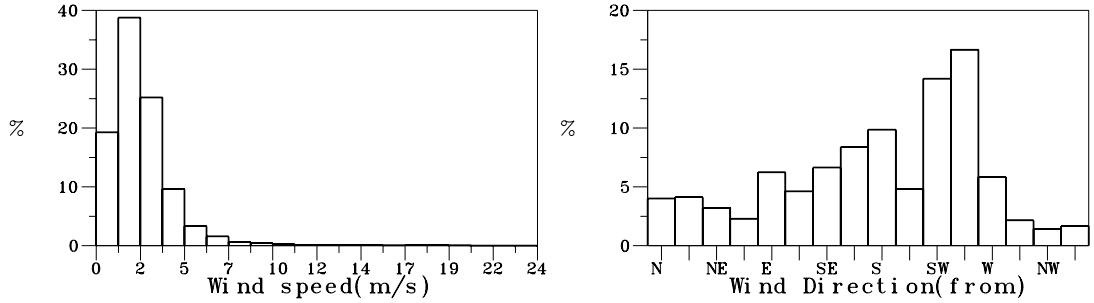


圖7.6.60 歷年 8月花蓮港測站 A 風速及風向方塊圖

1990/09/01-2007/09/30 HL-A NO= 12945(100%) MEAN= 2.5m/s MAX=20.6m/s( S )

N~E:27% E~S:17% S~W:37% W~N:15% Calm: 4% < 5 m/s:94% 5~10: 6% 10~15: 0% >15: 0%

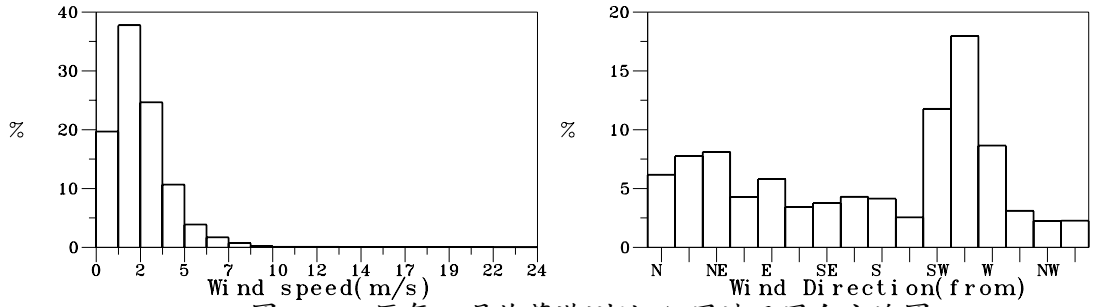


圖7.6.61 歷年 9月花蓮港測站 A 風速及風向方塊圖

1990/10/01-2007/10/31 HL-A NO= 13359(100%) MEAN= 2.8m/s MAX=42.7m/s( E )

N~E:43% E~S: 9% S~W:26% W~N:19% Calm: 3% < 5 m/s:86% 5~10:14% 10~15: 0% >15: 0%

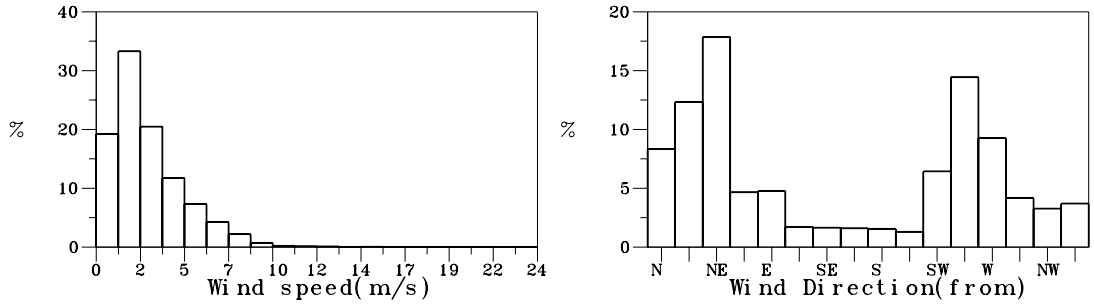


圖7.6.62 歷年10月花蓮港測站 A 風速及風向方塊圖

| W447HLA0.ISQ | Institute of Harbor & Marine Technology |
|---|---|

HISWB.BAT(PLIW11BV.FOR) 2008. 9 . 18

Histogram of Wind

1990/11/01-2007/11/30 HL-A NO= 12945(100%) MEAN= 2.8m/s MAX=12.2m/s( NE)
N~E:43% E~S: 7% S~W:25% W~N:22% Calm: 3% < 5 m/s:86% 5~10:14% 10~15: 0% >15: 0%

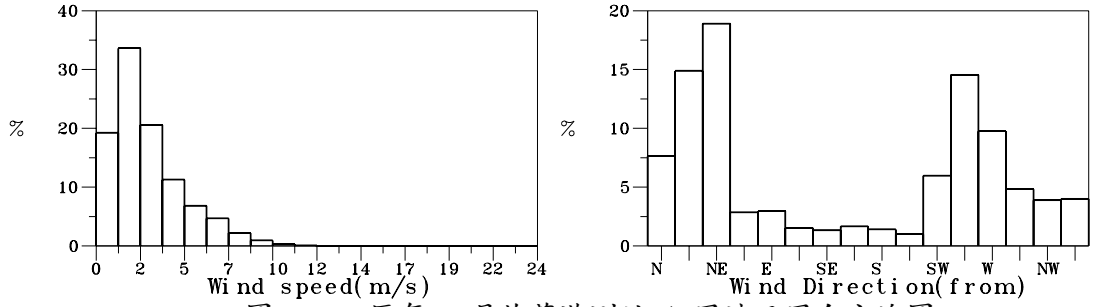


圖7.6.63 歷年11月花蓮港測站 A 風速及風向方塊圖

1990/01/01-2007/02/28 HL-A NO= 38048(100%) MEAN= 2.8m/s MAX=15.5m/s( S )
N~E:40% E~S: 7% S~W:26% W~N:24% Calm: 3% < 5 m/s:86% 5~10:14% 10~15: 0% >15: 0%

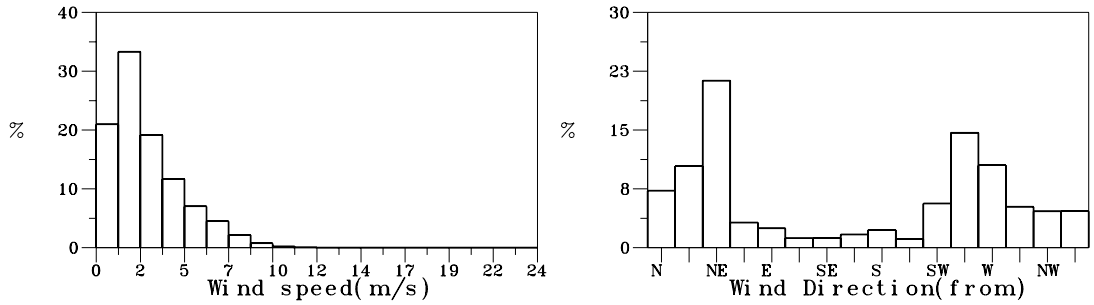


圖7.6.64 歷年冬季花蓮港測站 A 風速及風向方塊圖

1990/03/01-2007/05/31 HL-A NO= 39715(100%) MEAN= 2.5m/s MAX=12.3m/s( S )
N~E:31% E~S:14% S~W:32% W~N:19% Calm: 4% < 5 m/s:91% 5~10: 9% 10~15: 0% >15: 0%

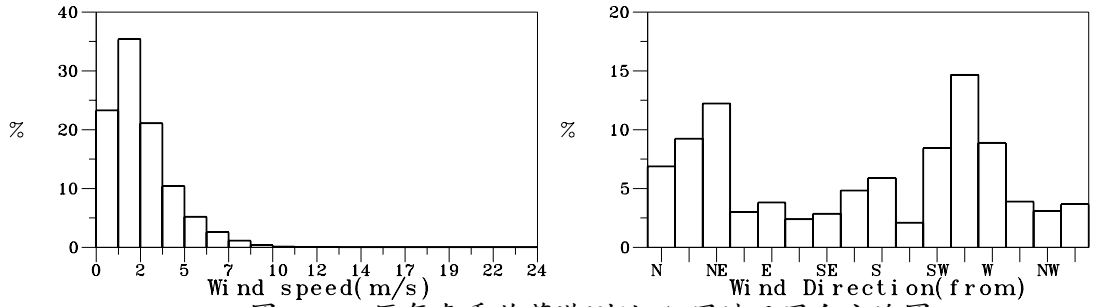


圖7.6.65 歷年春季花蓮港測站 A 風速及風向方塊圖

1990/06/01-2007/08/31 HL-A NO= 39719(100%) MEAN= 2.5m/s MAX=27.7m/s( SE)
N~E:14% E~S:27% S~W:45% W~N:10% Calm: 4% < 5 m/s:93% 5~10: 7% 10~15: 0% >15: 0%

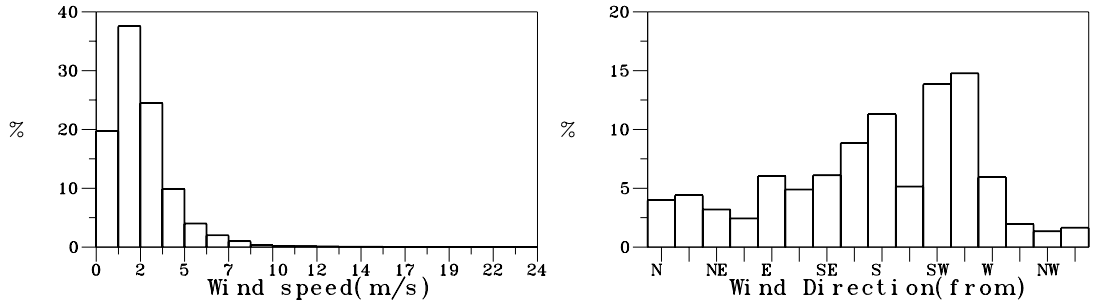


圖7.6.66 歷年夏季花蓮港測站 A 風速及風向方塊圖

| W44BHLA0.ISQ | Institute of Harbor & Marine Technology |
|---|---|

HISWB.BAT(PLIWI1BV.FOR) 2008. 9 . 18

Histogram of Wind

1990/09/01-2007/11/30 HL-A NO= 39249(100%) MEAN= 2.7m/s MAX=42.7m/s( E )
N~E:39% E~S:11% S~W:29% W~N:18% Calm: 3% < 5 m/s:89% 5~10:11% 10~15: 0% >15: 0%

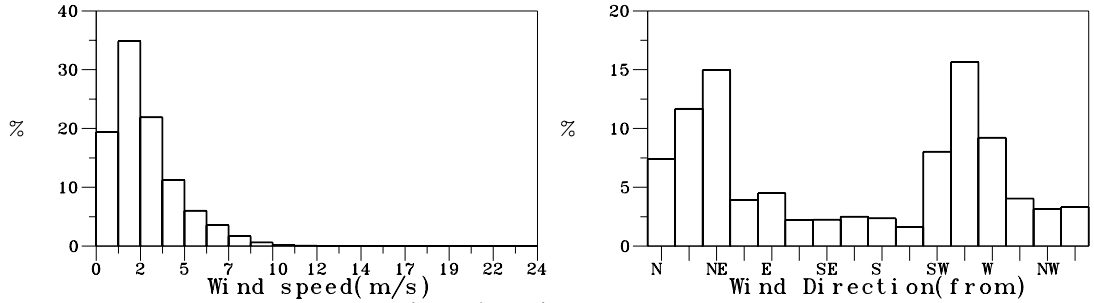


圖 7.6.67 歷年秋季花蓮港測站 A 風速及風向方塊圖

1990/01/01-2007/11/30 HL-A NO=156731(100%) MEAN= 2.6m/s MAX=42.7m/s( E )
N~E:31% E~S:15% S~W:32% W~N:18% Calm: 4% < 5 m/s:90% 5~10:10% 10~15: 0% >15: 0%

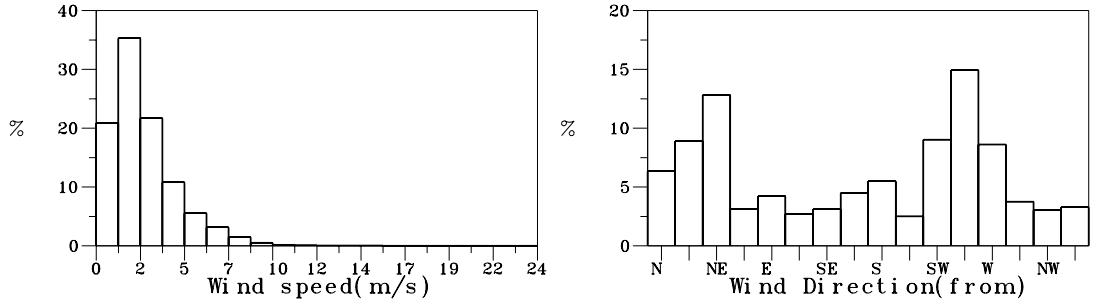


圖 7.6.68 歷年全年花蓮港測站 A 風速及風向方塊圖

# 7.7　2007年蘇澳港風力方塊圖

Histogram of Wind

2006/12/01-2006/12/31 SA-2 NO= 743(100%) MEAN= 1.9m/s MAX=10.1m/s(ENE)

N~E:15% E~S: 7% S~W:39% W~N:32% Calm: 7% < 5 m/s:96% 5~10: 4% 10~15: 0% >15: 0%

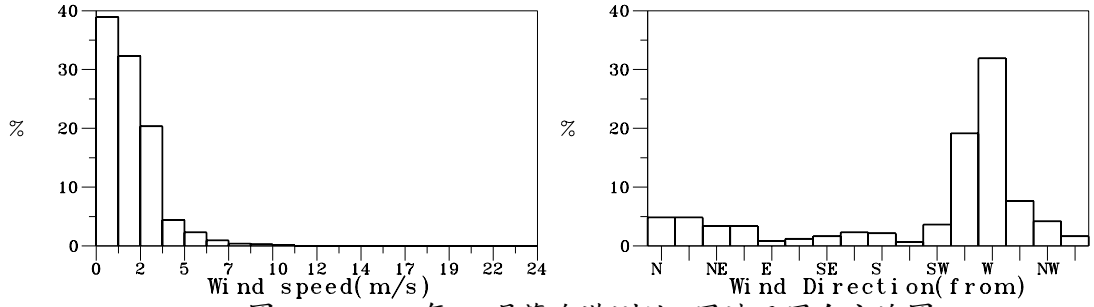


圖7.7.1 2006年12月蘇澳港測站2風速及風向方塊圖

2007/01/01-2007/01/31 SA-2 NO= 744(100%) MEAN= 1.8m/s MAX= 8.9m/s( NE)

N~E:16% E~S: 5% S~W:38% W~N:35% Calm: 6% < 5 m/s:98% 5~10: 2% 10~15: 0% >15: 0%

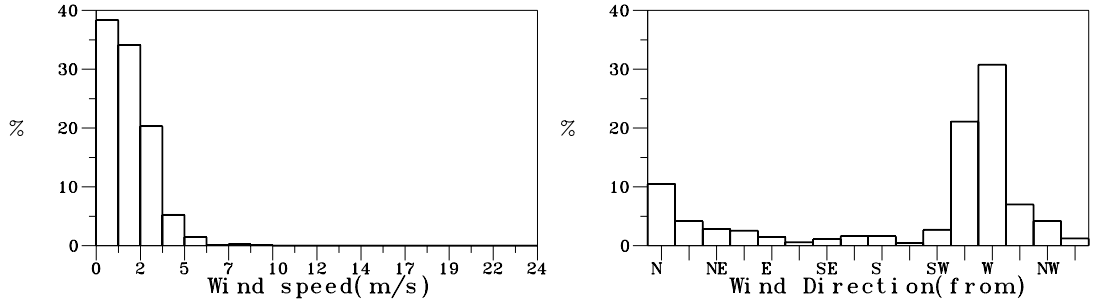


圖7.7.2 2007年 1月蘇澳港測站2風速及風向方塊圖

2007/02/01-2007/02/28 SA-2 NO= 672(100%) MEAN= 1.4m/s MAX= 6.0m/s( NE)

N~E:16% E~S:11% S~W:38% W~N:22% Calm:13% < 5 m/s:99% 5~10: 0% 10~15: 0% >15: 0%

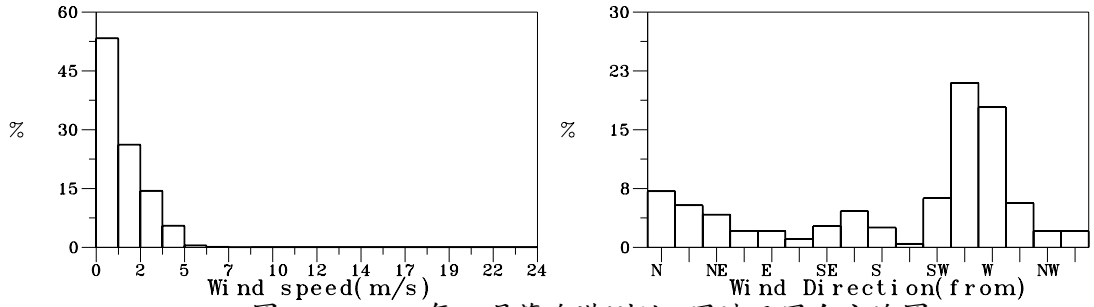


圖7.7.3 2007年 2月蘇澳港測站2風速及風向方塊圖

2007/03/01-2007/03/31 SA-2 NO= 744(100%) MEAN= 1.4m/s MAX= 7.6m/s( E )

N~E:17% E~S:11% S~W:34% W~N:21% Calm:17% < 5 m/s:99% 5~10: 1% 10~15: 0% >15: 0%

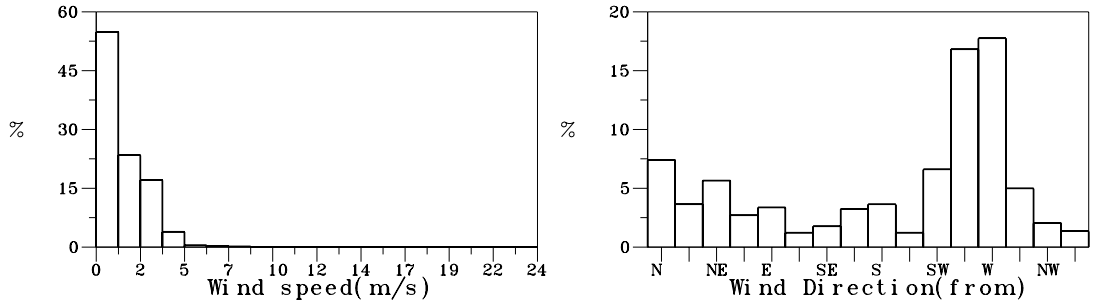


圖7.7.4 2007年 3月蘇澳港測站2風速及風向方塊圖

| W06CSA20.ISQ | Institute of Harbor & Marine Technology |
|---|---|

HISWB.BAT(PLIWI1BV.FOR) 2008. 9 . 18

Histogram of Wind

2007/04/01-2007/04/30 SA-2 NO= 720(100%) MEAN= 1.4m/s MAX= 6.9m/s( N )

N~E:19% E~S:12% S~W:33% W~N:19% Calm:17% < 5 m/s:98% 5~10: 2% 10~15: 0% >15: 0%

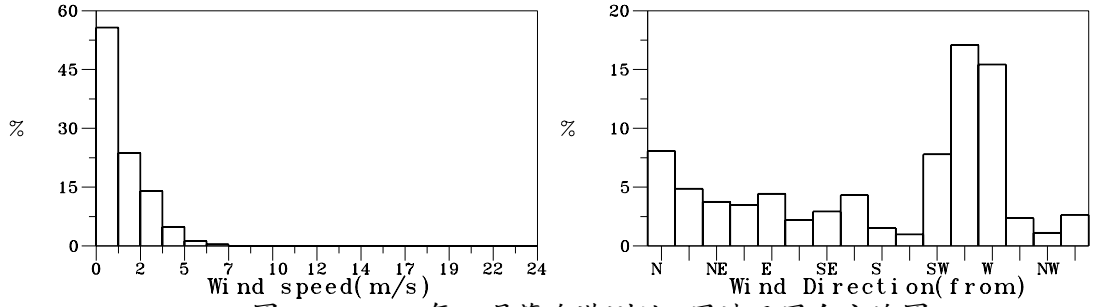


圖 7.7.5 2007年 4 月蘇澳港測站2風速及風向方塊圖

2007/05/01-2007/05/31 SA-2 NO= 744(100%) MEAN= .9m/s MAX= 5.0m/s( SE)

N~E:11% E~S:20% S~W:22% W~N:10% Calm:37% < 5 m/s:99% 5~10: 0% 10~15: 0% >15: 0%

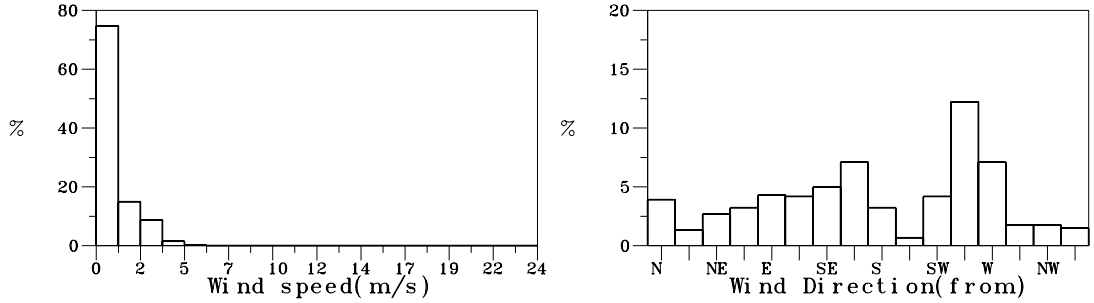


圖 7.7.6 2007年 5 月蘇澳港測站2風速及風向方塊圖

2007/06/01-2007/06/30 SA-2 NO= 720(100%) MEAN= 1.2m/s MAX= 5.9m/s( S )

N~E:18% E~S:22% S~W:18% W~N:15% Calm:27% < 5 m/s:99% 5~10: 1% 10~15: 0% >15: 0%

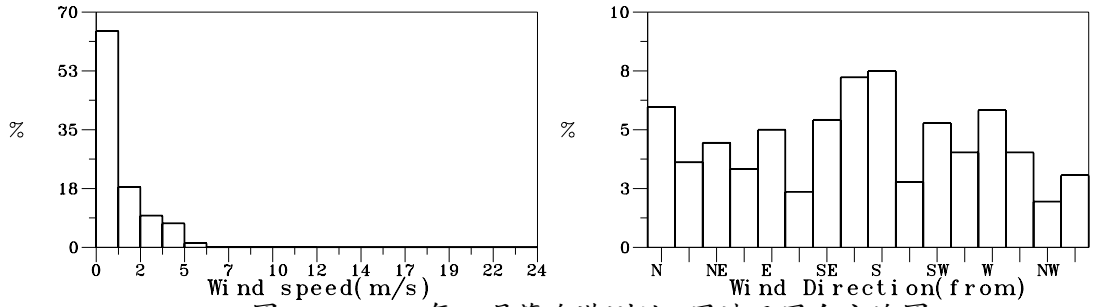


圖 7.7.7 2007年 6 月蘇澳港測站2風速及風向方塊圖

2007/07/01-2007/07/31 SA-2 NO= 744(100%) MEAN= 1.1m/s MAX= 5.6m/s( NE)

N~E:11% E~S:32% S~W:23% W~N: 7% Calm:27% < 5 m/s:99% 5~10: 0% 10~15: 0% >15: 0%

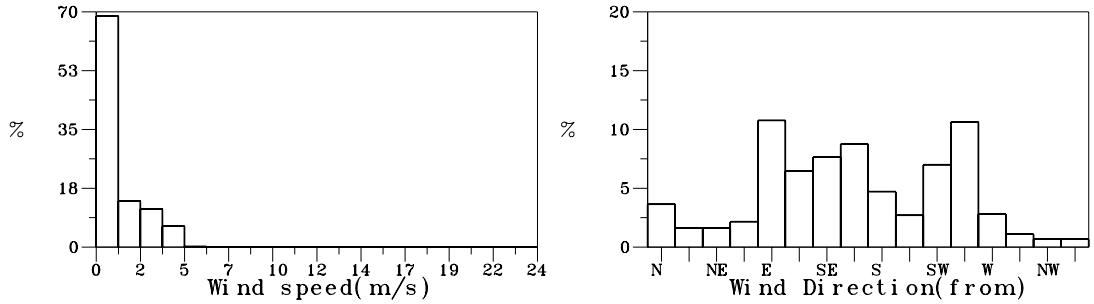


圖 7.7.8 2007年 7 月蘇澳港測站2風速及風向方塊圖

| W074SA20.ISQ | Institute of Harbor & Marine Technology |
|---|---|

HISWB.BAT(PLIWI1BV.FOR) 2008. 9 . 18

Histogram of Wind

2007/08/01-2007/08/31 SA-2 NO= 744(100%) MEAN= 2.0m/s MAX=18.6m/s(ESE)
N~E: 9% E~S:35% S~W:24% W~N:12% Calm:20% < 5 m/s:93% 5~10: 4% 10~15: 2% >15: 1%

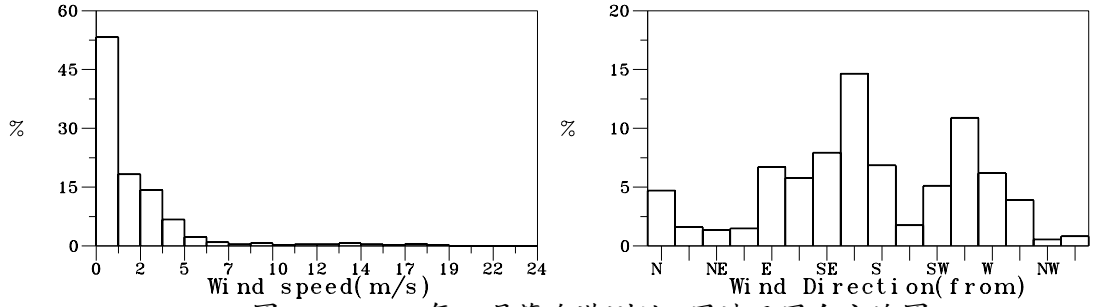


圖7.7.9 2007年 8月蘇澳港測站2風速及風向方塊圖

2007/09/01-2007/09/30 SA-2 NO= 720(100%) MEAN= 1.4m/s MAX= 6.9m/s( W )
N~E:15% E~S:20% S~W:26% W~N:24% Calm:15% < 5 m/s:99% 5~10: 1% 10~15: 0% >15: 0%

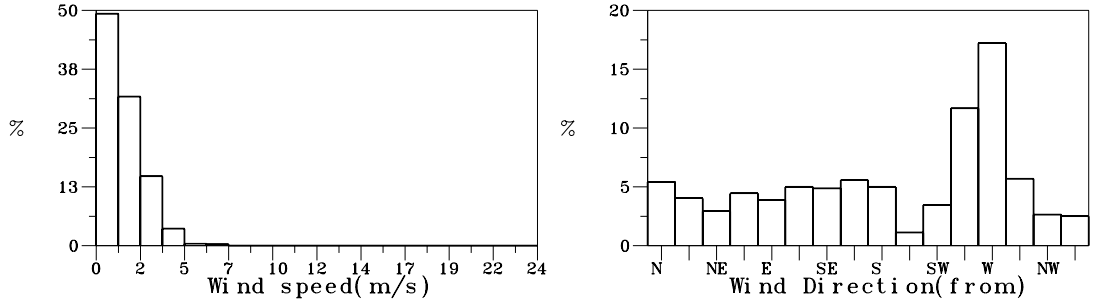


圖7.7.10 2007年 9月蘇澳港測站2風速及風向方塊圖

2007/10/01-2007/10/31 SA-2 NO= 744(100%) MEAN= 2.1m/s MAX=30.9m/s( NE)
N~E:19% E~S: 7% S~W:37% W~N:30% Calm: 7% < 5 m/s:96% 5~10: 2% 10~15: 1% >15: 1%

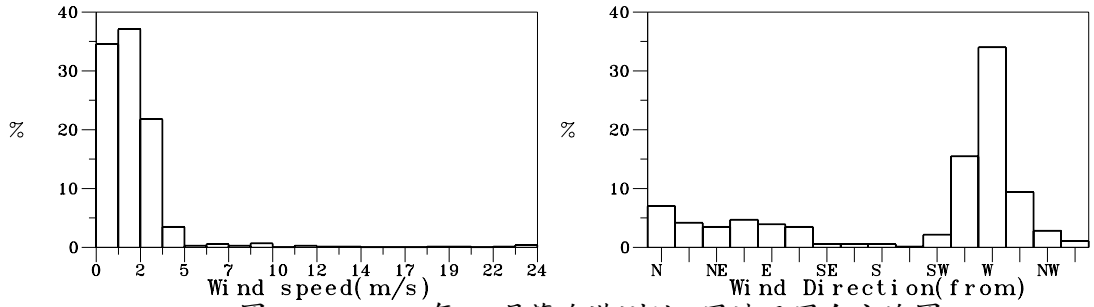


圖7.7.11 2007年10月蘇澳港測站2風速及風向方塊圖

2007/11/01-2007/11/30 SA-2 NO= 720(100%) MEAN= 2.0m/s MAX= 7.4m/s( W )
N~E:11% E~S: 4% S~W:33% W~N:43% Calm: 9% < 5 m/s:98% 5~10: 2% 10~15: 0% >15: 0%

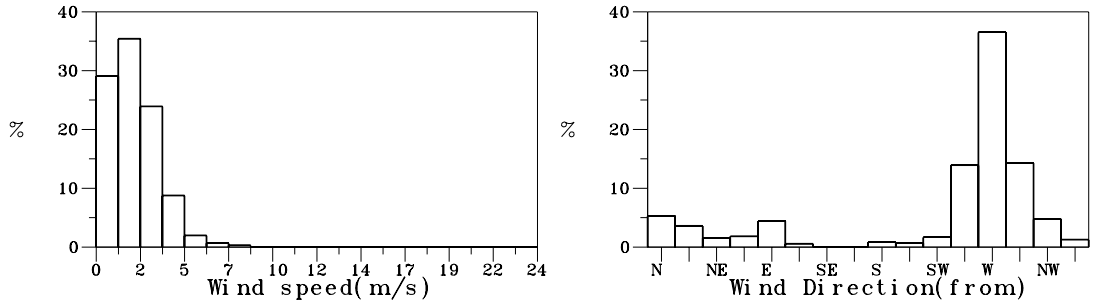


圖7.7.12 2007年11月蘇澳港測站2風速及風向方塊圖

| W078SA20.ISQ | Institute of Harbor & Marine Technology |
|---|---|

HISWB.BAT(PLIWI1BV.FOR) 2008. 9 . 18

Histogram of Wind

2006/12/01-2007/02/28 SA-2 NO= 2159(100%) MEAN= 1.7m/s MAX=10.1m/s(ENE)

N~E:16% E~S: 7% S~W:38% W~N:30% Calm: 9% < 5 m/s:98% 5~10: 2% 10~15: 0% >15: 0%

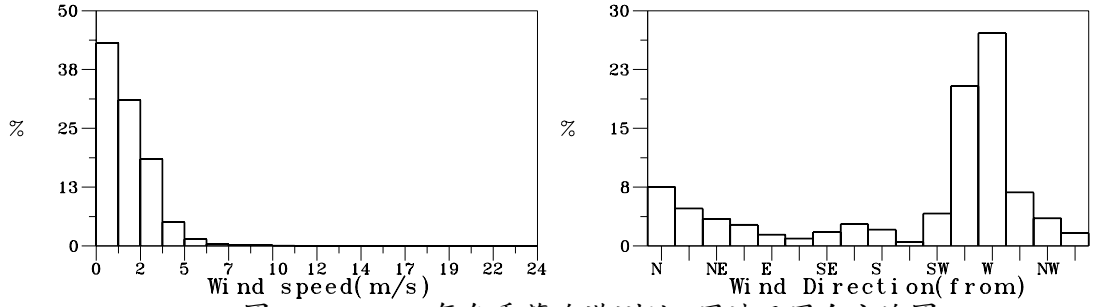


圖7.7.13 2007年冬季蘇澳港測站2風速及風向方塊圖

2007/03/01-2007/05/31 SA-2 NO= 2208(100%) MEAN= 1.2m/s MAX= 7.6m/s( E )

N~E:16% E~S:14% S~W:31% W~N:16% Calm:23% < 5 m/s:99% 5~10: 1% 10~15: 0% >15: 0%

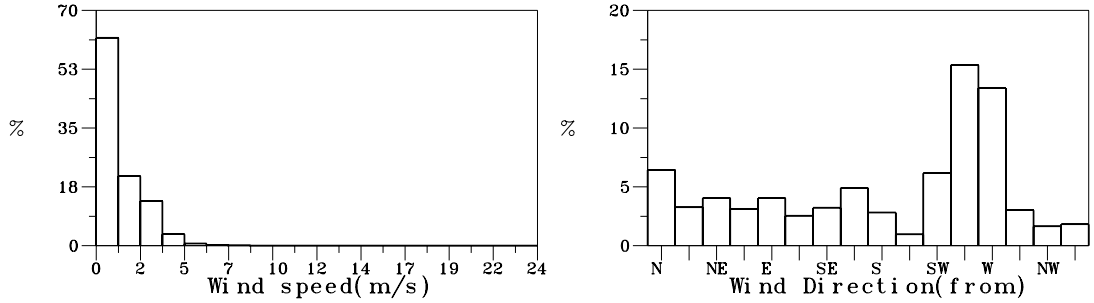


圖7.7.14 2007年春季蘇澳港測站2風速及風向方塊圖

2007/06/01-2007/08/31 SA-2 NO= 2208(100%) MEAN= 1.5m/s MAX=18.6m/s(ESE)

N~E:13% E~S:29% S~W:22% W~N:11% Calm:25% < 5 m/s:97% 5~10: 2% 10~15: 1% >15: 0%

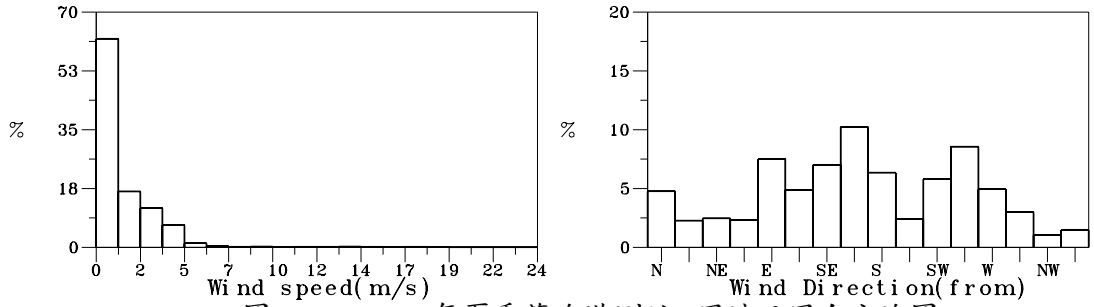


圖7.7.15 2007年夏季蘇澳港測站2風速及風向方塊圖

2007/09/01-2007/11/30 SA-2 NO= 2184(100%) MEAN= 1.8m/s MAX=30.9m/s( NE)

N~E:15% E~S:10% S~W:33% W~N:32% Calm:10% < 5 m/s:98% 5~10: 2% 10~15: 0% >15: 0%

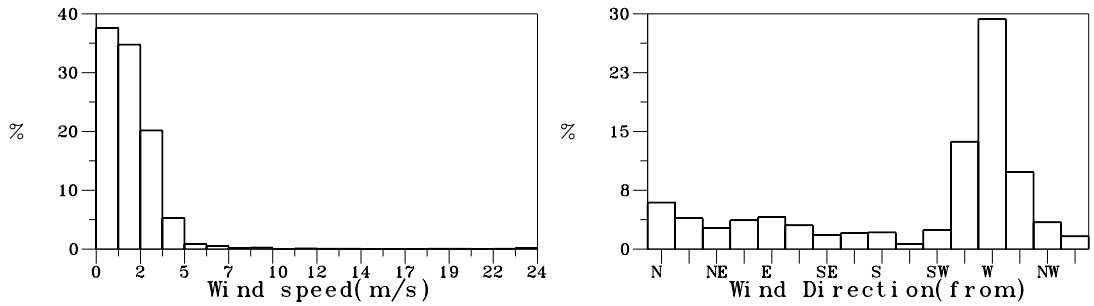


圖7.7.16 2007年秋季蘇澳港測站2風速及風向方塊圖

| W07WSA20.ISQ | Institute of Harbor & Marine Technology |
|---|---|

HISWB.BAT(PLIWI1BV.FOR) 2008. 9 . 18

Histogram of Wind

2006/12/01-2007/11/30 SA-2 NO= 8759(100%) MEAN= 1.6m/s MAX=30.9m/s( NE)

N~E:15% E~S:16% S~W:30% W~N:22% Calm:17% < 5 m/s:99% 5~10: 1% 10~15: 0% >15: 0%

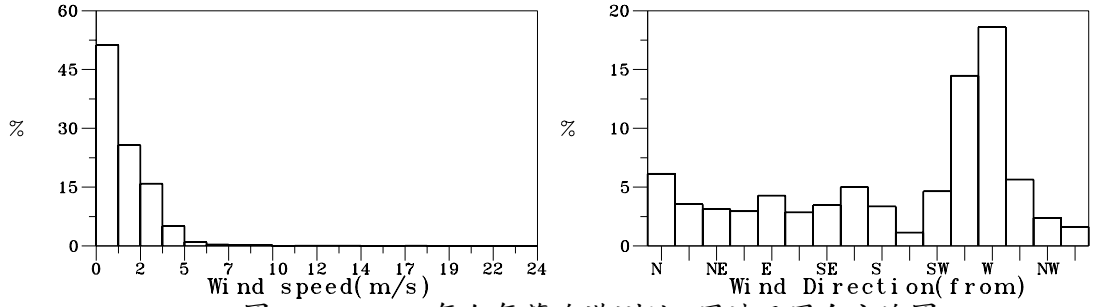


圖7.7.17 2007年全年蘇澳港測站2風速及風向方塊圖

2003/12/01-2006/12/31 SA-2 NO= 2972(100%) MEAN= 2.6m/s MAX=12.6m/s(SSW)

N~E:16% E~S: 6% S~W:37% W~N:34% Calm: 7% < 5 m/s:87% 5~10:13% 10~15: 0% >15: 0%

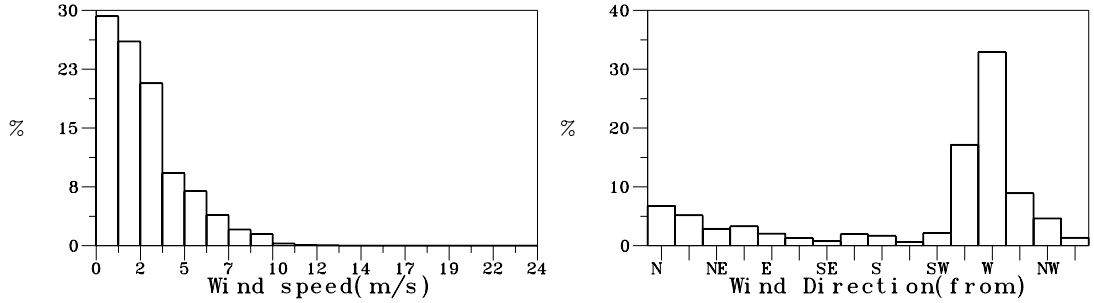


圖7.7.18 歷年12月蘇澳港測站2風速及風向方塊圖

2004/01/01-2007/01/31 SA-2 NO= 2976(100%) MEAN= 2.5m/s MAX=11.8m/s(ENE)

N~E:15% E~S: 9% S~W:35% W~N:34% Calm: 7% < 5 m/s:89% 5~10:11% 10~15: 0% >15: 0%

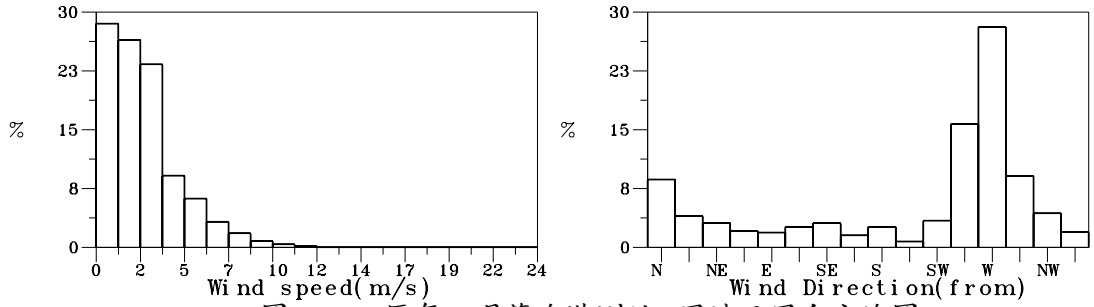


圖7.7.19 歷年 1月蘇澳港測站2風速及風向方塊圖

2004/02/01-2007/02/28 SA-2 NO= 2710(100%) MEAN= 2.3m/s MAX=12.2m/s( S )

N~E:17% E~S:10% S~W:36% W~N:28% Calm: 9% < 5 m/s:90% 5~10:10% 10~15: 0% >15: 0%

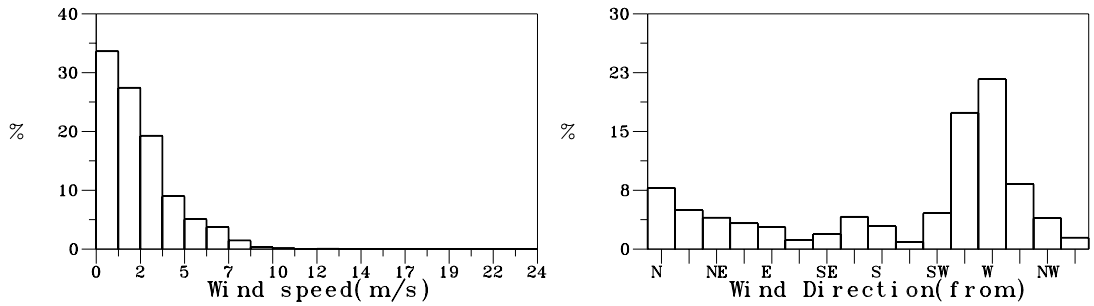


圖7.7.20 歷年 2月蘇澳港測站2風速及風向方塊圖

| W070SA20.ISQ | Institute of Harbor & Marine Technology |
|---|---|

HISWB.BAT(PLIWI1BV.FOR) 2008. 9 . 18

Histogram of Wind

2004/03/01-2007/03/31 SA-2 NO= 2976(100%) MEAN= 2.3m/s MAX=11.3m/s(ENE)

N~E:18% E~S:12% S~W:30% W~N:29% Calm:11% < 5 m/s:90% 5~10:10% 10~15: 0% >15: 0%

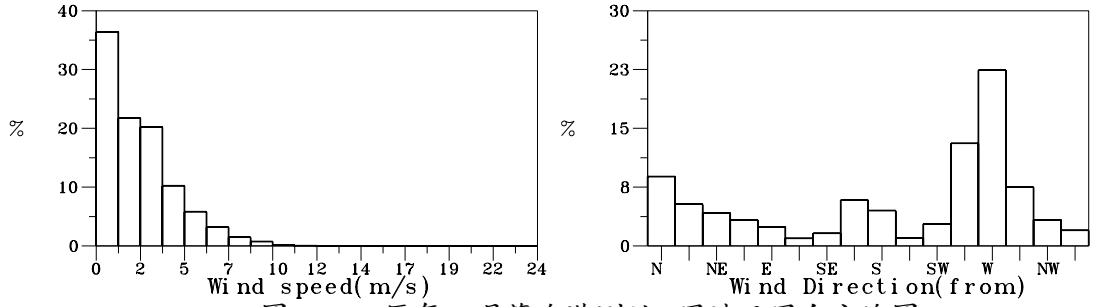


圖7.7.21 歷年 3 月蘇澳港測站2風速及風向方塊圖

2004/04/01-2007/04/30 SA-2 NO= 2880(100%) MEAN= 1.9m/s MAX= 9.9m/s(ENE)

N~E:18% E~S:15% S~W:28% W~N:22% Calm:17% < 5 m/s:93% 5~10: 7% 10~15: 0% >15: 0%

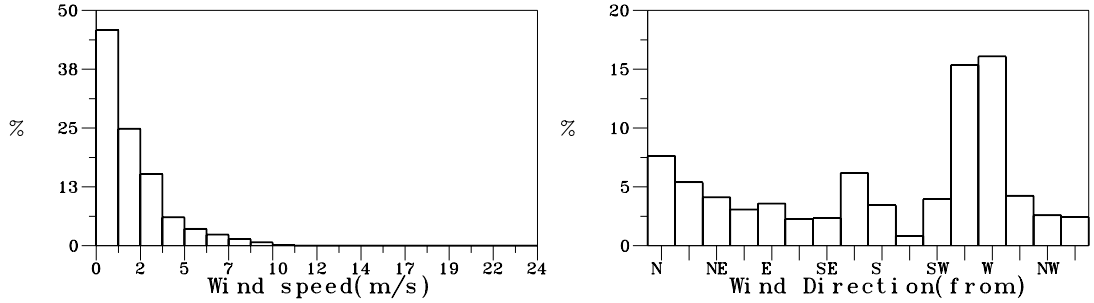


圖7.7.22 歷年 4 月蘇澳港測站2風速及風向方塊圖

2004/05/01-2007/05/31 SA-2 NO= 2976(100%) MEAN= 1.6m/s MAX=14.4m/s( S )

N~E:15% E~S:17% S~W:28% W~N:17% Calm:23% < 5 m/s:95% 5~10: 5% 10~15: 0% >15: 0%

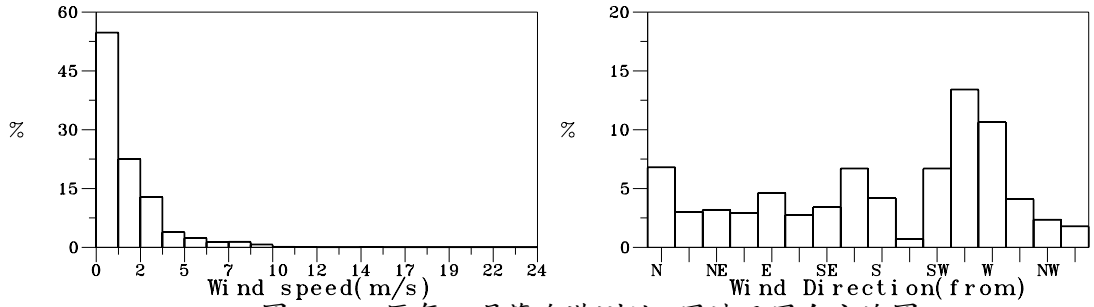


圖7.7.23 歷年 5 月蘇澳港測站2風速及風向方塊圖

2003/06/18-2007/06/30 SA-2 NO= 3175( 88%) MEAN= 1.8m/s MAX=10.4m/s(SSE)

N~E:16% E~S:23% S~W:27% W~N:13% Calm:21% < 5 m/s:94% 5~10: 6% 10~15: 0% >15: 0%

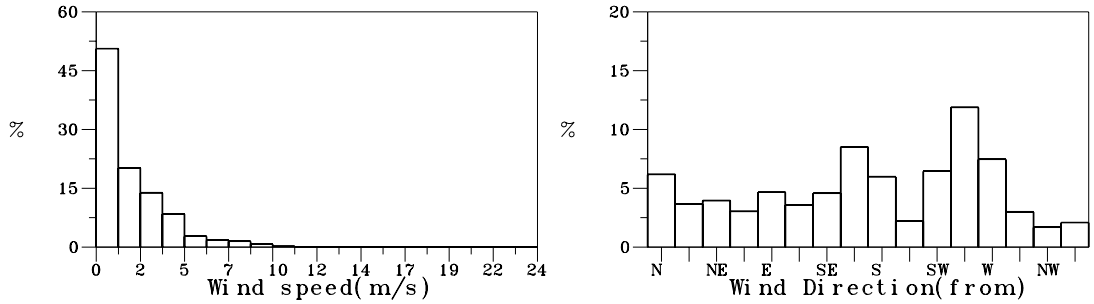


圖7.7.24 歷年 6 月蘇澳港測站2風速及風向方塊圖

| W443SA20.ISQ | Institute of Harbor & Marine Technology |
|---|---|

HISWB.BAT(PLIWI1BV.FOR) 2008. 9 . 18

Histogram of Wind

2003/07/01-2007/07/31 SA-2 NO= 3720(100%) MEAN= 3.1m/s MAX=24.0m/s( S )
N~E:12% E~S:40% S~W:26% W~N: 9% Calm:13% < 5 m/s:79% 5~10:17% 10~15: 3% >15: 1%

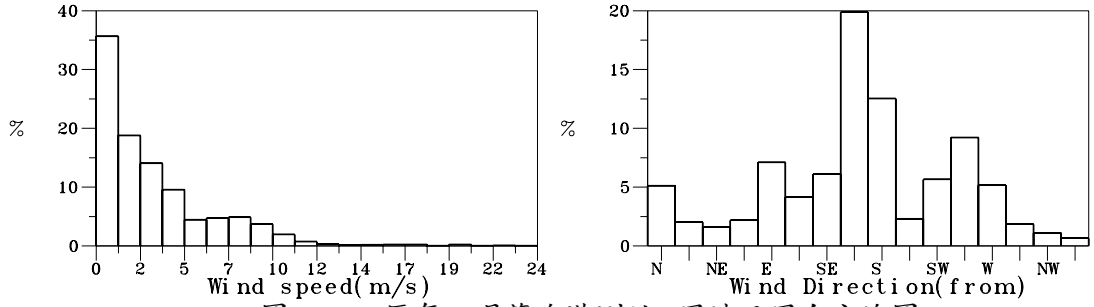


圖7.7.25 歷年 7月蘇澳港測站2風速及風向方塊圖

2003/08/01-2007/08/31 SA-2 NO= 3720(100%) MEAN= 2.8m/s MAX=19.8m/s( NE)
N~E:12% E~S:34% S~W:28% W~N:13% Calm:13% < 5 m/s:84% 5~10:14% 10~15: 2% >15: 0%

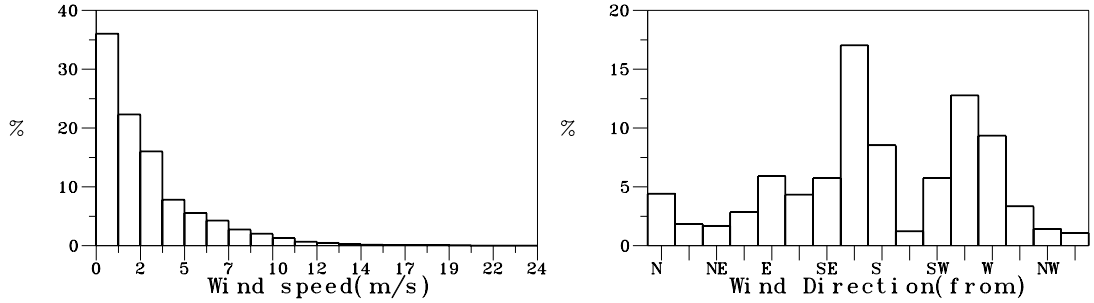


圖7.7.26 歷年 8月蘇澳港測站2風速及風向方塊圖

2003/09/01-2007/09/30 SA-2 NO= 3600(100%) MEAN= 2.5m/s MAX=22.9m/s( S )
N~E:16% E~S:23% S~W:32% W~N:21% Calm: 8% < 5 m/s:88% 5~10:11% 10~15: 1% >15: 0%

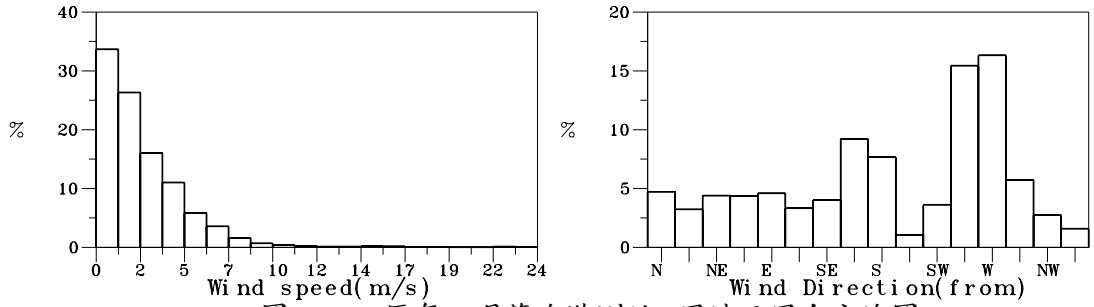


圖7.7.27 歷年 9月蘇澳港測站2風速及風向方塊圖

2003/10/01-2007/10/31 SA-2 NO= 3720(100%) MEAN= 2.9m/s MAX=30.9m/s( NE)
N~E:22% E~S: 7% S~W:37% W~N:30% Calm: 4% < 5 m/s:83% 5~10:16% 10~15: 1% >15: 0%

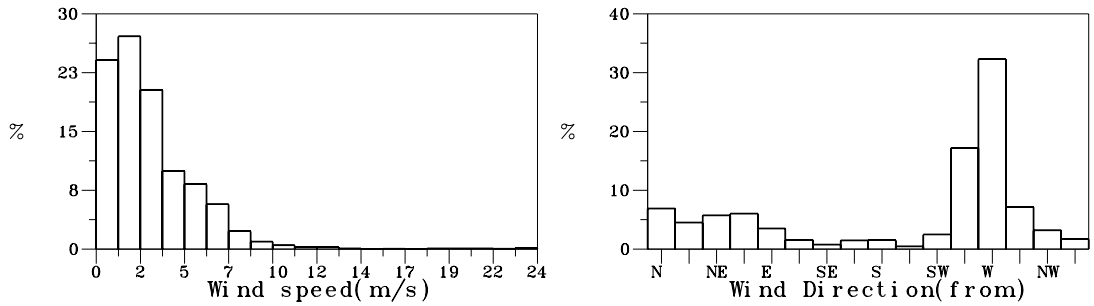


圖7.7.28 歷年10月蘇澳港測站2風速及風向方塊圖

| W447SA20.ISQ | Institute of Harbor & Marine Technology |
|---|---|

HISWB.BAT(PLIWI1BV.FOR) 2008. 9 . 18

Histogram of Wind

2003/11/01-2007/11/30 SA-2 NO= 3600(100%) MEAN= 2.3m/s MAX= 9.8m/s(ENE)

N~E:12% E~S: 9% S~W:37% W~N:33% Calm: 9% < 5 m/s:91% 5~10: 9% 10~15: 0% >15: 0%

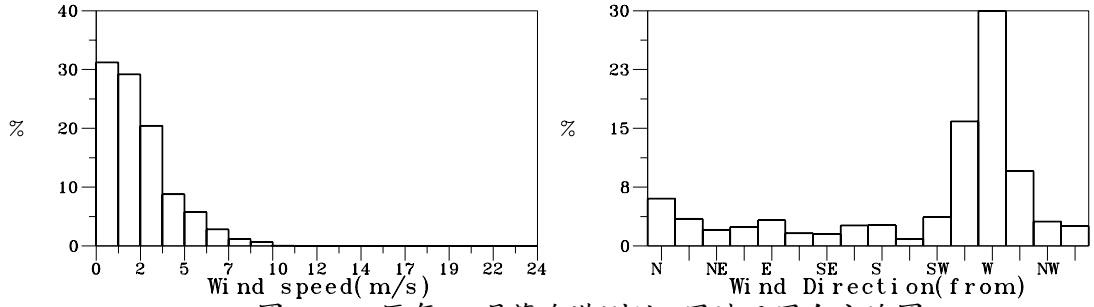


圖7.7.29 歷年11月蘇澳港測站2風速及風向方塊圖

2003/12/01-2007/02/28 SA-2 NO= 8658(100%) MEAN= 2.5m/s MAX=12.6m/s(SSW)

N~E:16% E~S: 8% S~W:36% W~N:32% Calm: 8% < 5 m/s:89% 5~10:11% 10~15: 0% >15: 0%

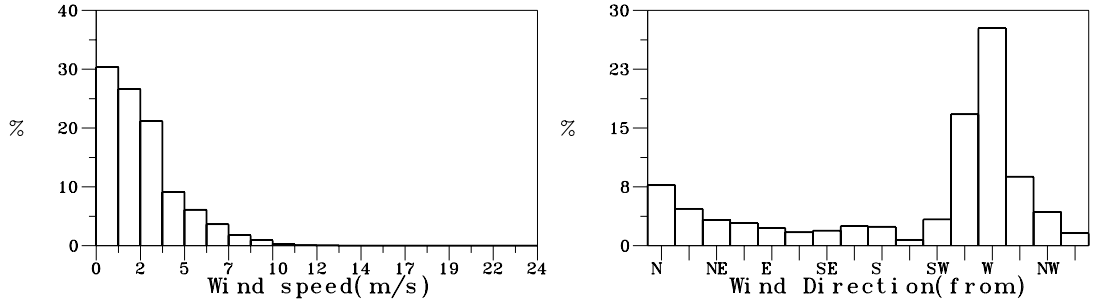


圖7.7.30 歷年冬季蘇澳港測站2風速及風向方塊圖

2004/03/01-2007/05/31 SA-2 NO= 8832(100%) MEAN= 1.9m/s MAX=14.4m/s( S )

N~E:17% E~S:14% S~W:30% W~N:22% Calm:17% < 5 m/s:92% 5~10: 8% 10~15: 0% >15: 0%

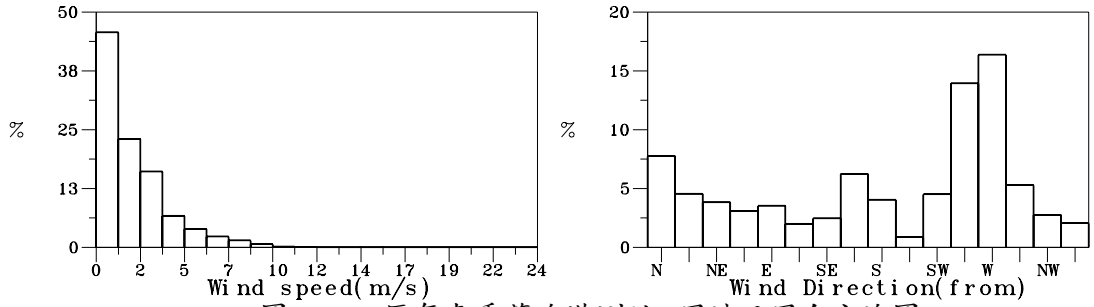


圖7.7.31 歷年春季蘇澳港測站2風速及風向方塊圖

2003/06/18-2007/08/31 SA-2 NO= 10615( 96%) MEAN= 2.6m/s MAX=24.0m/s( S )

N~E:13% E~S:33% S~W:27% W~N:12% Calm:15% < 5 m/s:84% 5~10:13% 10~15: 2% >15: 1%

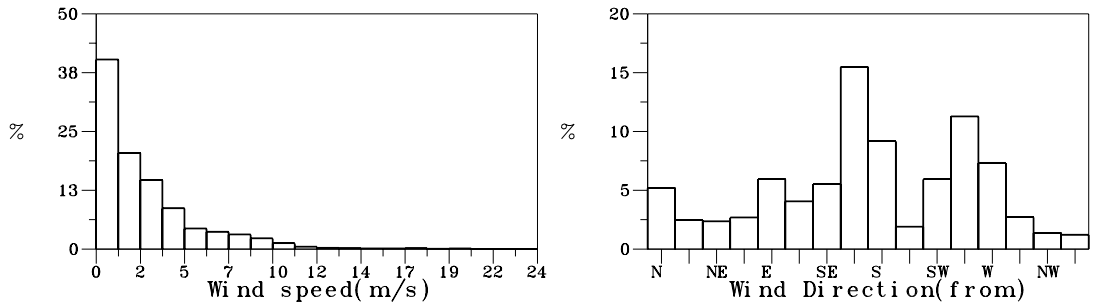


圖7.7.32 歷年夏季蘇澳港測站2風速及風向方塊圖

| W44BSA20.ISQ | Institute of Harbor & Marine Technology |
|---|---|

HISWB.BAT(PLIWI1BV.FOR) 2008. 9 . 18

Histogram of Wind

2003/09/01-2007/11/30 SA-2 NO= 10920(100%) MEAN= 2.6m/s MAX=30.9m/s( NE)

N~E:17% E~S:13% S~W:35% W~N:28% Calm: 7% < 5 m/s:88% 5~10:12% 10~15: 0% >15: 0%

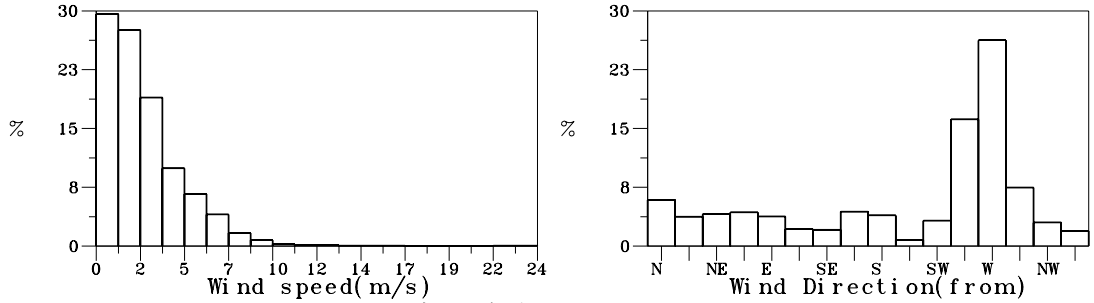


圖7.7.33 歷年秋季蘇澳港測站2風速及風向方塊圖

2003/06/18-2007/11/30 SA-2 NO= 39025( 99%) MEAN= 2.4m/s MAX=30.9m/s( NE)

N~E:16% E~S:18% S~W:31% W~N:23% Calm:12% < 5 m/s:88% 5~10:11% 10~15: 1% >15: 0%

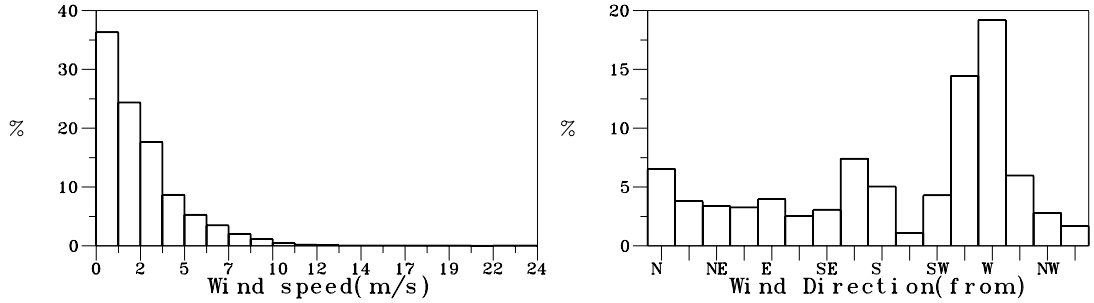


圖7.7.34 歷年全年蘇澳港測站2風速及風向方塊圖

Histogram of Wind

2006/12/01-2006/12/31 SA-W NO= 743(100%) MEAN= 3.0m/s MAX= 8.3m/s( NE)

N~E:17% E~S: 7% S~W:39% W~N:36% Calm: 1% < 5 m/s:93% 5~10: 7% 10~15: 0% >15: 0%

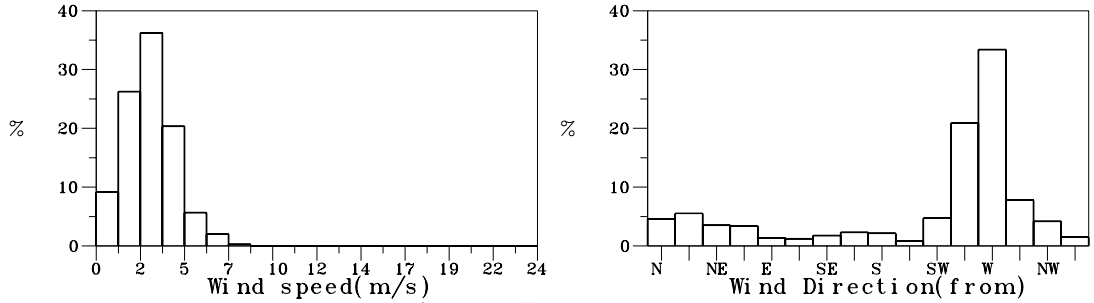


圖 7.7.35 2006年12月蘇澳港測站 W 風速及風向方塊圖

2007/01/01-2007/01/31 SA-W NO= 742(100%) MEAN= 3.0m/s MAX= 9.8m/s(ENE)

N~E:20% E~S: 5% S~W:41% W~N:33% Calm: 1% < 5 m/s:91% 5~10: 9% 10~15: 0% >15: 0%

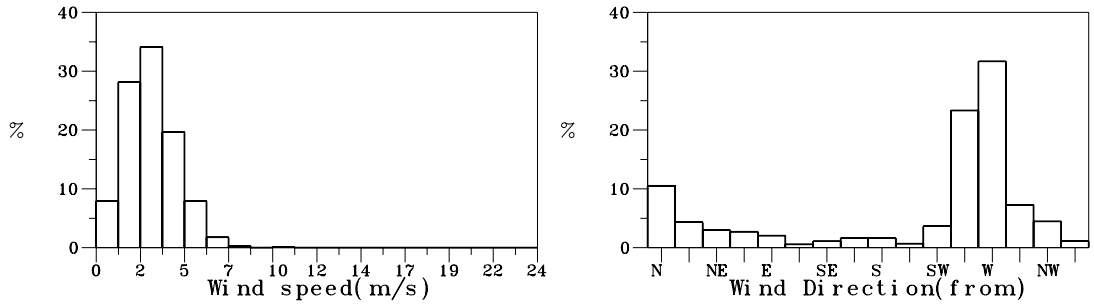


圖 7.7.36 2007年 1 月蘇澳港測站 W 風速及風向方塊圖

2007/02/01-2007/02/28 SA-W NO= 672(100%) MEAN= 2.7m/s MAX= 8.2m/s(SSE)

N~E:19% E~S:12% S~W:46% W~N:22% Calm: 1% < 5 m/s:92% 5~10: 8% 10~15: 0% >15: 0%

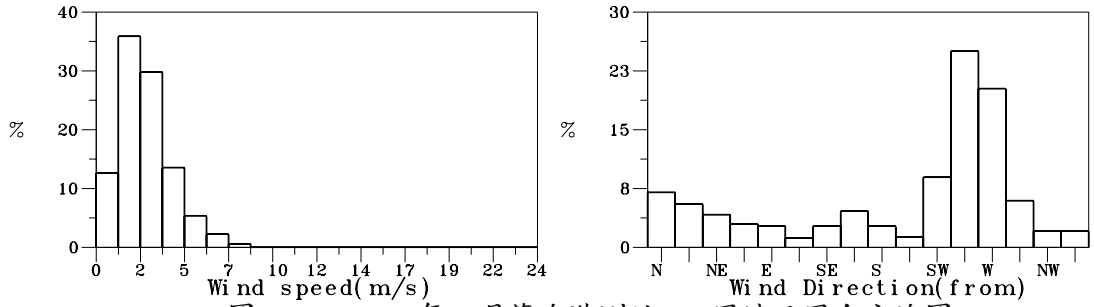


圖 7.7.37 2007年 2 月蘇澳港測站 W 風速及風向方塊圖

2007/03/01-2007/03/31 SA-W NO= 743(100%) MEAN= 2.8m/s MAX=10.0m/s(ENE)

N~E:23% E~S:11% S~W:42% W~N:23% Calm: 1% < 5 m/s:89% 5~10:11% 10~15: 0% >15: 0%

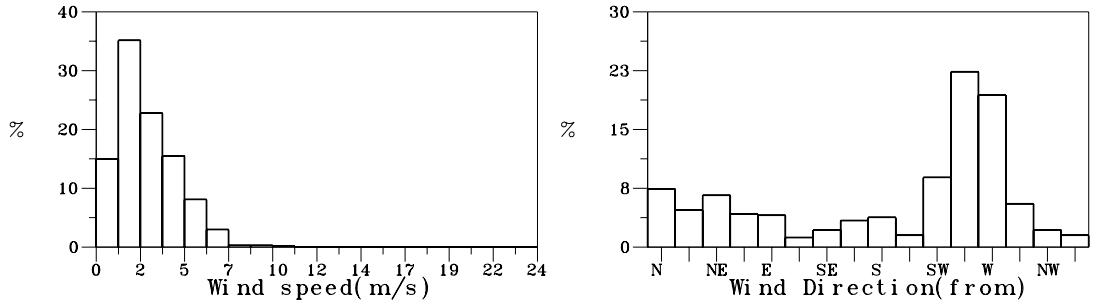


圖 7.7.38 2007年 3 月蘇澳港測站 W 風速及風向方塊圖

| W06CSAW0.ISQ | Institute of Harbor & Marine Technology |
|---|---|

HISWB.BAT(PLIWI1BV.FOR) 2008. 9 . 18

Histogram of Wind

2007/04/01-2007/04/30 SA-W NO= 720(100%) MEAN= 2.6m/s MAX= 8.3m/s( S )

N~E:21% E~S:14% S~W:43% W~N:20% Calm: 2% < 5 m/s:91% 5~10: 9% 10~15: 0% >15: 0%

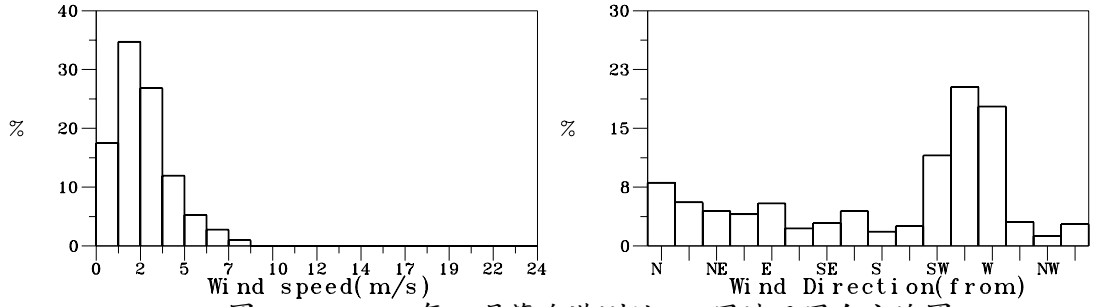


圖7.7.39 2007年 4月蘇澳港測站 W 風速及風向方塊圖

2007/05/01-2007/05/31 SA-W NO= 744(100%) MEAN= 2.3m/s MAX= 8.0m/s(SSE)

N~E:17% E~S:25% S~W:41% W~N:13% Calm: 4% < 5 m/s:93% 5~10: 7% 10~15: 0% >15: 0%

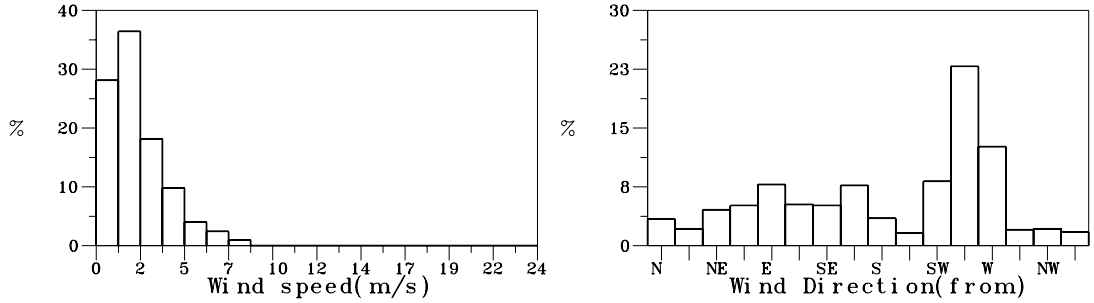


圖7.7.40 2007年 5月蘇澳港測站 W 風速及風向方塊圖

2007/06/01-2007/06/30 SA-W NO= 710( 99%) MEAN= 2.2m/s MAX= 7.4m/s(SSE)

N~E:20% E~S:23% S~W:34% W~N:18% Calm: 5% < 5 m/s:95% 5~10: 5% 10~15: 0% >15: 0%

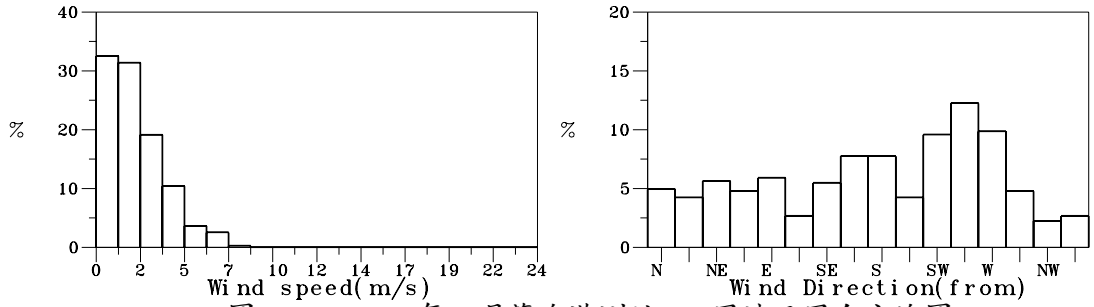


圖7.7.41 2007年 6月蘇澳港測站 W 風速及風向方塊圖

2007/07/01-2007/07/31 SA-W NO= 743(100%) MEAN= 2.5m/s MAX= 8.5m/s(SSE)

N~E:15% E~S:35% S~W:40% W~N: 7% Calm: 3% < 5 m/s:90% 5~10:10% 10~15: 0% >15: 0%

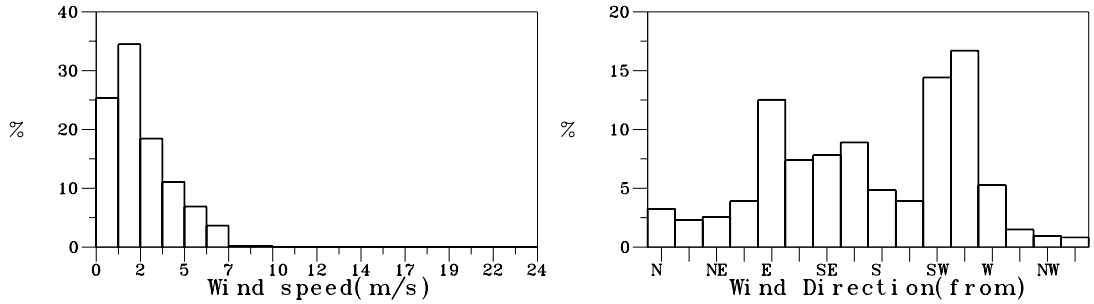


圖7.7.42 2007年 7月蘇澳港測站 W 風速及風向方塊圖

| W074SAW0.ISQ | Institute of Harbor & Marine Technology |
|---|---|

HISWB.BAT(PLIW11BV.FOR) 2008. 9 . 18

Histogram of Wind

2007/08/01-2007/08/31 SA-W NO= 739( 99%) MEAN= 3.2m/s MAX=20.9m/s( E )
N~E:14% E~S:40% S~W:34% W~N:11% Calm: 1% < 5 m/s:83% 5~10:13% 10~15: 2% >15: 2%

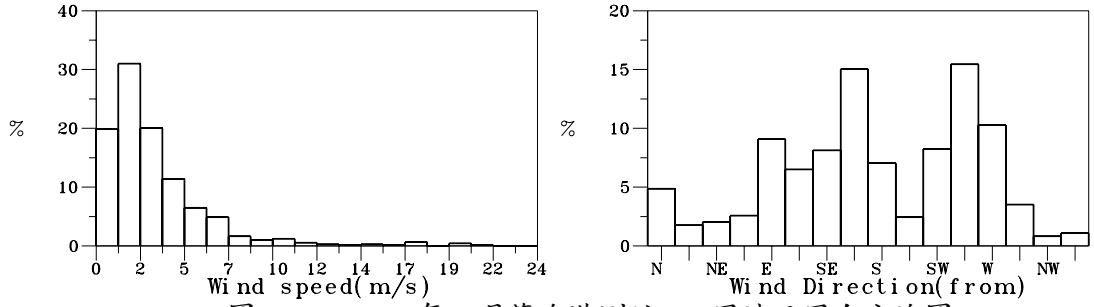


圖 7.7.43 2007年 8 月蘇澳港測站 W 風速及風向方塊圖

2007/09/01-2007/09/30 SA-W NO= 701( 97%) MEAN= 2.8m/s MAX= 8.2m/s( SE)
N~E:21% E~S:20% S~W:36% W~N:22% Calm: 1% < 5 m/s:91% 5~10: 9% 10~15: 0% >15: 0%

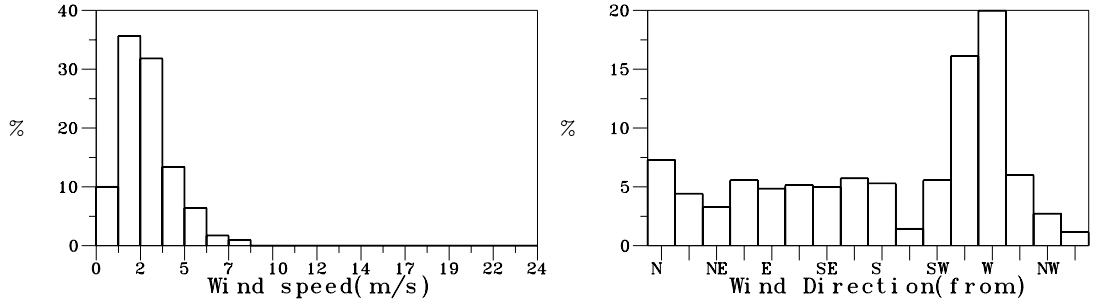


圖 7.7.44 2007年 9 月蘇澳港測站 W 風速及風向方塊圖

2007/10/01-2007/10/31 SA-W NO= 724( 97%) MEAN= 3.2m/s MAX=15.7m/s( NE)
N~E:21% E~S: 9% S~W:34% W~N:35% Calm: 1% < 5 m/s:88% 5~10:11% 10~15: 1% >15: 0%

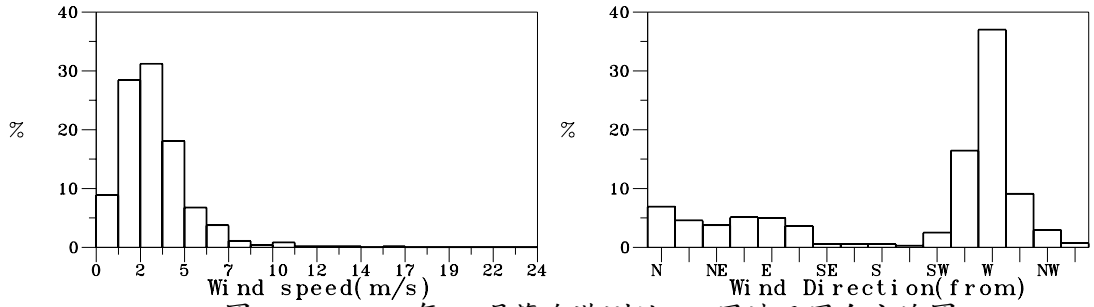


圖 7.7.45 2007年 10 月蘇澳港測站 W 風速及風向方塊圖

2007/11/01-2007/11/30 SA-W NO= 720(100%) MEAN= 3.4m/s MAX=12.4m/s(ENE)
N~E:14% E~S: 5% S~W:33% W~N:47% Calm: 1% < 5 m/s:85% 5~10:15% 10~15: 0% >15: 0%

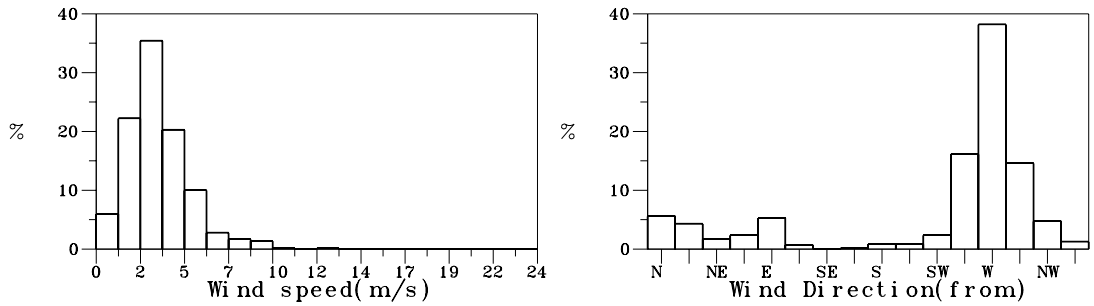


圖 7.7.46 2007年 11 月蘇澳港測站 W 風速及風向方塊圖

W078SAW0.ISQ | Institute of Harbor & Marine Technology

HISWB.BAT(PLIWI1BV.FOR) 2008. 9 . 18

Histogram of Wind

2006/12/01-2007/02/28 SA-W NO= 2157(100%) MEAN= 2.9m/s MAX= 9.8m/s(ENE)

N~E:19% E~S: 8% S~W:41% W~N:31% Calm: 1% < 5 m/s:92% 5~10: 8% 10~15: 0% >15: 0%

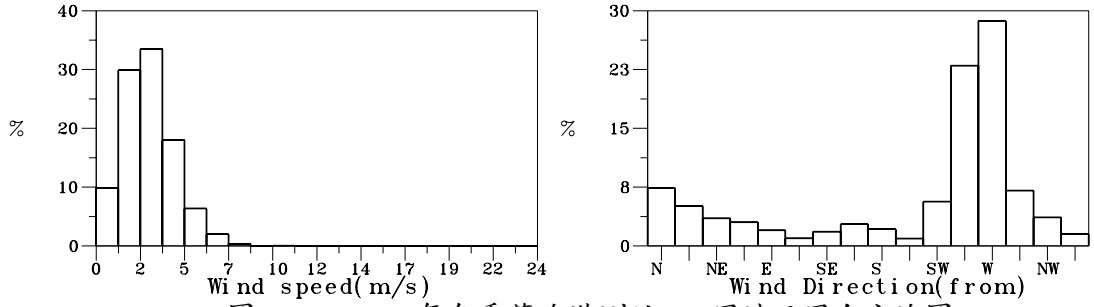


圖7.7.47 2007年冬季蘇澳港測站 W 風速及風向方塊圖

2007/03/01-2007/05/31 SA-W NO= 2207(100%) MEAN= 2.6m/s MAX=10.0m/s(ENE)

N~E:20% E~S:17% S~W:41% W~N:19% Calm: 3% < 5 m/s:91% 5~10: 9% 10~15: 0% >15: 0%

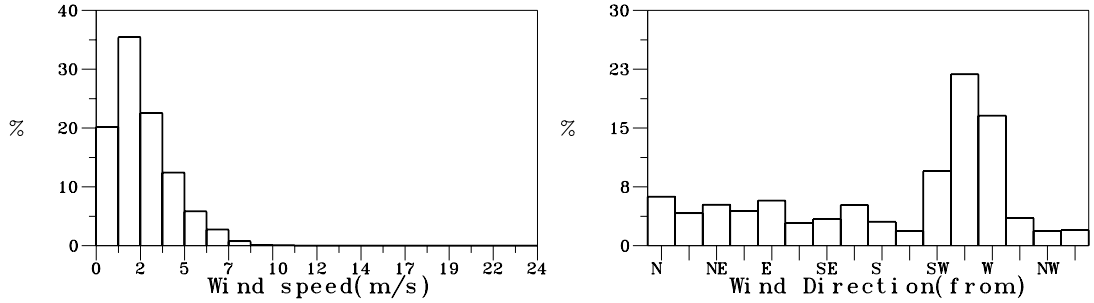


圖7.7.48 2007年春季蘇澳港測站 W 風速及風向方塊圖

2007/06/01-2007/08/31 SA-W NO= 2192( 99%) MEAN= 2.6m/s MAX=20.9m/s( E )

N~E:16% E~S:33% S~W:36% W~N:12% Calm: 3% < 5 m/s:88% 5~10:10% 10~15: 1% >15: 1%

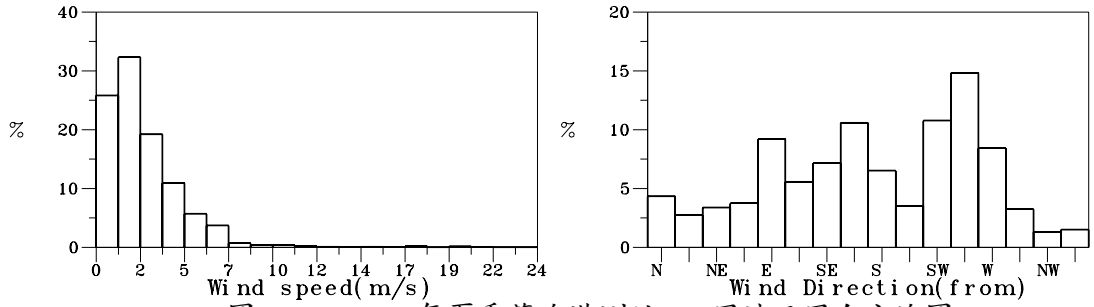


圖7.7.49 2007年夏季蘇澳港測站 W 風速及風向方塊圖

2007/09/01-2007/11/30 SA-W NO= 2145( 98%) MEAN= 3.1m/s MAX=15.7m/s( NE)

N~E:19% E~S:11% S~W:34% W~N:35% Calm: 1% < 5 m/s:88% 5~10:12% 10~15: 0% >15: 0%

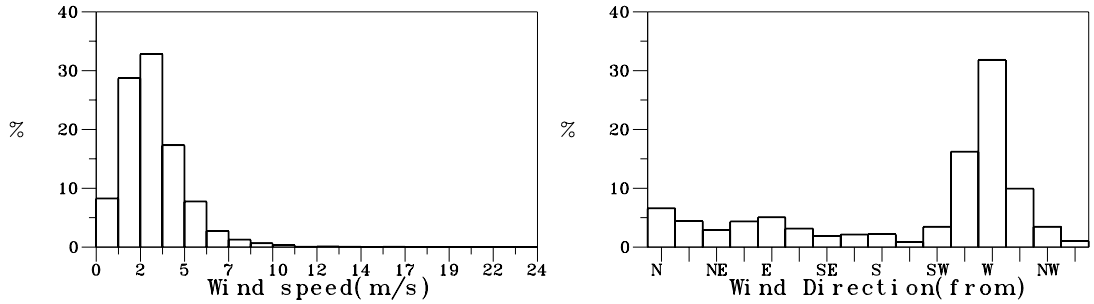


圖7.7.50 2007年秋季蘇澳港測站 W 風速及風向方塊圖

| W07WSAW0.ISQ | Institute of Harbor & Marine Technology |
|---|---|

HISWB.BAT(PLIW11BV.FOR) 2008. 9 . 18

Histogram of Wind

2006/12/01-2007/11/30 SA-W NO= 8701( 99%) MEAN= 2.8m/s MAX=20.9m/s( E )

N~E:18% E~S:17% S~W:39% W~N:24% Calm: 2% < 5 m/s:90% 5~10:10% 10~15: 0% >15: 0%

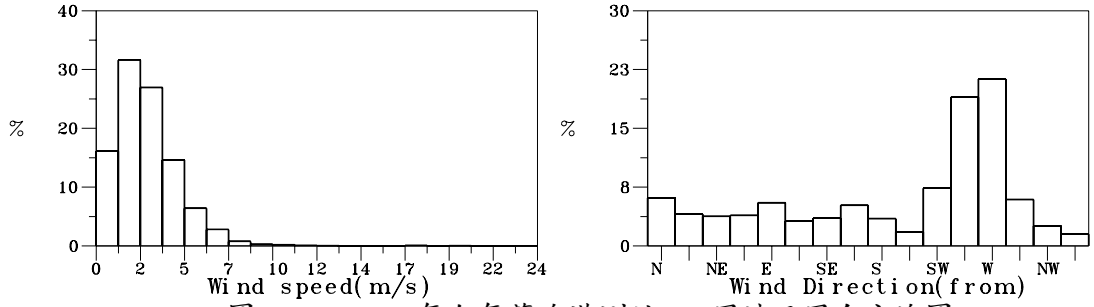


圖7.7.51 2007年全年蘇澳港測站 W 風速及風向方塊圖

1999/12/01-2006/12/31 SA-W NO= 5935(100%) MEAN= 3.0m/s MAX=14.8m/s( E )

N~E:17% E~S: 7% S~W:34% W~N:40% Calm: 2% < 5 m/s:90% 5~10:10% 10~15: 0% >15: 0%

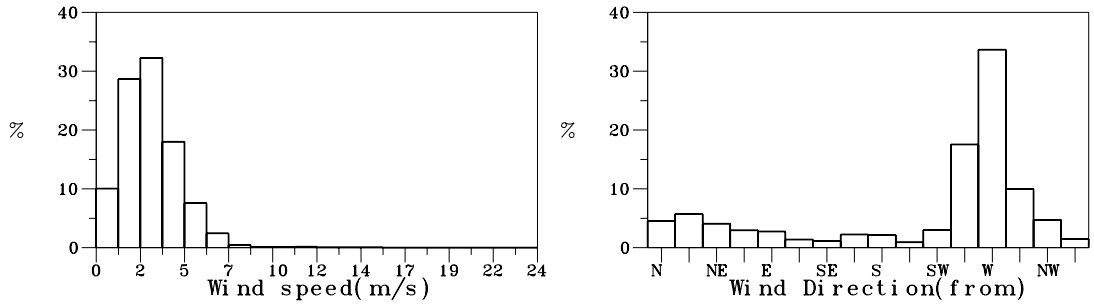


圖7.7.52 歷年12月蘇澳港測站 W 風速及風向方塊圖

1999/01/01-2007/01/31 SA-W NO= 6486( 97%) MEAN= 2.9m/s MAX=10.6m/s(ESE)

N~E:17% E~S: 9% S~W:37% W~N:36% Calm: 1% < 5 m/s:92% 5~10: 8% 10~15: 0% >15: 0%

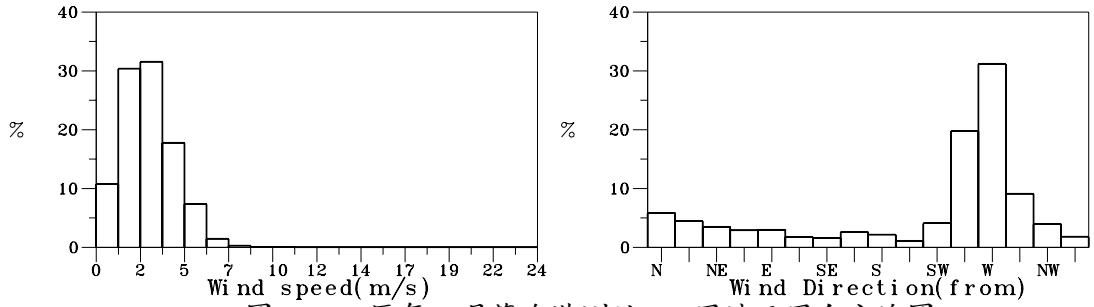


圖7.7.53 歷年 1月蘇澳港測站 W 風速及風向方塊圖

1999/02/01-2007/02/28 SA-W NO= 6069(100%) MEAN= 2.8m/s MAX=10.0m/s( E )

N~E:20% E~S:11% S~W:38% W~N:29% Calm: 2% < 5 m/s:91% 5~10: 9% 10~15: 0% >15: 0%

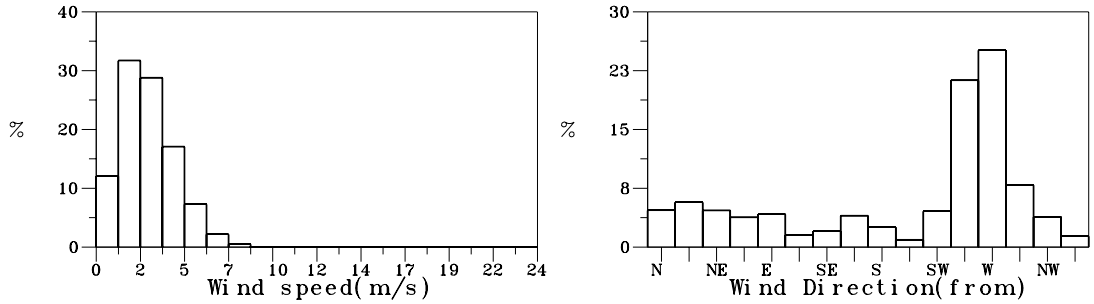


圖7.7.54 歷年 2月蘇澳港測站 W 風速及風向方塊圖

| W070SAW0.ISQ | Institute of Harbor & Marine Technology |
|---|---|

HISWB.BAT(PLIW11BV.FOR) 2008. 9 . 18

Histogram of Wind

1999/03/01-2007/03/31 SA-W NO= 6666(100%) MEAN= 2.8m/s MAX=10.0m/s(ENE)

N~E:21% E~S:14% S~W:35% W~N:28% Calm: 2% < 5 m/s:89% 5~10:11% 10~15: 0% >15: 0%

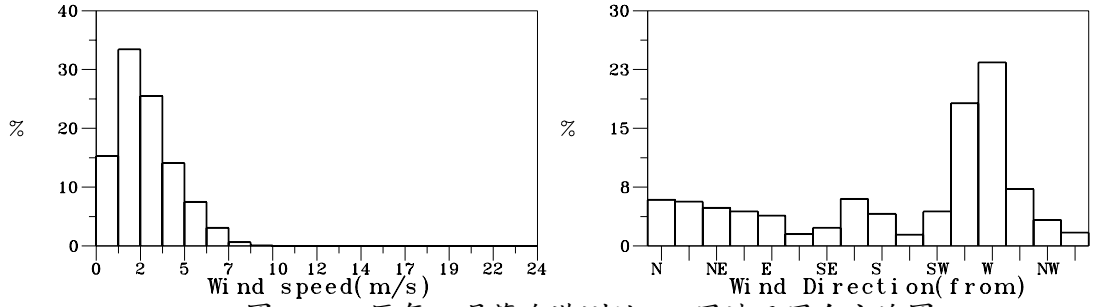


圖7.7.55 歷年 3月蘇澳港測站 W 風速及風向方塊圖

1999/04/01-2007/04/30 SA-W NO= 6416( 99%) MEAN= 2.5m/s MAX=10.1m/s(SSE)

N~E:21% E~S:19% S~W:35% W~N:22% Calm: 3% < 5 m/s:92% 5~10: 8% 10~15: 0% >15: 0%

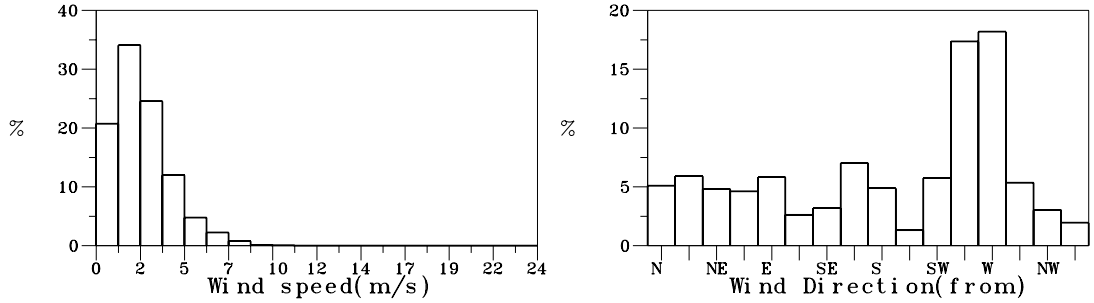


圖7.7.56 歷年 4月蘇澳港測站 W 風速及風向方塊圖

1999/05/01-2007/05/31 SA-W NO= 6607( 99%) MEAN= 2.2m/s MAX=14.8m/s( E )

N~E:20% E~S:21% S~W:37% W~N:18% Calm: 4% < 5 m/s:94% 5~10: 6% 10~15: 0% >15: 0%

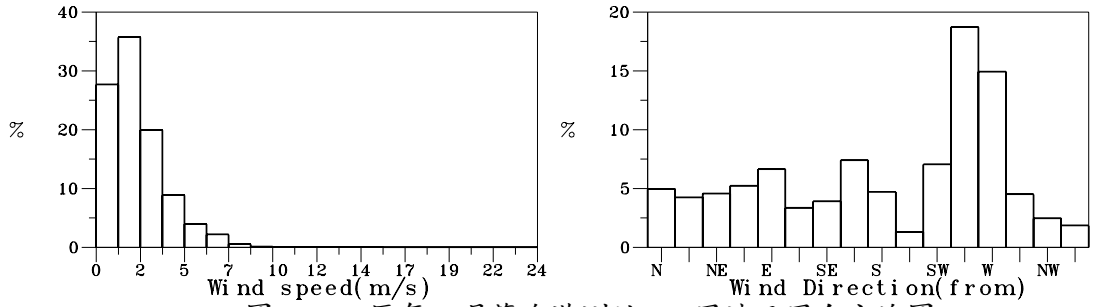


圖7.7.57 歷年 5月蘇澳港測站 W 風速及風向方塊圖

1999/06/01-2007/06/30 SA-W NO= 6388( 99%) MEAN= 2.2m/s MAX=12.9m/s( S )

N~E:17% E~S:27% S~W:36% W~N:15% Calm: 5% < 5 m/s:93% 5~10: 7% 10~15: 0% >15: 0%

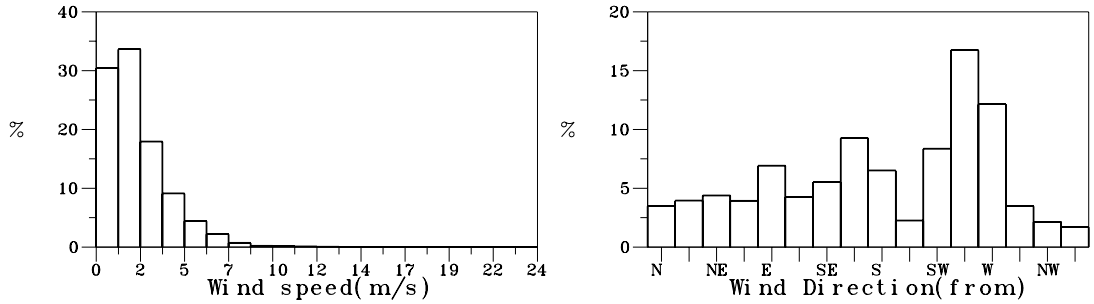


圖7.7.58 歷年 6月蘇澳港測站 W 風速及風向方塊圖

| W443SAW0.ISQ | Institute of Harbor & Marine Technology |
|---|---|

HISWB.BAT(PLIW11BV.FOR) 2008. 9 . 18

Histogram of Wind

1999/07/01-2007/07/31 SA-W NO= 6654( 99%) MEAN= 2.9m/s MAX=24.8m/s( E )

N~E:11% E~S:42% S~W:33% W~N:10% Calm: 4% < 5 m/s:82% 5~10:17% 10~15: 1% >15: 0%

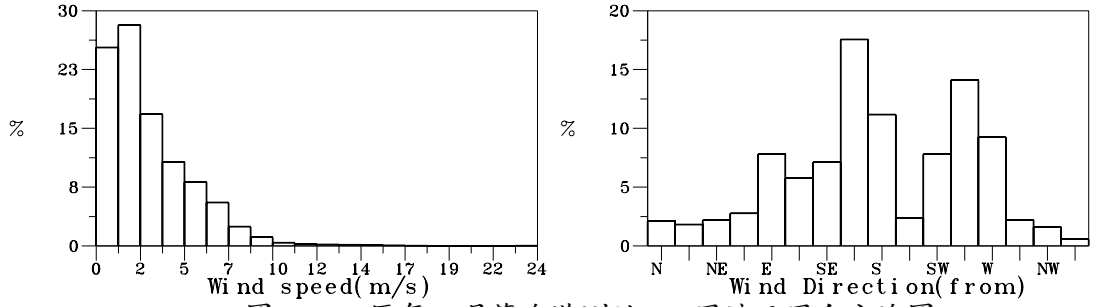


圖7.7.59 歷年 7月蘇澳港測站 W 風速及風向方塊圖

1999/08/01-2007/08/31 SA-W NO= 6642( 99%) MEAN= 2.9m/s MAX=23.9m/s(ENE)

N~E:10% E~S:38% S~W:36% W~N:13% Calm: 3% < 5 m/s:84% 5~10:15% 10~15: 1% >15: 0%

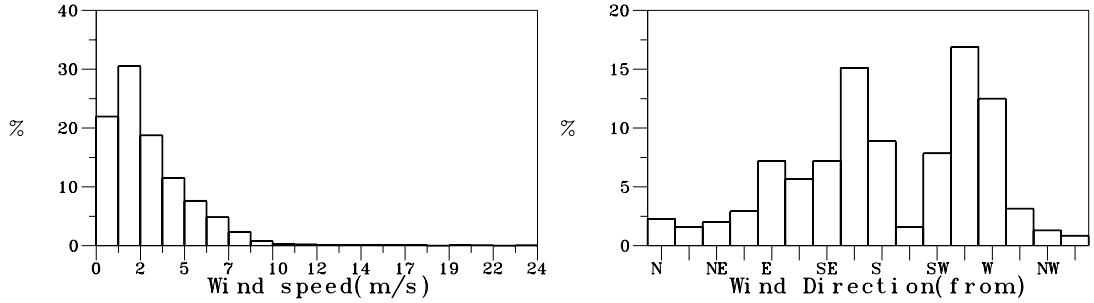


圖7.7.60 歷年 8月蘇澳港測站 W 風速及風向方塊圖

1999/09/01-2007/09/30 SA-W NO= 6435( 99%) MEAN= 2.9m/s MAX=21.4m/s( E )

N~E:16% E~S:26% S~W:35% W~N:21% Calm: 2% < 5 m/s:88% 5~10:11% 10~15: 1% >15: 0%

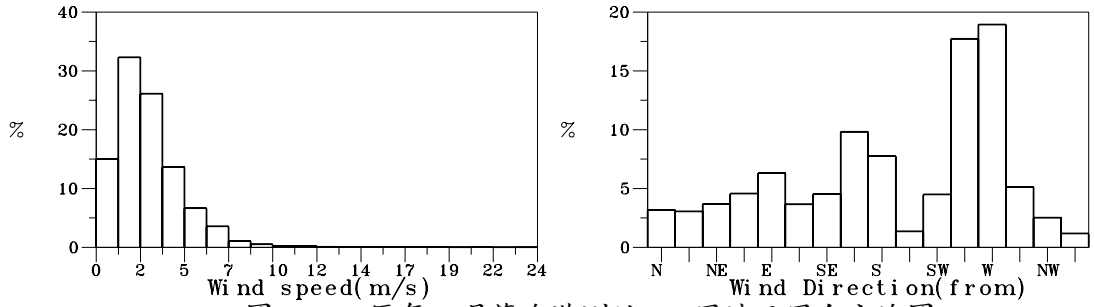


圖7.7.61 歷年 9月蘇澳港測站 W 風速及風向方塊圖

1999/10/01-2007/10/31 SA-W NO= 6627( 99%) MEAN= 3.0m/s MAX=23.0m/s(ESE)

N~E:20% E~S:12% S~W:37% W~N:30% Calm: 1% < 5 m/s:90% 5~10:10% 10~15: 0% >15: 0%

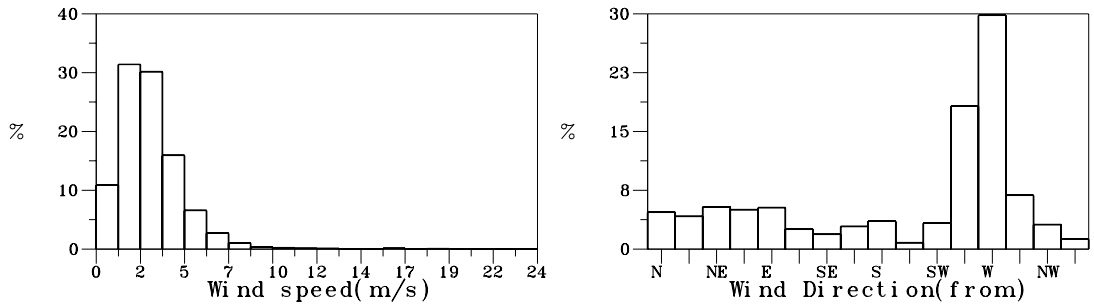


圖7.7.62 歷年10月蘇澳港測站 W 風速及風向方塊圖

| W447SAW0.ISQ | Institute of Harbor & Marine Technology |
|---|---|

HISWB.BAT(PLIW11BV.FOR) 2008. 9 . 18

Histogram of Wind

1999/11/01-2007/11/30 SA-W NO= 6418( 99%) MEAN= 2.8m/s MAX=18.0m/s( W )

N~E:15% E~S:10% S~W:36% W~N:37% Calm: 2% < 5 m/s:92% 5~10: 8% 10~15: 0% >15: 0%

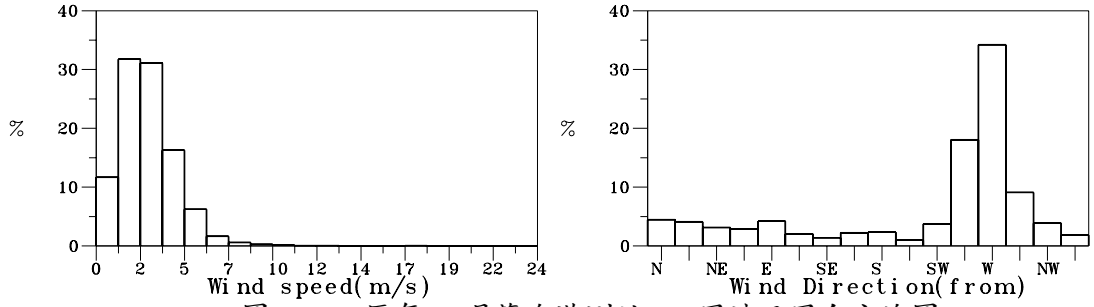


圖 7.7.63 歷年 11 月蘇澳港測站 W 風速及風向方塊圖

1999/01/01-2007/02/28 SA-W NO= 18490( 99%) MEAN= 2.9m/s MAX=14.8m/s( E )

N~E:18% E~S: 9% S~W:36% W~N:35% Calm: 2% < 5 m/s:91% 5~10: 9% 10~15: 0% >15: 0%

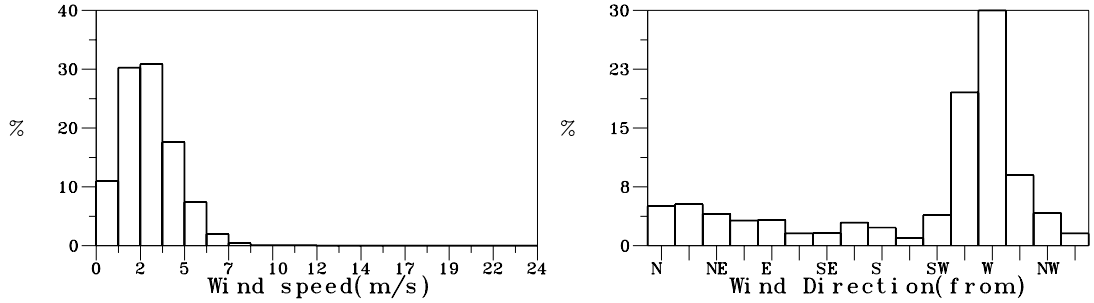


圖 7.7.64 歷年冬季蘇澳港測站 W 風速及風向方塊圖

1999/03/01-2007/05/31 SA-W NO= 19689( 99%) MEAN= 2.5m/s MAX=14.8m/s( E )

N~E:21% E~S:18% S~W:35% W~N:23% Calm: 3% < 5 m/s:92% 5~10: 8% 10~15: 0% >15: 0%

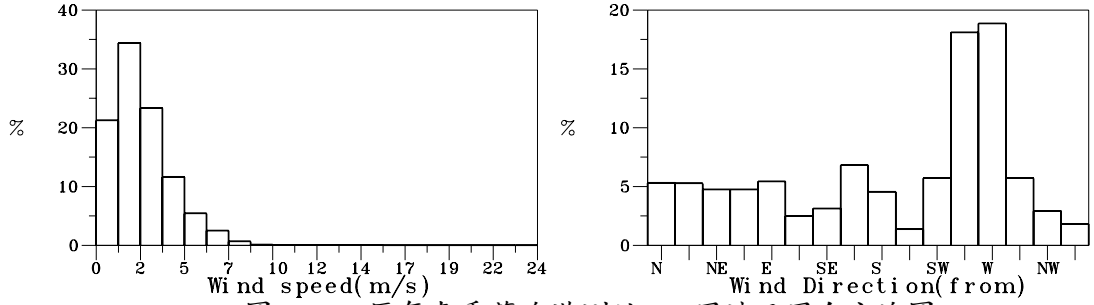


圖 7.7.65 歷年春季蘇澳港測站 W 風速及風向方塊圖

1999/06/01-2007/08/31 SA-W NO= 19684( 99%) MEAN= 2.7m/s MAX=24.8m/s( E )

N~E:13% E~S:35% S~W:35% W~N:13% Calm: 4% < 5 m/s:86% 5~10:13% 10~15: 1% >15: 0%

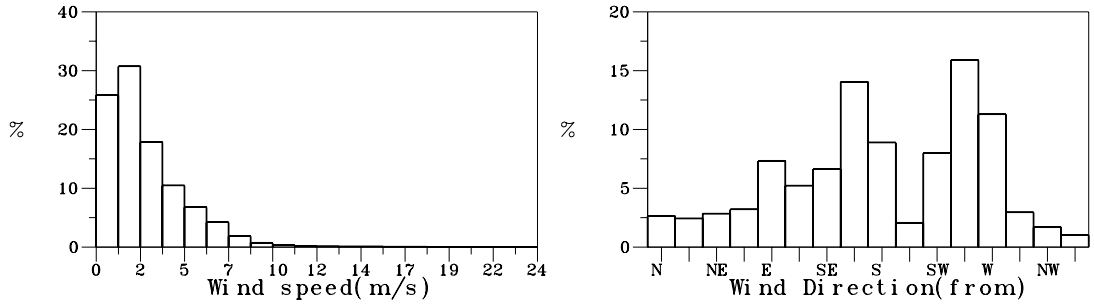


圖 7.7.66 歷年夏季蘇澳港測站 W 風速及風向方塊圖

| W44BSAW0.ISQ | Institute of Harbor & Marine Technology |
|---|---|

HISWB.BAT(PLIW11BV.FOR) 2008. 9 . 18

Histogram of Wind

1999/09/01-2007/11/30 SA-W NO= 19480( 99%) MEAN= 2.9m/s MAX=23.0m/s(ESE)
N~E:17% E~S:16% S~W:36% W~N:29% Calm: 2% < 5 m/s:90% 5~10:10% 10~15: 0% >15: 0%

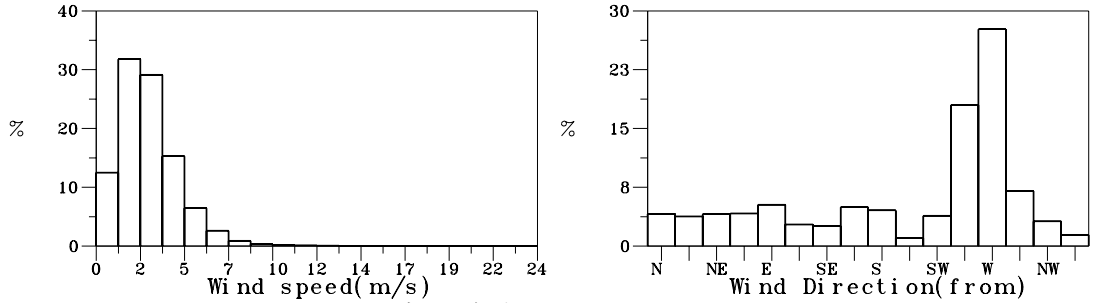


圖7.7.67 歷年秋季蘇澳港測站 W 風速及風向方塊圖

1999/01/01-2007/11/30 SA-W NO= 77343( 99%) MEAN= 2.7m/s MAX=24.8m/s( E )
N~E:17% E~S:20% S~W:35% W~N:25% Calm: 3% < 5 m/s:90% 5~10:10% 10~15: 0% >15: 0%

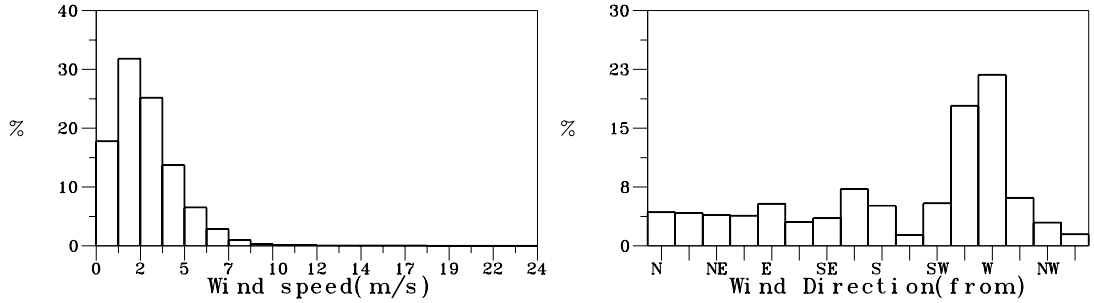


圖7.7.68 歷年全年蘇澳港測站 W 風速及風向方塊圖

## 7.8　2007年布袋港風力方塊圖

Histogram of Wind

2006/12/01-2006/12/31 PT-W NO= 743(100%) MEAN= 6.0m/s MAX=13.3m/s(NNE)

N~E:84% E~S: 1% S~W: 0% W~N:15% Calm: 0% < 5 m/s:39% 5~10:52% 10~15: 9% >15: 0%

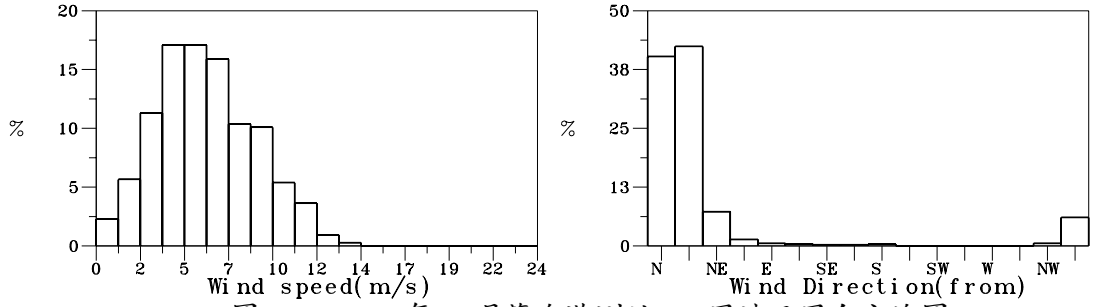


圖7.8.1 2006年12月蘇澳港測站 W 風速及風向方塊圖

2007/01/01-2007/01/31 PT-W NO= 744(100%) MEAN= 6.6m/s MAX=13.4m/s( N )

N~E:79% E~S: 1% S~W: 0% W~N:20% Calm: 0% < 5 m/s:25% 5~10:67% 10~15: 8% >15: 0%

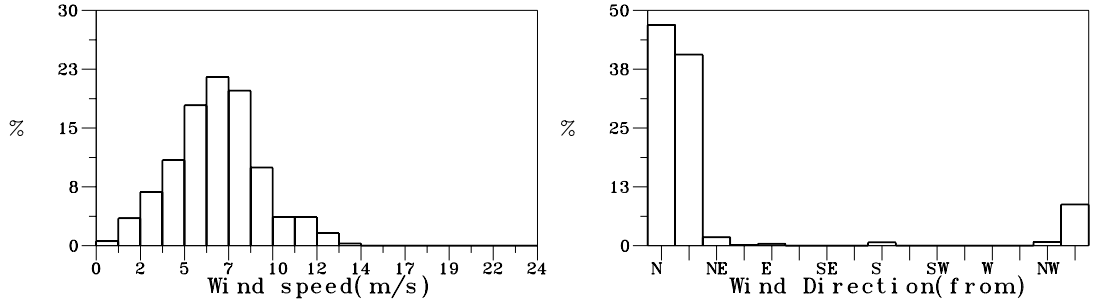


圖7.8.2 2007年 1月蘇澳港測站 W 風速及風向方塊圖

2007/02/01-2007/02/28 PT-W NO= 670(100%) MEAN= 4.6m/s MAX=14.0m/s( N )

N~E:60% E~S: 5% S~W: 4% W~N:30% Calm: 1% < 5 m/s:58% 5~10:39% 10~15: 3% >15: 0%

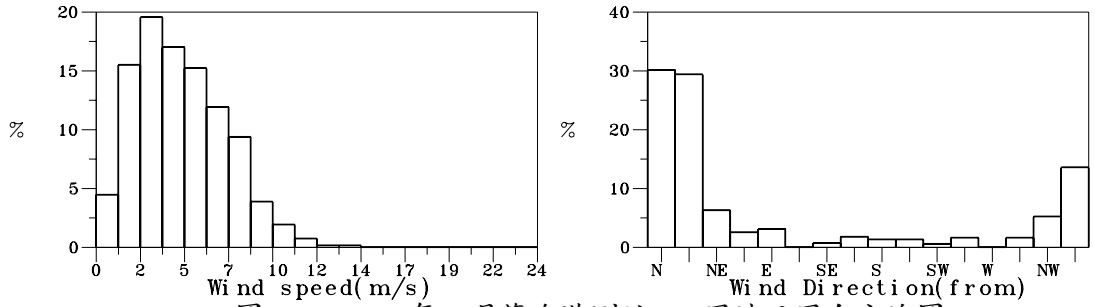


圖7.8.3 2007年 2月蘇澳港測站 W 風速及風向方塊圖

2007/03/01-2007/03/31 PT-W NO= 743(100%) MEAN= 4.4m/s MAX=14.2m/s( N )

N~E:50% E~S: 6% S~W:16% W~N:27% Calm: 1% < 5 m/s:63% 5~10:35% 10~15: 2% >15: 0%

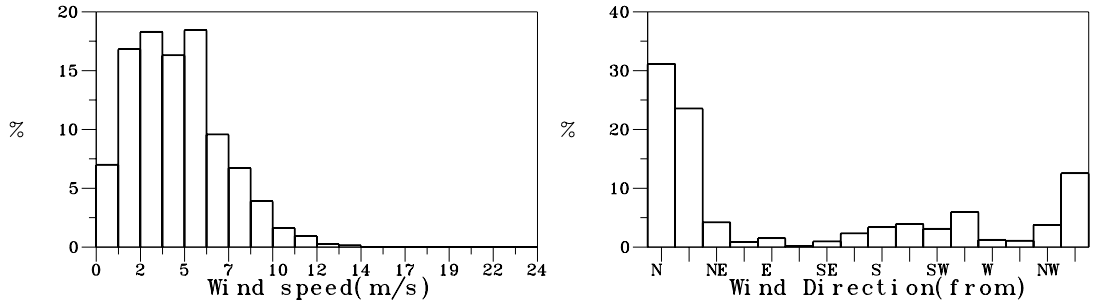


圖7.8.4 2007年 3月蘇澳港測站 W 風速及風向方塊圖

| W06CPTW0.ISQ | Institute of Harbor & Marine Technology |
|---|---|

HISWB.BAT(PLIWI1BV.FOR) 2008. 9 . 18

Histogram of Wind

2007/04/01-2007/04/30 PT-W NO= 720(100%) MEAN= 4.2m/s MAX=13.5m/s( N )

N~E:47% E~S: 8% S~W:16% W~N:28% Calm: 1% < 5 m/s:67% 5~10:30% 10~15: 3% >15: 0%

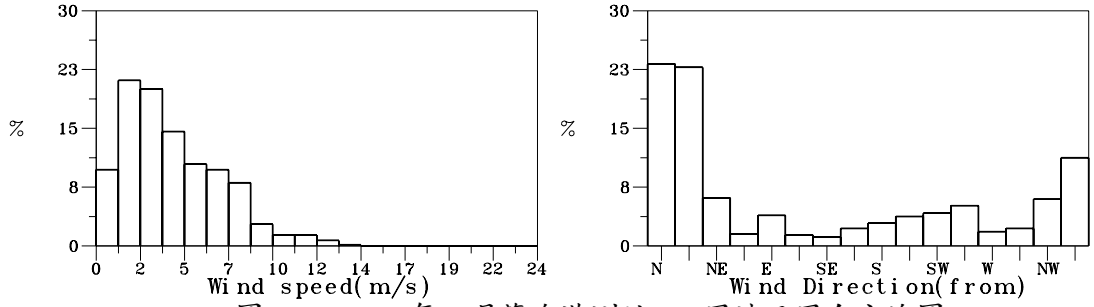


圖7.8.5 2007年 4月蘇澳港測站 W 風速及風向方塊圖

2007/05/01-2007/05/31 PT-W NO= 743(100%) MEAN= 3.0m/s MAX= 7.9m/s(NNW)

N~E:22% E~S:10% S~W:34% W~N:33% Calm: 1% < 5 m/s:91% 5~10: 9% 10~15: 0% >15: 0%

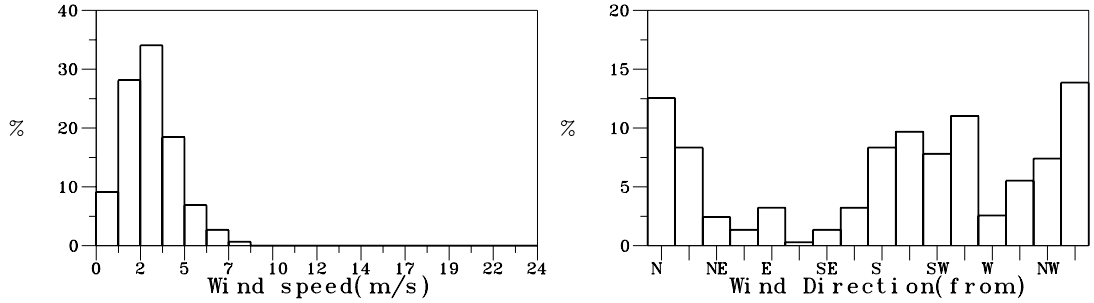


圖7.8.6 2007年 5月蘇澳港測站 W 風速及風向方塊圖

2007/06/01-2007/06/30 PT-W NO= 718(100%) MEAN= 3.4m/s MAX= 8.2m/s(SSW)

N~E: 8% E~S:25% S~W:54% W~N:12% Calm: 1% < 5 m/s:84% 5~10:16% 10~15: 0% >15: 0%

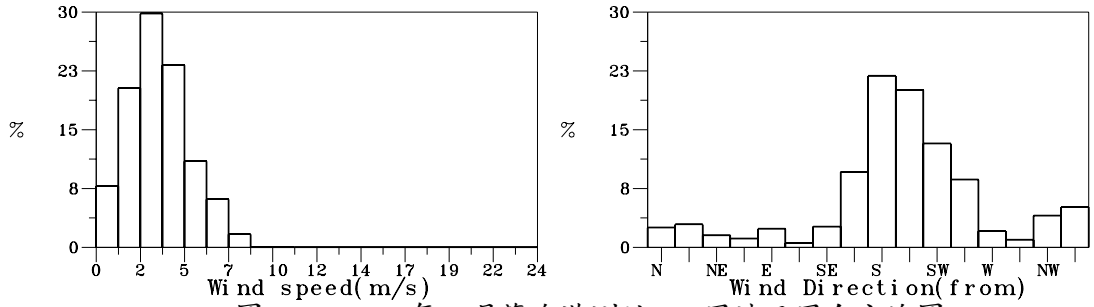


圖7.8.7 2007年 6月蘇澳港測站 W 風速及風向方塊圖

2007/07/01-2007/07/31 PT-W NO= 743(100%) MEAN= 3.0m/s MAX= 6.6m/s(SSE)

N~E: 8% E~S:21% S~W:51% W~N:20% Calm: 0% < 5 m/s:92% 5~10: 8% 10~15: 0% >15: 0%

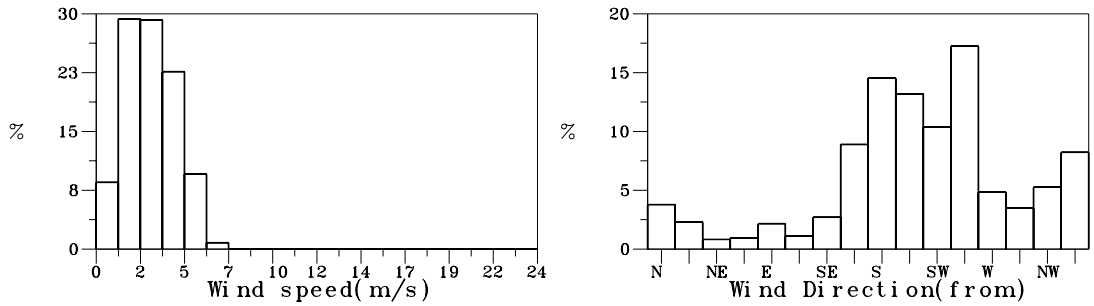


圖7.8.8 2007年 7月蘇澳港測站 W 風速及風向方塊圖

| W074PTW0.ISQ | Institute of Harbor & Marine Technology |
|---|---|

HISWB.BAT(PLIWI1BV.FOR) 2008. 9 . 18

Histogram of Wind

2007/08/01-2007/08/31 PT-W NO= 744(100%) MEAN= 3.9m/s MAX=13.8m/s( W )

N~E:17% E~S:30% S~W:30% W~N:22% Calm: 1% < 5 m/s:71% 5~10:27% 10~15: 2% >15: 0%

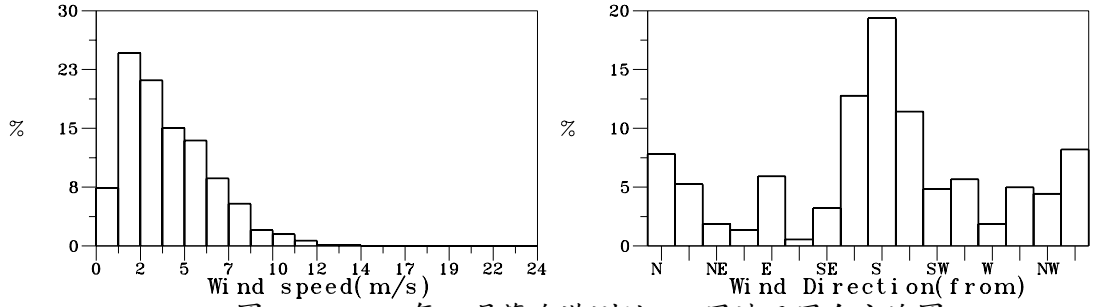


圖7.8.9 2007年 8月蘇澳港測站 W 風速及風向方塊圖

2007/09/01-2007/09/06 PT-W NO= 132( 18%) MEAN= 2.5m/s MAX= 5.1m/s(WSW)

N~E: 5% E~S:38% S~W:52% W~N: 5% Calm: 0% < 5 m/s:98% 5~10: 2% 10~15: 0% >15: 0%

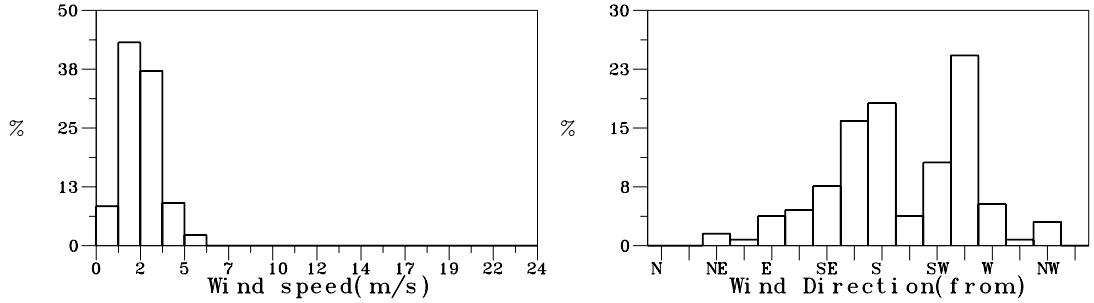


圖7.8.10 2007年 9月蘇澳港測站 W 風速及風向方塊圖

2007/10/01-2007/10/31 PT-W NO= 741(100%) MEAN= 5.2m/s MAX=19.6m/s( N )

N~E:57% E~S: 7% S~W: 9% W~N:26% Calm: 1% < 5 m/s:53% 5~10:41% 10~15: 4% >15: 2%

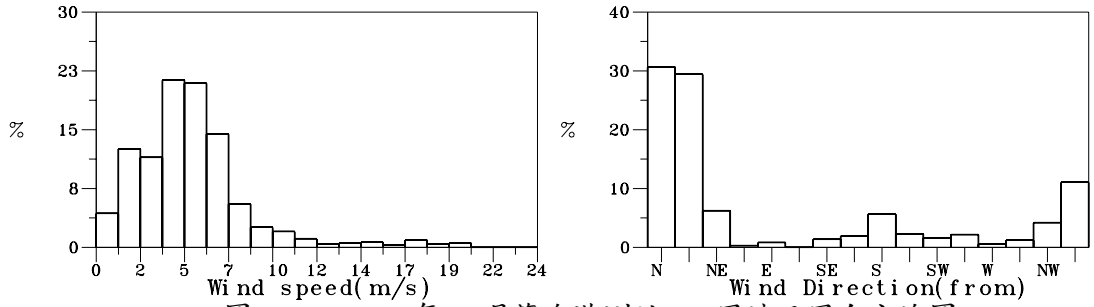


圖7.8.11 2007年10月蘇澳港測站 W 風速及風向方塊圖

2007/11/01-2007/11/30 PT-W NO= 720(100%) MEAN= 6.5m/s MAX=17.5m/s( N )

N~E:79% E~S: 3% S~W: 0% W~N:18% Calm: 0% < 5 m/s:34% 5~10:53% 10~15:11% >15: 2%

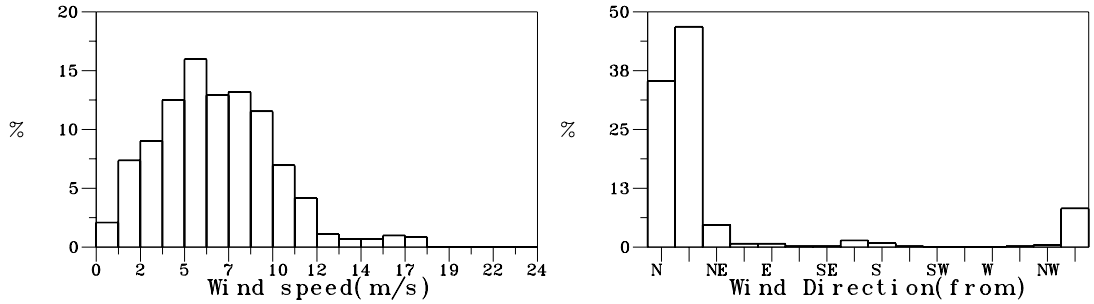


圖7.8.12 2007年11月蘇澳港測站 W 風速及風向方塊圖

| W078PTW0.ISQ | Institute of Harbor & Marine Technology |
|---|---|

HISWB.BAT(PLIWI1BV.FOR) 2008. 9 . 18

Histogram of Wind

2006/12/01-2007/02/28 PT-W NO= 2157(100%) MEAN= 5.8m/s MAX=14.0m/s( N )

N~E:76% E~S: 2% S~W: 1% W~N:21% Calm: 0% < 5 m/s:40% 5~10:53% 10~15: 7% >15: 0%

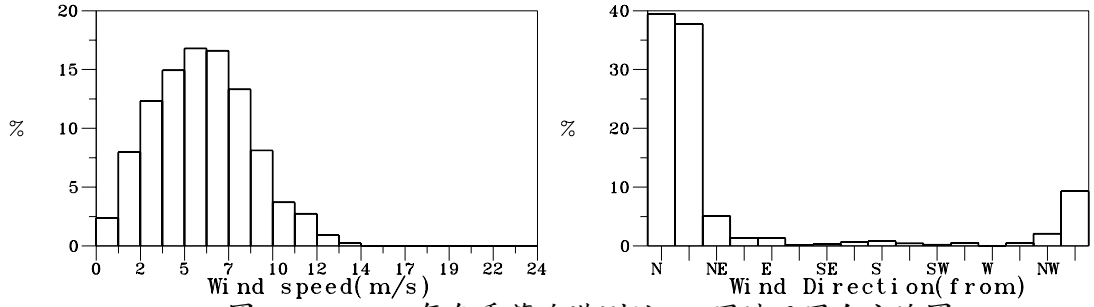


圖7.8.13 2007年冬季蘇澳港測站 W 風速及風向方塊圖

2007/03/01-2007/05/31 PT-W NO= 2206(100%) MEAN= 3.8m/s MAX=14.2m/s( N )

N~E:40% E~S: 8% S~W:22% W~N:29% Calm: 1% < 5 m/s:73% 5~10:25% 10~15: 2% >15: 0%

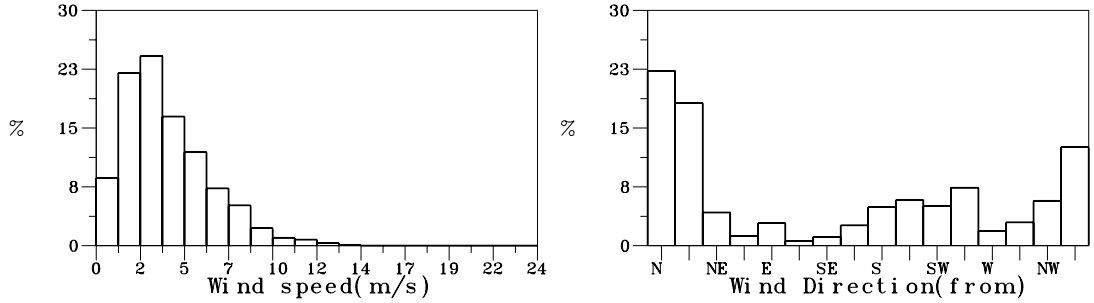


圖7.8.14 2007年春季蘇澳港測站 W 風速及風向方塊圖

2007/06/01-2007/08/31 PT-W NO= 2205(100%) MEAN= 3.4m/s MAX=13.8m/s( W )

N~E:11% E~S:26% S~W:45% W~N:18% Calm: 0% < 5 m/s:82% 5~10:17% 10~15: 1% >15: 0%

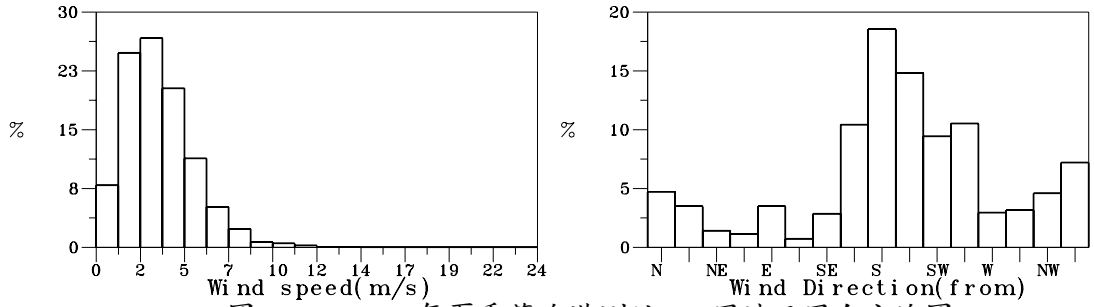


圖7.8.15 2007年夏季蘇澳港測站 W 風速及風向方塊圖

2007/09/01-2007/11/30 PT-W NO= 1593( 73%) MEAN= 5.6m/s MAX=19.6m/s( N )

N~E:62% E~S: 8% S~W: 8% W~N:21% Calm: 1% < 5 m/s:48% 5~10:43% 10~15: 7% >15: 2%

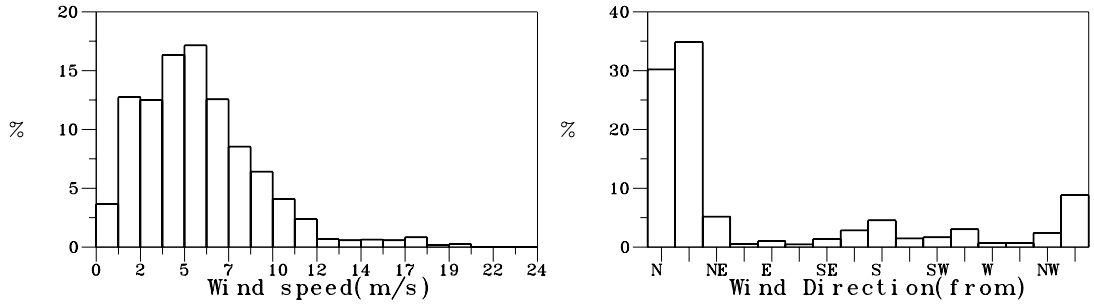


圖7.8.16 2007年秋季蘇澳港測站 W 風速及風向方塊圖

| W07WPTW0.ISQ | Institute of Harbor & Marine Technology |
|---|---|

HISWB.BAT(PLIW11BV.FOR) 2008. 9 . 18

Histogram of Wind

2006/12/01-2007/11/30 PT-W NO= 8161( 93%) MEAN= 4.6m/s MAX=19.6m/s( N )

N~E:45% E~S:11% S~W:20% W~N:23% Calm: 1% < 5 m/s:62% 5~10:34% 10~15: 4% >15: 0%

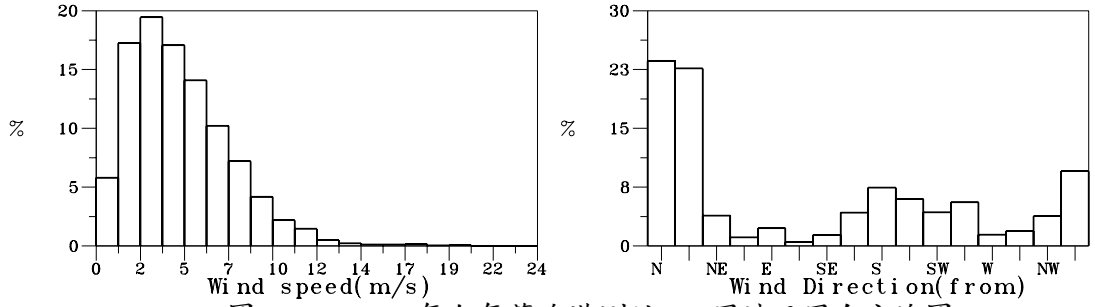


圖7.8.17 2007年全年蘇澳港測站 W 風速及風向方塊圖

2006/12/01-2006/12/31 PT-W NO= 743(100%) MEAN= 6.0m/s MAX=13.3m/s(NNE)

N~E:84% E~S: 1% S~W: 0% W~N:15% Calm: 0% < 5 m/s:39% 5~10:52% 10~15: 9% >15: 0%

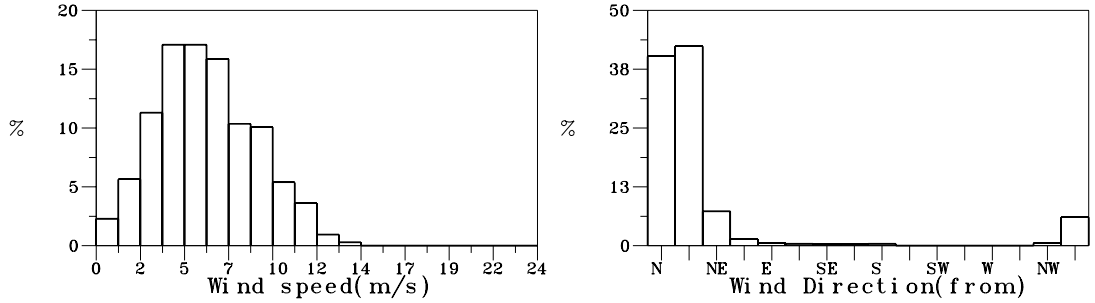


圖7.8.18 歷年12月蘇澳港測站 W 風速及風向方塊圖

2007/01/01-2007/01/31 PT-W NO= 744(100%) MEAN= 6.6m/s MAX=13.4m/s( N )

N~E:79% E~S: 1% S~W: 0% W~N:20% Calm: 0% < 5 m/s:25% 5~10:67% 10~15: 8% >15: 0%

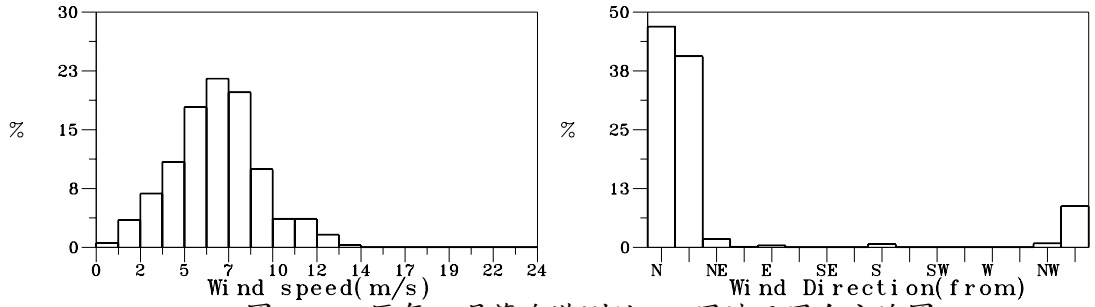


圖7.8.19 歷年 1月蘇澳港測站 W 風速及風向方塊圖

2007/02/01-2007/02/28 PT-W NO= 670(100%) MEAN= 4.6m/s MAX=14.0m/s( N )

N~E:60% E~S: 5% S~W: 4% W~N:30% Calm: 1% < 5 m/s:58% 5~10:39% 10~15: 3% >15: 0%

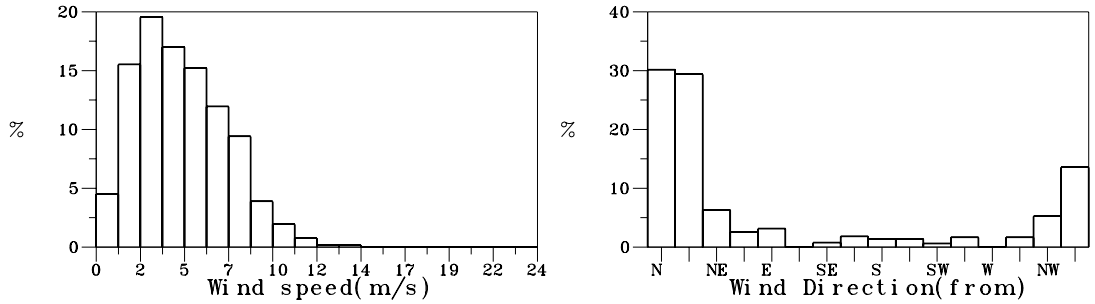


圖7.8.20 歷年 2月蘇澳港測站 W 風速及風向方塊圖

| W070PTW0.ISQ | Institute of Harbor & Marine Technology |
|---|---|

HISWB.BAT(PLIWI1BV.FOR) 2008. 9 . 18

Histogram of Wind

2007/03/01-2007/03/31 PT-W NO= 743(100%) MEAN= 4.4m/s MAX=14.2m/s( N )

N~E:50% E~S: 6% S~W:16% W~N:27% Calm: 1% < 5 m/s:63% 5~10:35% 10~15: 2% >15: 0%

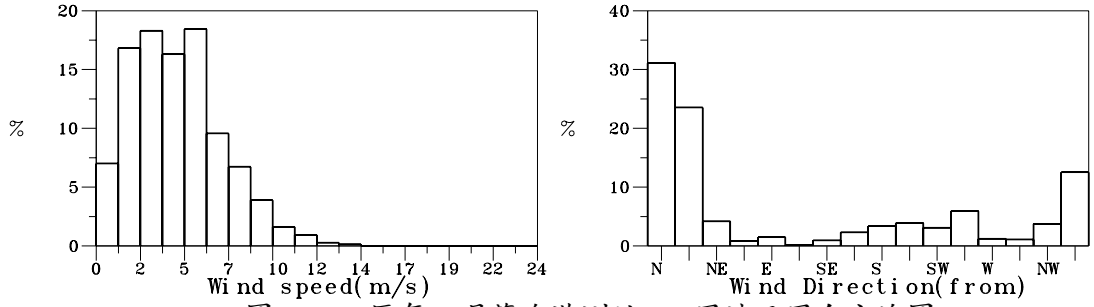


圖7.8.21 歷年 3月蘇澳港測站 W 風速及風向方塊圖

2007/04/01-2007/04/30 PT-W NO= 720(100%) MEAN= 4.2m/s MAX=13.5m/s( N )

N~E:47% E~S: 8% S~W:16% W~N:28% Calm: 1% < 5 m/s:67% 5~10:30% 10~15: 3% >15: 0%

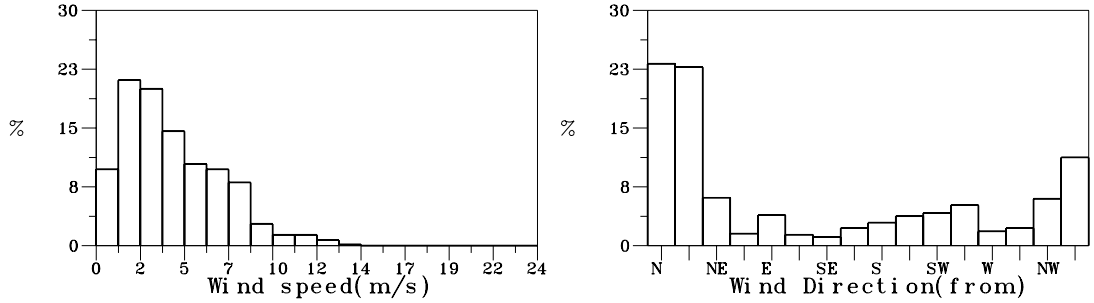


圖7.8.22 歷年 4月蘇澳港測站 W 風速及風向方塊圖

2007/05/01-2007/05/31 PT-W NO= 743(100%) MEAN= 3.0m/s MAX= 7.9m/s(NNW)

N~E:22% E~S:10% S~W:34% W~N:33% Calm: 1% < 5 m/s:91% 5~10: 9% 10~15: 0% >15: 0%

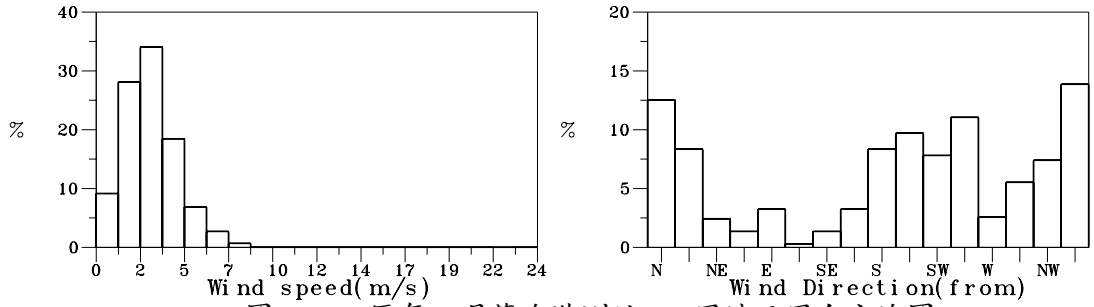


圖7.8.23 歷年 5月蘇澳港測站 W 風速及風向方塊圖

2007/06/01-2007/06/30 PT-W NO= 718(100%) MEAN= 3.4m/s MAX= 8.2m/s(SSW)

N~E: 8% E~S:25% S~W:54% W~N:12% Calm: 1% < 5 m/s:84% 5~10:16% 10~15: 0% >15: 0%

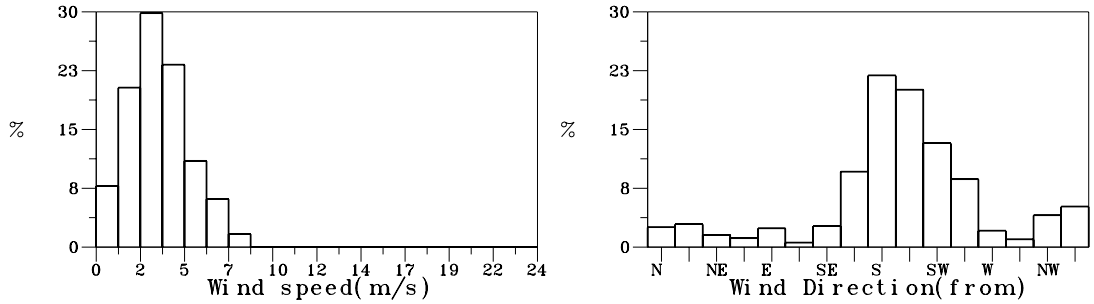


圖7.8.24 歷年 6月蘇澳港測站 W 風速及風向方塊圖

| W443PTW0.ISQ | Institute of Harbor & Marine Technology |
|---|---|

HISWB.BAT(PLIWI1BV.FOR) 2008. 9 . 18

Histogram of Wind

2007/07/01-2007/07/31 PT-W NO= 743(100%) MEAN= 3.0m/s MAX= 6.6m/s(SSE)

N~E: 8% E~S:21% S~W:51% W~N:20% Calm: 0% < 5 m/s:92% 5~10: 8% 10~15: 0% >15: 0%

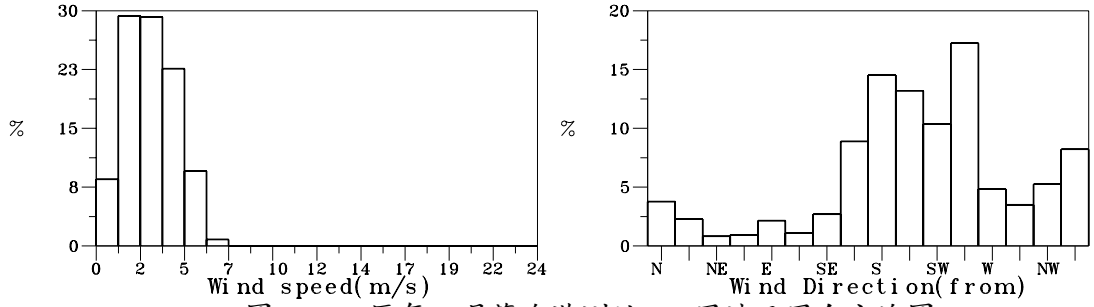


圖7.8.25 歷年 7月蘇澳港測站 W 風速及風向方塊圖

2006/08/11-2007/08/31 PT-W NO= 1234( 83%) MEAN= 3.3m/s MAX=13.8m/s( W )

N~E:14% E~S:26% S~W:33% W~N:26% Calm: 1% < 5 m/s:81% 5~10:18% 10~15: 1% >15: 0%

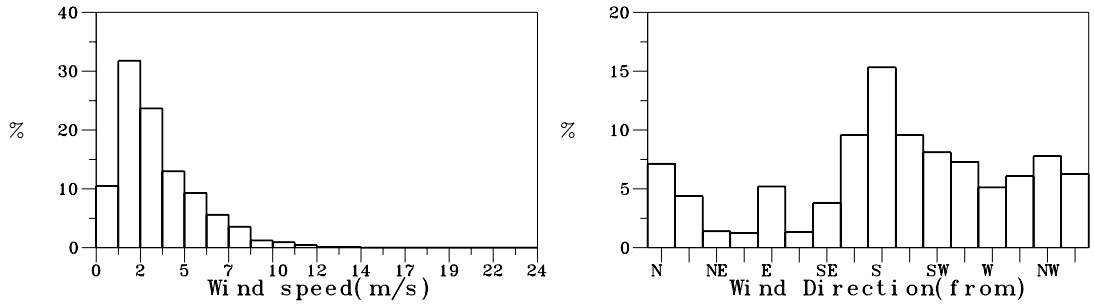


圖7.8.26 歷年 8月蘇澳港測站 W 風速及風向方塊圖

2006/09/01-2007/09/06 PT-W NO= 852( 59%) MEAN= 3.8m/s MAX=14.4m/s(WNW)

N~E:26% E~S:23% S~W:27% W~N:23% Calm: 1% < 5 m/s:76% 5~10:21% 10~15: 3% >15: 0%

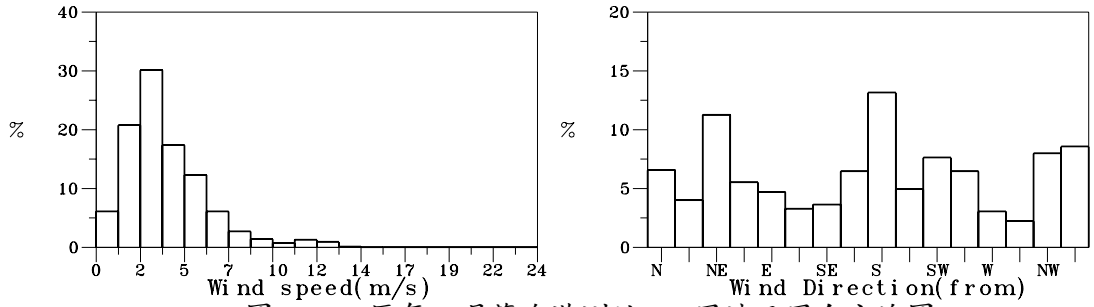


圖7.8.27 歷年 9月蘇澳港測站 W 風速及風向方塊圖

2006/10/01-2007/10/31 PT-W NO= 1485(100%) MEAN= 4.7m/s MAX=19.6m/s( N )

N~E:51% E~S:11% S~W: 9% W~N:28% Calm: 1% < 5 m/s:58% 5~10:38% 10~15: 3% >15: 1%

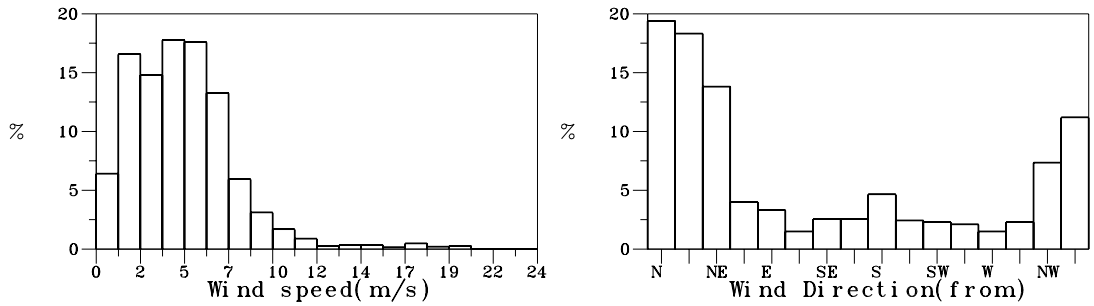


圖7.8.28 歷年10月蘇澳港測站 W 風速及風向方塊圖

| W447PTW0.ISQ | Institute of Harbor & Marine Technology |
|---|---|

HISWB.BAT(PLIWI1BV.FOR) 2008. 9 . 18

Histogram of Wind

2006/11/01-2007/11/30 PT-W NO= 1440(100%) MEAN= 5.4m/s MAX=17.5m/s( N )

N~E:61% E~S: 7% S~W: 4% W~N:28% Calm: 0% < 5 m/s:50% 5~10:43% 10~15: 6% >15: 1%

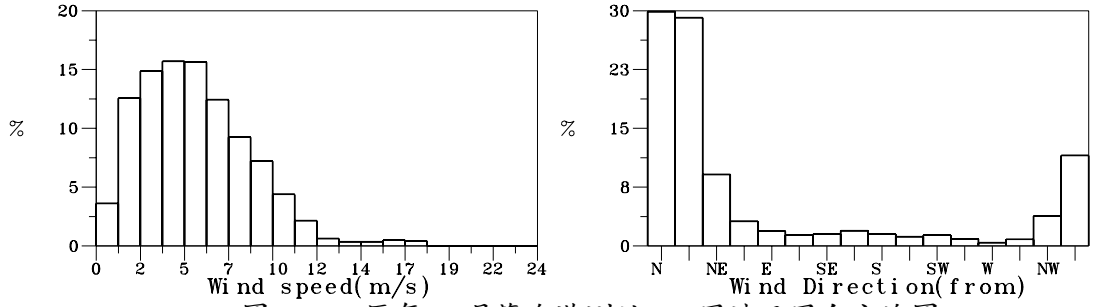


圖7.8.29 歷年11月蘇澳港測站 W 風速及風向方塊圖

2006/12/01-2007/02/28 PT-W NO= 2157(100%) MEAN= 5.8m/s MAX=14.0m/s( N )

N~E:76% E~S: 2% S~W: 1% W~N:21% Calm: 0% < 5 m/s:40% 5~10:53% 10~15: 7% >15: 0%

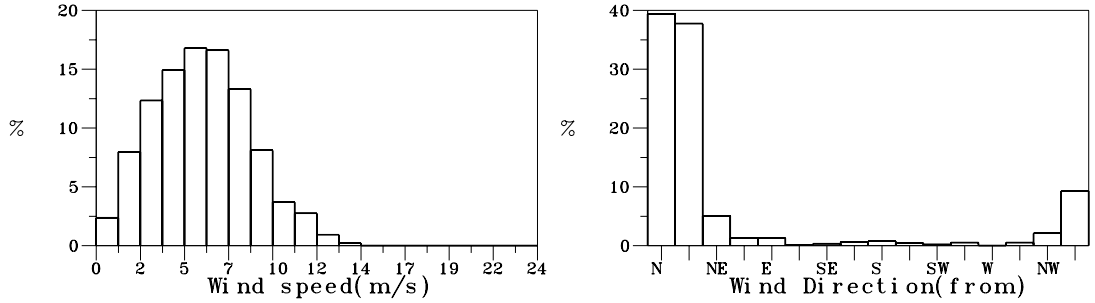


圖7.8.30 歷年冬季蘇澳港測站 W 風速及風向方塊圖

2007/03/01-2007/05/31 PT-W NO= 2206(100%) MEAN= 3.8m/s MAX=14.2m/s( N )

N~E:40% E~S: 8% S~W:22% W~N:29% Calm: 1% < 5 m/s:73% 5~10:25% 10~15: 2% >15: 0%

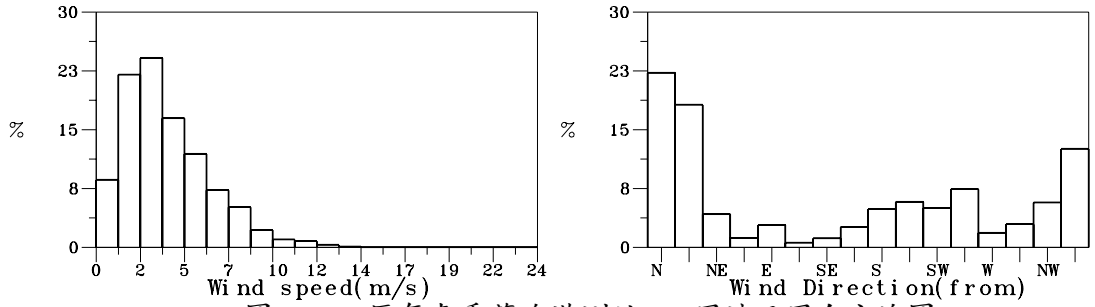


圖7.8.31 歷年春季蘇澳港測站 W 風速及風向方塊圖

2006/08/11-2007/08/31 PT-W NO= 2695( 91%) MEAN= 3.2m/s MAX=13.8m/s( W )

N~E:11% E~S:24% S~W:44% W~N:20% Calm: 1% < 5 m/s:84% 5~10:15% 10~15: 1% >15: 0%

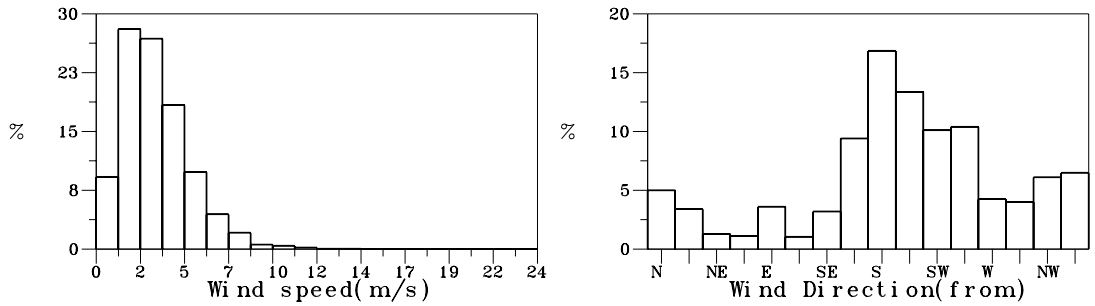


圖7.8.32 歷年夏季蘇澳港測站 W 風速及風向方塊圖

| W44BPTW0.ISQ | Institute of Harbor & Marine Technology |
|---|---|

HISWB.BAT(PLIWI1BV.FOR) 2008. 9 . 18

Histogram of Wind

2006/09/01-2007/11/30 PT-W NO= 3777( 86%) MEAN= 4.8m/s MAX=19.6m/s( N )

N~E:49% E~S:12% S~W:11% W~N:27% Calm: 1% < 5 m/s:59% 5~10:36% 10~15: 4% >15: 1%

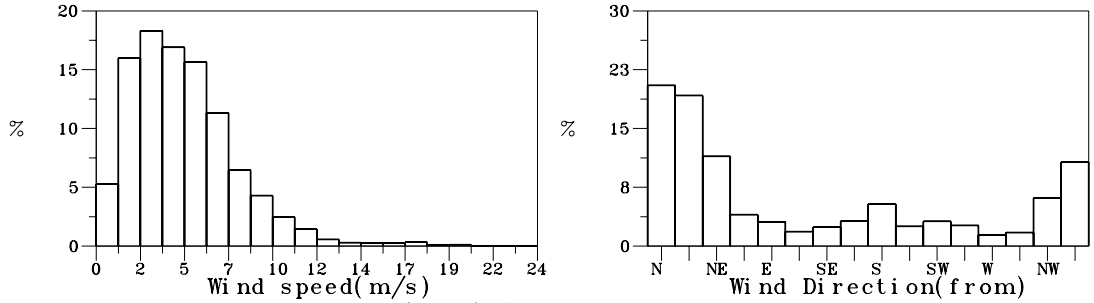


圖7.8.33 歷年秋季蘇澳港測站 W 風速及風向方塊圖

2006/08/11-2007/11/30 PT-W NO= 10835( 93%) MEAN= 4.4m/s MAX=19.6m/s( N )

N~E:42% E~S:12% S~W:20% W~N:25% Calm: 1% < 5 m/s:65% 5~10:32% 10~15: 3% >15: 0%

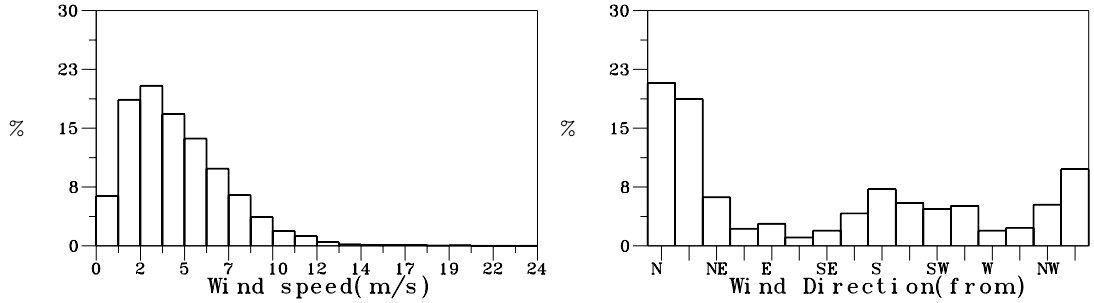


圖7.8.34 歷年全年蘇澳港測站 W 風速及風向方塊圖

# 第八章、2007年各港風玫瑰圖

（基隆港）
（臺北港）
（臺中港）
（安平港）
（高雄港）
（花蓮港）
（蘇澳港）
（布袋港）

# 8.1　2007年基隆港風力玫瑰圖

## Rose Diagram of Wind

2006/12/01-2006/12/25 KL-1
MEAN= 5.0m/s MAX=15.3m/s(NNW) NO= 353( 47%)
< 5 m/s:50% 5~10:48% 10~15: 2% >15: 0%
N~E:82% E~S: 6% S~W: 3% W~N: 8% Calm: 1%

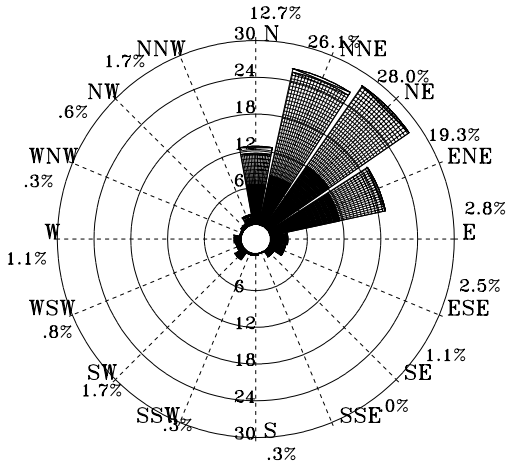


圖8.1.1 2006年12月基隆港1站風玫瑰圖

2007/01/01-2007/01/31 KL-1
MEAN= 3.3m/s MAX= 9.5m/s( N ) NO= 52( 7%)
< 5 m/s:77% 5~10:23% 10~15: 0% >15: 0%
N~E:58% E~S: 8% S~W:19% W~N:13% Calm: 2%

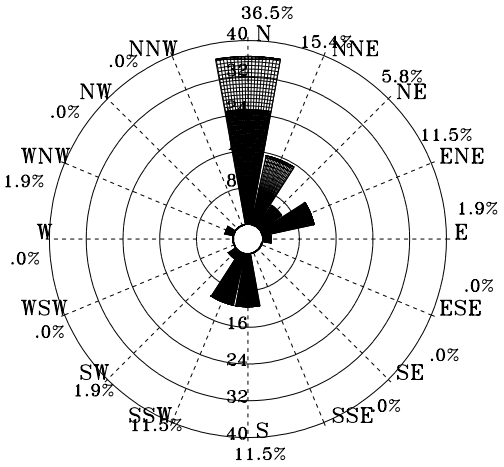


圖8.1.2 2007年 1月基隆港1站風玫瑰圖

2007/02/01-2007/02/28 KL-1
MEAN= 3.2m/s MAX=10.8m/s( N ) NO= 672(100%)
< 5 m/s:78% 5~10:22% 10~15: 0% >15: 0%
N~E:50% E~S: 8% S~W:22% W~N:18% Calm: 2%

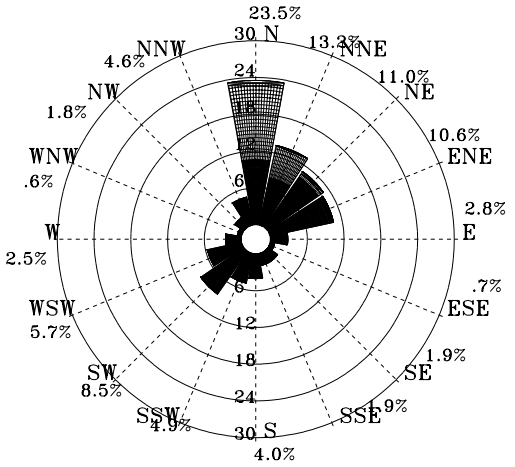


圖8.1.3 2007年 2月基隆港1站風玫瑰圖

2007/03/01-2007/03/31 KL-1
MEAN= 3.5m/s MAX=11.8m/s(NNE) NO= 744(100%)
< 5 m/s:72% 5~10:27% 10~15: 1% >15: 0%
N~E:53% E~S: 7% S~W:24% W~N:15% Calm: 1%

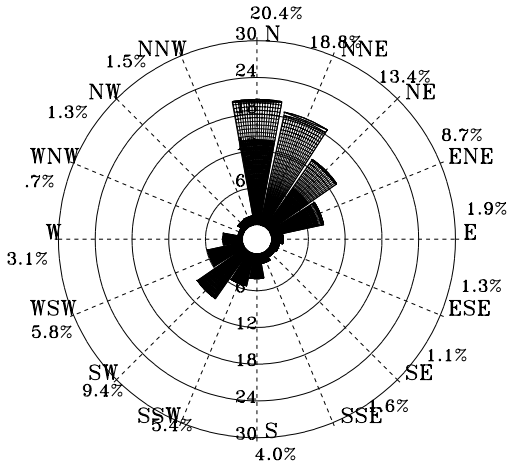


圖8.1.4 2007年 3月基隆港1站風玫瑰圖

.3 - 5m/s  5 - 10m/s  10 - 15m/s  15 - 20m/s  > 20m/s

| W06CKL10.RDB | Institute of Harbor & Marine Technology |
|---|---|

ROSWB.BAT(PLRWI2AV.FOR) 2008. 9 . 18

## Rose Diagram of Wind

2007/04/01-2007/04/30 KL-1
MEAN= 3.5m/s MAX=13.4m/s( N ) NO= 720(100%)
< 5 m/s:74% 5~10:24% 10~15: 2% >15: 0%
N~E:55% E~S: 9% S~W:19% W~N:16% Calm: 1%

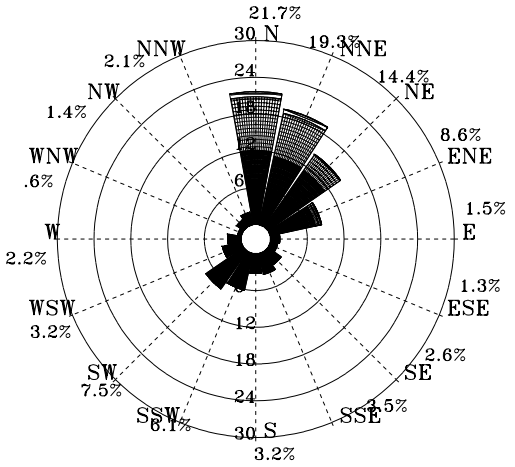


圖8.1.5 2007年 4月基隆港1站風玫瑰圖

2007/05/01-2007/05/31 KL-1
MEAN= 2.3m/s MAX= 8.5m/s( NE) NO= 744(100%)
< 5 m/s:94% 5~10: 6% 10~15: 0% >15: 0%
N~E:40% E~S:13% S~W:34% W~N:11% Calm: 2%

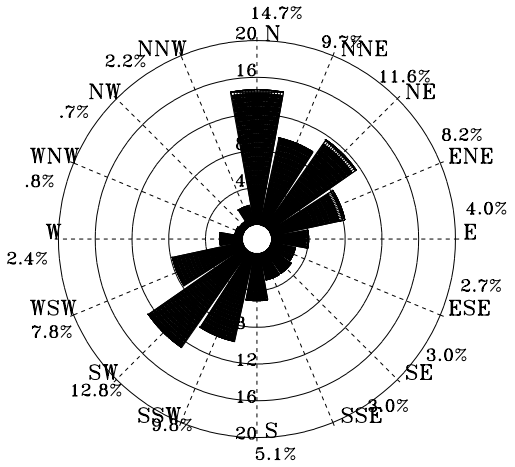


圖8.1.6 2007年 5月基隆港1站風玫瑰圖

2007/06/01-2007/06/30 KL-1
MEAN= 1.7m/s MAX= 6.9m/s(ENE) NO= 720(100%)
< 5 m/s:99% 5~10: 1% 10~15: 0% >15: 0%
N~E:38% E~S: 8% S~W:33% W~N:18% Calm: 3%

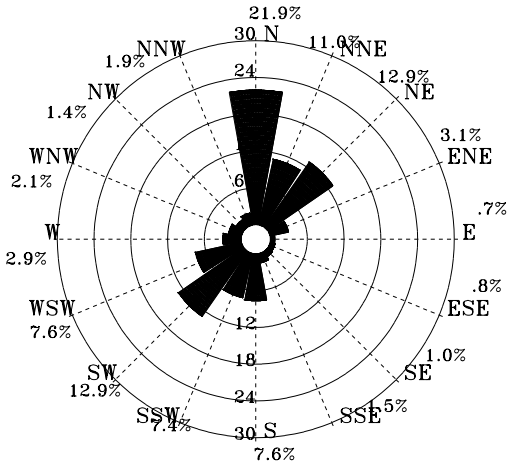


圖8.1.7 2007年 6月基隆港1站風玫瑰圖

2007/07/01-2007/07/31 KL-1
MEAN= 2.4m/s MAX= 6.6m/s( NW) NO= 744(100%)
< 5 m/s:97% 5~10: 3% 10~15: 0% >15: 0%
N~E:31% E~S: 9% S~W:49% W~N:10% Calm: 1%

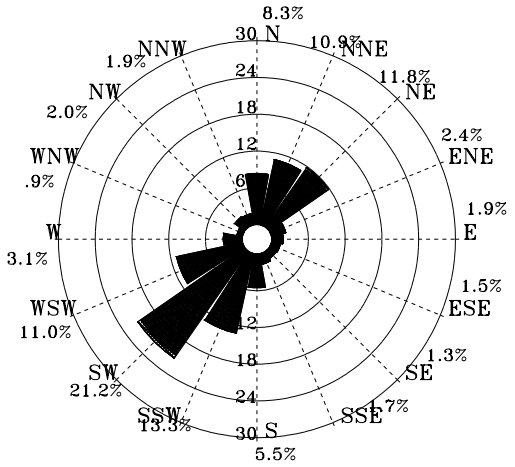


圖8.1.8 2007年 7月基隆港1站風玫瑰圖

.3 - 5m/s　　5 - 10m/s　　10 - 15m/s　　15 - 20m/s　　> 20m/s



| W074KL10.RDB | Institute of Harbor & Marine Technology |
|---|---|

ROSWB.BAT(PLRWI2AV.FOR) 2008. 9 . 18

Rose Diagram of Wind

2007/08/01-2007/08/31 KL-1
MEAN= 3.2m/s MAX=15.2m/s(ESE) NO= 744(100%)
< 5 m/s:86% 5~10:11% 10~15: 3% >15: 0%
N~E:32% E~S:21% S~W:41% W~N: 5% Calm: 1%

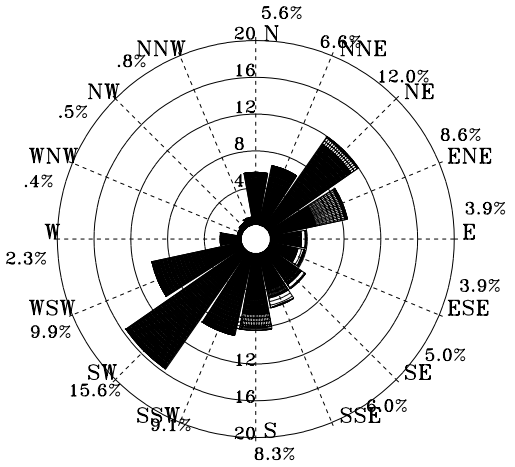


圖8.1.9 2007年 8月基隆港1站風玫瑰圖

2007/09/01-2007/09/30 KL-1
MEAN= 3.7m/s MAX=12.8m/s(NNE) NO= 720(100%)
< 5 m/s:77% 5~10:20% 10~15: 3% >15: 0%
N~E:60% E~S: 9% S~W:18% W~N:12% Calm: 1%

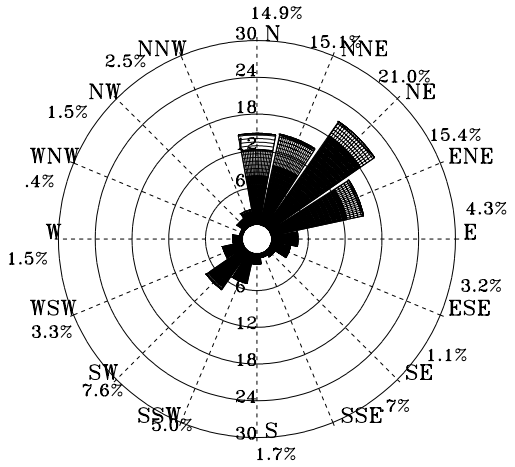


圖8.1.10 2007年 9月基隆港1站風玫瑰圖

2007/10/01-2007/10/29 KL-1
MEAN= 4.2m/s MAX=26.9m/s( N ) NO= 660( 89%)
< 5 m/s:66% 5~10:30% 10~15: 2% >15: 2%
N~E:78% E~S: 5% S~W: 8% W~N: 8% Calm: 1%

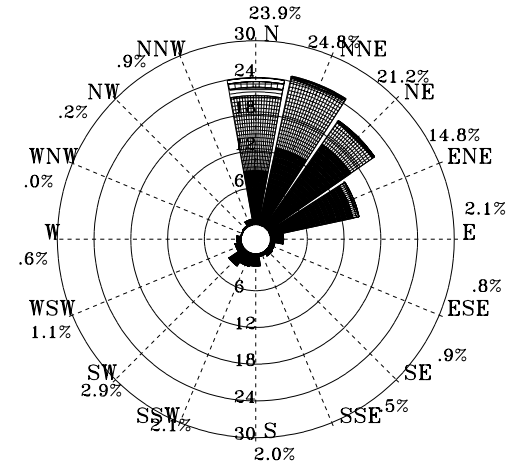


圖8.1.11 2007年10月基隆港1站風玫瑰圖

2007/11/01-2007/11/30 KL-1
MEAN= 5.8m/s MAX=15.2m/s( N ) NO= 710( 99%)
< 5 m/s:35% 5~10:55% 10~15:10% >15: 0%
N~E:84% E~S: 3% S~W: 0% W~N:11% Calm: 2%

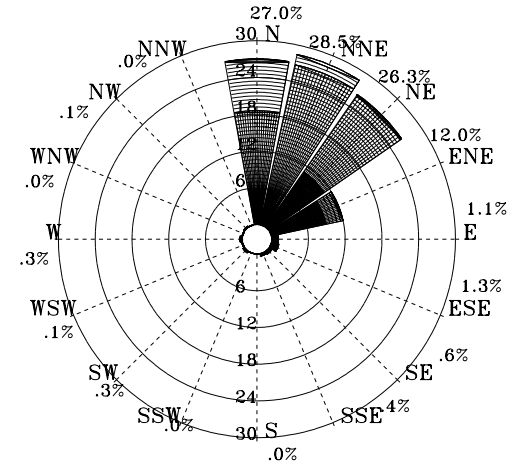


圖8.1.12 2007年11月基隆港1站風玫瑰圖

.3 - 5m/s　　5 - 10m/s　　10 - 15m/s　　15 - 20m/s　　> 20m/s

| W078KL10.RDB | Institute of Harbor & Marine Technology |
|---|---|

ROSWB.BAT(PLRWI2AV.FOR) 2008. 9 . 18

Rose Diagram of Wind

2006/12/01-2007/02/28 KL-1
MEAN= 3.8m/s MAX=15.3m/s(NNW) NO= 1077( 50%)
< 5 m/s:69% 5~10:30% 10~15: 1% >15: 0%
N~E:61% E~S: 7% S~W:16% W~N:15% Calm: 1%

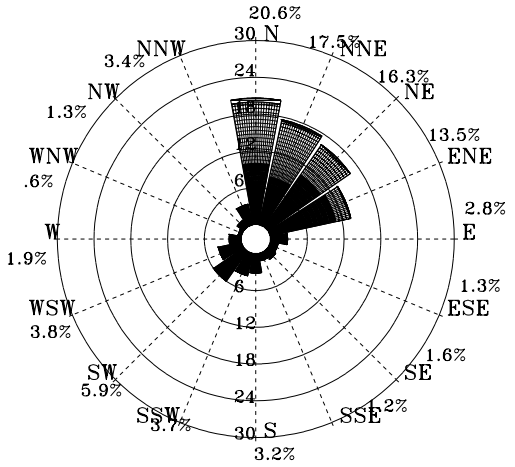


圖8.1.13 2007年冬季基隆港1站風玫瑰圖

2007/03/01-2007/05/31 KL-1
MEAN= 3.1m/s MAX=13.4m/s( N ) NO= 2208(100%)
< 5 m/s:80% 5~10:19% 10~15: 1% >15: 0%
N~E:49% E~S:10% S~W:26% W~N:14% Calm: 1%

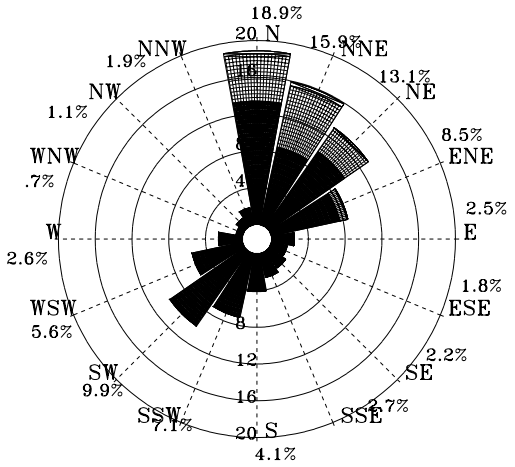


圖8.1.14 2007年春季基隆港1站風玫瑰圖

2007/06/01-2007/08/31 KL-1
MEAN= 2.4m/s MAX=15.2m/s(ESE) NO= 2208(100%)
< 5 m/s:94% 5~10: 5% 10~15: 1% >15: 0%
N~E:34% E~S:13% S~W:40% W~N:11% Calm: 2%

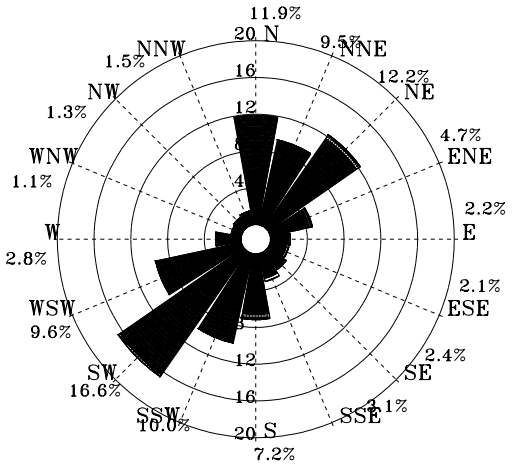


圖8.1.15 2007年夏季基隆港1站風玫瑰圖

2007/09/01-2007/11/30 KL-1
MEAN= 4.6m/s MAX=26.9m/s( N ) NO= 2090( 96%)
< 5 m/s:59% 5~10:35% 10~15: 5% >15: 1%
N~E:75% E~S: 5% S~W: 9% W~N:10% Calm: 1%

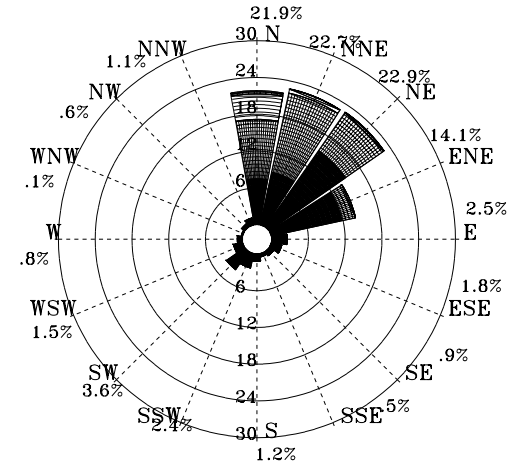


圖8.1.16 2007年秋季基隆港1站風玫瑰圖

.3 - 5m/s　　5 - 10m/s　　10 - 15m/s　　15 - 20m/s　　> 20m/s

W07WKL10.RDB | Institute of Harbor & Marine Technology

ROSWB.BAT(PLRWI2AV.FOR) 2008. 9 . 18

Rose Diagram of Wind

2006/12/01-2007/11/30 KL-1
MEAN= 3.4m/s MAX=26.9m/s( N ) NO= 7583( 87%)
< 5 m/s:77% 5~10:21% 10~15: 2% >15: 0%
N~E:54% E~S: 9% S~W:24% W~N:12% Calm: 1%

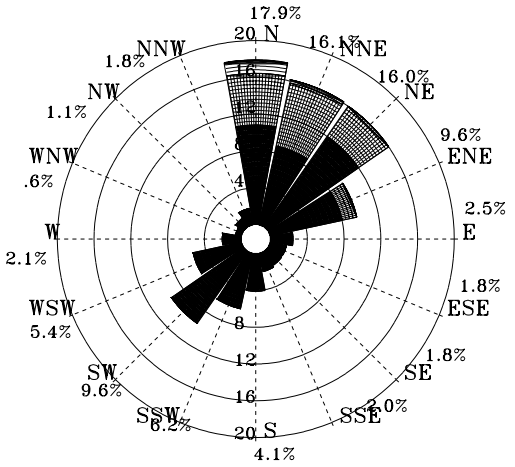


圖8.1.17 2007年全年基隆港1站風玫瑰圖

2002/12/01-2006/12/25 KL-1
MEAN= 4.4m/s MAX=15.3m/s(NNW) NO= 3326( 89%)
< 5 m/s:60% 5~10:38% 10~15: 2% >15: 0%
N~E:61% E~S:15% S~W:10% W~N:13% Calm: 1%

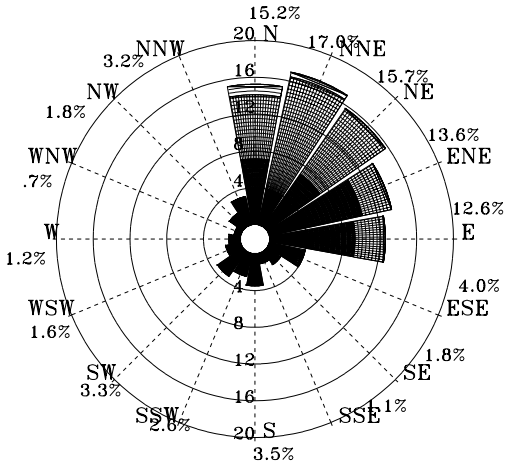


圖8.1.18 歷年12月基隆港1站風玫瑰圖

2003/01/01-2007/01/31 KL-1
MEAN= 4.0m/s MAX=15.4m/s(NNE) NO= 3028( 81%)
< 5 m/s:64% 5~10:35% 10~15: 1% >15: 0%
N~E:62% E~S: 7% S~W:14% W~N:16% Calm: 1%

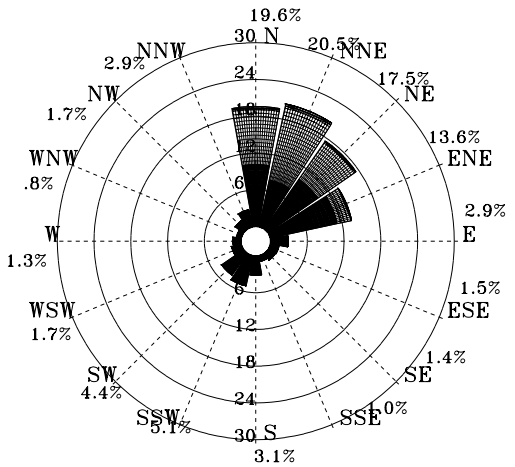


圖8.1.19 歷年 1月基隆港1站風玫瑰圖

2003/02/01-2007/02/28 KL-1
MEAN= 3.5m/s MAX=12.7m/s( N ) NO= 3292( 97%)
< 5 m/s:73% 5~10:26% 10~15: 1% >15: 0%
N~E:61% E~S: 7% S~W:17% W~N:13% Calm: 2%

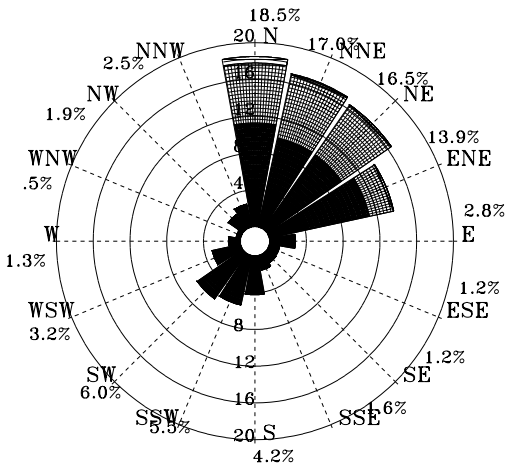


圖8.1.20 歷年 2月基隆港1站風玫瑰圖

.3 - 5m/s　　5 - 10m/s　　10 - 15m/s　　15 - 20m/s　　> 20m/s



| W070KL10.RDB | Institute of Harbor & Marine Technology |
|---|---|

ROSWB.BAT(PLRWI2AV.FOR) 2008. 9 . 18

Rose Diagram of Wind

2003/03/01-2007/03/31 KL-1

MEAN= 3.7m/s MAX=13.9m/s( N ) NO= 3720(100%)

< 5 m/s:73% 5~10:26% 10~15: 1% >15: 0%

N~E:59% E~S: 8% S~W:18% W~N:13% Calm: 2%

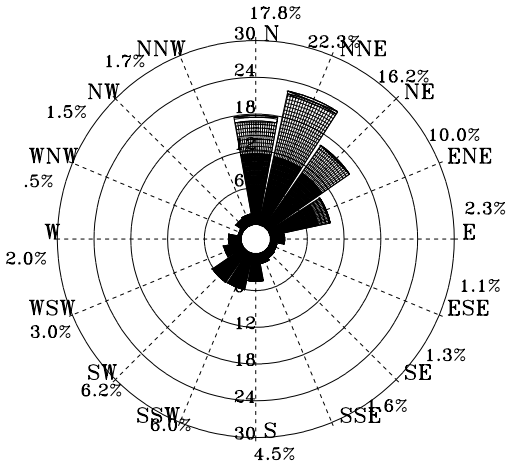


圖8.1.21 歷年 3月基隆港1站風玫瑰圖

2003/04/01-2007/04/30 KL-1

MEAN= 2.9m/s MAX=13.4m/s( N ) NO= 3600(100%)

< 5 m/s:84% 5~10:16% 10~15: 0% >15: 0%

N~E:55% E~S:11% S~W:21% W~N:11% Calm: 2%

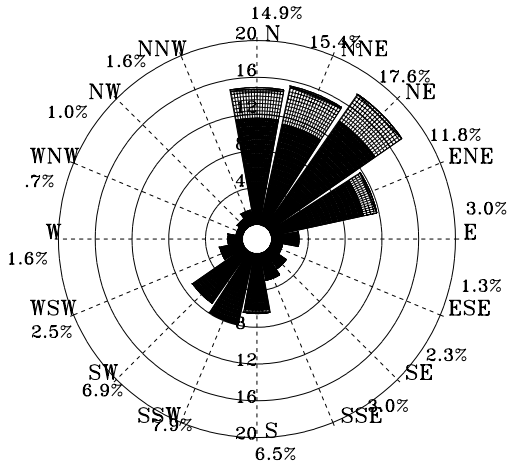


圖8.1.22 歷年 4月基隆港1站風玫瑰圖

2003/05/01-2007/05/31 KL-1

MEAN= 2.4m/s MAX=12.3m/s(NNW) NO= 3720(100%)

< 5 m/s:91% 5~10: 9% 10~15: 0% >15: 0%

N~E:49% E~S:11% S~W:27% W~N:11% Calm: 2%

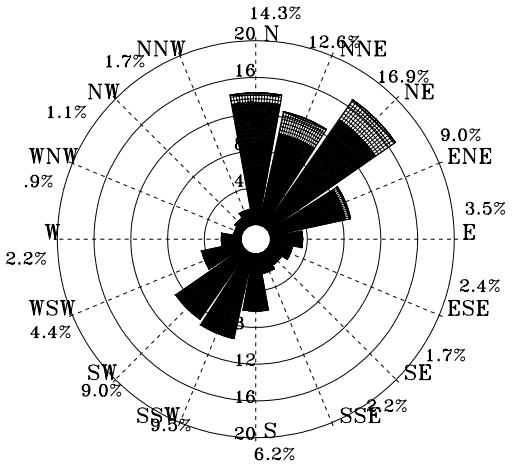


圖8.1.23 歷年 5月基隆港1站風玫瑰圖

2002/06/24-2007/06/30 KL-1

MEAN= 2.1m/s MAX=10.9m/s( NE) NO= 3686( 85%)

< 5 m/s:96% 5~10: 4% 10~15: 0% >15: 0%

N~E:43% E~S:11% S~W:31% W~N:13% Calm: 2%

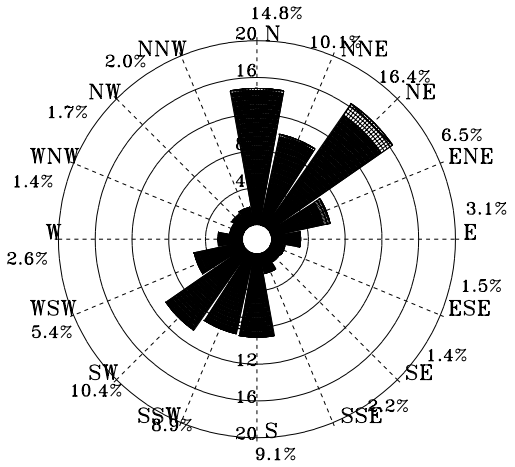


圖8.1.24 歷年 6月基隆港1站風玫瑰圖

.3 - 5m/s　　5 - 10m/s　　10 - 15m/s　　15 - 20m/s　　> 20m/s

| W443KL10.RDB | Institute of Harbor & Marine Technology |
|---|---|

ROSWB.BAT(PLRWI2AV.FOR) 2008. 9 . 18

Rose Diagram of Wind

2002/07/01-2007/07/31 KL-1
MEAN= 2.8m/s MAX=20.1m/s( NE) NO= 4422( 99%)
< 5 m/s:87% 5~10:11% 10~15: 2% >15: 0%
N~E:29% E~S:21% S~W:34% W~N:14% Calm: 2%

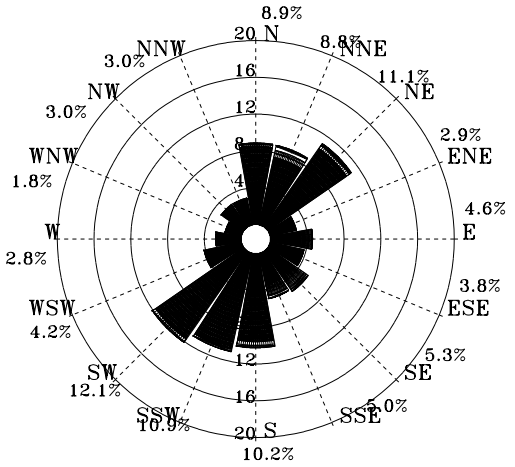


圖8.1.25 歷年 7月基隆港1站風玫瑰圖

2002/08/01-2007/08/31 KL-1
MEAN= 3.1m/s MAX=20.1m/s( N ) NO= 4464(100%)
< 5 m/s:85% 5~10:13% 10~15: 2% >15: 0%
N~E:31% E~S:27% S~W:30% W~N:11% Calm: 1%

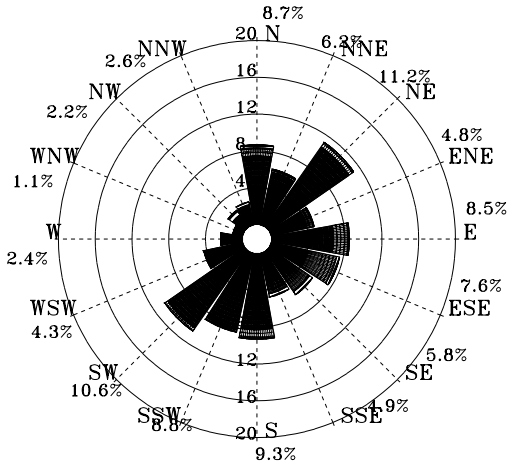


圖8.1.26 歷年 8月基隆港1站風玫瑰圖

2002/09/01-2007/09/30 KL-1
MEAN= 3.5m/s MAX=26.1m/s(ENE) NO= 4289( 99%)
< 5 m/s:78% 5~10:19% 10~15: 3% >15: 0%
N~E:47% E~S:22% S~W:17% W~N:13% Calm: 1%

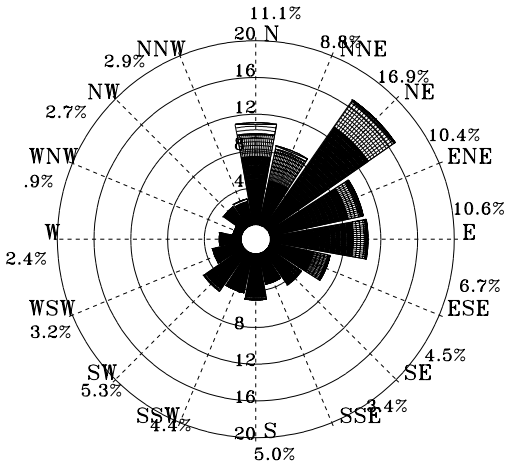


圖8.1.27 歷年 9月基隆港1站風玫瑰圖

2002/10/01-2007/10/29 KL-1
MEAN= 4.3m/s MAX=26.9m/s( N ) NO= 4379( 98%)
< 5 m/s:64% 5~10:34% 10~15: 2% >15: 0%
N~E:68% E~S:15% S~W: 7% W~N: 9% Calm: 1%

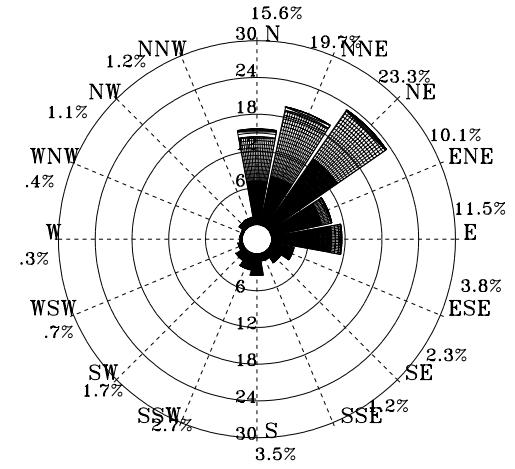


圖8.1.28 歷年10月基隆港1站風玫瑰圖

.3 - 5m/s　　5 - 10m/s　　10 - 15m/s　　15 - 20m/s　　> 20m/s

W447KL10.RDB　　Institute of Harbor & Marine Technology

ROSWB.BAT(PLRWI2AV.FOR)　　2008. 9 . 18

Rose Diagram of Wind

2002/11/01-2007/11/30 KL-1
MEAN= 4.3m/s MAX=15.2m/s( N ) NO= 4310(100%)
< 5 m/s:61% 5~10:36% 10~15: 3% >15: 0%
N~E:67% E~S:15% S~W: 8% W~N: 8% Calm: 2%

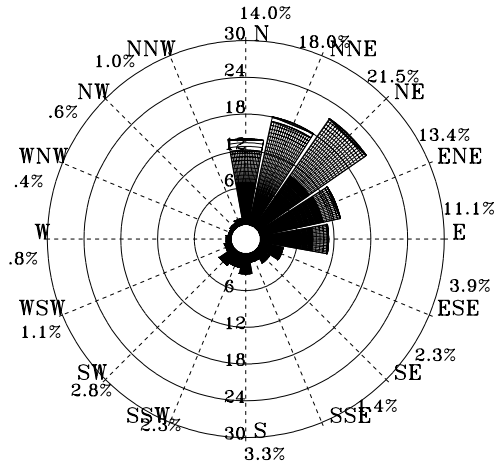


圖8.1.29 歷年11月基隆港1站風玫瑰圖

2002/12/01-2007/02/28 KL-1
MEAN= 4.0m/s MAX=15.4m/s(NNE) NO= 9646( 89%)
< 5 m/s:66% 5~10:33% 10~15: 1% >15: 0%
N~E:61% E~S:10% S~W:14% W~N:14% Calm: 1%

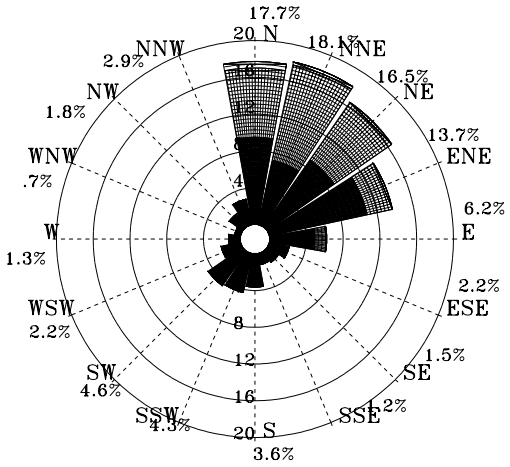


圖8.1.30 歷年冬季基隆港1站風玫瑰圖

2003/03/01-2007/05/31 KL-1
MEAN= 3.0m/s MAX=13.9m/s( N ) NO= 11040(100%)
< 5 m/s:82% 5~10:17% 10~15: 1% >15: 0%
N~E:54% E~S:10% S~W:22% W~N:12% Calm: 2%

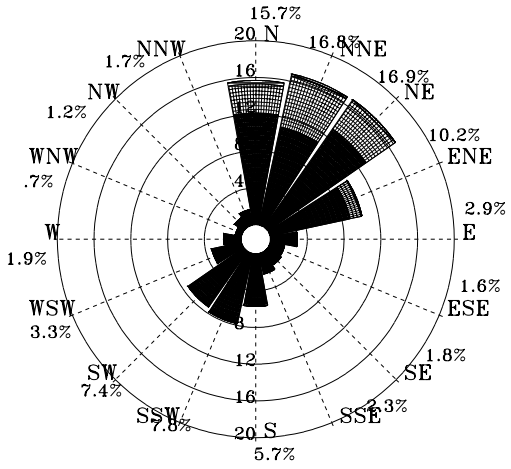


圖8.1.31 歷年春季基隆港1站風玫瑰圖

2002/06/24-2007/08/31 KL-1
MEAN= 2.7m/s MAX=20.1m/s( NE) NO= 12572( 95%)
< 5 m/s:89% 5~10:10% 10~15: 1% >15: 0%
N~E:33% E~S:20% S~W:32% W~N:13% Calm: 2%

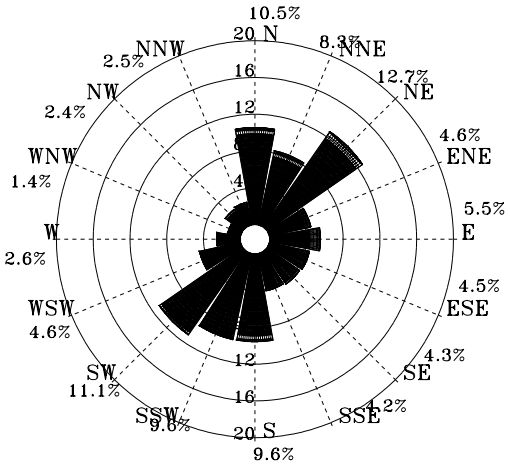


圖8.1.32 歷年夏季基隆港1站風玫瑰圖

.3 - 5m/s　　5 - 10m/s　　10 - 15m/s　　15 - 20m/s　　> 20m/s



| W44BKL10.RDB | Institute of Harbor & Marine Technology |
|---|---|

ROSWB.BAT(PLRWI2AV.FOR) 2008. 9 . 18

Rose Diagram of Wind

2002/09/01-2007/11/30 KL-1

MEAN= 4.1m/s MAX=26.9m/s( N ) NO= 12978( 99%)

< 5 m/s:67% 5~10:30% 10~15: 3% >15: 0%

N~E:61% E~S:17% S~W:11% W~N:10% Calm: 1%

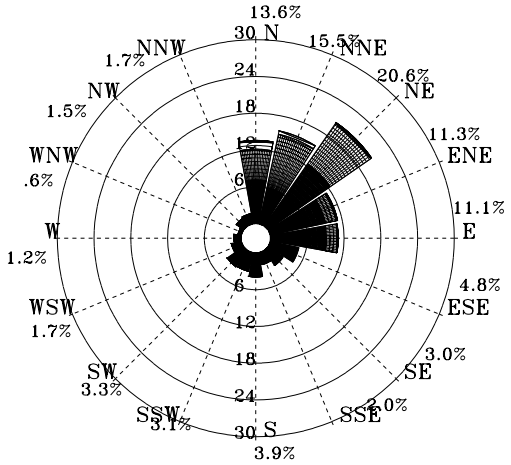


圖8.1.33 歷年秋季基隆港1站風玫瑰圖

2002/06/24-2007/11/30 KL-1

MEAN= 3.4m/s MAX=26.9m/s( N ) NO= 46236( 96%)

< 5 m/s:77% 5~10:22% 10~15: 1% >15: 0%

N~E:51% E~S:15% S~W:20% W~N:12% Calm: 2%

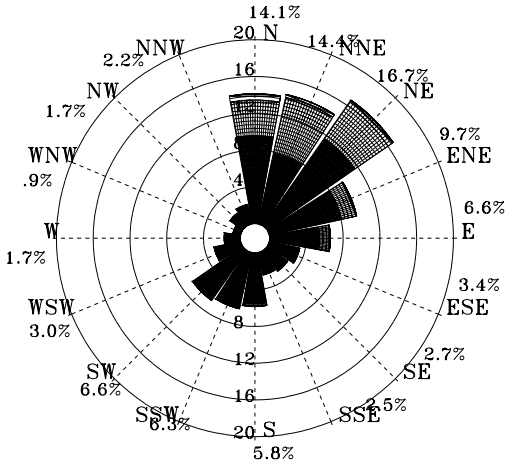


圖8.1.34 歷年全年基隆港1站風玫瑰圖

.3 - 5m/s　　5 - 10m/s　　10 - 15m/s　　15 - 20m/s　　> 20m/s

W44FKL10.RDB　　Institute of Harbor & Marine Technology

ROSWB.BAT(PLRWI2AV.FOR)　　2008. 9 . 18

Rose Diagram of Wind

2006/12/01-2006/12/31 KL-W
MEAN= 4.2m/s MAX=10.2m/s( N ) NO= 730( 98%)
< 5 m/s:63% 5~10:37% 10~15: 0% >15: 0%
N~E:83% E~S: 6% S~W: 5% W~N: 4% Calm: 2%

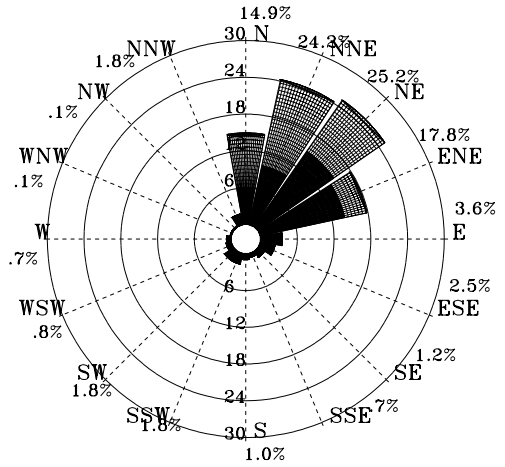


圖8.1.35 2006年12月基隆港 W 站風玫瑰圖

2007/01/01-2007/01/31 KL-W
MEAN= 3.6m/s MAX=10.7m/s( N ) NO= 742(100%)
< 5 m/s:74% 5~10:26% 10~15: 0% >15: 0%
N~E:76% E~S: 3% S~W:12% W~N: 7% Calm: 2%

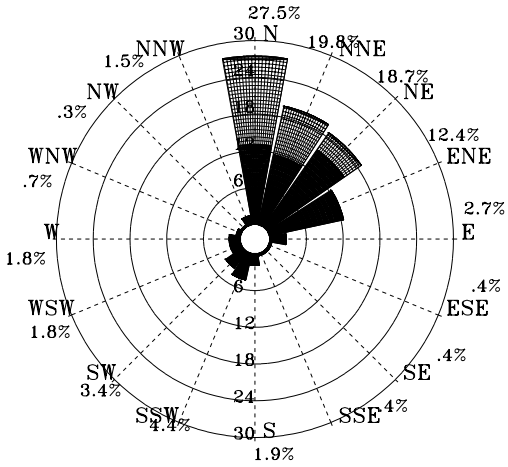


圖8.1.36 2007年 1月基隆港 W 站風玫瑰圖

2007/02/01-2007/02/28 KL-W
MEAN= 2.7m/s MAX= 9.3m/s( N ) NO= 672(100%)
< 5 m/s:89% 5~10:11% 10~15: 0% >15: 0%
N~E:54% E~S: 7% S~W:24% W~N:12% Calm: 3%

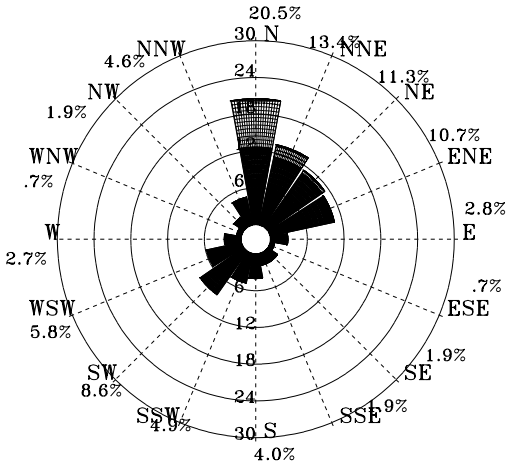


圖8.1.37 2007年 2月基隆港 W 站風玫瑰圖

2007/03/01-2007/03/31 KL-W
MEAN= 2.9m/s MAX= 7.8m/s(NNE) NO= 743(100%)
< 5 m/s:83% 5~10:17% 10~15: 0% >15: 0%
N~E:57% E~S: 6% S~W:25% W~N: 8% Calm: 4%

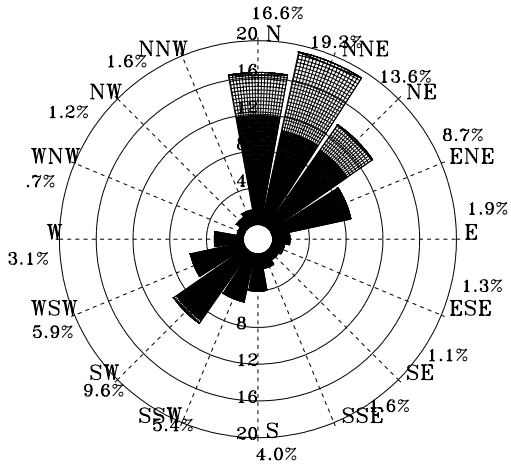


圖8.1.38 2007年 3月基隆港 W 站風玫瑰圖

.3 - 5m/s　　5 - 10m/s　　10 - 15m/s　　15 - 20m/s　　> 20m/s



| W06CKLW0.RDB | Institute of Harbor & Marine Technology |
|---|---|

ROSWB.BAT(PLRWI2AV.FOR)　　2008. 9 . 18

Rose Diagram of Wind

2007/04/01-2007/04/30 KL-W
MEAN= 2.7m/s MAX=11.8m/s( N ) NO= 720(100%)
< 5 m/s:88% 5~10:12% 10~15: 0% >15: 0%
N~E:56% E~S:10% S~W:20% W~N: 8% Calm: 6%

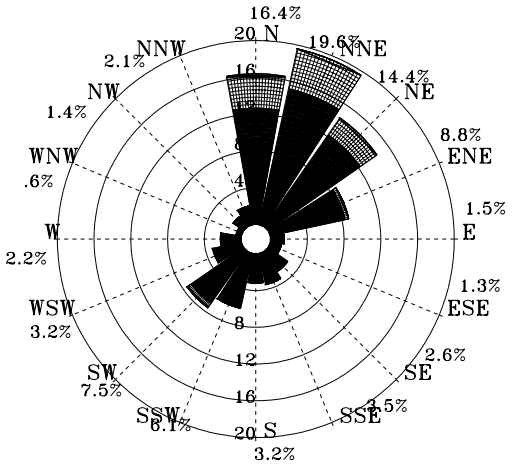


圖8.1.39 2007年 4月基隆港 W 站風玫瑰圖

2007/05/01-2007/05/31 KL-W
MEAN= 2.1m/s MAX= 6.5m/s( N ) NO= 744(100%)
< 5 m/s:98% 5~10: 2% 10~15: 0% >15: 0%
N~E:38% E~S:12% S~W:37% W~N: 6% Calm: 7%

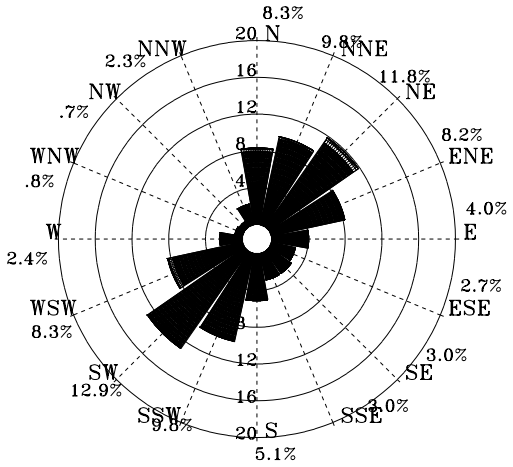


圖8.1.40 2007年 5月基隆港 W 站風玫瑰圖

2007/06/01-2007/06/30 KL-W
MEAN= 1.7m/s MAX= 6.3m/s(NNE) NO= 710( 99%)
< 5 m/s:99% 5~10: 1% 10~15: 0% >15: 0%
N~E:36% E~S: 4% S~W:36% W~N:10% Calm:14%

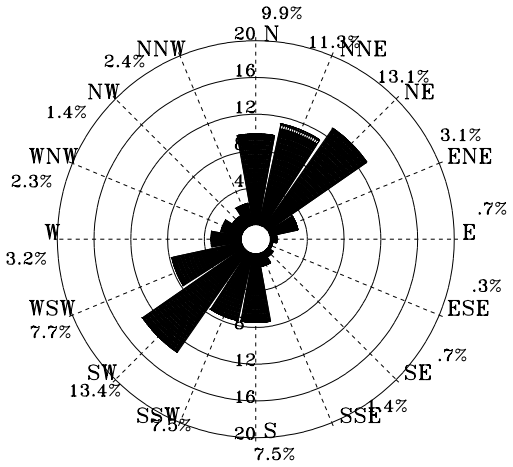


圖8.1.41 2007年 6月基隆港 W 站風玫瑰圖

2007/07/01-2007/07/31 KL-W
MEAN= 2.5m/s MAX=11.0m/s( NE) NO= 742(100%)
< 5 m/s:95% 5~10: 5% 10~15: 0% >15: 0%
N~E:30% E~S: 8% S~W:50% W~N: 8% Calm: 4%

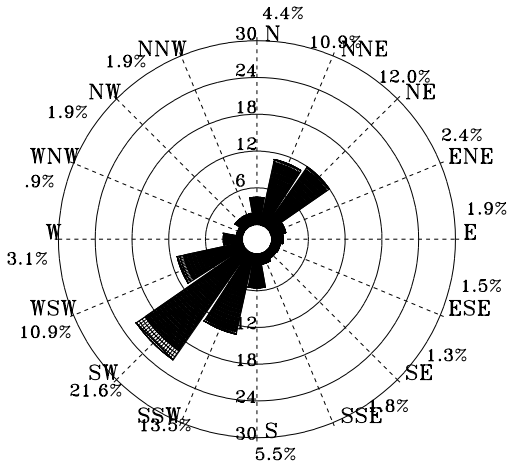


圖8.1.42 2007年 7月基隆港 W 站風玫瑰圖

.3 - 5m/s　　5 - 10m/s　　10 - 15m/s　　15 - 20m/s　　> 20m/s



W074KLW0.RDB　　Institute of Harbor & Marine Technology

ROSWB.BAT(PLRWI2AV.FOR)　　2008. 9 . 18

Rose Diagram of Wind

2007/08/01-2007/08/31 KL-W

MEAN= 2.9m/s MAX=10.5m/s(ENE) NO= 744(100%)

< 5 m/s:85% 5~10:14% 10~15: 1% >15: 0%

N~E:32% E~S:19% S~W:42% W~N: 4% Calm: 3%

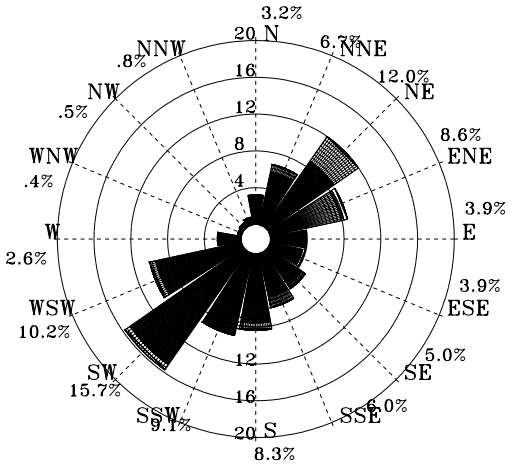


圖8.1.43 2007年 8 月基隆港 W 站風玫瑰圖

2007/09/01-2007/09/30 KL-W

MEAN= 3.3m/s MAX=10.4m/s( N ) NO= 716( 99%)

< 5 m/s:84% 5~10:16% 10~15: 0% >15: 0%

N~E:64% E~S: 8% S~W:18% W~N: 6% Calm: 4%

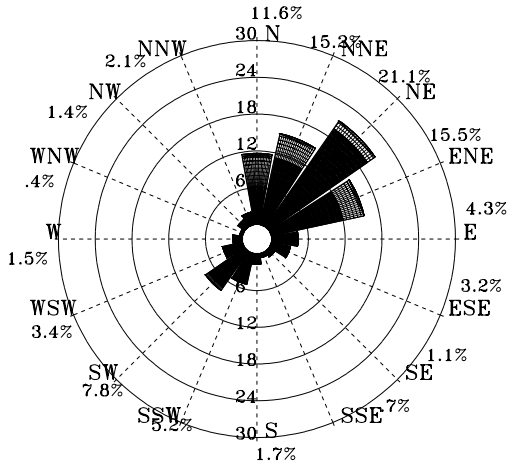


圖8.1.44 2007年 9 月基隆港 W 站風玫瑰圖

2007/10/01-2007/10/31 KL-W

MEAN= 3.9m/s MAX=22.8m/s( N ) NO= 743(100%)

< 5 m/s:77% 5~10:19% 10~15: 2% >15: 2%

N~E:85% E~S: 4% S~W: 7% W~N: 1% Calm: 3%

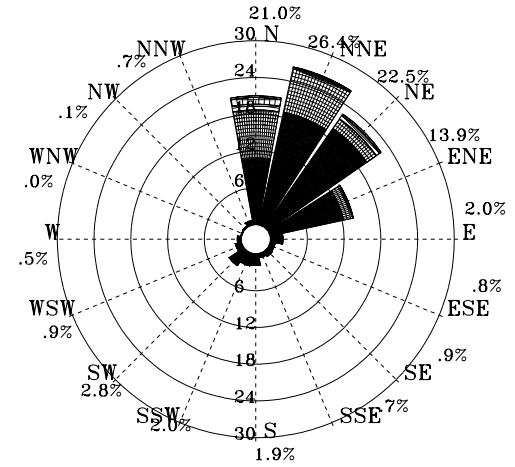


圖8.1.45 2007年10 月基隆港 W 站風玫瑰圖

2007/11/01-2007/11/30 KL-W

MEAN= 4.8m/s MAX=13.9m/s( N ) NO= 720(100%)

< 5 m/s:53% 5~10:44% 10~15: 3% >15: 0%

N~E:92% E~S: 3% S~W: 1% W~N: 1% Calm: 3%

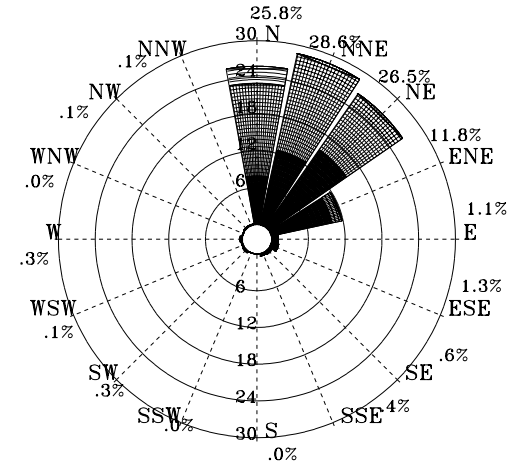


圖8.1.46 2007年11 月基隆港 W 站風玫瑰圖

.3 - 5m/s 5 - 10m/s 10 - 15m/s 15 - 20m/s > 20m/s



| W078KLW0.RDB | Institute of Harbor & Marine Technology |
|---|---|

ROSWB.BAT(PLRWI2AV.FOR) 2008. 9 . 18

Rose Diagram of Wind

2006/12/01-2007/02/28 KL-W
MEAN= 3.5m/s MAX=10.7m/s( N ) NO= 2144( 99%)
< 5 m/s:75% 5~10:25% 10~15: 0% >15: 0%
N~E:73% E~S: 5% S~W:13% W~N: 7% Calm: 2%

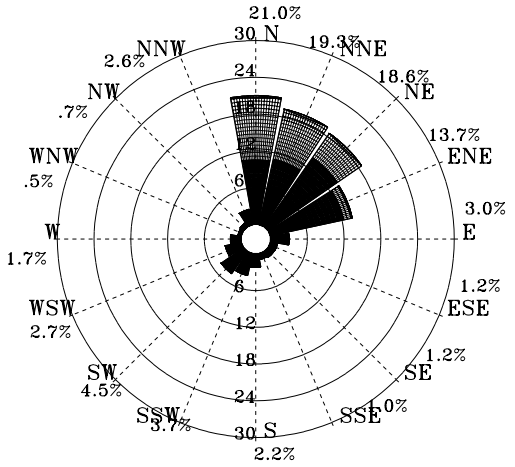


圖8.1.47 2007年冬季基隆港 W 站風玫瑰圖

2007/03/01-2007/05/31 KL-W
MEAN= 2.6m/s MAX=11.8m/s( N ) NO= 2207(100%)
< 5 m/s:89% 5~10:11% 10~15: 0% >15: 0%
N~E:50% E~S: 9% S~W:27% W~N: 8% Calm: 6%

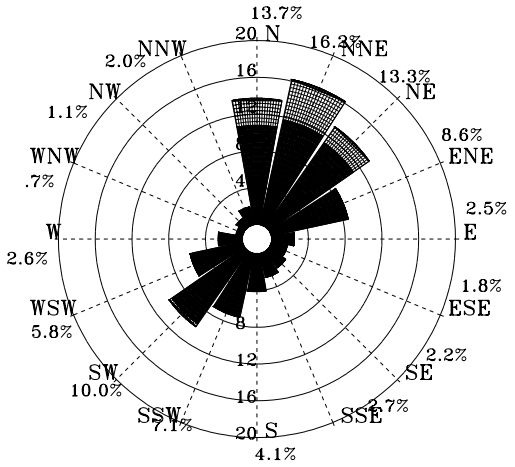


圖8.1.48 2007年春季基隆港 W 站風玫瑰圖

2007/06/01-2007/08/31 KL-W
MEAN= 2.4m/s MAX=11.0m/s( NE) NO= 2196( 99%)
< 5 m/s:93% 5~10: 7% 10~15: 0% >15: 0%
N~E:32% E~S:10% S~W:44% W~N: 7% Calm: 7%

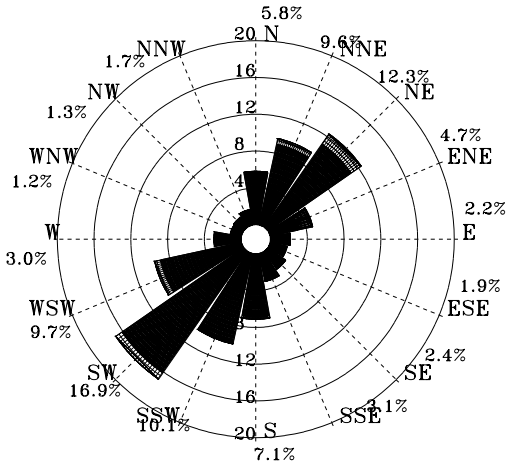


圖8.1.49 2007年夏季基隆港 W 站風玫瑰圖

2007/09/01-2007/11/30 KL-W
MEAN= 4.0m/s MAX=22.8m/s( N ) NO= 2179(100%)
< 5 m/s:71% 5~10:26% 10~15: 2% >15: 1%
N~E:80% E~S: 5% S~W: 9% W~N: 3% Calm: 3%

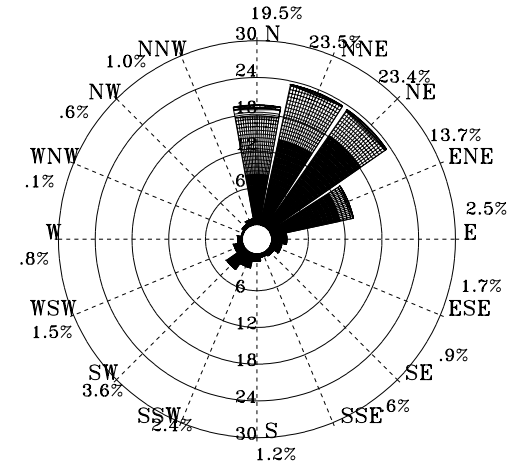


圖8.1.50 2007年秋季基隆港 W 站風玫瑰圖

.3 - 5m/s　　5 - 10m/s　　10 - 15m/s　　15 - 20m/s　　> 20m/s

W07WKLW0.RDB　　Institute of Harbor & Marine Technology

ROSWB.BAT(PLRWI2AV.FOR)　　2008. 9 . 18

Rose Diagram of Wind

2006/12/01-2007/11/30 KL-W
MEAN= 3.1m/s MAX=22.8m/s( N ) NO= 8726(100%)
< 5 m/s:82% 5~10:17% 10~15: 1% >15: 0%
N~E:59% E~S: 7% S~W:23% W~N: 6% Calm: 5%

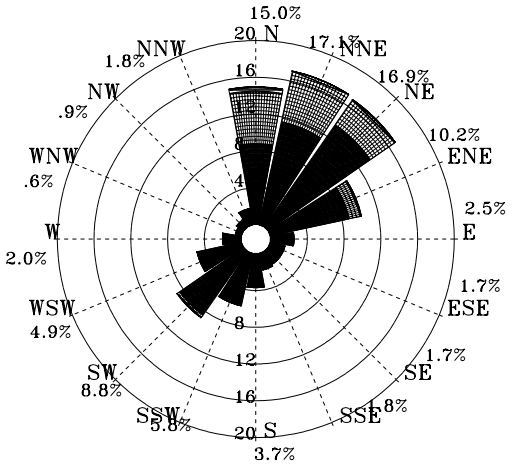


圖8.1.51 2007年全年基隆港 W 站風玫瑰圖

1999/12/01-2006/12/31 KL-W
MEAN= 3.6m/s MAX=11.2m/s( N ) NO= 5912( 99%)
< 5 m/s:74% 5~10:26% 10~15: 0% >15: 0%
N~E:67% E~S:14% S~W: 9% W~N: 7% Calm: 3%

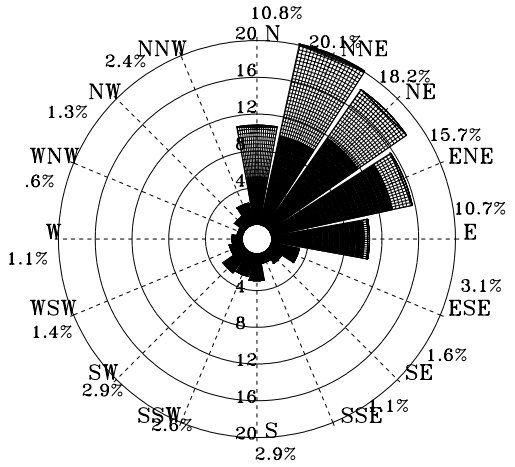


圖8.1.52 歷年12月基隆港 W 站風玫瑰圖

1999/01/01-2007/01/31 KL-W
MEAN= 3.2m/s MAX=12.9m/s( N ) NO= 6494( 97%)
< 5 m/s:80% 5~10:20% 10~15: 0% >15: 0%
N~E:61% E~S:12% S~W:15% W~N: 8% Calm: 4%

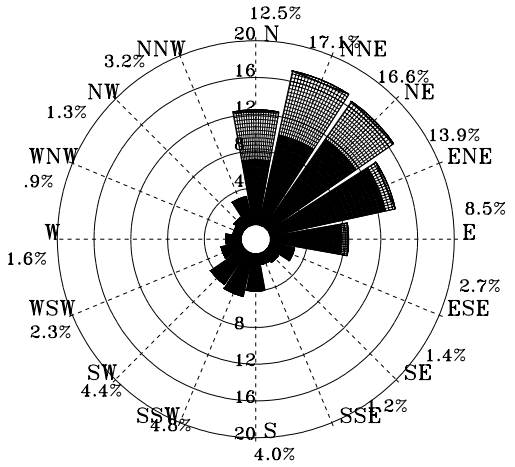


圖8.1.53 歷年 1 月基隆港 W 站風玫瑰圖

1999/02/01-2007/02/28 KL-W
MEAN= 3.2m/s MAX=11.9m/s(NNE) NO= 6056( 99%)
< 5 m/s:81% 5~10:19% 10~15: 0% >15: 0%
N~E:59% E~S:13% S~W:16% W~N: 7% Calm: 5%

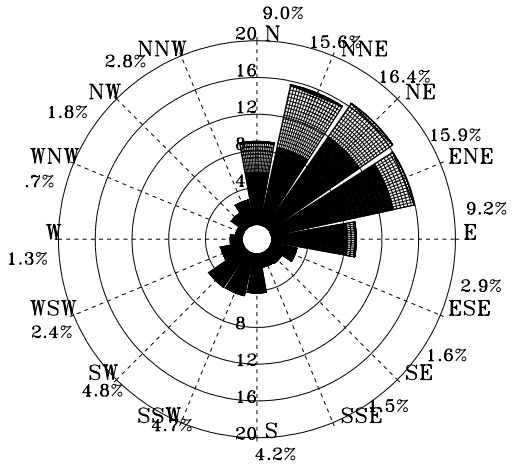


圖8.1.54 歷年 2 月基隆港 W 站風玫瑰圖

.3 - 5m/s　　5 - 10m/s　　10 - 15m/s　　15 - 20m/s　　> 20m/s



| W070KLW0.RDB | Institute of Harbor & Marine Technology |
|---|---|

ROSWB.BAT(PLRWI2AV.FOR) 2008. 9 . 18

Rose Diagram of Wind

1999/03/01-2007/03/31 KL-W
MEAN= 2.9m/s MAX=12.4m/s( N ) NO= 6626( 99%)
< 5 m/s:85% 5~10:15% 10~15: 0% >15: 0%
N~E:54% E~S:12% S~W:20% W~N: 9% Calm: 5%

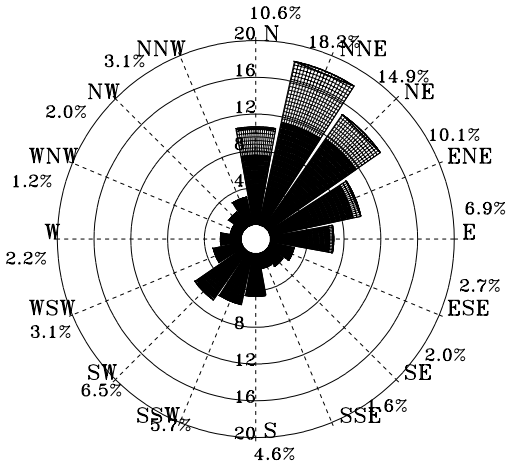


圖8.1.55 歷年 3月基隆港 W 站風玫瑰圖

1999/04/01-2007/04/30 KL-W
MEAN= 2.6m/s MAX=11.8m/s( N ) NO= 6394( 99%)
< 5 m/s:90% 5~10:10% 10~15: 0% >15: 0%
N~E:49% E~S:16% S~W:21% W~N: 8% Calm: 6%

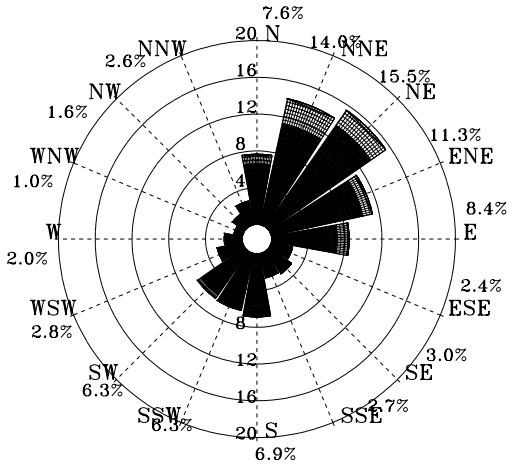


圖8.1.56 歷年 4月基隆港 W 站風玫瑰圖

1999/05/01-2007/05/31 KL-W
MEAN= 2.3m/s MAX= 9.6m/s( N ) NO= 6624( 99%)
< 5 m/s:95% 5~10: 5% 10~15: 0% >15: 0%
N~E:43% E~S:17% S~W:26% W~N: 7% Calm: 7%

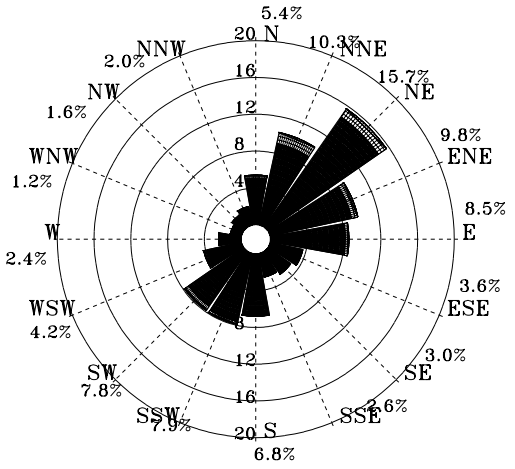


圖8.1.57 歷年 5月基隆港 W 站風玫瑰圖

1999/06/01-2007/06/30 KL-W
MEAN= 2.2m/s MAX=11.6m/s(SSE) NO= 6426( 99%)
< 5 m/s:95% 5~10: 5% 10~15: 0% >15: 0%
N~E:36% E~S:14% S~W:35% W~N: 8% Calm: 7%

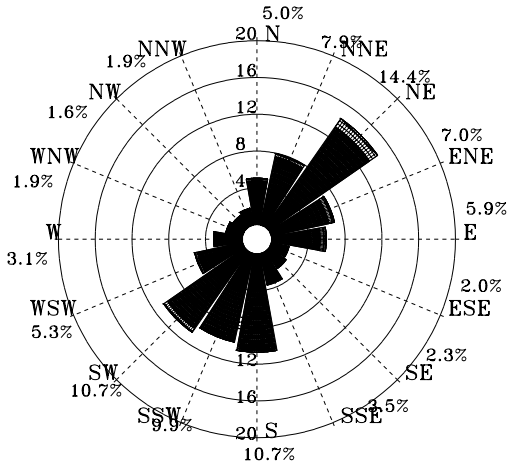


圖8.1.58 歷年 6月基隆港 W 站風玫瑰圖

.3 - 5m/s　　5 - 10m/s　　10 - 15m/s　　15 - 20m/s　　> 20m/s



W443KLW0.RDB　　Institute of Harbor & Marine Technology

ROSWB.BAT(PLRWI2AV.FOR)　　2008. 9 . 18

Rose Diagram of Wind

1999/07/01-2007/07/31 KL-W
MEAN= 2.6m/s MAX=17.8m/s( NE) NO= 6677(100%)
< 5 m/s:92% 5~10: 8% 10~15: 0% >15: 0%
N~E:28% E~S:22% S~W:37% W~N: 9% Calm: 4%

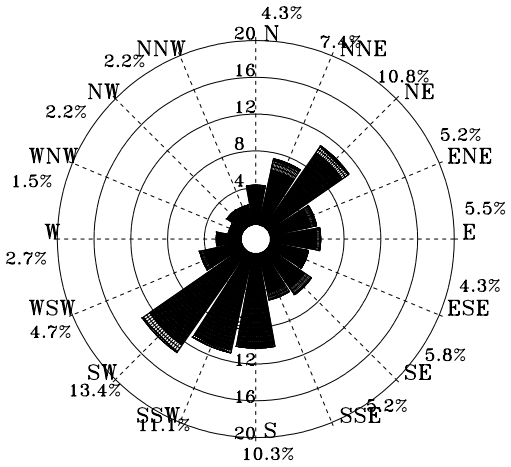


圖8.1.59 歷年 7月基隆港 W 站風玫瑰圖

1999/08/01-2007/08/31 KL-W
MEAN= 2.7m/s MAX=19.2m/s( N ) NO= 6675(100%)
< 5 m/s:90% 5~10: 9% 10~15: 1% >15: 0%
N~E:31% E~S:23% S~W:36% W~N: 7% Calm: 3%

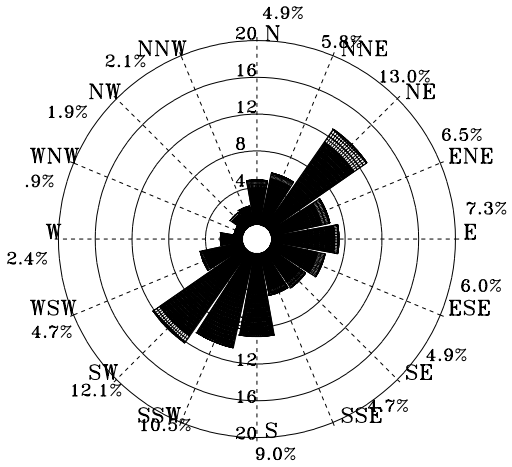


圖8.1.60 歷年 8月基隆港 W 站風玫瑰圖

1999/09/01-2007/09/30 KL-W
MEAN= 3.0m/s MAX=20.9m/s( N ) NO= 6436( 99%)
< 5 m/s:85% 5~10:14% 10~15: 1% >15: 0%
N~E:45% E~S:22% S~W:20% W~N: 9% Calm: 4%

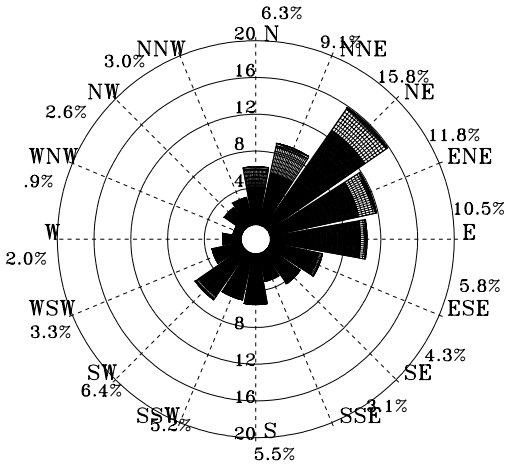


圖8.1.61 歷年 9月基隆港 W 站風玫瑰圖

1999/10/01-2007/10/31 KL-W
MEAN= 3.6m/s MAX=22.8m/s( N ) NO= 6651( 99%)
< 5 m/s:76% 5~10:23% 10~15: 1% >15: 0%
N~E:70% E~S:16% S~W: 8% W~N: 3% Calm: 3%

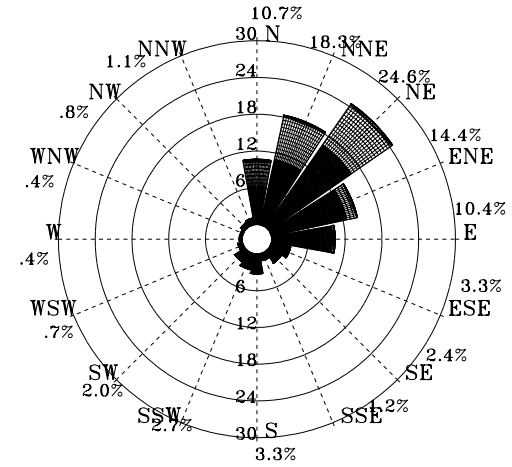


圖8.1.62 歷年10月基隆港 W 站風玫瑰圖

.3 - 5m/s　　5 - 10m/s　　10 - 15m/s　　15 - 20m/s　　> 20m/s



| W447KLW0.RDB | Institute of Harbor & Marine Technology |
|---|---|

ROSWB.BAT(PLRWI2AV.FOR) 2008. 9 . 18

## Rose Diagram of Wind

1999/11/01-2007/11/30 KL-W
MEAN= 3.6m/s MAX=19.1m/s( N ) NO= 6427( 99%)
< 5 m/s:75% 5~10:25% 10~15: 0% >15: 0%
N~E:71% E~S:14% S~W: 8% W~N: 3% Calm: 4%

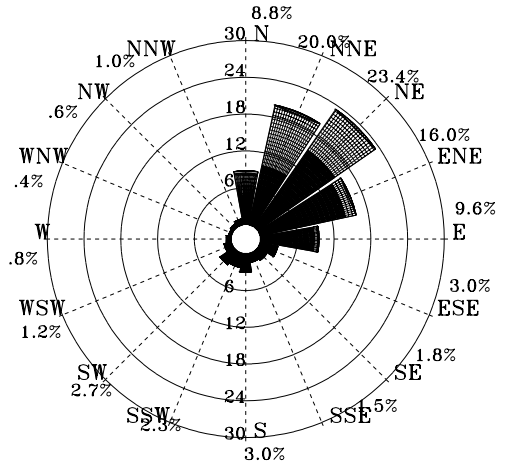


圖8.1.63 歷年11月基隆港 W 站風玫瑰圖

1999/01/01-2007/02/28 KL-W
MEAN= 3.3m/s MAX=12.9m/s( N ) NO= 18462( 98%)
< 5 m/s:79% 5~10:21% 10~15: 0% >15: 0%
N~E:63% E~S:13% S~W:13% W~N: 7% Calm: 4%

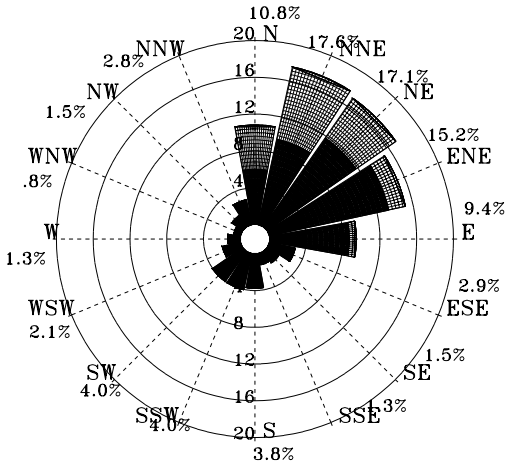


圖8.1.64 歷年冬季基隆港 W 站風玫瑰圖

1999/03/01-2007/05/31 KL-W
MEAN= 2.6m/s MAX=12.4m/s( N ) NO= 19644( 99%)
< 5 m/s:90% 5~10:10% 10~15: 0% >15: 0%
N~E:49% E~S:15% S~W:22% W~N: 8% Calm: 6%

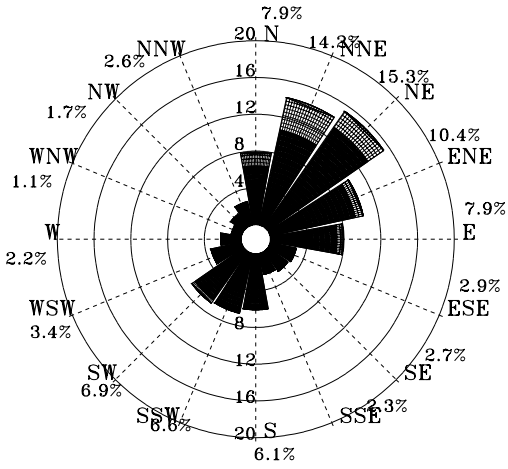


圖8.1.65 歷年春季基隆港 W 站風玫瑰圖

1999/06/01-2007/08/31 KL-W
MEAN= 2.5m/s MAX=19.2m/s( N ) NO= 19778(100%)
< 5 m/s:93% 5~10: 7% 10~15: 0% >15: 0%
N~E:32% E~S:20% S~W:35% W~N: 8% Calm: 5%

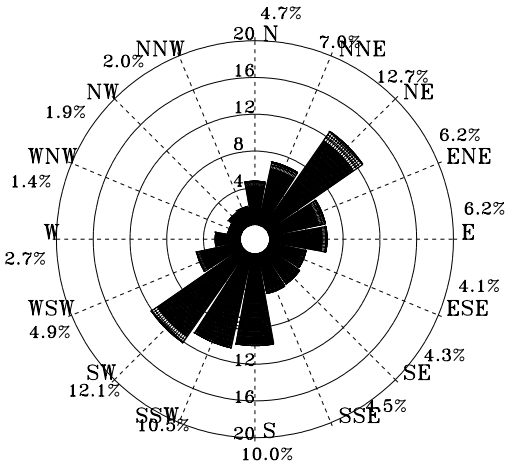


圖8.1.66 歷年夏季基隆港 W 站風玫瑰圖

.3 - 5m/s　　5 - 10m/s　　10 - 15m/s　　15 - 20m/s　　> 20m/s



W44BKLW0.RDB | Institute of Harbor & Marine Technology

ROSWB.BAT(PLRWI2AV.FOR) 2008. 9 . 18

Rose Diagram of Wind

1999/09/01-2007/11/30 KL-W

MEAN= 3.4m/s MAX=22.8m/s( N ) NO= 19514( 99%)

< 5 m/s:78% 5~10:21% 10~15: 1% >15: 0%

N~E:62% E~S:17% S~W:12% W~N: 5% Calm: 4%

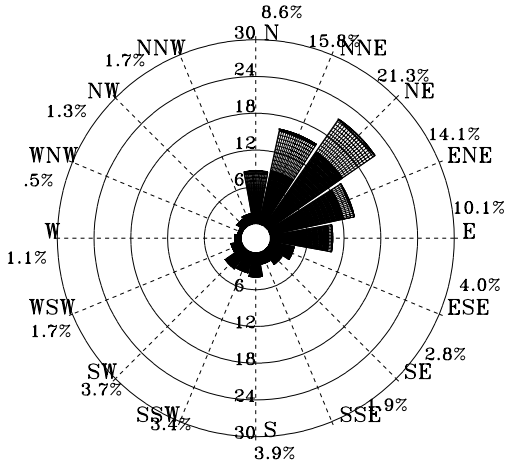


圖8.1.67 歷年秋季基隆港 W 站風玫瑰圖

1999/01/01-2007/11/30 KL-W

MEAN= 2.9m/s MAX=22.8m/s( N ) NO= 77398( 99%)

< 5 m/s:85% 5~10:15% 10~15: 0% >15: 0%

N~E:51% E~S:16% S~W:21% W~N: 7% Calm: 5%

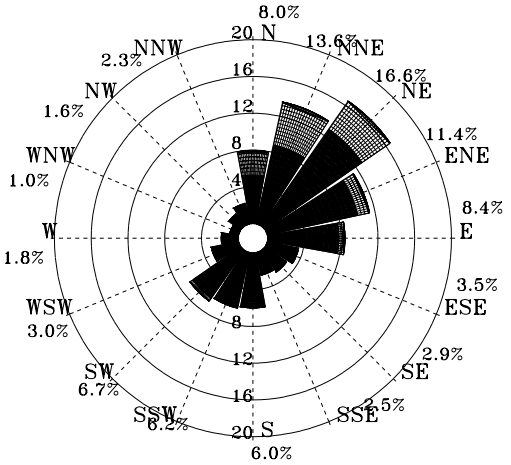


圖8.1.68 歷年全年基隆港 W 站風玫瑰圖

.3 - 5m/s　　5 - 10m/s　　10 - 15m/s　　15 - 20m/s　　> 20m/s

W44FKLW0.RDB　　Institute of Harbor & Marine Technology

ROSWB.BAT(PLRWI2AV.FOR)　　2008. 9 . 18

## 8.2　2007年臺北港風力玫瑰圖

## Rose Diagram of Wind

2006/12/01-2006/12/31 TP-1
MEAN= 9.9m/s MAX=18.6m/s( NE) NO= 744(100%)
< 5 m/s:12% 5~10:35% 10~15:49% >15: 4%
N~E:84% E~S:12% S~W: 1% W~N: 3% Calm: 0%

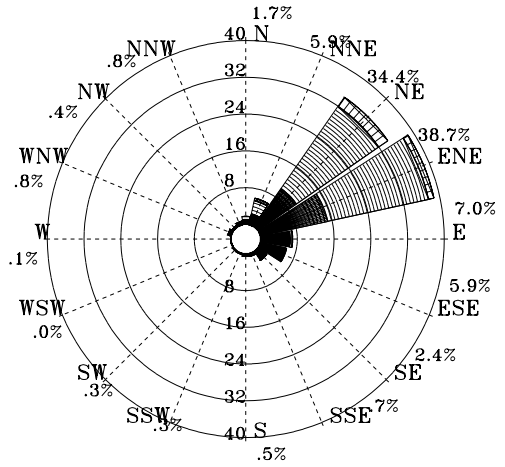


圖8.2.1 2006年12月臺北港1站風玫瑰圖

2007/01/01-2007/01/31 TP-1
MEAN= 9.2m/s MAX=18.4m/s( NE) NO= 740( 99%)
< 5 m/s:14% 5~10:39% 10~15:46% >15: 1%
N~E:84% E~S:12% S~W: 1% W~N: 3% Calm: 0%

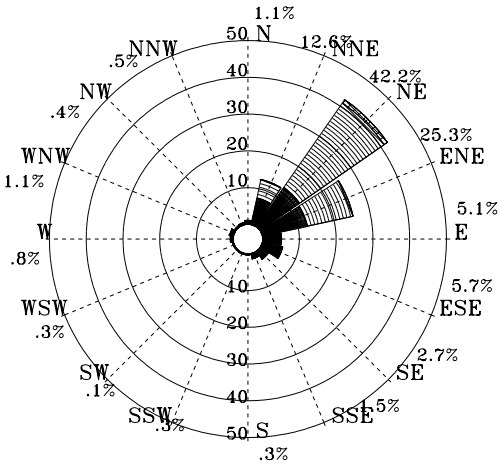


圖8.2.2 2007年 1月臺北港1站風玫瑰圖

2007/02/01-2007/02/28 TP-1
MEAN= 6.7m/s MAX=17.4m/s(ENE) NO= 646( 96%)
< 5 m/s:40% 5~10:36% 10~15:23% >15: 1%
N~E:62% E~S:18% S~W: 7% W~N:11% Calm: 2%

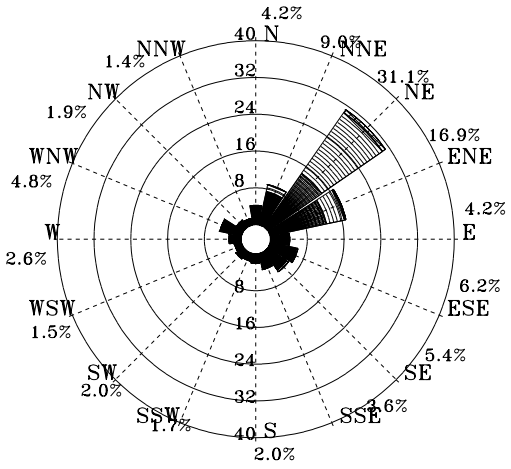


圖8.2.3 2007年 2月臺北港1站風玫瑰圖

2007/03/01-2007/03/11 TP-1
MEAN= 8.1m/s MAX=16.1m/s( NE) NO= 215( 29%)
< 5 m/s:35% 5~10:18% 10~15:44% >15: 3%
N~E:77% E~S: 7% S~W: 7% W~N: 7% Calm: 2%

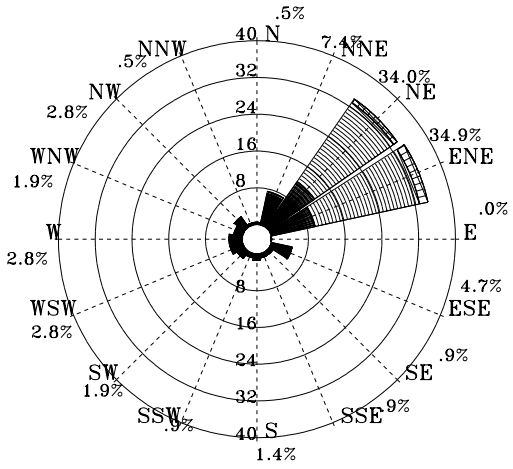


圖8.2.4 2007年 3月臺北港1站風玫瑰圖

.3 - 5m/s 5 - 10m/s 10 - 15m/s 15 - 20m/s > 20m/s

W06CTP10.RDB | Institute of Harbor & Marine Technology

ROSWB.BAT(PLRWI2AV.FOR) 2008. 9 . 18

## Rose Diagram of Wind

2007/05/11-2007/05/15 TP-1
MEAN= 6.3m/s MAX=13.1m/s(ENE) NO= 92( 12%)
< 5 m/s:44% 5~10:34% 10~15:22% >15: 0%
N~E:53% E~S:17% S~W:14% W~N:16% Calm: 0%

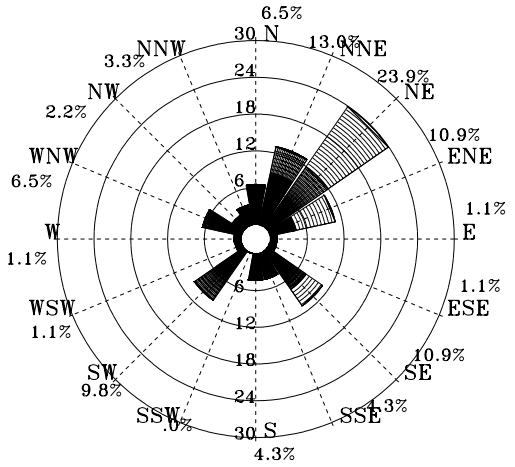


圖8.2.5 2007年 5月臺北港1站風玫瑰圖

2007/06/03-2007/06/27 TP-1
MEAN= 3.9m/s MAX=17.8m/s( NE) NO= 362( 50%)
< 5 m/s:73% 5~10:22% 10~15: 5% >15: 0%
N~E:25% E~S:25% S~W:24% W~N:26% Calm: 0%

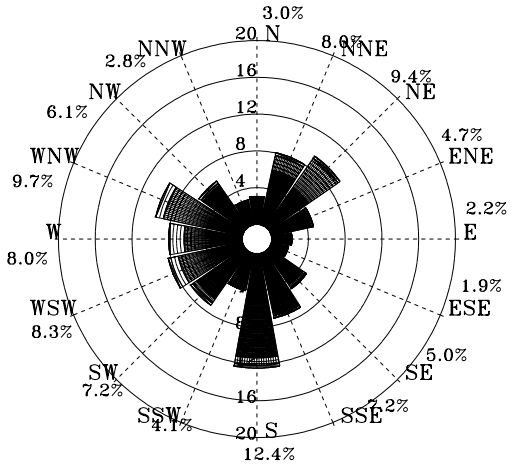


圖8.2.6 2007年 6月臺北港1站風玫瑰圖

2007/07/03-2007/07/31 TP-1
MEAN= 5.4m/s MAX=16.9m/s( W ) NO= 405( 54%)
< 5 m/s:52% 5~10:39% 10~15: 9% >15: 0%
N~E: 8% E~S:23% S~W:38% W~N:31% Calm: 0%

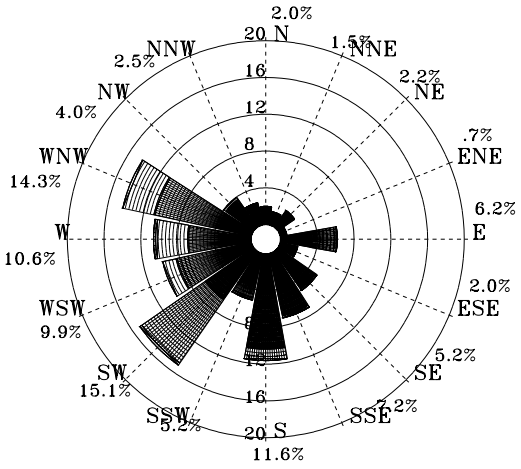


圖8.2.7 2007年 7月臺北港1站風玫瑰圖

2007/08/01-2007/08/31 TP-1
MEAN= 4.9m/s MAX=21.3m/s( E ) NO= 669( 90%)
< 5 m/s:62% 5~10:29% 10~15: 7% >15: 2%
N~E:32% E~S:33% S~W:23% W~N:11% Calm: 1%

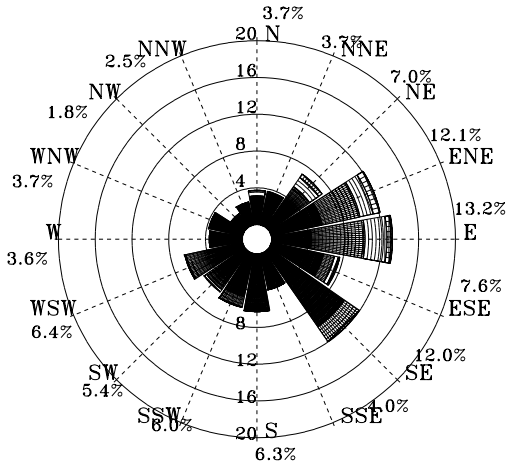


圖8.2.8 2007年 8月臺北港1站風玫瑰圖

.3 - 5m/s　　5 - 10m/s　　10 - 15m/s　　15 - 20m/s　　> 20m/s



| W075TP10.RDB | Institute of Harbor & Marine Technology |
|---|---|

ROSWB.BAT(PLRWI2AV.FOR) 2008. 9 . 19

Rose Diagram of Wind

2007/09/01-2007/09/30 TP-1
MEAN= 6.8m/s MAX=23.4m/s( SW) NO= 638( 89%)
< 5 m/s:37% 5~10:46% 10~15:14% >15: 3%
N~E:65% E~S:14% S~W: 5% W~N:16% Calm: 0%

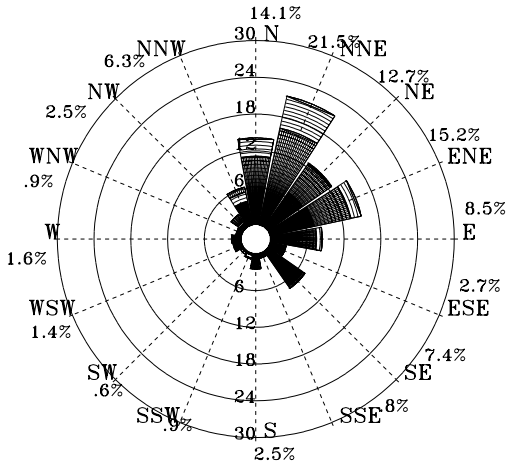


圖8.2.9 2007年 9月臺北港1站風玫瑰圖

2007/10/01-2007/10/31 TP-1
MEAN= 9.9m/s MAX=33.4m/s(NNE) NO= 744(100%)
< 5 m/s:11% 5~10:41% 10~15:42% >15: 6%
N~E:85% E~S: 9% S~W: 5% W~N: 1% Calm: 0%

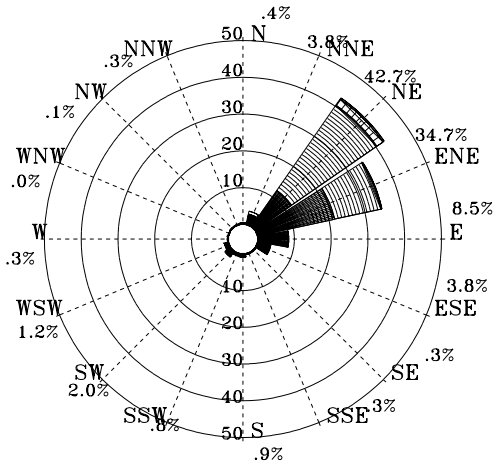


圖8.2.10 2007年10月臺北港1站風玫瑰圖

2007/11/01-2007/11/25 TP-1
MEAN=11.1m/s MAX=20.6m/s( NE) NO= 581( 81%)
< 5 m/s: 2% 5~10:31% 10~15:62% >15: 5%
N~E:97% E~S: 3% S~W: 0% W~N: 0% Calm: 0%

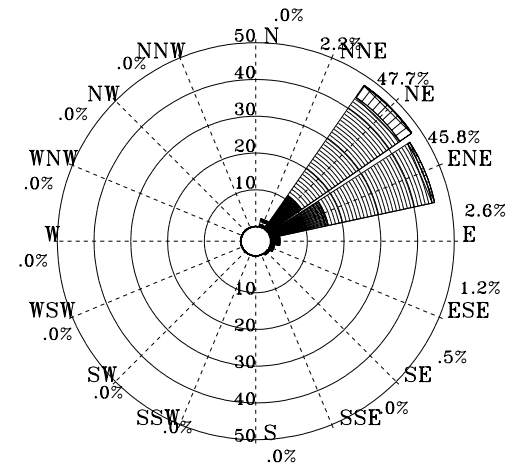


圖8.2.11 2007年11月臺北港1站風玫瑰圖

2006/12/01-2007/02/28 TP-1
MEAN= 8.7m/s MAX=18.6m/s( NE) NO= 2130( 99%)
< 5 m/s:21% 5~10:37% 10~15:40% >15: 2%
N~E:77% E~S:14% S~W: 3% W~N: 5% Calm: 1%

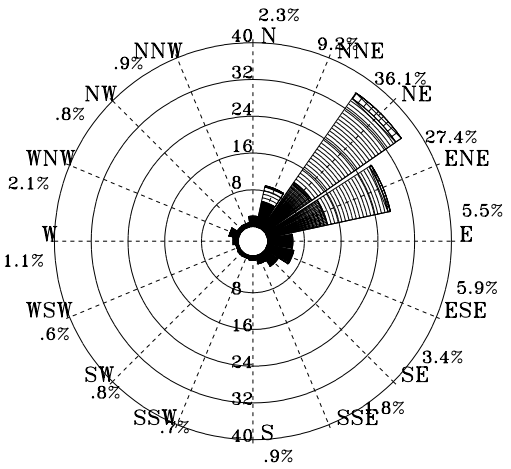


圖8.2.12 2007年冬季臺北港1站風玫瑰圖

.3 - 5m/s　　5 - 10m/s　　10 - 15m/s　　15 - 20m/s　　> 20m/s



| W079TP10.RDB | Institute of Harbor & Marine Technology |
|---|---|

ROSWB.BAT(PLRWI2AV.FOR) 2008. 9 . 19

Rose Diagram of Wind

2007/03/01-2007/05/15 TP-1
MEAN= 3.8m/s MAX=16.1m/s( NE) NO= 614( 28%)
< 5 m/s:69% 5~10:11% 10~15:19% >15: 1%
N~E:35% E~S: 5% S~W: 5% W~N: 5% Calm:50%

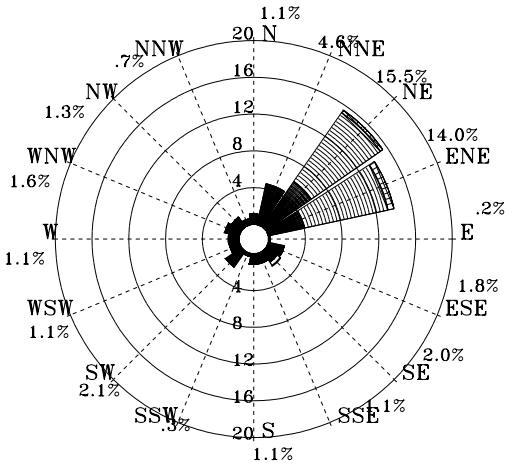


圖8.2.13 2007年春季臺北港1站風玫瑰圖

2007/06/03-2007/08/31 TP-1
MEAN= 4.8m/s MAX=21.3m/s( E ) NO= 1436( 65%)
< 5 m/s:62% 5~10:30% 10~15: 7% >15: 1%
N~E:23% E~S:29% S~W:28% W~N:20% Calm: 0%

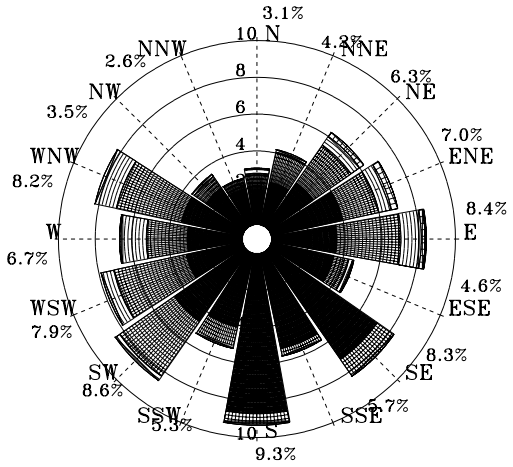


圖8.2.14 2007年夏季臺北港1站風玫瑰圖

2007/09/01-2007/11/25 TP-1
MEAN= 9.2m/s MAX=33.4m/s(NNE) NO= 1963( 90%)
< 5 m/s:17% 5~10:39% 10~15:39% >15: 5%
N~E:83% E~S: 9% S~W: 3% W~N: 5% Calm: 0%

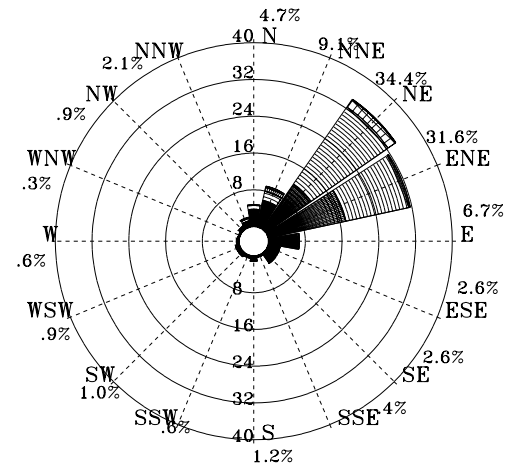


圖8.2.15 2007年秋季臺北港1站風玫瑰圖

2006/12/01-2007/11/25 TP-1
MEAN= 7.5m/s MAX=33.4m/s(NNE) NO= 6143( 70%)
< 5 m/s:34% 5~10:33% 10~15:30% >15: 3%
N~E:62% E~S:15% S~W: 9% W~N: 9% Calm: 5%

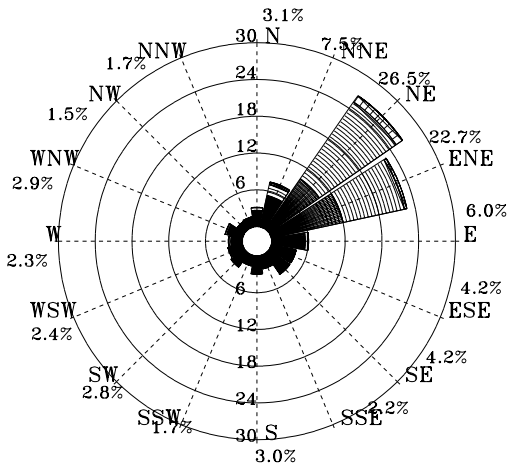


圖8.2.16 2007年全年臺北港1站風玫瑰圖

.3 - 5m/s　　5 - 10m/s　　10 - 15m/s　　15 - 20m/s　　> 20m/s

| W07NTP10.RDB | Institute of Harbor & Marine Technology |
|---|---|

ROSWB.BAT(PLRWI2AV.FOR) 2008. 9 . 19

Rose Diagram of Wind

1996/12/01-2006/12/31 TP-1
MEAN= 8.6m/s MAX=18.6m/s( NE) NO= 4734( 71%)
< 5 m/s:19% 5~10:43% 10~15:36% >15: 2%
N~E:78% E~S:15% S~W: 2% W~N: 5% Calm: 0%

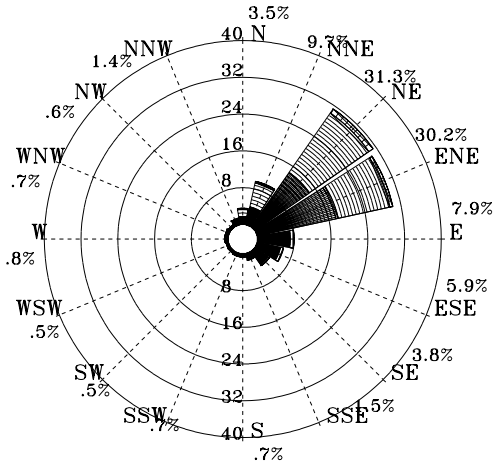


圖8.2.17 歷年12月臺北港1站風玫瑰圖

1997/01/01-2007/01/31 TP-1
MEAN= 7.8m/s MAX=18.6m/s( NE) NO= 5171( 77%)
< 5 m/s:27% 5~10:40% 10~15:32% >15: 1%
N~E:72% E~S:14% S~W: 6% W~N: 7% Calm: 1%

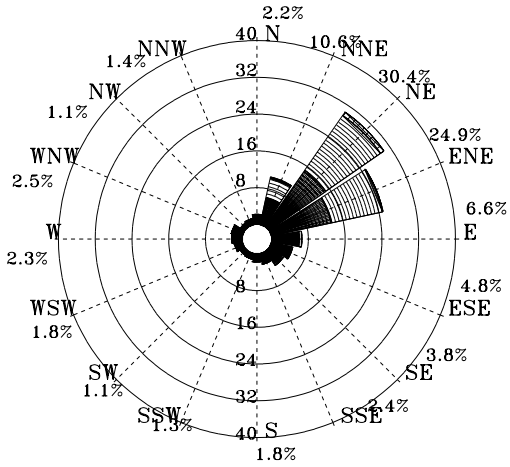


圖8.2.18 歷年 1月臺北港1站風玫瑰圖

1997/02/01-2007/02/28 TP-1
MEAN= 6.8m/s MAX=17.6m/s( NE) NO= 4828( 89%)
< 5 m/s:37% 5~10:39% 10~15:23% >15: 1%
N~E:66% E~S:16% S~W: 8% W~N: 9% Calm: 1%

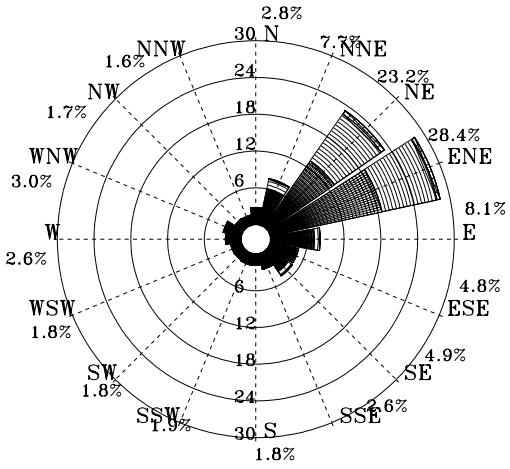


圖8.2.19 歷年 2月臺北港1站風玫瑰圖

1997/03/01-2007/03/11 TP-1
MEAN= 5.9m/s MAX=21.8m/s(ENE) NO= 4666( 90%)
< 5 m/s:48% 5~10:33% 10~15:18% >15: 1%
N~E:53% E~S:17% S~W:15% W~N:13% Calm: 2%

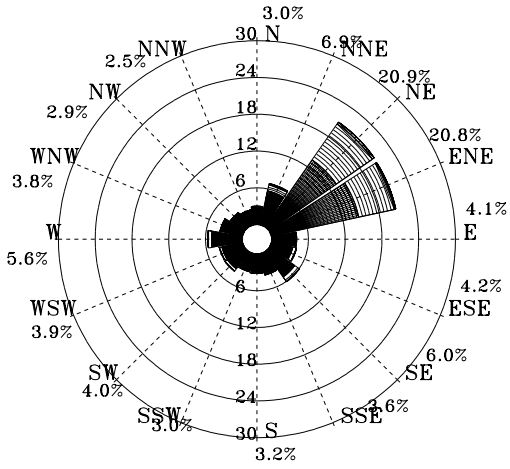


圖8.2.20 歷年 3月臺北港1站風玫瑰圖

.3 - 5m/s　　5 - 10m/s　　10 - 15m/s　　15 - 20m/s　　> 20m/s

| W44CTP10.RDB | Institute of Harbor & Marine Technology |
|---|---|

ROSWB.BAT(PLRWI2AV.FOR) 2008. 9 . 19

Rose Diagram of Wind

1997/04/01-2007/04/20 TP-1
MEAN= 5.1m/s MAX=17.9m/s( NE) NO= 5071( 88%)
< 5 m/s:55% 5~10:34% 10~15:11% >15: 0%
N~E:46% E~S:21% S~W:12% W~N:13% Calm: 8%

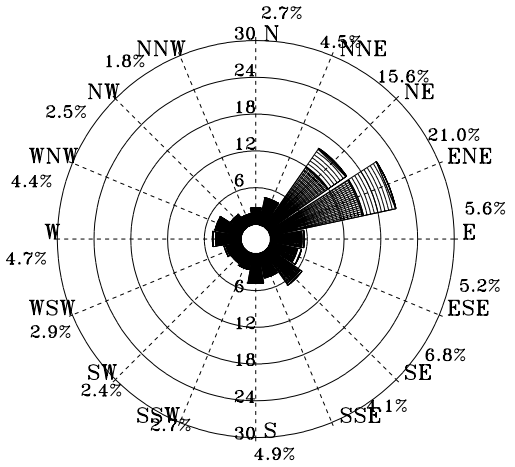


圖8.2.21 歷年 4 月臺北港 1 站風玫瑰圖

1998/05/14-2007/05/15 TP-1
MEAN= 4.9m/s MAX=17.0m/s(WNW) NO= 4418( 74%)
< 5 m/s:59% 5~10:31% 10~15:10% >15: 0%
N~E:37% E~S:27% S~W:19% W~N:15% Calm: 2%

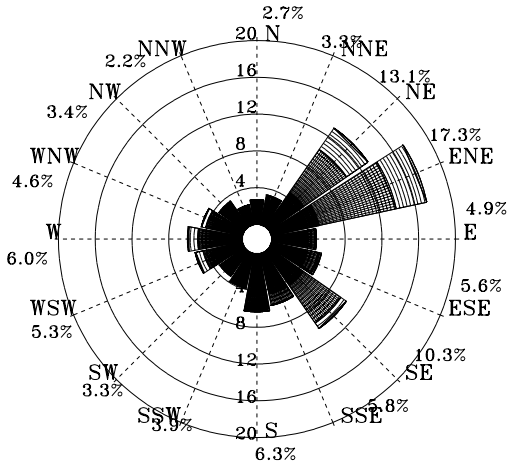


圖8.2.22 歷年 5 月臺北港 1 站風玫瑰圖

1998/06/01-2007/06/27 TP-1
MEAN= 4.8m/s MAX=22.6m/s(WSW) NO= 5291( 92%)
< 5 m/s:61% 5~10:29% 10~15: 8% >15: 2%
N~E:19% E~S:20% S~W:39% W~N:20% Calm: 2%

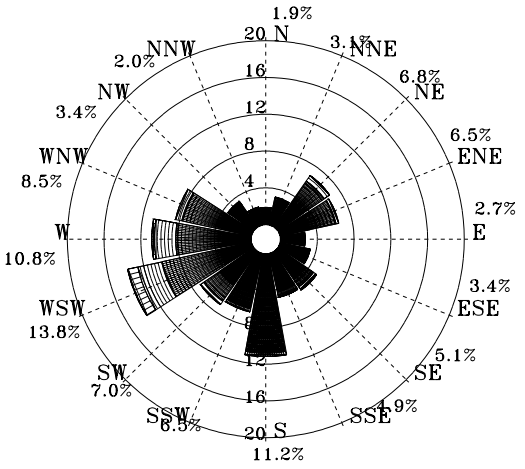


圖8.2.23 歷年 6 月臺北港 1 站風玫瑰圖

1996/07/01-2007/07/31 TP-1
MEAN= 5.0m/s MAX=31.5m/s( NE) NO= 5570( 75%)
< 5 m/s:61% 5~10:28% 10~15: 9% >15: 2%
N~E:19% E~S:27% S~W:32% W~N:20% Calm: 2%

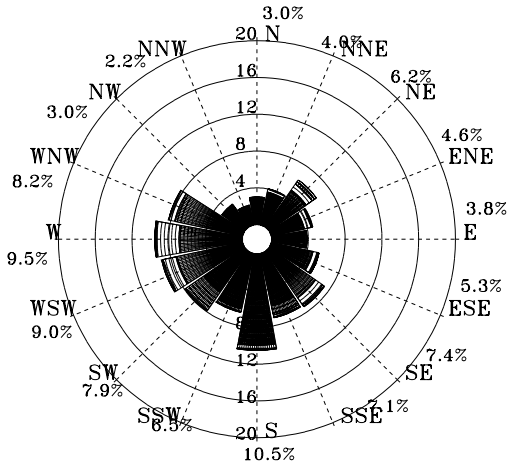


圖8.2.24 歷年 7 月臺北港 1 站風玫瑰圖

.3 - 5m/s　　5 - 10m/s　　10 - 15m/s　　15 - 20m/s　　> 20m/s



| W444TP10.RDB | Institute of Harbor & Marine Technology |
|---|---|

ROSWB.BAT(PLRWI2AV.FOR) 2008. 9 . 19

## Rose Diagram of Wind

1996/08/09-2007/08/31 TP-1
MEAN= 4.9m/s MAX=27.3m/s(NNE) NO= 7033( 95%)
< 5 m/s:63% 5~10:29% 10~15: 6% >15: 2%
N~E:20% E~S:31% S~W:28% W~N:20% Calm: 1%

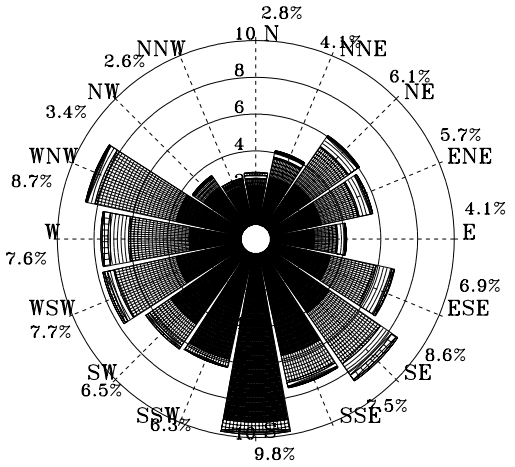


圖8.2.25 歷年 8 月臺北港 1 站風玫瑰圖

1996/09/01-2007/09/30 TP-1
MEAN= 6.2m/s MAX=31.8m/s( SE) NO= 6038( 84%)
< 5 m/s:43% 5~10:40% 10~15:15% >15: 2%
N~E:48% E~S:28% S~W:13% W~N:10% Calm: 1%

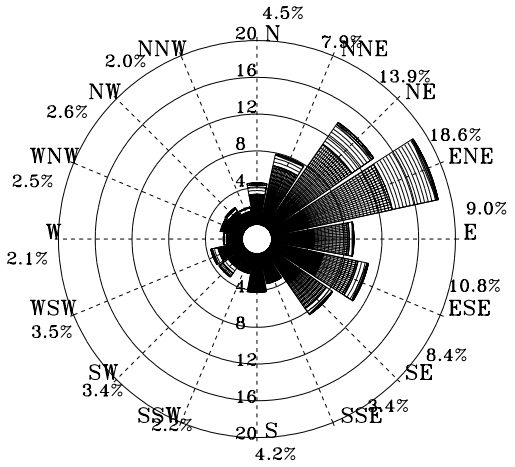


圖8.2.26 歷年 9 月臺北港 1 站風玫瑰圖

1996/10/01-2007/10/31 TP-1
MEAN= 7.6m/s MAX=33.4m/s(NNE) NO= 6908( 93%)
< 5 m/s:27% 5~10:45% 10~15:26% >15: 2%
N~E:70% E~S:17% S~W: 9% W~N: 3% Calm: 1%

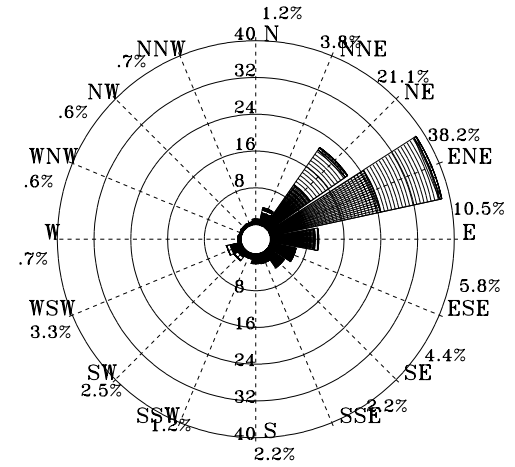


圖8.2.27 歷年10 月臺北港 1 站風玫瑰圖

1996/11/06-2007/11/25 TP-1
MEAN= 7.4m/s MAX=26.3m/s( NE) NO= 5505( 76%)
< 5 m/s:28% 5~10:45% 10~15:26% >15: 1%
N~E:70% E~S:20% S~W: 5% W~N: 4% Calm: 1%

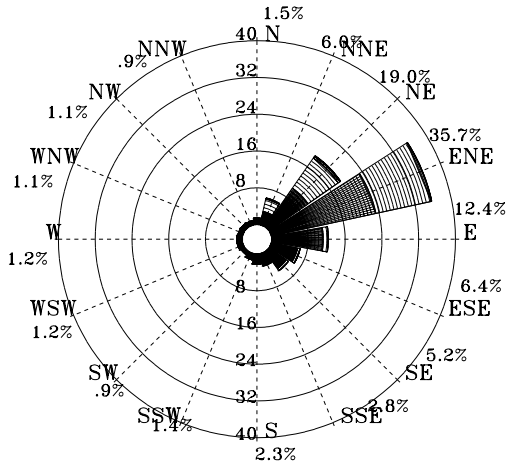


圖8.2.28 歷年11 月臺北港 1 站風玫瑰圖

.3 - 5m/s　　5 - 10m/s　　10 - 15m/s　　15 - 20m/s　　> 20m/s

| W448TP10.RDB | Institute of Harbor & Marine Technology |
|---|---|

ROSWB.BAT(PLRWI2AV.FOR)　　2008. 9 . 19

Rose Diagram of Wind

1996/12/01-2007/02/28 TP-1
MEAN= 7.7m/s MAX=18.6m/s( NE) NO= 14733( 78%)
< 5 m/s:28% 5~10:40% 10~15:30% >15: 2%
N~E:71% E~S:15% S~W: 6% W~N: 7% Calm: 1%

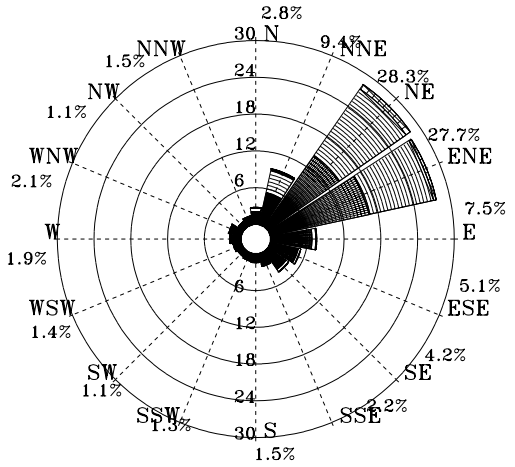


圖8.2.29 歷年冬季臺北港1站風玫瑰圖

1997/03/01-2007/05/15 TP-1
MEAN= 5.3m/s MAX=21.8m/s(ENE) NO= 14155( 84%)
< 5 m/s:54% 5~10:33% 10~15:13% >15: 0%
N~E:46% E~S:21% S~W:15% W~N:14% Calm: 4%

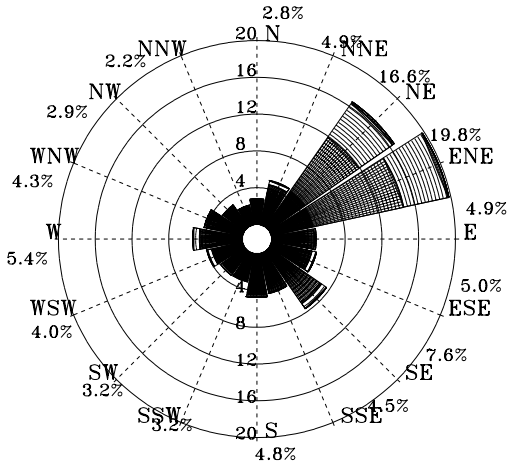


圖8.2.30 歷年春季臺北港1站風玫瑰圖

1996/07/01-2007/08/31 TP-1
MEAN= 4.9m/s MAX=31.5m/s( NE) NO= 17894( 87%)
< 5 m/s:62% 5~10:29% 10~15: 7% >15: 2%
N~E:19% E~S:26% S~W:33% W~N:20% Calm: 2%

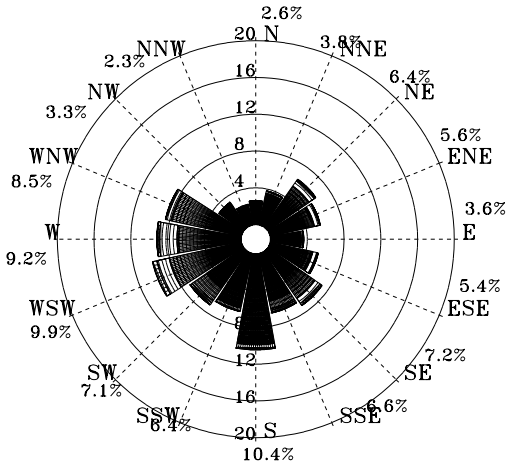


圖8.2.31 歷年夏季臺北港1站風玫瑰圖

1996/09/01-2007/11/25 TP-1
MEAN= 7.1m/s MAX=33.4m/s(NNE) NO= 18451( 84%)
< 5 m/s:33% 5~10:43% 10~15:22% >15: 2%
N~E:63% E~S:22% S~W: 9% W~N: 5% Calm: 1%

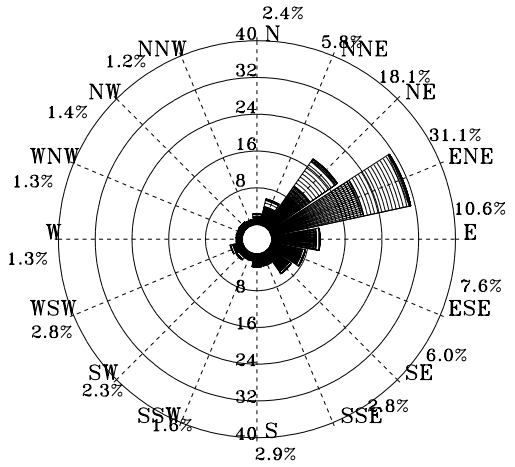


圖8.2.32 歷年秋季臺北港1站風玫瑰圖

.3 - 5m/s　　5 - 10m/s　　10 - 15m/s　　15 - 20m/s　　> 20m/s



| W44WTP10.RDB | Institute of Harbor & Marine Technology |
|---|---|

ROSWB.BAT(PLRWI2AV.FOR) 2008. 9 . 19

Rose Diagram of Wind

1996/07/01-2007/11/25 TP-1

MEAN= 6.2m/s MAX=33.4m/s(NNE) NO= 65233( 83%)

< 5 m/s:44% 5~10:36% 10~15:18% >15: 2%

N~E:50% E~S:21% S~W:16% W~N:11% Calm: 2%

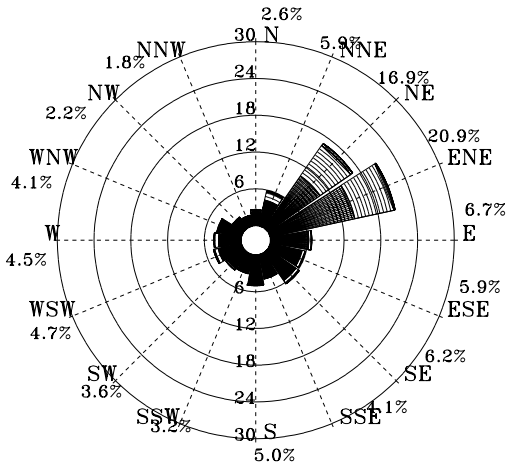


圖8.2.33 歷年 臺北港1站風玫瑰圖

.3 - 5m/s 5 - 10m/s 10 - 15m/s 15 - 20m/s > 20m/s

W440TP10.RDB | Institute of Harbor & Marine Technology

ROSWB.BAT(PLRWI2AV.FOR) 2008.9 .19

Rose Diagram of Wind

2006/12/01-2006/12/31 TP-W

MEAN= 1.9m/s MAX= 5.8m/s(NNE) NO= 742(100%)

< 5 m/s:99% 5~10: 1% 10~15: 0% >15: 0%

N~E:62% E~S:24% S~W: 2% W~N: 6% Calm: 6%

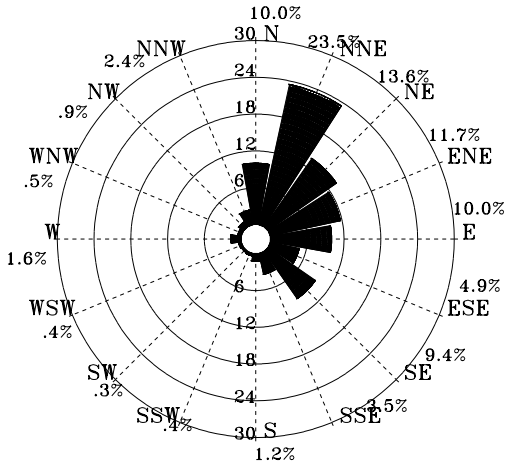


圖8.2.34 2006年12月臺北港 W 站風玫瑰圖

2007/01/01-2007/01/31 TP-W

MEAN= 2.2m/s MAX= 7.0m/s(NNE) NO= 743(100%)

< 5 m/s:97% 5~10: 3% 10~15: 0% >15: 0%

N~E:63% E~S:21% S~W: 4% W~N: 9% Calm: 3%

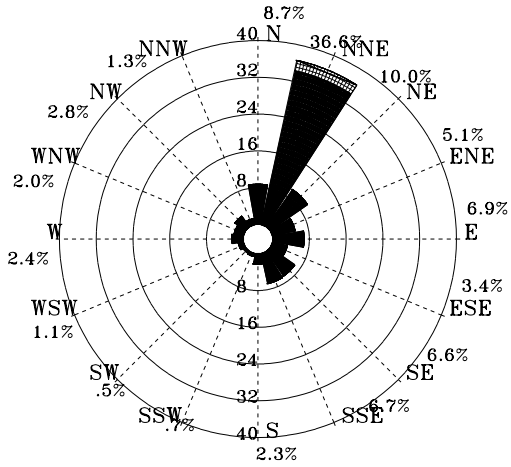


圖8.2.35 2007年 1月臺北港 W 站風玫瑰圖

2007/02/01-2007/02/28 TP-W

MEAN= 2.0m/s MAX= 6.8m/s( N ) NO= 664( 99%)

< 5 m/s:98% 5~10: 2% 10~15: 0% >15: 0%

N~E:44% E~S:31% S~W: 3% W~N:19% Calm: 3%

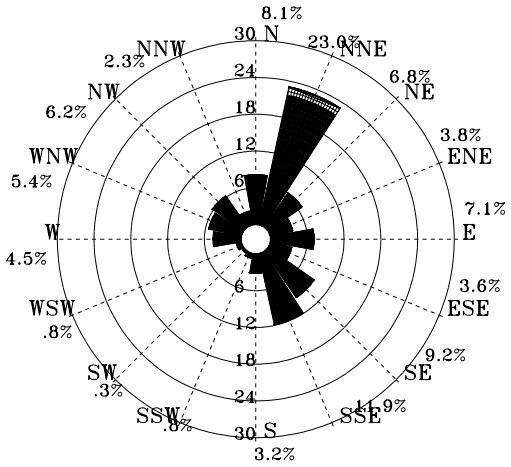


圖8.2.36 2007年 2月臺北港 W 站風玫瑰圖

2007/03/01-2007/03/31 TP-W

MEAN= 1.9m/s MAX= 6.5m/s(NNE) NO= 744(100%)

< 5 m/s:99% 5~10: 1% 10~15: 0% >15: 0%

N~E:42% E~S:27% S~W: 5% W~N:18% Calm: 8%

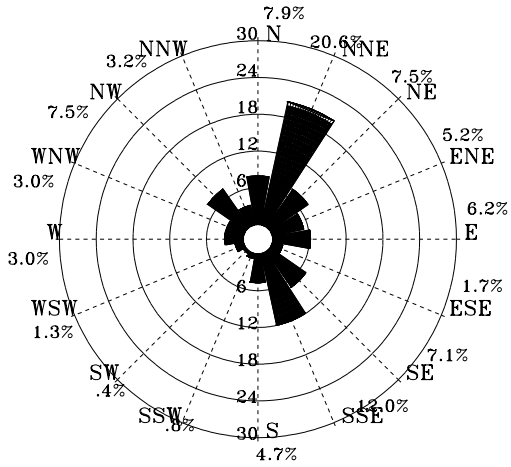


圖8.2.37 2007年 3月臺北港 W 站風玫瑰圖

.3 - 5m/s 5 - 10m/s 10 - 15m/s 15 - 20m/s > 20m/s



| W06CTPW0.RDB | Institute of Harbor & Marine Technology |
|---|---|

ROSWB.BAT(PLRWI2AV.FOR) 2008. 9 . 19

Rose Diagram of Wind

2007/04/01-2007/04/30 TP-W

MEAN= 1.9m/s MAX= 6.0m/s(NNE) NO= 720(100%)

< 5 m/s:99% 5~10: 1% 10~15: 0% >15: 0%

N~E:37% E~S:36% S~W: 5% W~N:15% Calm: 7%

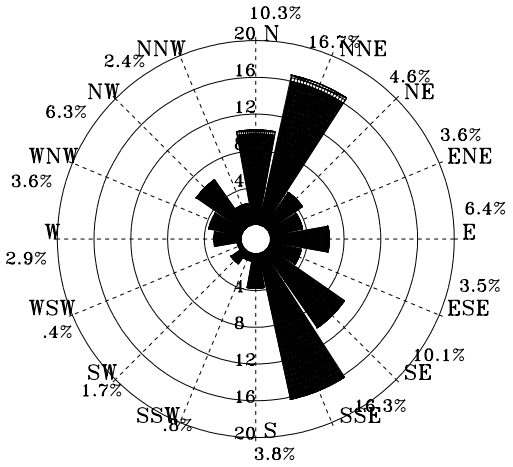


圖8.2.38 2007年 4月臺北港 W 站風玫瑰圖

2007/05/01-2007/05/31 TP-W

MEAN= 1.9m/s MAX= 5.0m/s(SSE) NO= 744(100%)

< 5 m/s:99% 5~10: 0% 10~15: 0% >15: 0%

N~E:10% E~S:46% S~W:10% W~N:28% Calm: 6%

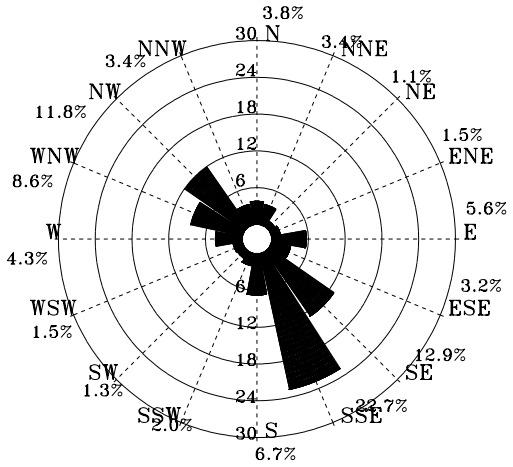


圖8.2.39 2007年 5月臺北港 W 站風玫瑰圖

2007/06/01-2007/06/30 TP-W

MEAN= 1.3m/s MAX= 5.3m/s( W ) NO= 702( 98%)

< 5 m/s:99% 5~10: 0% 10~15: 0% >15: 0%

N~E:16% E~S:33% S~W: 9% W~N:28% Calm:14%

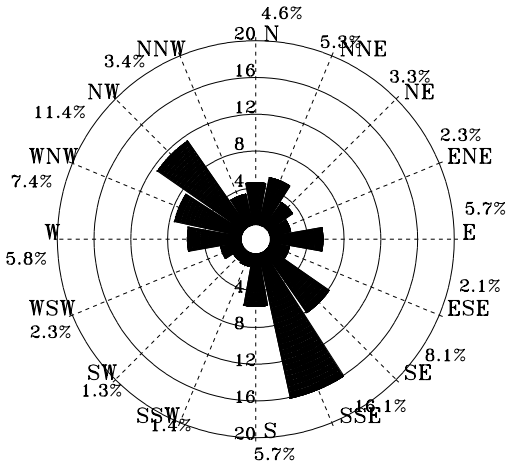


圖8.2.40 2007年 6月臺北港 W 站風玫瑰圖

2007/07/01-2007/07/31 TP-W

MEAN= 1.7m/s MAX= 5.8m/s( N ) NO= 744(100%)

< 5 m/s:99% 5~10: 0% 10~15: 0% >15: 0%

N~E: 9% E~S:36% S~W:14% W~N:35% Calm: 6%

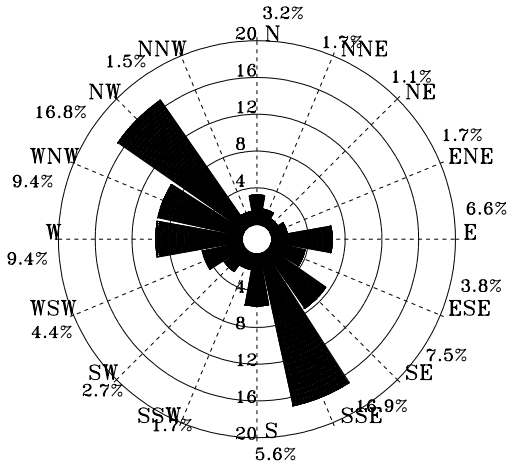


圖8.2.41 2007年 7月臺北港 W 站風玫瑰圖

.3 - 5m/s 5 - 10m/s 10 - 15m/s 15 - 20m/s > 20m/s



| W074TPW0.RDB | Institute of Harbor & Marine Technology |
|---|---|

ROSWB.BAT(PLRWI2AV.FOR) 2008. 9 . 19

Rose Diagram of Wind

2007/08/01-2007/08/31 TP-W

MEAN= 1.8m/s MAX= 7.8m/s( SE) NO= 744(100%)

< 5 m/s:98% 5~10: 2% 10~15: 0% >15: 0%

N~E: 8% E~S:58% S~W: 7% W~N:21% Calm: 6%

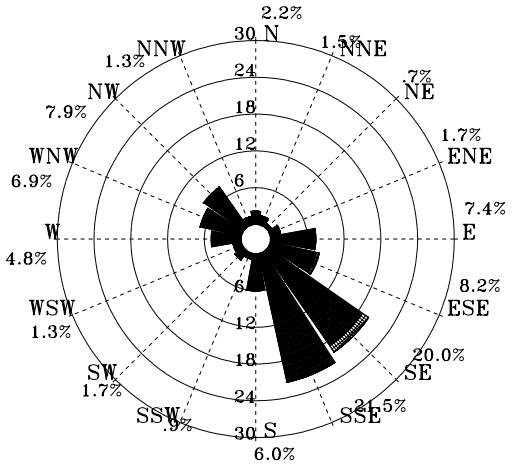


圖8.2.42 2007年 8 月臺北港 W 站風玫瑰圖

2007/09/01-2007/09/30 TP-W

MEAN= 1.8m/s MAX= 8.2m/s( W ) NO= 716( 99%)

< 5 m/s:98% 5~10: 2% 10~15: 0% >15: 0%

N~E:34% E~S:47% S~W: 4% W~N: 9% Calm: 6%

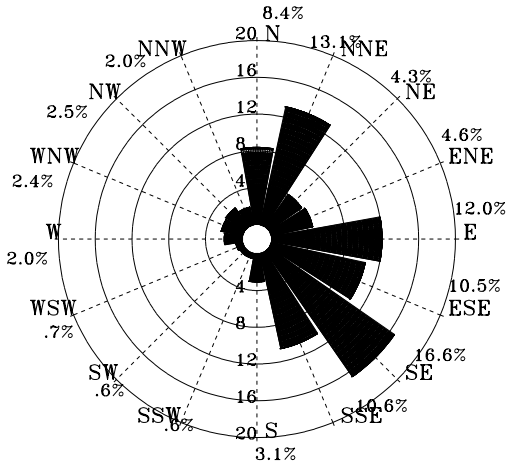


圖8.2.43 2007年 9 月臺北港 W 站風玫瑰圖

2007/10/01-2007/10/31 TP-W

MEAN= 2.2m/s MAX=11.0m/s( N ) NO= 743(100%)

< 5 m/s:97% 5~10: 3% 10~15: 0% >15: 0%

N~E:65% E~S:24% S~W: 4% W~N: 5% Calm: 2%

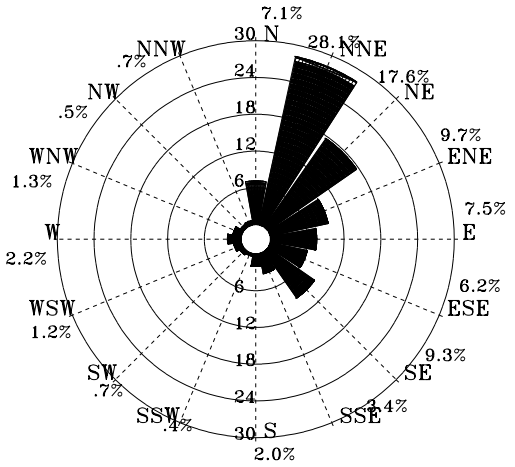


圖8.2.44 2007年10 月臺北港 W 站風玫瑰圖

2007/11/01-2007/11/30 TP-W

MEAN= 2.3m/s MAX= 6.3m/s( N ) NO= 704( 98%)

< 5 m/s:98% 5~10: 2% 10~15: 0% >15: 0%

N~E:76% E~S:15% S~W: 2% W~N: 6% Calm: 1%

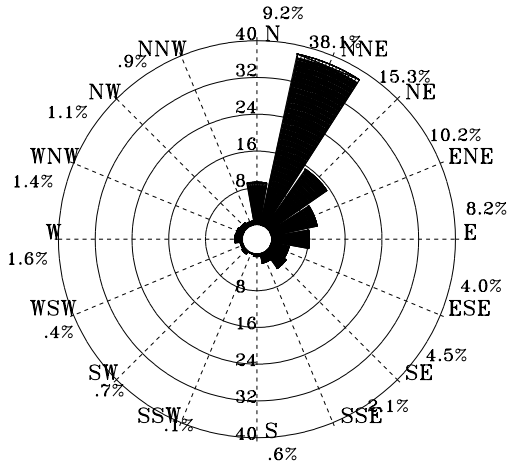


圖8.2.45 2007年11 月臺北港 W 站風玫瑰圖

.3 - 5m/s 5 - 10m/s 10 - 15m/s 15 - 20m/s > 20m/s



| W078TPW0.RDB | Institute of Harbor & Marine Technology |
|---|---|

ROSWB.BAT(PLRWI2AV.FOR) 2008. 9 . 19

Rose Diagram of Wind

2006/12/01-2007/02/28 TP-W
MEAN= 2.1m/s MAX= 7.0m/s(NNE) NO= 2149( 99%)
< 5 m/s:98% 5~10: 2% 10~15: 0% >15: 0%
N~E:57% E~S:25% S~W: 3% W~N:11% Calm: 4%

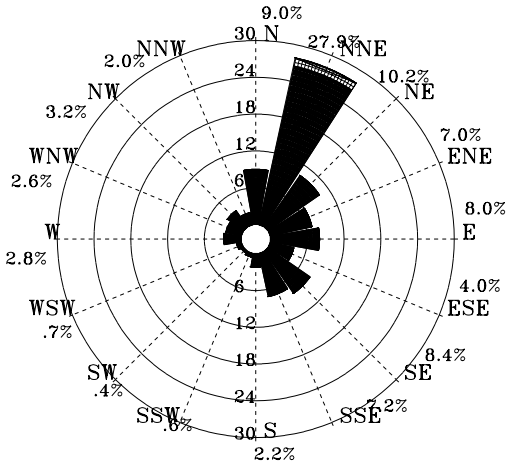


圖8.2.46 2007年冬季臺北港 W 站風玫瑰圖

2007/03/01-2007/05/31 TP-W
MEAN= 1.9m/s MAX= 6.5m/s(NNE) NO= 2208(100%)
< 5 m/s:99% 5~10: 1% 10~15: 0% >15: 0%
N~E:30% E~S:36% S~W: 7% W~N:20% Calm: 7%

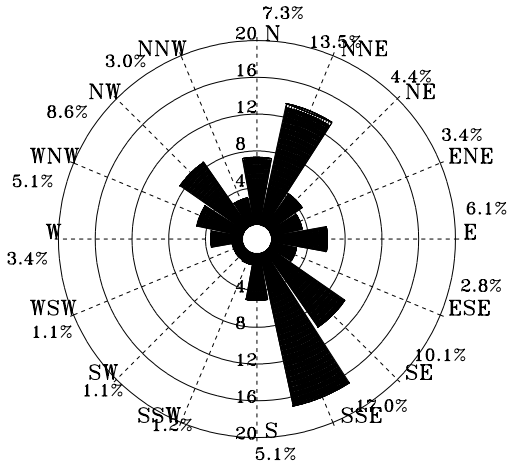


圖8.2.47 2007年春季臺北港 W 站風玫瑰圖

2007/06/01-2007/08/31 TP-W
MEAN= 1.7m/s MAX= 7.8m/s( SE) NO= 2190( 99%)
< 5 m/s:99% 5~10: 1% 10~15: 0% >15: 0%
N~E:11% E~S:43% S~W:10% W~N:28% Calm: 8%

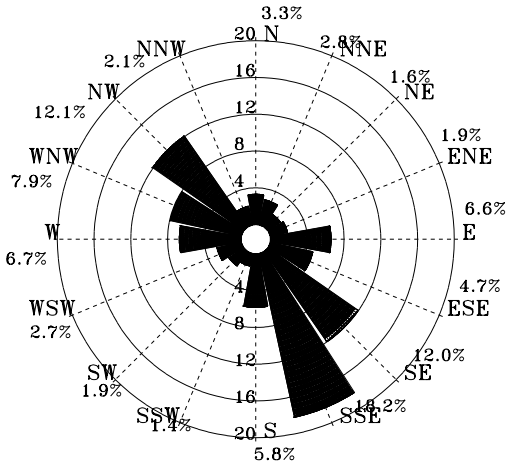


圖8.2.48 2007年夏季臺北港 W 站風玫瑰圖

2007/09/01-2007/11/30 TP-W
MEAN= 2.1m/s MAX=11.0m/s( N ) NO= 2163( 99%)
< 5 m/s:97% 5~10: 3% 10~15: 0% >15: 0%
N~E:58% E~S:29% S~W: 3% W~N: 7% Calm: 3%

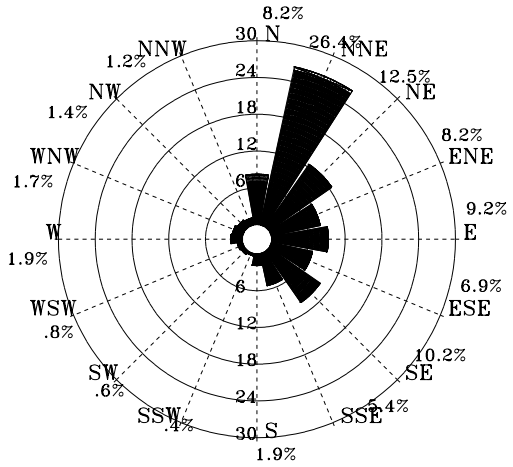


圖8.2.49 2007年秋季臺北港 W 站風玫瑰圖

.3 - 5m/s　　5 - 10m/s　　10 - 15m/s　　15 - 20m/s　　> 20m/s



| W07WTPW0.RDB | Institute of Harbor & Marine Technology |
|---|---|

ROSWB.BAT(PLRWI2AV.FOR) 2008. 9 . 19

## Rose Diagram of Wind

2006/12/01-2007/11/30 TP-W
MEAN= 1.9m/s MAX=11.0m/s( N ) NO= 8710( 99%)
< 5 m/s:99% 5~10: 1% 10~15: 0% >15: 0%
N~E:38% E~S:33% S~W: 6% W~N:17% Calm: 6%

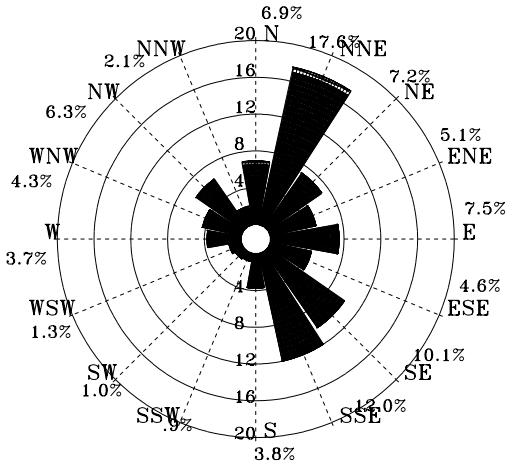


圖8.2.50 2007年全年臺北港 W 站風玫瑰圖

2004/12/01-2006/12/31 TP-W
MEAN= 2.0m/s MAX= 6.0m/s( N ) NO= 2230(100%)
< 5 m/s:99% 5~10: 1% 10~15: 0% >15: 0%
N~E:58% E~S:27% S~W: 3% W~N: 8% Calm: 4%

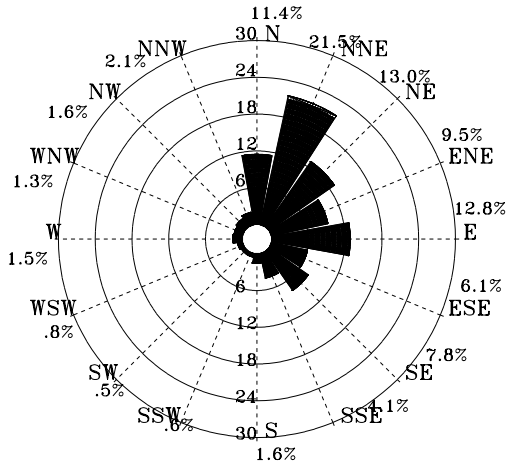


圖8.2.51 歷年12月臺北港 W 站風玫瑰圖

2004/01/01-2007/01/31 TP-W
MEAN= 2.1m/s MAX= 8.5m/s(SSE) NO= 2792( 94%)
< 5 m/s:98% 5~10: 2% 10~15: 0% >15: 0%
N~E:57% E~S:21% S~W: 4% W~N:14% Calm: 4%

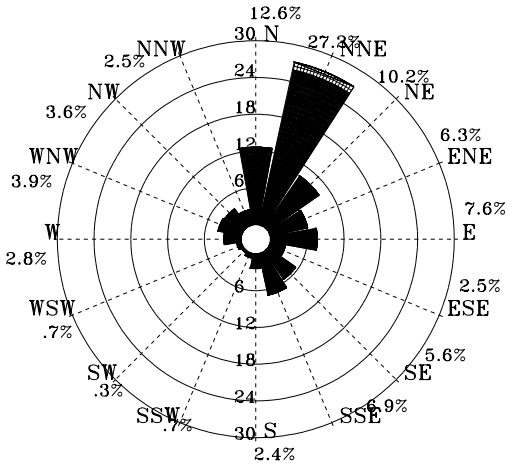


圖8.2.52 歷年 1 月臺北港 W 站風玫瑰圖

2004/02/01-2007/02/28 TP-W
MEAN= 2.1m/s MAX= 7.2m/s(NNE) NO= 2704(100%)
< 5 m/s:97% 5~10: 3% 10~15: 0% >15: 0%
N~E:41% E~S:27% S~W: 4% W~N:23% Calm: 5%

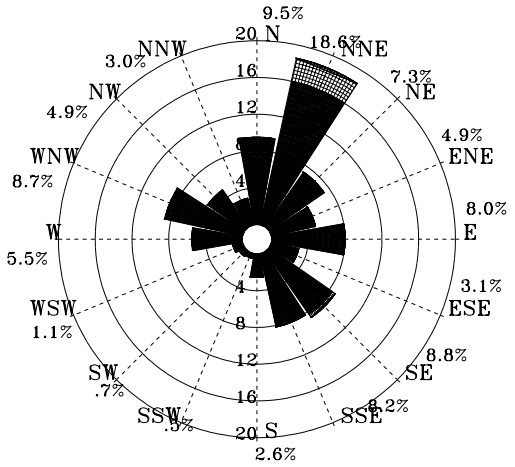


圖8.2.53 歷年 2 月臺北港 W 站風玫瑰圖

.3 - 5m/s　　5 - 10m/s　　10 - 15m/s　　15 - 20m/s　　> 20m/s

| W070TPW0.RDB | Institute of Harbor & Marine Technology |
|---|---|

ROSWB.BAT(PLRWI2AV.FOR) 2008. 9 . 19

Rose Diagram of Wind

2004/03/01-2007/03/31 TP-W
MEAN= 2.1m/s MAX= 7.0m/s(NNE) NO= 2976(100%)
< 5 m/s:98% 5~10: 2% 10~15: 0% >15: 0%
N~E:45% E~S:27% S~W: 4% W~N:18% Calm: 6%

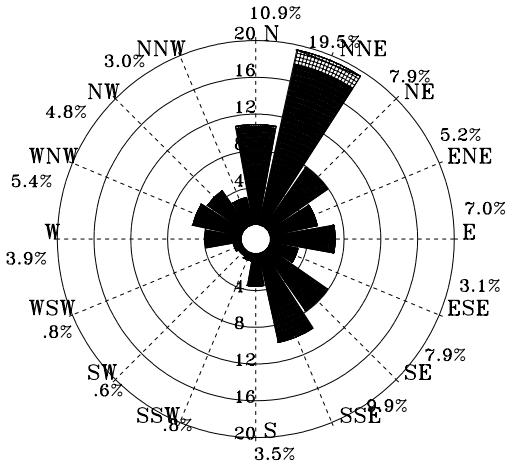


圖8.2.54 歷年 3 月臺北港 W 站風玫瑰圖

2004/04/01-2007/04/30 TP-W
MEAN= 1.8m/s MAX= 7.3m/s(NNE) NO= 2863( 99%)
< 5 m/s:99% 5~10: 1% 10~15: 0% >15: 0%
N~E:27% E~S:39% S~W: 9% W~N:18% Calm: 7%

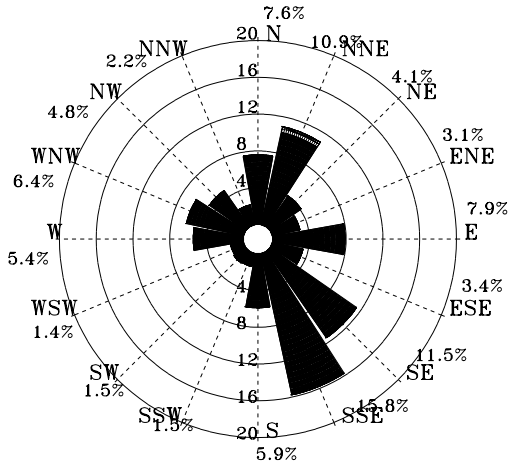


圖8.2.55 歷年 4 月臺北港 W 站風玫瑰圖

2004/05/01-2007/05/31 TP-W
MEAN= 1.7m/s MAX= 8.2m/s( W ) NO= 2963(100%)
< 5 m/s:99% 5~10: 1% 10~15: 0% >15: 0%
N~E:20% E~S:38% S~W:10% W~N:24% Calm: 8%

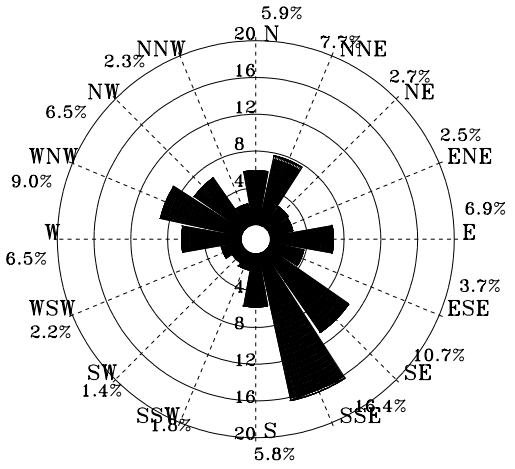


圖8.2.56 歷年 5 月臺北港 W 站風玫瑰圖

2004/06/01-2007/06/30 TP-W
MEAN= 1.6m/s MAX= 5.8m/s(SSE) NO= 2856( 99%)
< 5 m/s:99% 5~10: 0% 10~15: 0% >15: 0%
N~E:16% E~S:40% S~W:14% W~N:21% Calm: 9%

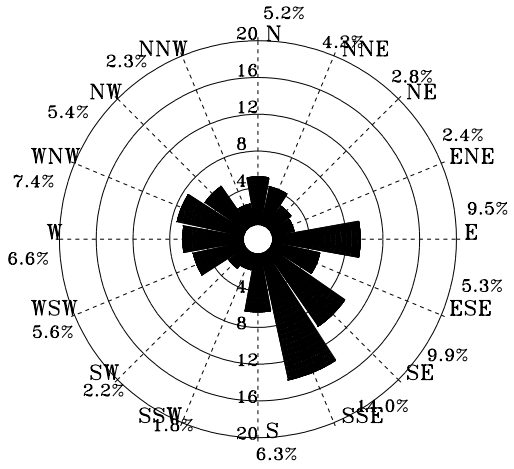


圖8.2.57 歷年 6 月臺北港 W 站風玫瑰圖

.3 - 5m/s　　5 - 10m/s　　10 - 15m/s　　15 - 20m/s　　> 20m/s



| W443TPW0.RDB | Institute of Harbor & Marine Technology |
|---|---|

ROSWB.BAT(PLRWI2AV.FOR) 2008. 9 . 19

Rose Diagram of Wind

2004/07/01-2007/07/31 TP-W
MEAN= 1.8m/s MAX= 8.1m/s( E ) NO= 2974(100%)
< 5 m/s:98% 5~10: 2% 10~15: 0% >15: 0%
N~E:12% E~S:41% S~W:12% W~N:28% Calm: 7%

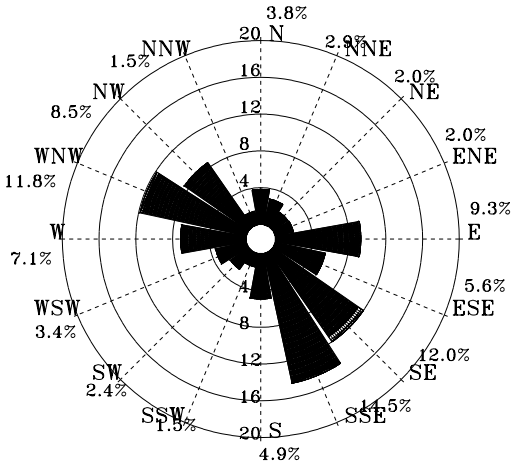


圖8.2.58 歷年 7月臺北港 W 站風玫瑰圖

2004/08/01-2007/08/31 TP-W
MEAN= 1.9m/s MAX=11.9m/s(WNW) NO= 2975(100%)
< 5 m/s:96% 5~10: 4% 10~15: 0% >15: 0%
N~E:13% E~S:48% S~W: 8% W~N:25% Calm: 6%

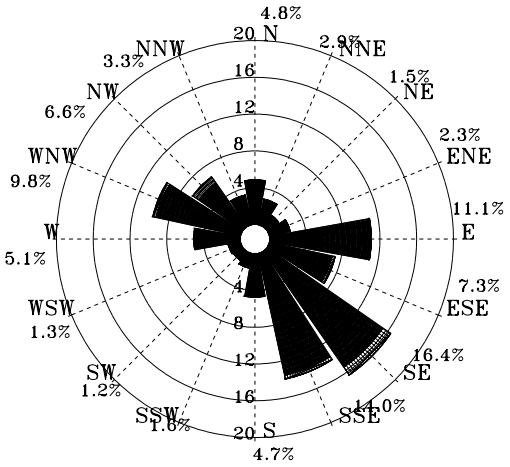


圖8.2.59 歷年 8月臺北港 W 站風玫瑰圖

2004/09/01-2007/09/30 TP-W
MEAN= 1.8m/s MAX= 8.9m/s( SE) NO= 2865( 99%)
< 5 m/s:98% 5~10: 2% 10~15: 0% >15: 0%
N~E:31% E~S:44% S~W: 5% W~N:14% Calm: 6%

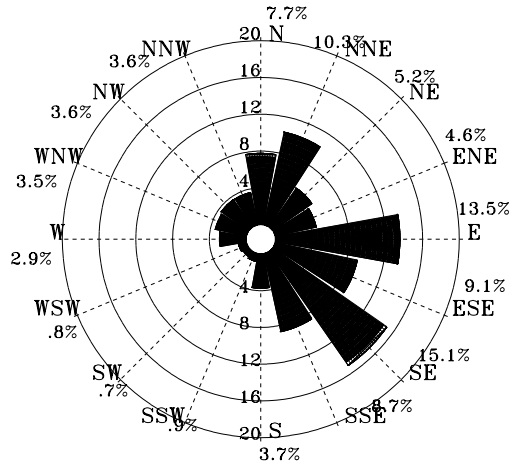


圖8.2.60 歷年 9月臺北港 W 站風玫瑰圖

2004/10/01-2007/10/31 TP-W
MEAN= 1.9m/s MAX=11.0m/s( N ) NO= 2943( 99%)
< 5 m/s:98% 5~10: 2% 10~15: 0% >15: 0%
N~E:61% E~S:27% S~W: 3% W~N: 5% Calm: 4%

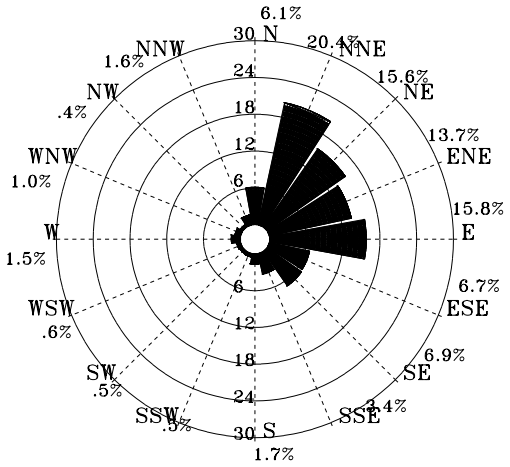


圖8.2.61 歷年10月臺北港 W 站風玫瑰圖

.3 - 5m/s　　5 - 10m/s　　10 - 15m/s　　15 - 20m/s　　> 20m/s

W447TPW0.RDB　　Institute of Harbor & Marine Technology

ROSWB.BAT(PLRWI2AV.FOR)　　2008. 9 . 19

Rose Diagram of Wind

2004/11/01-2007/11/30 TP-W
MEAN= 2.0m/s MAX= 6.3m/s(NNE) NO= 2849( 99%)
< 5 m/s:99% 5~10: 1% 10~15: 0% >15: 0%
N~E:51% E~S:33% S~W: 4% W~N: 8% Calm: 4%

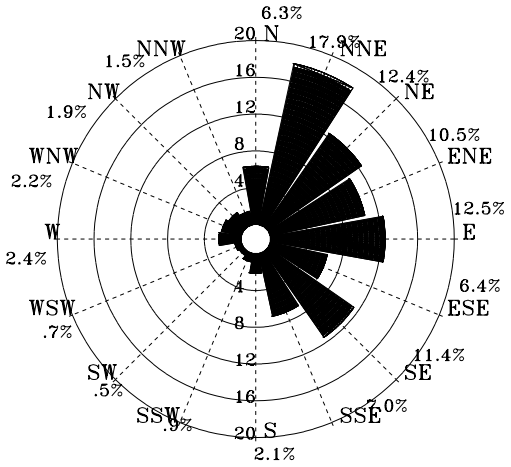


圖8.2.62 歷年11月臺北港 W 站風玫瑰圖

2004/01/01-2007/02/28 TP-W
MEAN= 2.1m/s MAX= 8.5m/s(SSE) NO= 7726( 98%)
< 5 m/s:98% 5~10: 2% 10~15: 0% >15: 0%
N~E:52% E~S:25% S~W: 4% W~N:15% Calm: 4%

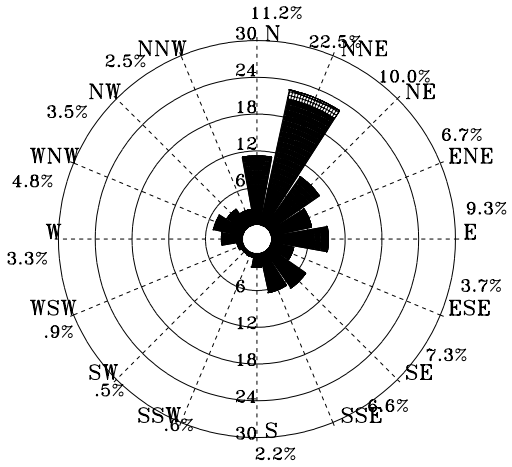


圖8.2.63 歷年冬季臺北港 W 站風玫瑰圖

2004/03/01-2007/05/31 TP-W
MEAN= 1.9m/s MAX= 8.2m/s( W ) NO= 8802(100%)
< 5 m/s:99% 5~10: 1% 10~15: 0% >15: 0%
N~E:30% E~S:35% S~W: 8% W~N:20% Calm: 7%

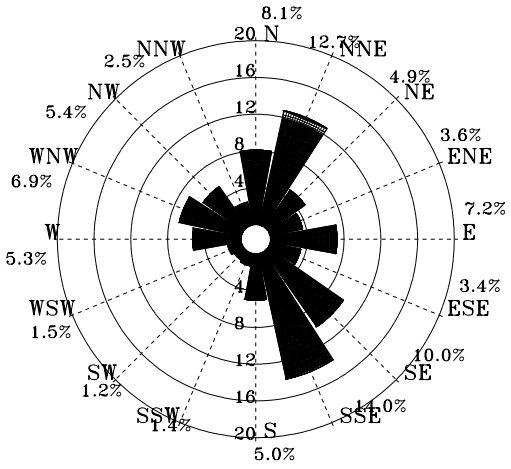


圖8.2.64 歷年春季臺北港 W 站風玫瑰圖

2004/06/01-2007/08/31 TP-W
MEAN= 1.8m/s MAX=11.9m/s(WNW) NO= 8805(100%)
< 5 m/s:98% 5~10: 2% 10~15: 0% >15: 0%
N~E:14% E~S:43% S~W:11% W~N:25% Calm: 7%

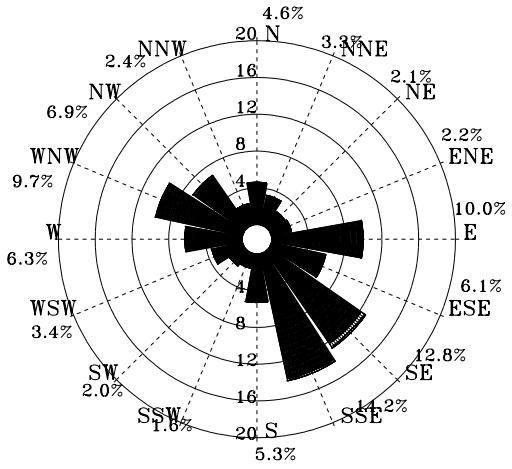


圖8.2.65 歷年夏季臺北港 W 站風玫瑰圖

.3 - 5m/s　　5 - 10m/s　　10 - 15m/s　　15 - 20m/s　　> 20m/s



| W44BTPW0.RDB | Institute of Harbor & Marine Technology |
|---|---|

ROSWB.BAT(PLRWI2AV.FOR) 2008. 9 . 19

Rose Diagram of Wind

2004/09/01-2007/11/30 TP-W

MEAN= 1.9m/s MAX=11.0m/s( N ) NO= 8657( 99%)

< 5 m/s:98% 5~10: 2% 10~15: 0% >15: 0%

N~E:48% E~S:35% S~W: 4% W~N: 9% Calm: 4%

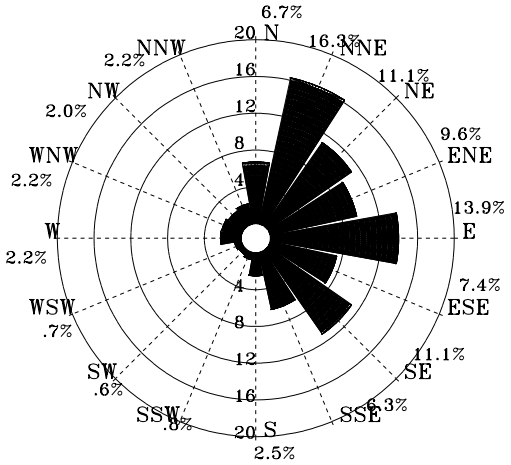


圖8.2.66 歷年秋季臺北港 W 站風玫瑰圖

2004/01/01-2007/11/30 TP-W

MEAN= 1.9m/s MAX=11.9m/s(WNW) NO= 33990( 99%)

< 5 m/s:98% 5~10: 2% 10~15: 0% >15: 0%

N~E:35% E~S:35% S~W: 7% W~N:17% Calm: 6%

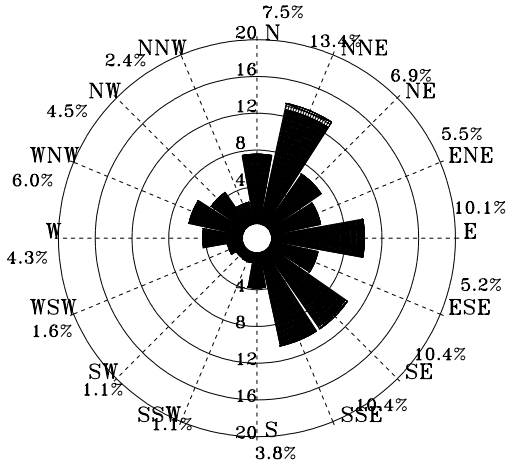


圖8.2.67 歷年 臺北港 W 站風玫瑰圖

.3 - 5m/s　　5 - 10m/s　　10 - 15m/s　　15 - 20m/s　　> 20m/s

W44FTPW0.RDB　　Institute of Harbor & Marine Technology

ROSWB.BAT(PLRWI2AV.FOR)　　2008. 9 . 19

## 8.3　2007年臺中港風力玫瑰圖

## Rose Diagram of Wind

2006/12/01-2006/12/31 TC-7
MEAN= 7.7m/s MAX=16.8m/s( NE) NO= 743(100%)
< 5 m/s:29% 5~10:40% 10~15:28% >15: 3%
N~E:95% E~S: 1% S~W: 1% W~N: 3% Calm: 0%

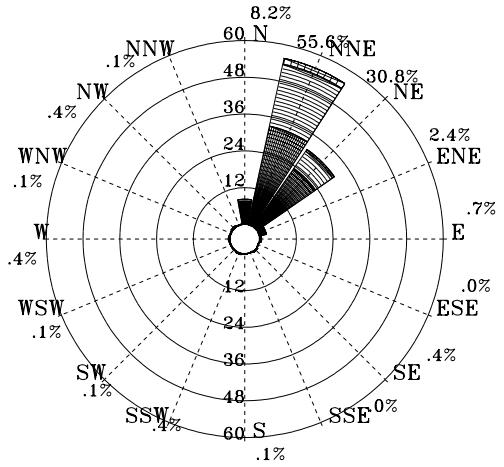


圖8.3.1 2006年12月臺中港7站風玫瑰圖

2007/01/01-2007/01/31 TC-7
MEAN= 8.5m/s MAX=16.4m/s(NNE) NO= 744(100%)
< 5 m/s:17% 5~10:47% 10~15:35% >15: 1%
N~E:98% E~S: 1% S~W: 0% W~N: 1% Calm: 0%

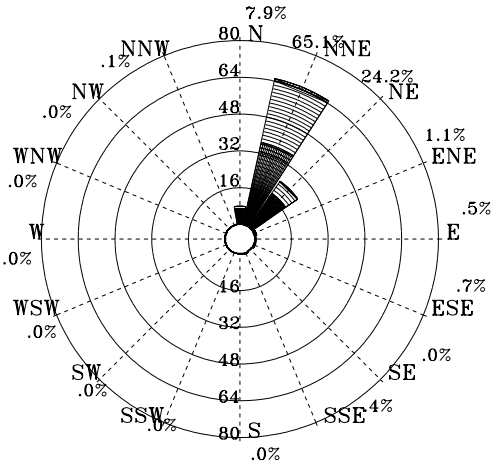


圖8.3.2 2007年 1月臺中港7站風玫瑰圖

2007/02/01-2007/02/28 TC-7
MEAN= 5.0m/s MAX=14.7m/s(NNE) NO= 672(100%)
< 5 m/s:57% 5~10:35% 10~15: 8% >15: 0%
N~E:79% E~S: 8% S~W: 6% W~N: 7% Calm: 0%

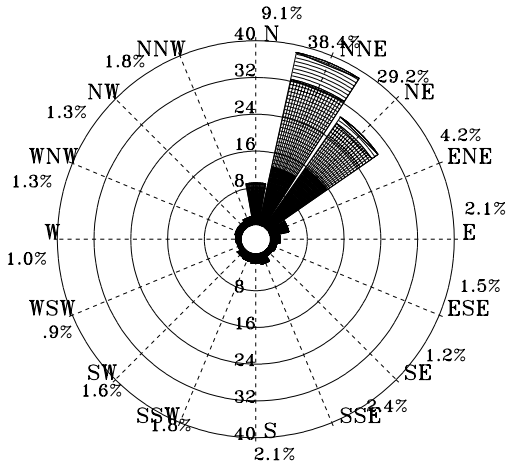


圖8.3.3 2007年 2月臺中港7站風玫瑰圖

2007/03/01-2007/03/31 TC-7
MEAN= 5.2m/s MAX=15.2m/s(NNE) NO= 744(100%)
< 5 m/s:57% 5~10:33% 10~15:10% >15: 0%
N~E:68% E~S: 7% S~W:18% W~N: 7% Calm: 0%

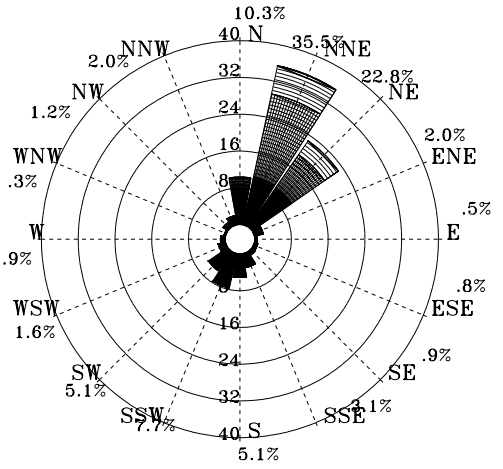


圖8.3.4 2007年 3月臺中港7站風玫瑰圖

.3 - 5m/s 5 - 10m/s 10 - 15m/s 15 - 20m/s > 20m/s

W06CTC70.RDB | Institute of Harbor & Marine Technology

ROSWB.BAT(PLRWI2AV.FOR) 2008. 9 . 18

Rose Diagram of Wind

2007/04/01-2007/04/30 TC-7

MEAN= 4.4m/s MAX=18.5m/s(NNE) NO= 679( 94%)

< 5 m/s:67% 5~10:25% 10~15: 8% >15: 0%

N~E:64% E~S:11% S~W:14% W~N:11% Calm: 0%

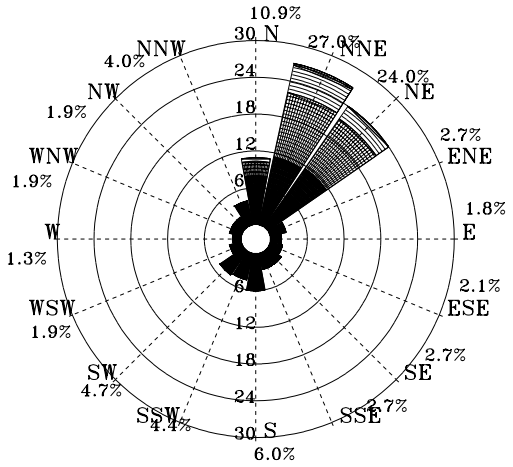


圖8.3.5 2007年 4月臺中港7站風玫瑰圖

2007/05/01-2007/05/31 TC-7

MEAN= 2.9m/s MAX= 9.0m/s(NNE) NO= 744(100%)

< 5 m/s:89% 5~10:11% 10~15: 0% >15: 0%

N~E:35% E~S:19% S~W:32% W~N:13% Calm: 1%

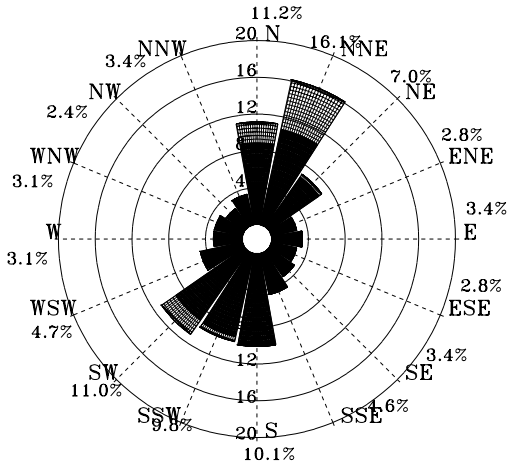


圖8.3.6 2007年 5月臺中港7站風玫瑰圖

2007/06/01-2007/06/30 TC-7

MEAN= 2.8m/s MAX= 8.4m/s( SW) NO= 720(100%)

< 5 m/s:94% 5~10: 6% 10~15: 0% >15: 0%

N~E:11% E~S:30% S~W:49% W~N:10% Calm: 0%

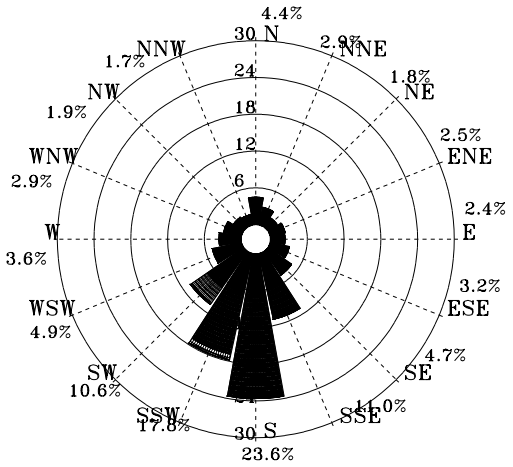


圖8.3.7 2007年 6月臺中港7站風玫瑰圖

2007/07/01-2007/07/31 TC-7

MEAN= 3.1m/s MAX= 7.5m/s(NNE) NO= 744(100%)

< 5 m/s:92% 5~10: 8% 10~15: 0% >15: 0%

N~E:10% E~S:19% S~W:56% W~N:15% Calm: 0%

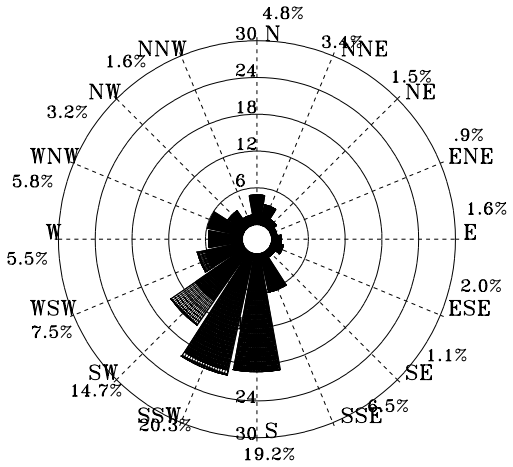


圖8.3.8 2007年 7月臺中港7站風玫瑰圖

.3 - 5m/s 5 - 10m/s 10 - 15m/s 15 - 20m/s > 20m/s



| W074TC70.RDB | Institute of Harbor & Marine Technology |
|---|---|

ROSWB.BAT(PLRWI2AV.FOR) 2008. 9 . 18

## Rose Diagram of Wind

2007/08/01-2007/08/31 TC-7
MEAN= 3.0m/s MAX=17.9m/s(NNE) NO= 744(100%)
< 5 m/s:89% 5~10:11% 10~15: 0% >15: 0%
N~E:24% E~S:25% S~W:35% W~N:15% Calm: 1%

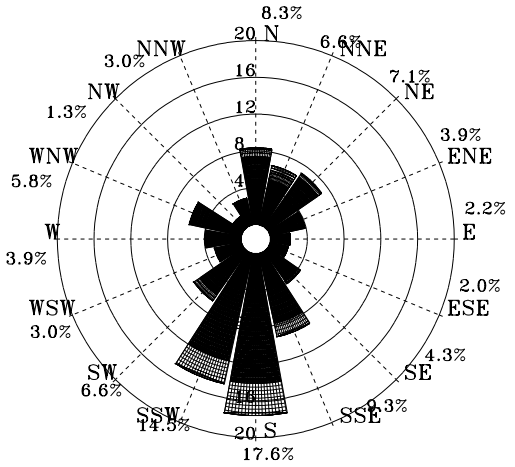


圖8.3.9 2007年 8月臺中港7站風玫瑰圖

2007/09/01-2007/09/30 TC-7
MEAN= 4.2m/s MAX=14.7m/s( N ) NO= 720(100%)
< 5 m/s:70% 5~10:21% 10~15: 9% >15: 0%
N~E:64% E~S:16% S~W:12% W~N: 8% Calm: 0%

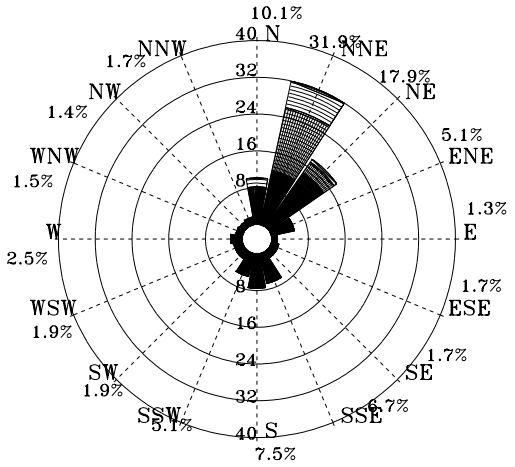


圖8.3.10 2007年 9月臺中港7站風玫瑰圖

2007/10/01-2007/10/31 TC-7
MEAN= 7.3m/s MAX=20.8m/s(NNE) NO= 744(100%)
< 5 m/s:32% 5~10:43% 10~15:20% >15: 5%
N~E:85% E~S: 3% S~W: 8% W~N: 4% Calm: 0%

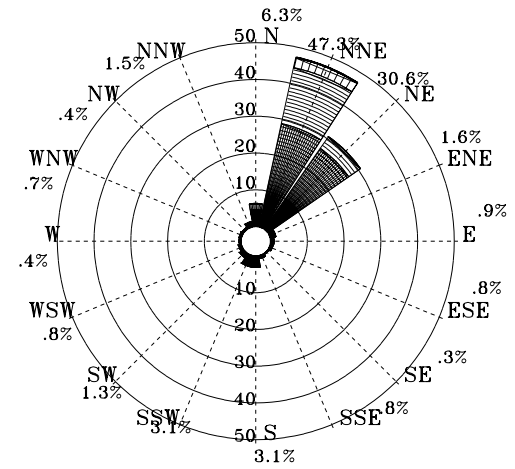


圖8.3.11 2007年10月臺中港7站風玫瑰圖

2007/11/01-2007/11/30 TC-7
MEAN= 9.9m/s MAX=23.3m/s(NNE) NO= 720(100%)
< 5 m/s:18% 5~10:31% 10~15:38% >15:13%
N~E:99% E~S: 1% S~W: 0% W~N: 0% Calm: 0%

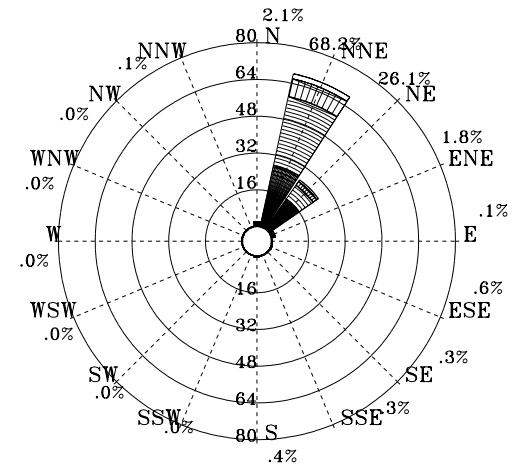


圖8.3.12 2007年11月臺中港7站風玫瑰圖

.3 - 5m/s　　5 - 10m/s　　10 - 15m/s　　15 - 20m/s　　> 20m/s

| W078TC70.RDB | Institute of Harbor & Marine Technology |
|---|---|

ROSWB.BAT(PLRWI2AV.FOR) 2008. 9 . 18

Rose Diagram of Wind

2006/12/01-2007/02/28 TC-7
MEAN= 7.1m/s MAX=16.8m/s( NE) NO= 2159(100%)
< 5 m/s:34% 5~10:41% 10~15:24% >15: 1%
N~E:92% E~S: 3% S~W: 2% W~N: 3% Calm: 0%

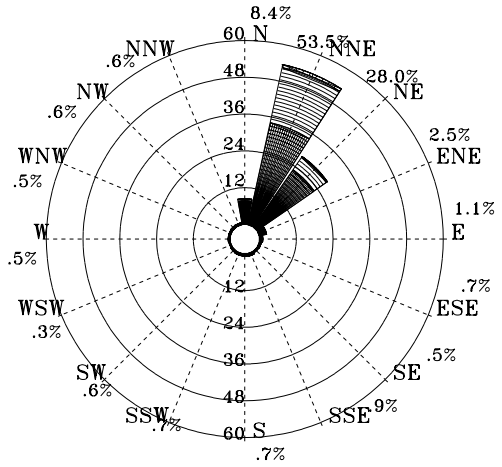


圖8.3.13 2007年冬季臺中港7站風玫瑰圖

2007/03/01-2007/05/31 TC-7
MEAN= 4.2m/s MAX=18.5m/s(NNE) NO= 2167( 98%)
< 5 m/s:71% 5~10:23% 10~15: 6% >15: 0%
N~E:55% E~S:12% S~W:22% W~N:11% Calm: 0%

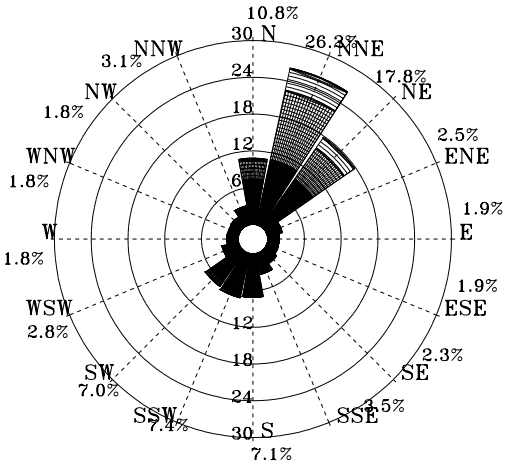


圖8.3.14 2007年春季臺中港7站風玫瑰圖

2007/06/01-2007/08/31 TC-7
MEAN= 3.0m/s MAX=17.9m/s(NNE) NO= 2208(100%)
< 5 m/s:92% 5~10: 8% 10~15: 0% >15: 0%
N~E:15% E~S:25% S~W:47% W~N:13% Calm: 0%

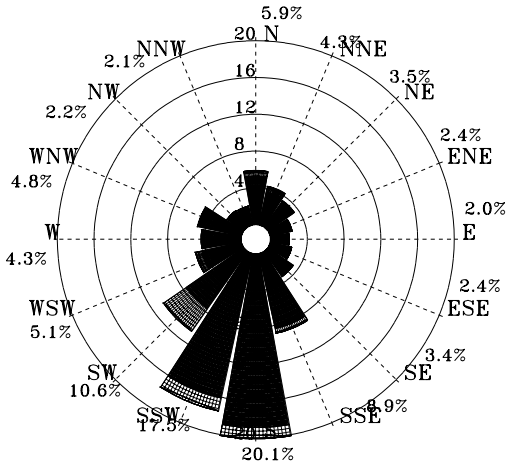


圖8.3.15 2007年夏季臺中港7站風玫瑰圖

2007/09/01-2007/11/30 TC-7
MEAN= 7.2m/s MAX=23.3m/s(NNE) NO= 2184(100%)
< 5 m/s:40% 5~10:32% 10~15:22% >15: 6%
N~E:82% E~S: 7% S~W: 7% W~N: 4% Calm: 0%

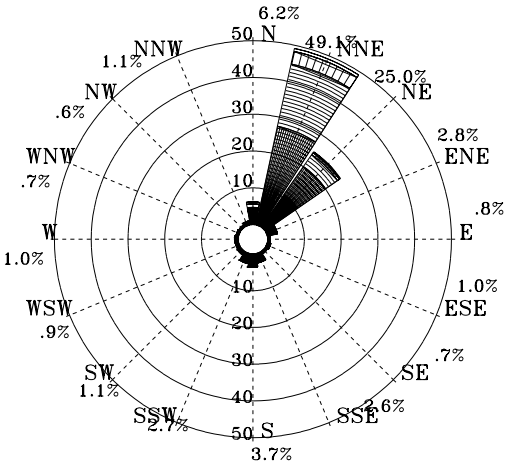


圖8.3.16 2007年秋季臺中港7站風玫瑰圖

.3 - 5m/s　　5 - 10m/s　　10 - 15m/s　　15 - 20m/s　　> 20m/s



| W07WTC70.RDB | Institute of Harbor & Marine Technology |
|---|---|

ROSWB.BAT(PLRWI2AV.FOR) 2008. 9 . 18

Rose Diagram of Wind

2006/12/01-2007/11/30 TC-7

MEAN= 5.4m/s MAX=23.3m/s(NNE) NO= 8718(100%)

< 5 m/s:59% 5~10:26% 10~15:13% >15: 2%

N~E:61% E~S:12% S~W:19% W~N: 8% Calm: 0%

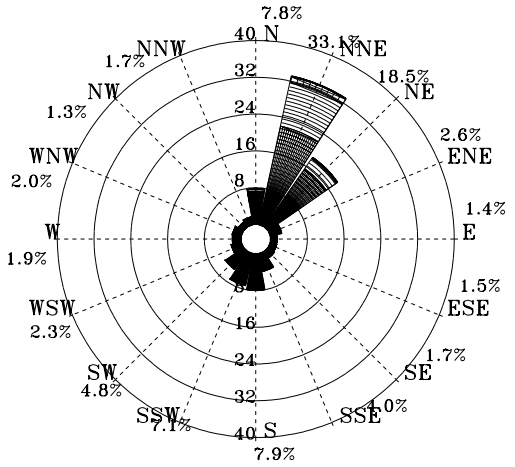


圖8.3.17 2007年全年臺中港7站風玫瑰圖

2001/12/01-2006/12/31 TC-7

MEAN= 8.0m/s MAX=26.5m/s(NNE) NO= 4435( 99%)

< 5 m/s:32% 5~10:34% 10~15:27% >15: 7%

N~E:92% E~S: 4% S~W: 1% W~N: 3% Calm: 0%

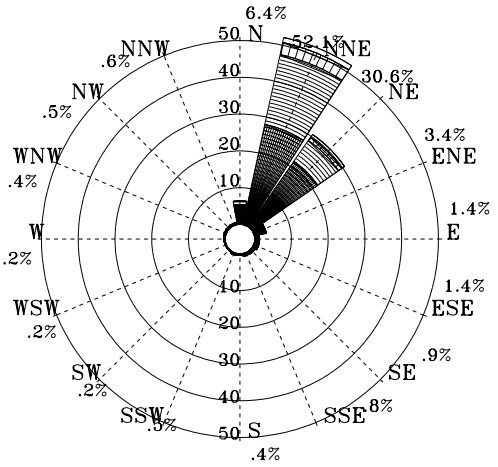


圖8.3.18 歷年12月臺中港7站風玫瑰圖

2002/01/01-2007/01/31 TC-7

MEAN= 7.1m/s MAX=17.8m/s( NE) NO= 4241( 95%)

< 5 m/s:32% 5~10:44% 10~15:23% >15: 1%

N~E:92% E~S: 4% S~W: 1% W~N: 3% Calm: 0%

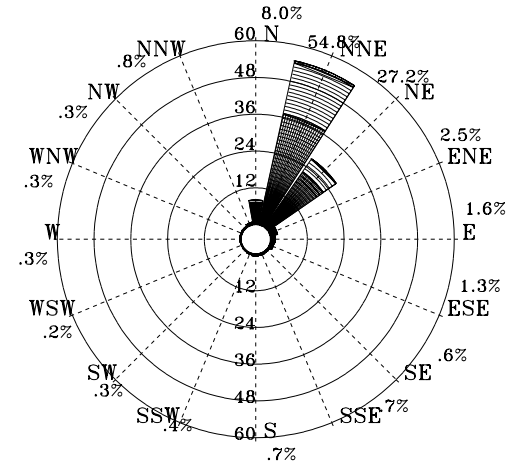


圖8.3.19 歷年 1月臺中港7站風玫瑰圖

2002/02/01-2007/02/28 TC-7

MEAN= 6.2m/s MAX=18.7m/s( N ) NO= 3335( 82%)

< 5 m/s:45% 5~10:36% 10~15:18% >15: 1%

N~E:82% E~S: 6% S~W: 5% W~N: 7% Calm: 0%

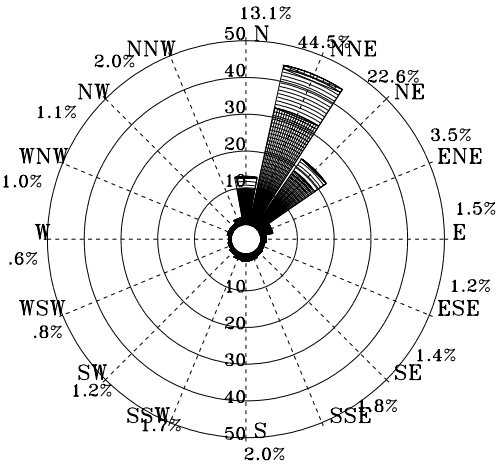


圖8.3.20 歷年 2月臺中港7站風玫瑰圖

.3 - 5m/s 5 - 10m/s 10 - 15m/s 15 - 20m/s > 20m/s

W070TC70.RDB | Institute of Harbor & Marine Technology

ROSWB.BAT(PLRWI2AV.FOR) 2008. 9 . 18

Rose Diagram of Wind

2002/03/01-2007/03/31 TC-7

MEAN= 5.6m/s MAX=19.9m/s(NNE) NO= 4275( 96%)

< 5 m/s:51% 5~10:37% 10~15:11% >15: 1%

N~E:76% E~S: 7% S~W: 9% W~N: 8% Calm: 0%

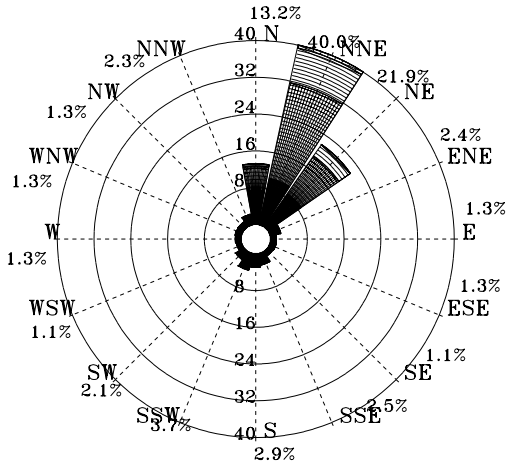


圖8.3.21 歷年 3月臺中港7站風玫瑰圖

2002/04/01-2007/04/30 TC-7

MEAN= 4.2m/s MAX=18.5m/s(NNE) NO= 3822( 88%)

< 5 m/s:69% 5~10:26% 10~15: 5% >15: 0%

N~E:55% E~S:11% S~W:22% W~N:12% Calm: 0%

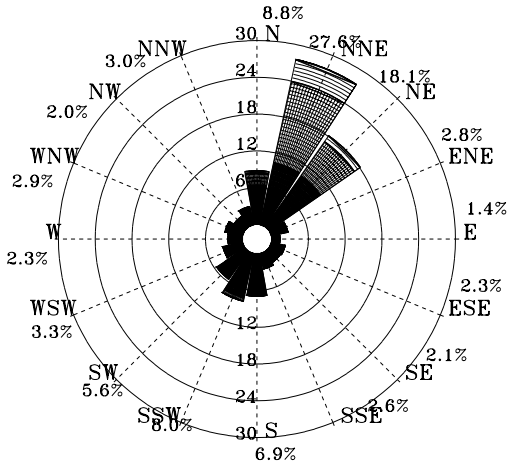


圖8.3.22 歷年 4月臺中港7站風玫瑰圖

2002/05/01-2007/05/31 TC-7

MEAN= 3.7m/s MAX=16.9m/s(NNE) NO= 4445(100%)

< 5 m/s:77% 5~10:20% 10~15: 3% >15: 0%

N~E:46% E~S:13% S~W:29% W~N:12% Calm: 0%

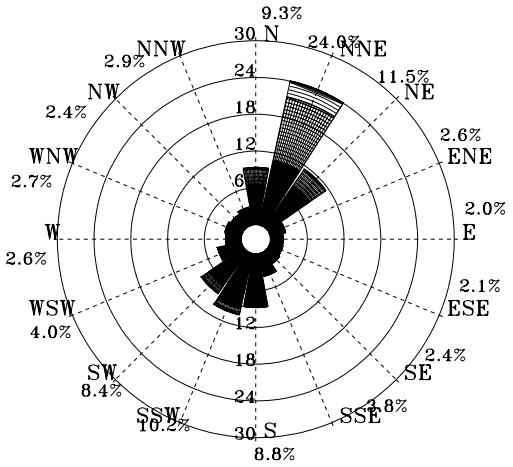


圖8.3.23 歷年 5月臺中港7站風玫瑰圖

2002/06/01-2007/06/30 TC-7

MEAN= 3.7m/s MAX=13.9m/s(NNE) NO= 3721( 86%)

< 5 m/s:80% 5~10:18% 10~15: 2% >15: 0%

N~E:26% E~S:19% S~W:48% W~N: 7% Calm: 0%

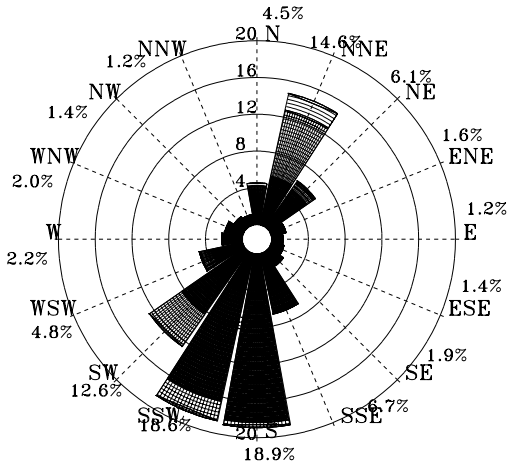


圖8.3.24 歷年 6月臺中港7站風玫瑰圖

.3 - 5m/s 5 - 10m/s 10 - 15m/s 15 - 20m/s > 20m/s

W443TC70.RDB | Institute of Harbor & Marine Technology

ROSWB.BAT(PLRWI2AV.FOR) 2008. 9 . 18

## Rose Diagram of Wind

2001/07/10-2007/07/31 TC-7
MEAN= 3.4m/s MAX=26.1m/s( N ) NO= 4717( 91%)
< 5 m/s:85% 5~10:12% 10~15: 2% >15: 1%
N~E:19% E~S:17% S~W:48% W~N:16% Calm: 0%

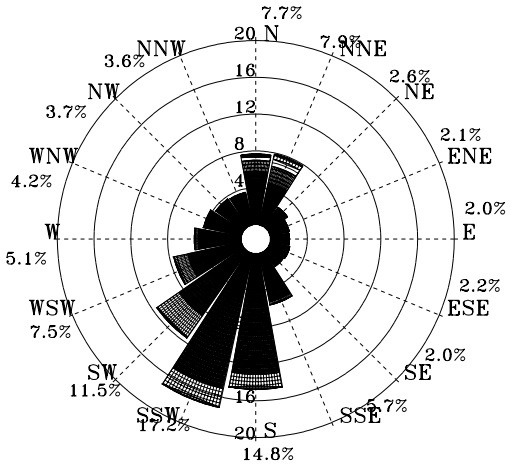


圖8.3.25 歷年 7月臺中港7站風玫瑰圖

2001/08/01-2007/08/31 TC-7
MEAN= 3.0m/s MAX=23.5m/s( N ) NO= 5208(100%)
< 5 m/s:88% 5~10:10% 10~15: 2% >15: 0%
N~E:26% E~S:21% S~W:35% W~N:18% Calm: 0%

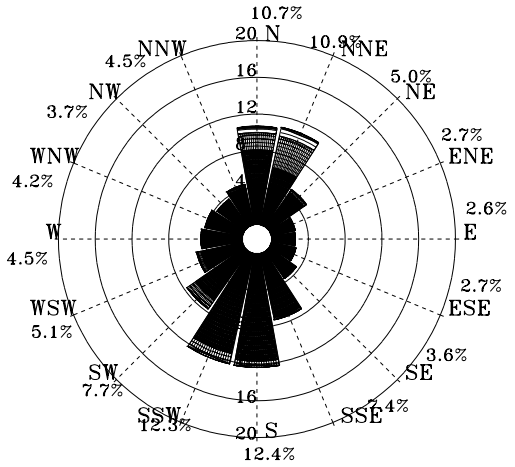


圖8.3.26 歷年 8月臺中港7站風玫瑰圖

2001/09/01-2007/09/30 TC-7
MEAN= 4.6m/s MAX=26.2m/s( N ) NO= 5040(100%)
< 5 m/s:68% 5~10:23% 10~15: 8% >15: 1%
N~E:64% E~S:14% S~W:13% W~N: 9% Calm: 0%

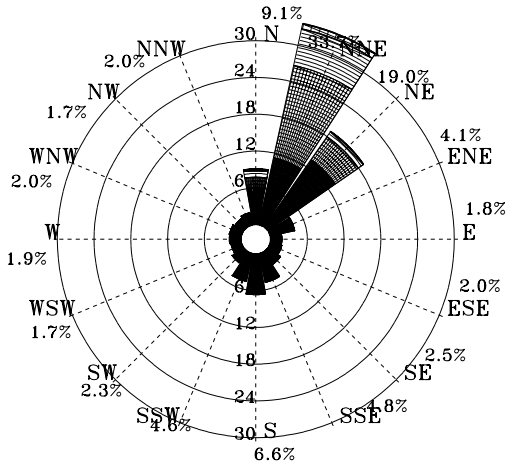


圖8.3.27 歷年 9月臺中港7站風玫瑰圖

2001/10/01-2007/10/31 TC-7
MEAN= 6.7m/s MAX=27.3m/s(NNE) NO= 5196(100%)
< 5 m/s:39% 5~10:38% 10~15:21% >15: 2%
N~E:90% E~S: 4% S~W: 3% W~N: 3% Calm: 0%

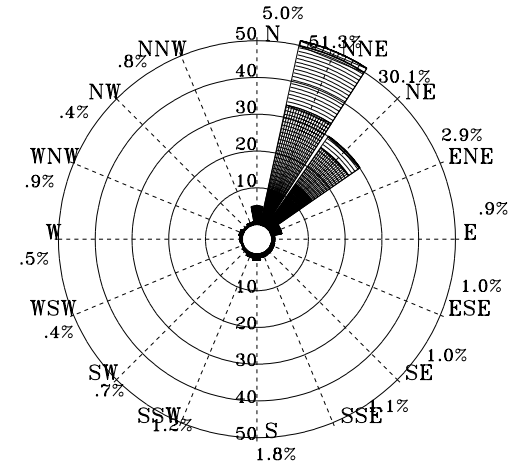


圖8.3.28 歷年10月臺中港7站風玫瑰圖

.3 - 5m/s　　5 - 10m/s　　10 - 15m/s　　15 - 20m/s　　> 20m/s



| W447TC70.RDB | Institute of Harbor & Marine Technology |
|---|---|

ROSWB.BAT(PLRWI2AV.FOR) 2008. 9 . 18

Rose Diagram of Wind

2001/11/01-2007/11/30 TC-7
MEAN= 7.6m/s MAX=23.3m/s(NNE) NO= 4996( 99%)
< 5 m/s:39% 5~10:28% 10~15:24% >15: 9%
N~E:87% E~S: 6% S~W: 2% W~N: 5% Calm: 0%

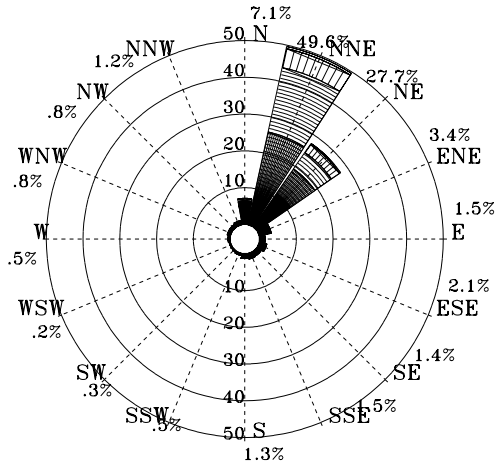


圖8.3.29 歷年11月臺中港7站風玫瑰圖

2001/12/01-2007/02/28 TC-7
MEAN= 7.2m/s MAX=26.5m/s(NNE) NO= 12011( 93%)
< 5 m/s:36% 5~10:38% 10~15:23% >15: 3%
N~E:90% E~S: 4% S~W: 2% W~N: 4% Calm: 0%

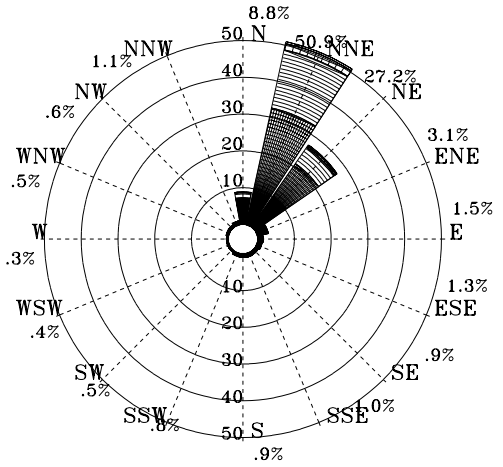


圖8.3.30 歷年冬季臺中港7站風玫瑰圖

2002/03/01-2007/05/31 TC-7
MEAN= 4.5m/s MAX=19.9m/s(NNE) NO= 12542( 95%)
< 5 m/s:66% 5~10:28% 10~15: 6% >15: 0%
N~E:59% E~S:10% S~W:20% W~N:11% Calm: 0%

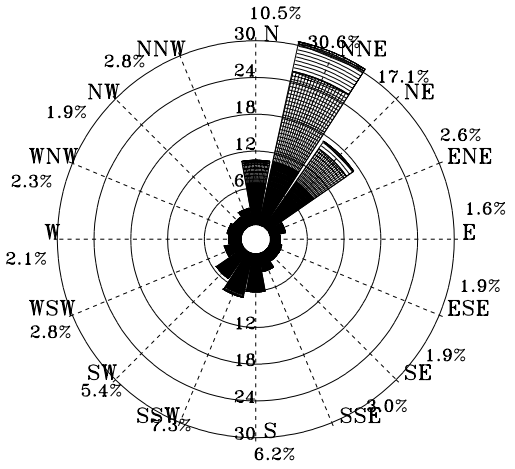


圖8.3.31 歷年春季臺中港7站風玫瑰圖

2001/07/10-2007/08/31 TC-7
MEAN= 3.3m/s MAX=26.1m/s( N ) NO= 13646( 93%)
< 5 m/s:85% 5~10:13% 10~15: 2% >15: 0%
N~E:24% E~S:19% S~W:43% W~N:14% Calm: 0%

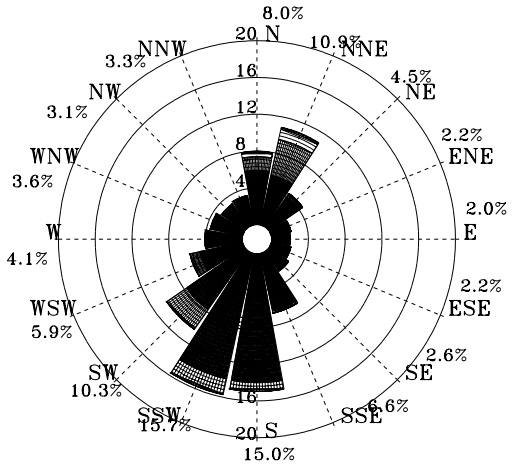


圖8.3.32 歷年夏季臺中港7站風玫瑰圖

.3 - 5m/s　　5 - 10m/s　　10 - 15m/s　　15 - 20m/s　　> 20m/s

W44BTC70.RDB　　Institute of Harbor & Marine Technology

ROSWB.BAT(PLRWI2AV.FOR)　　2008. 9 . 18

Rose Diagram of Wind

2001/09/01-2007/11/30 TC-7

MEAN= 6.3m/s MAX=27.3m/s(NNE) NO= 15232(100%)

< 5 m/s:48% 5~10:30% 10~15:18% >15: 4%

N~E:80% E~S: 8% S~W: 6% W~N: 6% Calm: 0%

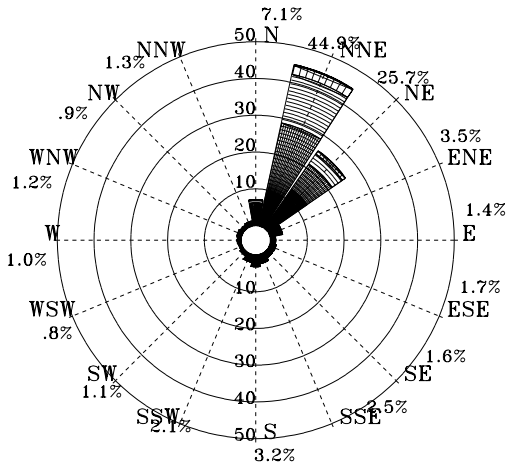


圖8.3.33 歷年秋季臺中港7站風玫瑰圖

2001/07/10-2007/11/30 TC-7

MEAN= 5.3m/s MAX=27.3m/s(NNE) NO= 53431( 95%)

< 5 m/s:59% 5~10:27% 10~15:12% >15: 2%

N~E:62% E~S:11% S~W:18% W~N: 9% Calm: 0%

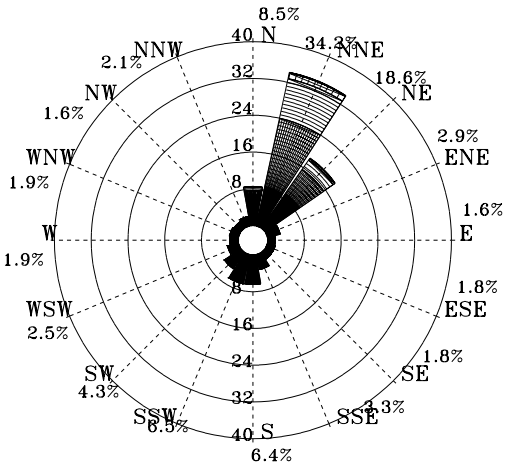


圖8.3.34 歷年全年臺中港7站風玫瑰圖

.3 - 5m/s 5 - 10m/s 10 - 15m/s 15 - 20m/s > 20m/s

W44FTC70.RDB | Institute of Harbor & Marine Technology

ROSWB.BAT(PLRWI2AV.FOR) 2008.9 .18

Rose Diagram of Wind

2006/12/01-2006/12/31 TC-W
MEAN= 6.0m/s MAX=13.5m/s( N ) NO= 744(100%)
< 5 m/s:38% 5~10:54% 10~15: 8% >15: 0%
N~E:39% E~S: 1% S~W: 1% W~N:58% Calm: 1%

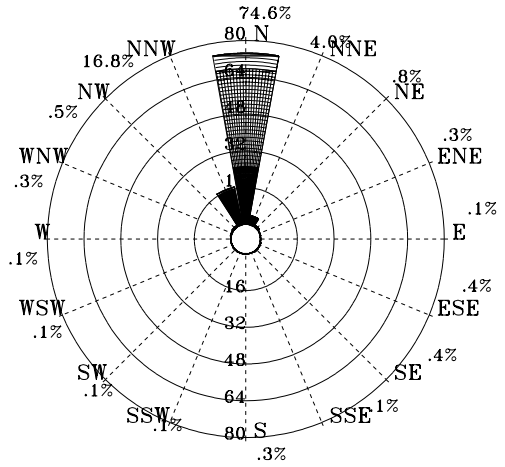


圖8.3.35 2006年12月臺中港 W 站風玫瑰圖

2007/01/01-2007/01/31 TC-W
MEAN= 6.6m/s MAX=13.3m/s( N ) NO= 741(100%)
< 5 m/s:25% 5~10:68% 10~15: 7% >15: 0%
N~E:23% E~S: 1% S~W: 0% W~N:75% Calm: 1%

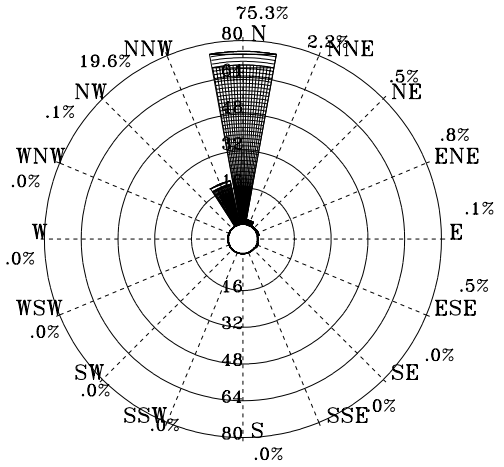


圖8.3.36 2007年 1月臺中港 W 站風玫瑰圖

2007/02/01-2007/02/28 TC-W
MEAN= 4.3m/s MAX=14.4m/s( N ) NO= 671(100%)
< 5 m/s:62% 5~10:35% 10~15: 3% >15: 0%
N~E:38% E~S: 7% S~W: 6% W~N:46% Calm: 3%

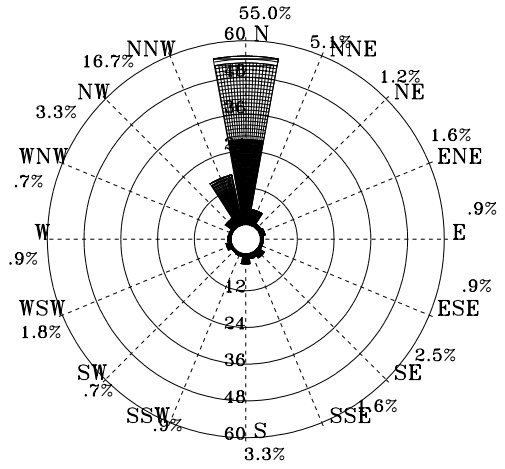


圖8.3.37 2007年 2月臺中港 W 站風玫瑰圖

2007/03/01-2007/03/31 TC-W
MEAN= 4.5m/s MAX=13.3m/s( N ) NO= 731( 98%)
< 5 m/s:61% 5~10:37% 10~15: 2% >15: 0%
N~E:30% E~S:10% S~W:14% W~N:44% Calm: 2%

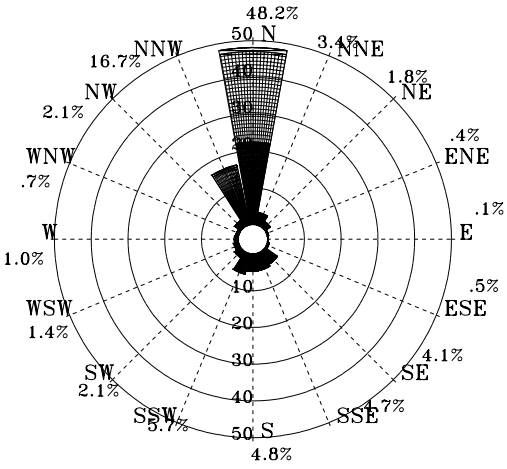


圖8.3.38 2007年 3月臺中港 W 站風玫瑰圖

.3 - 5m/s　　5 - 10m/s　　10 - 15m/s　　15 - 20m/s　　> 20m/s



| W06CTCW0.RDB | Institute of Harbor & Marine Technology |
|---|---|

ROSWB.BAT(PLRWI2AV.FOR) 2008. 9 . 18

Rose Diagram of Wind

2007/04/01-2007/04/30 TC-W
MEAN= 3.9m/s MAX=15.4m/s( NW) NO= 720(100%)
< 5 m/s:68% 5~10:29% 10~15: 3% >15: 0%
N~E:33% E~S:11% S~W:11% W~N:40% Calm: 5%

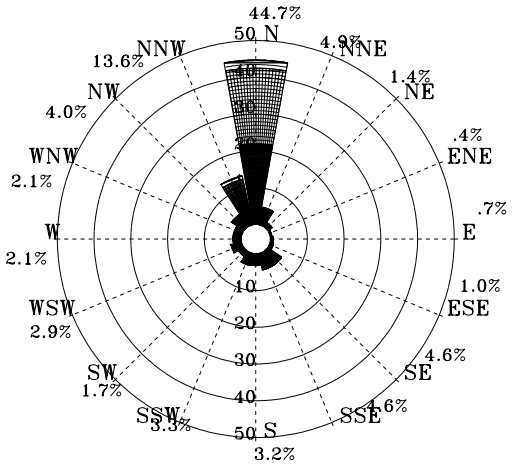


圖8.3.39 2007年 4 月臺中港 W 站風玫瑰圖

2007/05/01-2007/05/31 TC-W
MEAN= 2.9m/s MAX= 8.6m/s(NNW) NO= 744(100%)
< 5 m/s:85% 5~10:15% 10~15: 0% >15: 0%
N~E:14% E~S:22% S~W:25% W~N:32% Calm: 7%

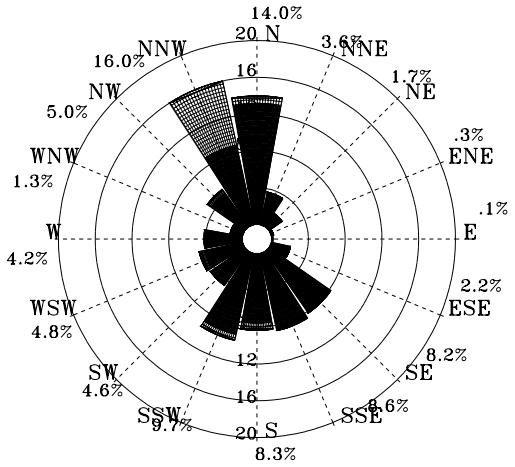


圖8.3.40 2007年 5 月臺中港 W 站風玫瑰圖

2007/06/01-2007/06/30 TC-W
MEAN= 3.3m/s MAX= 9.9m/s(WSW) NO= 711( 99%)
< 5 m/s:82% 5~10:18% 10~15: 0% >15: 0%
N~E: 6% E~S:46% S~W:30% W~N:12% Calm: 6%

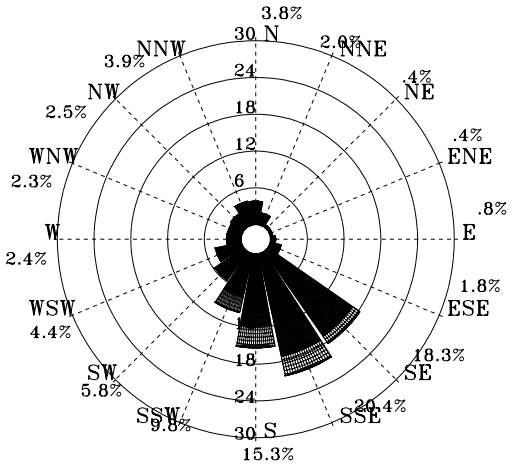


圖8.3.41 2007年 6 月臺中港 W 站風玫瑰圖

2007/07/01-2007/07/31 TC-W
MEAN= 3.6m/s MAX= 8.2m/s(WSW) NO= 744(100%)
< 5 m/s:80% 5~10:20% 10~15: 0% >15: 0%
N~E: 6% E~S:39% S~W:38% W~N:16% Calm: 1%

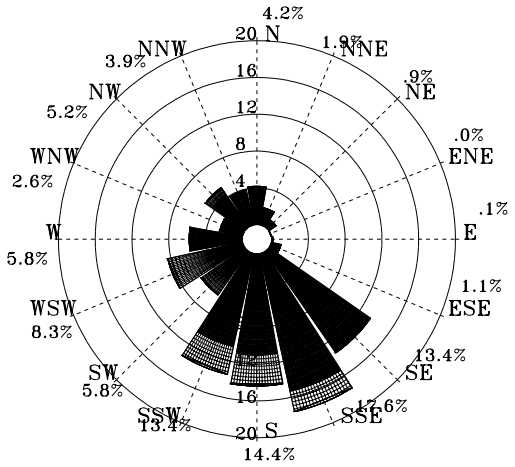


圖8.3.42 2007年 7 月臺中港 W 站風玫瑰圖

.3 - 5m/s  5 - 10m/s  10 - 15m/s  15 - 20m/s  > 20m/s

| W074TCW0.RDB | Institute of Harbor & Marine Technology |
|---|---|

ROSWB.BAT(PLRWI2AV.FOR) 2008. 9 . 18

Rose Diagram of Wind

2007/08/01-2007/08/31 TC-W

MEAN= 3.4m/s MAX=11.7m/s(SSE) NO= 744(100%)

< 5 m/s:74% 5~10:25% 10~15: 1% >15: 0%

N~E:14% E~S:40% S~W:21% W~N:21% Calm: 4%

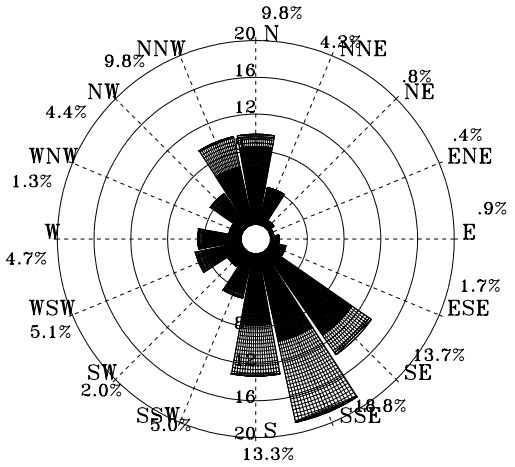


圖8.3.43 2007年 8 月臺中港 W 站風玫瑰圖

2007/09/01-2007/09/30 TC-W

MEAN= 3.9m/s MAX=16.1m/s(NNW) NO= 716( 99%)

< 5 m/s:70% 5~10:25% 10~15: 4% >15: 1%

N~E:26% E~S:20% S~W:10% W~N:40% Calm: 4%

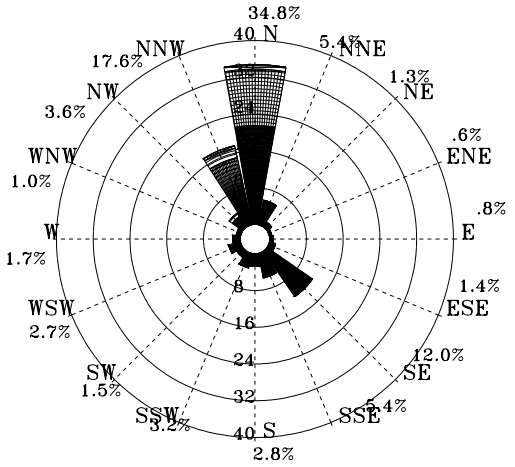


圖8.3.44 2007年 9 月臺中港 W 站風玫瑰圖

2007/10/01-2007/10/31 TC-W

MEAN= 6.1m/s MAX=25.5m/s( NW) NO= 742(100%)

< 5 m/s:36% 5~10:54% 10~15: 7% >15: 3%

N~E:34% E~S: 6% S~W: 4% W~N:53% Calm: 3%

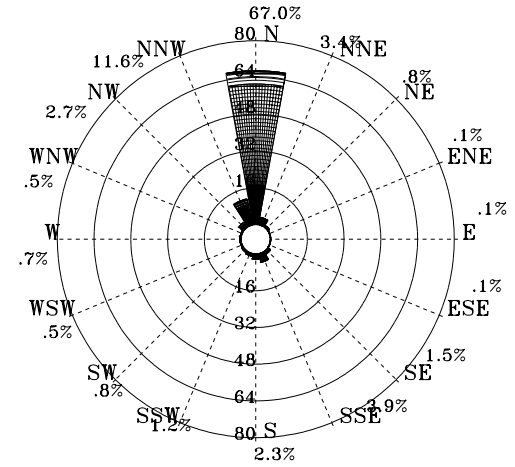


圖8.3.45 2007年10 月臺中港 W 站風玫瑰圖

2007/11/01-2007/11/30 TC-W

MEAN= 7.3m/s MAX=16.3m/s( N ) NO= 719(100%)

< 5 m/s:26% 5~10:53% 10~15:20% >15: 1%

N~E:33% E~S: 1% S~W: 0% W~N:65% Calm: 1%

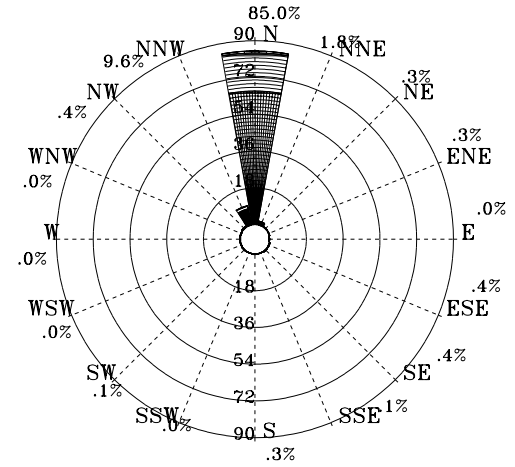


圖8.3.46 2007年11 月臺中港 W 站風玫瑰圖

.3 - 5m/s 5 - 10m/s 10 - 15m/s 15 - 20m/s > 20m/s



| W078TCW0.RDB | Institute of Harbor & Marine Technology |
|---|---|

ROSWB.BAT(PLRWI2AV.FOR) 2008. 9 . 18

Rose Diagram of Wind

2006/12/01-2007/02/28 TC-W
MEAN= 5.7m/s MAX=14.4m/s( N ) NO= 2156(100%)
< 5 m/s:41% 5~10:53% 10~15: 6% >15: 0%
N~E:33% E~S: 3% S~W: 2% W~N:61% Calm: 1%

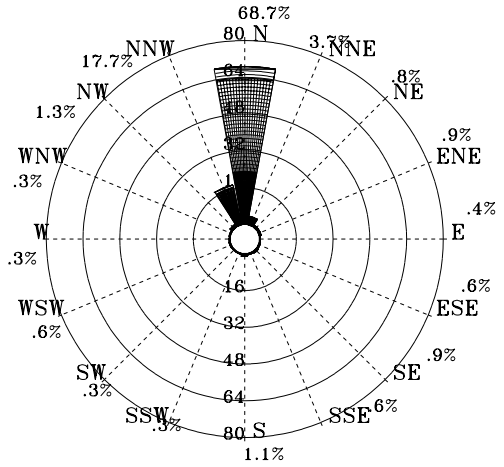


圖8.3.47 2007年冬季臺中港 W 站風玫瑰圖

2007/03/01-2007/05/31 TC-W
MEAN= 3.8m/s MAX=15.4m/s( NW) NO= 2195( 99%)
< 5 m/s:71% 5~10:27% 10~15: 2% >15: 0%
N~E:26% E~S:15% S~W:17% W~N:37% Calm: 5%

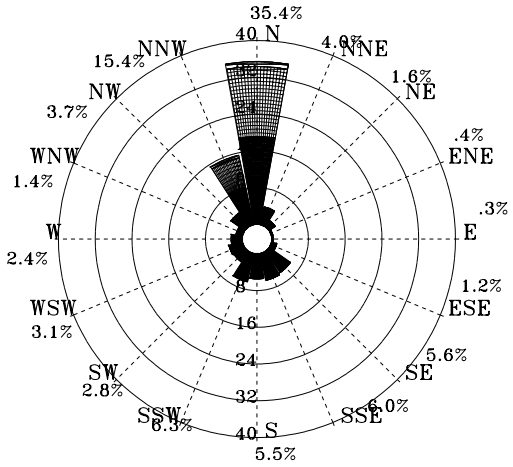


圖8.3.48 2007年春季臺中港 W 站風玫瑰圖

2007/06/01-2007/08/31 TC-W
MEAN= 3.4m/s MAX=11.7m/s(SSE) NO= 2199(100%)
< 5 m/s:79% 5~10:21% 10~15: 0% >15: 0%
N~E: 8% E~S:42% S~W:30% W~N:16% Calm: 4%

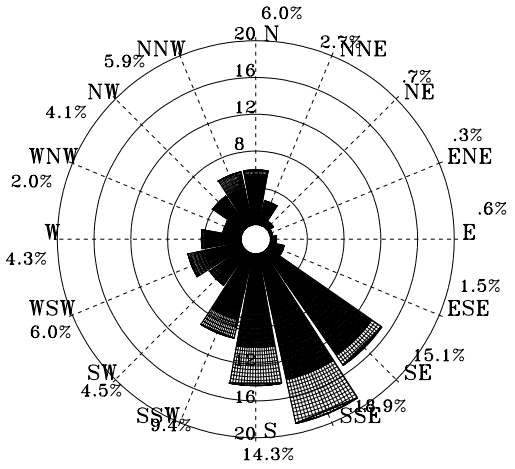


圖8.3.49 2007年夏季臺中港 W 站風玫瑰圖

2007/09/01-2007/11/30 TC-W
MEAN= 5.8m/s MAX=25.5m/s( NW) NO= 2177(100%)
< 5 m/s:44% 5~10:44% 10~15:10% >15: 2%
N~E:31% E~S: 9% S~W: 5% W~N:52% Calm: 3%

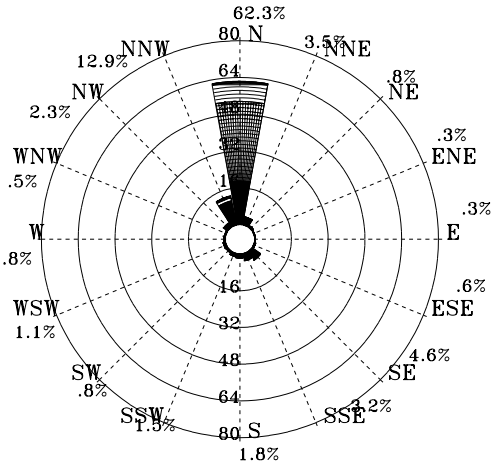


圖8.3.50 2007年秋季臺中港 W 站風玫瑰圖

.3 - 5m/s　　5 - 10m/s　　10 - 15m/s　　15 - 20m/s　　> 20m/s



| W07WTCW0.RDB | Institute of Harbor & Marine Technology |
|---|---|

ROSWB.BAT(PLRWI2AV.FOR)　　2008. 9 . 18

## Rose Diagram of Wind

2006/12/01-2007/11/30 TC-W
MEAN= 4.7m/s MAX=25.5m/s( NW) NO= 8727(100%)
< 5 m/s:59% 5~10:36% 10~15: 5% >15: 0%
N~E:24% E~S:17% S~W:13% W~N:43% Calm: 3%

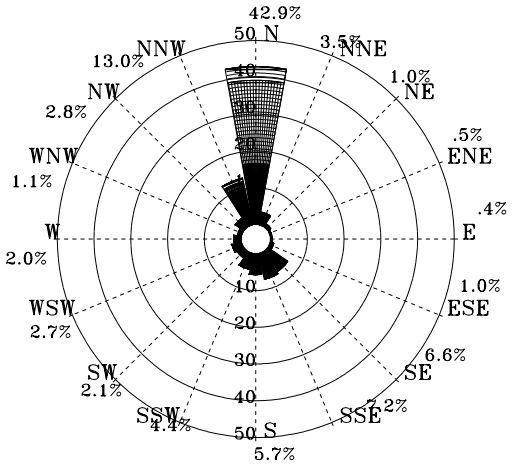


圖8.3.51 2007年全年臺中港 W 站風玫瑰圖

1996/12/01-2006/12/31 TC-W
MEAN= 6.2m/s MAX=16.5m/s(NNE) NO= 2972(100%)
< 5 m/s:38% 5~10:51% 10~15:11% >15: 0%
N~E:55% E~S: 2% S~W: 1% W~N:41% Calm: 1%

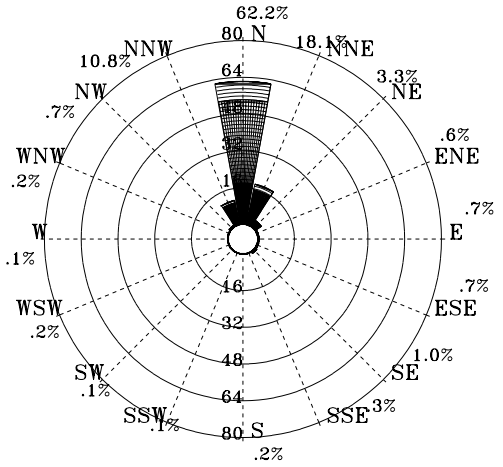


圖8.3.52 歷年12月臺中港 W 站風玫瑰圖

1996/01/01-2007/01/31 TC-W
MEAN= 6.4m/s MAX=16.2m/s( N ) NO= 4273( 96%)
< 5 m/s:32% 5~10:58% 10~15:10% >15: 0%
N~E:53% E~S: 2% S~W: 1% W~N:43% Calm: 1%

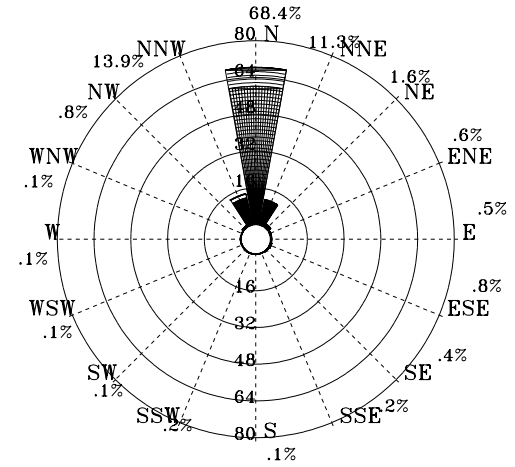


圖8.3.53 歷年 1 月臺中港 W 站風玫瑰圖

1996/02/01-2007/02/28 TC-W
MEAN= 5.8m/s MAX=16.7m/s( N ) NO= 4067(100%)
< 5 m/s:43% 5~10:46% 10~15:11% >15: 0%
N~E:50% E~S: 6% S~W: 4% W~N:39% Calm: 1%

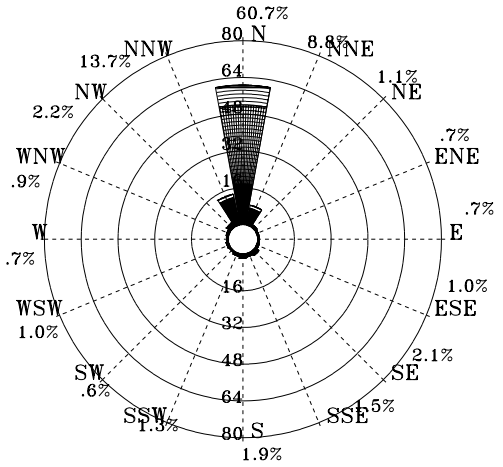


圖8.3.54 歷年 2 月臺中港 W 站風玫瑰圖

.3 - 5m/s　　5 - 10m/s　　10 - 15m/s　　15 - 20m/s　　> 20m/s



| W070TCW0.RDB | Institute of Harbor & Marine Technology |
|---|---|

ROSWB.BAT(PLRWI2AV.FOR) 2008. 9 . 18

Rose Diagram of Wind

1996/03/01-2007/03/31 TC-W
MEAN= 5.1m/s MAX=16.2m/s( N ) NO= 4443(100%)
< 5 m/s:52% 5~10:43% 10~15: 5% >15: 0%
N~E:50% E~S: 8% S~W: 7% W~N:34% Calm: 1%

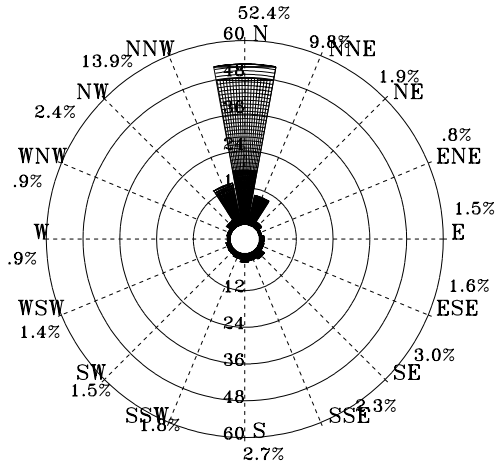


圖8.3.55 歷年 3月臺中港 W 站風玫瑰圖

1996/04/01-2007/04/30 TC-W
MEAN= 4.3m/s MAX=15.4m/s( NW) NO= 4295( 99%)
< 5 m/s:66% 5~10:30% 10~15: 4% >15: 0%
N~E:40% E~S:16% S~W:14% W~N:28% Calm: 2%

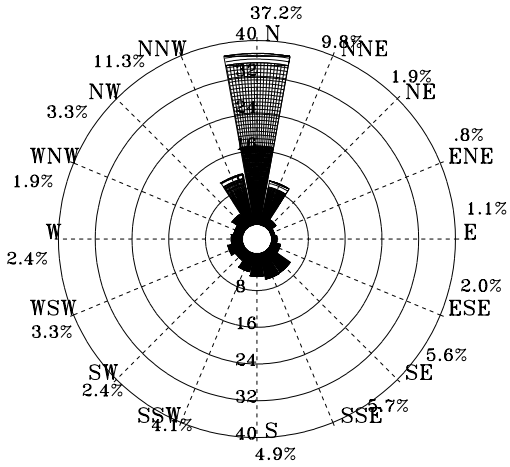


圖8.3.56 歷年 4月臺中港 W 站風玫瑰圖

1996/05/01-2007/05/31 TC-W
MEAN= 3.8m/s MAX=13.7m/s( N ) NO= 4434( 99%)
< 5 m/s:74% 5~10:24% 10~15: 2% >15: 0%
N~E:29% E~S:22% S~W:22% W~N:24% Calm: 3%

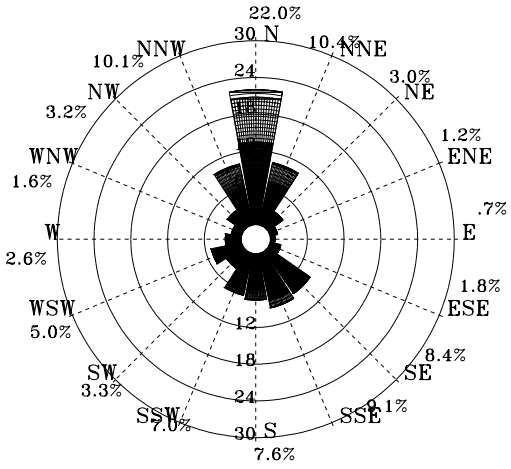


圖8.3.57 歷年 5月臺中港 W 站風玫瑰圖

1996/06/01-2007/06/30 TC-W
MEAN= 3.9m/s MAX=12.4m/s( N ) NO= 4306(100%)
< 5 m/s:71% 5~10:28% 10~15: 1% >15: 0%
N~E:13% E~S:40% S~W:29% W~N:16% Calm: 2%

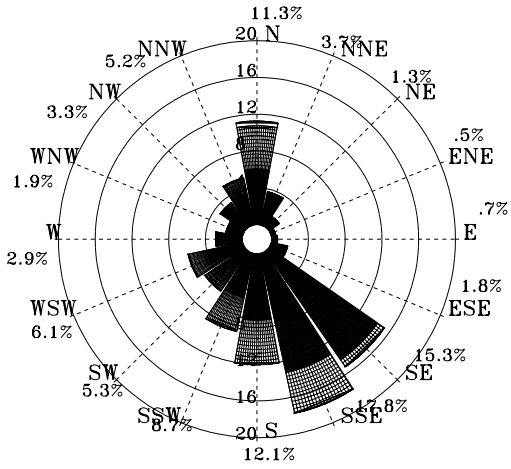


圖8.3.58 歷年 6月臺中港 W 站風玫瑰圖

.3 - 5m/s  5 - 10m/s  10 - 15m/s  15 - 20m/s  > 20m/s



| W443TCW0.RDB | Institute of Harbor & Marine Technology |
|---|---|

ROSWB.BAT(PLRWI2AV.FOR) 2008. 9 . 18

Rose Diagram of Wind

1996/07/01-2007/07/31 TC-W
MEAN= 4.1m/s MAX=24.6m/s(NNW) NO= 3715(100%)
< 5 m/s:73% 5~10:23% 10~15: 3% >15: 1%
N~E:10% E~S:34% S~W:30% W~N:24% Calm: 2%

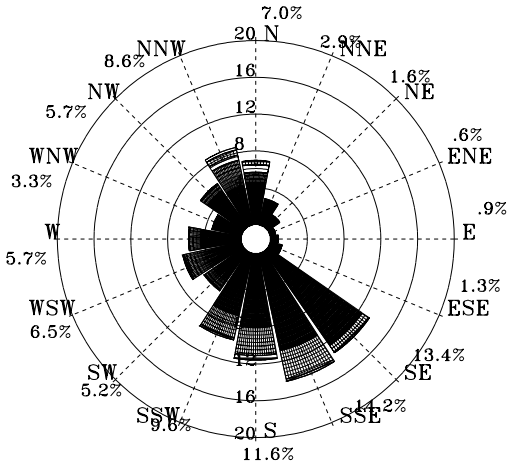


圖8.3.59 歷年 7月臺中港 W 站風玫瑰圖

1996/08/01-2007/08/31 TC-W
MEAN= 3.5m/s MAX=22.4m/s(NNW) NO= 3719(100%)
< 5 m/s:77% 5~10:21% 10~15: 2% >15: 0%
N~E:13% E~S:32% S~W:23% W~N:28% Calm: 4%

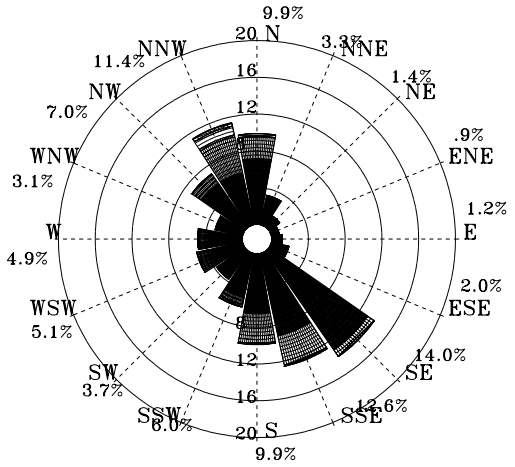


圖8.3.60 歷年 8月臺中港 W 站風玫瑰圖

1996/09/01-2007/09/30 TC-W
MEAN= 4.1m/s MAX=29.5m/s(NNW) NO= 3578( 99%)
< 5 m/s:71% 5~10:24% 10~15: 5% >15: 0%
N~E:36% E~S:19% S~W: 9% W~N:33% Calm: 3%

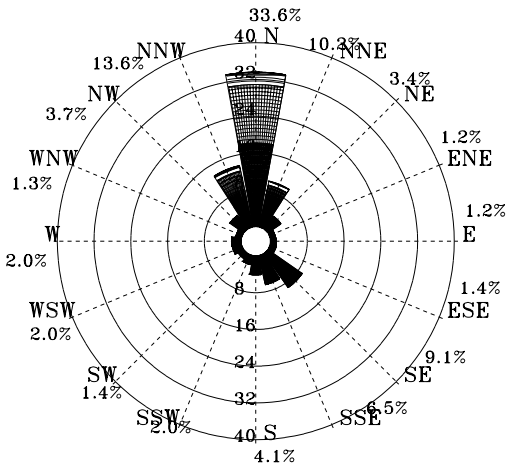


圖8.3.61 歷年 9月臺中港 W 站風玫瑰圖

1996/10/01-2007/10/31 TC-W
MEAN= 5.9m/s MAX=25.8m/s(NNW) NO= 3682( 99%)
< 5 m/s:41% 5~10:48% 10~15:10% >15: 1%
N~E:55% E~S: 4% S~W: 2% W~N:38% Calm: 1%

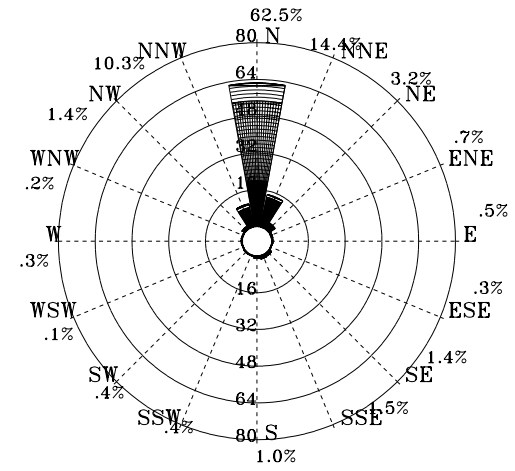


圖8.3.62 歷年10月臺中港 W 站風玫瑰圖

.3 - 5m/s　　5 - 10m/s　　10 - 15m/s　　15 - 20m/s　　> 20m/s

W447TCW0.RDB | Institute of Harbor & Marine Technology

ROSWB.BAT(PLRWI2AV.FOR) 2008. 9 . 18

Rose Diagram of Wind

1996/11/01-2007/11/30 TC-W
MEAN= 5.5m/s MAX=16.3m/s( N ) NO= 3577( 99%)
< 5 m/s:49% 5~10:40% 10~15:11% >15: 0%
N~E:49% E~S: 6% S~W: 2% W~N:40% Calm: 3%

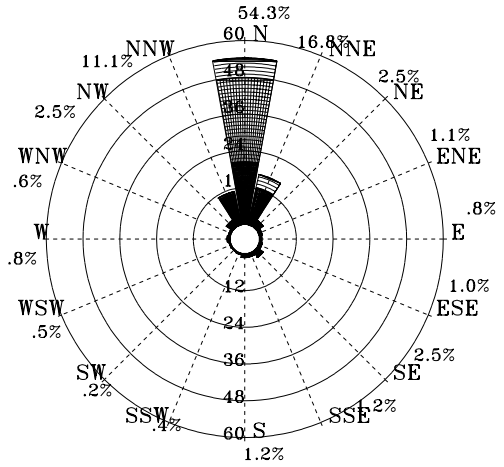


圖8.3.63 歷年11月臺中港 W 站風玫瑰圖

1996/01/01-2007/02/28 TC-W
MEAN= 6.1m/s MAX=16.7m/s( N ) NO= 11312( 98%)
< 5 m/s:38% 5~10:51% 10~15:11% >15: 0%
N~E:53% E~S: 3% S~W: 2% W~N:41% Calm: 1%

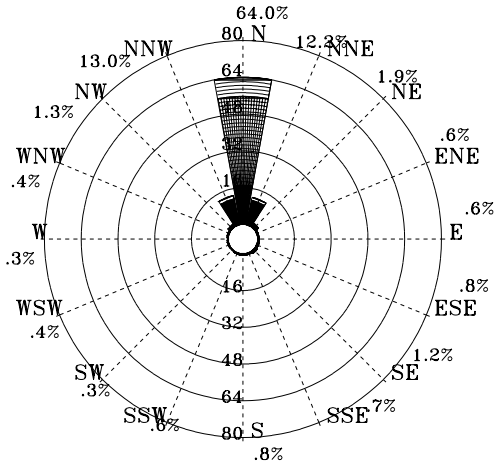


圖8.3.64 歷年冬季臺中港 W 站風玫瑰圖

1996/03/01-2007/05/31 TC-W
MEAN= 4.4m/s MAX=16.2m/s( N ) NO= 13172( 99%)
< 5 m/s:64% 5~10:32% 10~15: 4% >15: 0%
N~E:40% E~S:15% S~W:14% W~N:29% Calm: 2%

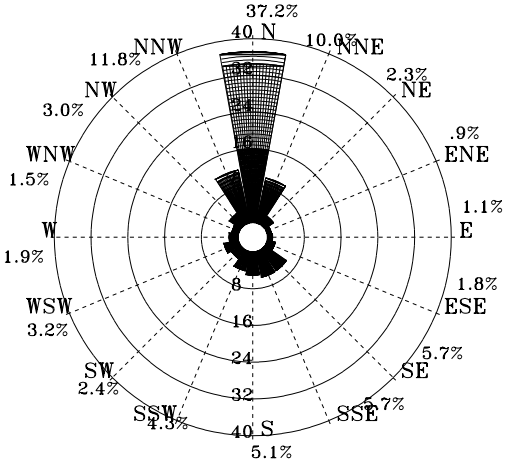


圖8.3.65 歷年春季臺中港 W 站風玫瑰圖

1996/06/01-2007/08/31 TC-W
MEAN= 3.8m/s MAX=24.6m/s(NNW) NO= 11740(100%)
< 5 m/s:73% 5~10:24% 10~15: 2% >15: 1%
N~E:12% E~S:34% S~W:28% W~N:23% Calm: 3%

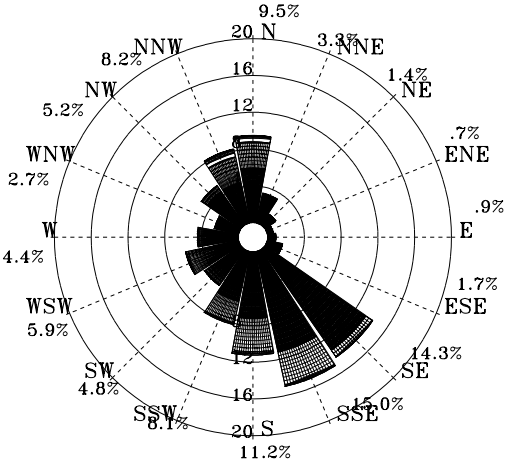


圖8.3.66 歷年夏季臺中港 W 站風玫瑰圖

.3 - 5m/s　　5 - 10m/s　　10 - 15m/s　　15 - 20m/s　　> 20m/s



| W44BTCW0.RDB | Institute of Harbor & Marine Technology |
|---|---|

ROSWB.BAT(PLRWI2AV.FOR) 2008. 9 . 18

Rose Diagram of Wind

1996/09/01-2007/11/30 TC-W

MEAN= 5.2m/s MAX=29.5m/s(NNW) NO= 10837( 99%)

< 5 m/s:54% 5~10:37% 10~15: 9% >15: 0%

N~E:47% E~S:10% S~W: 4% W~N:37% Calm: 2%

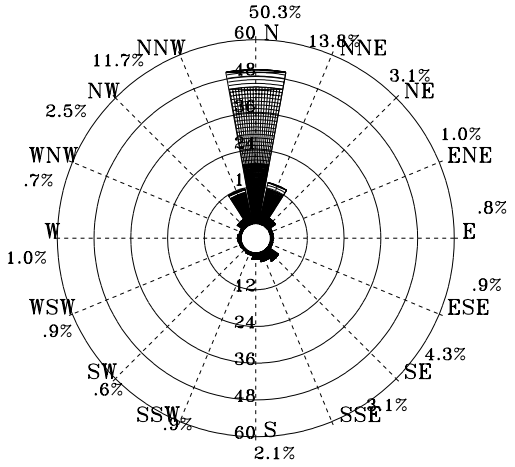


圖8.3.67 歷年秋季臺中港 W 站風玫瑰圖

1996/01/01-2007/11/30 TC-W

MEAN= 4.9m/s MAX=29.5m/s(NNW) NO= 47061( 99%)

< 5 m/s:58% 5~10:36% 10~15: 6% >15: 0%

N~E:38% E~S:16% S~W:12% W~N:32% Calm: 2%

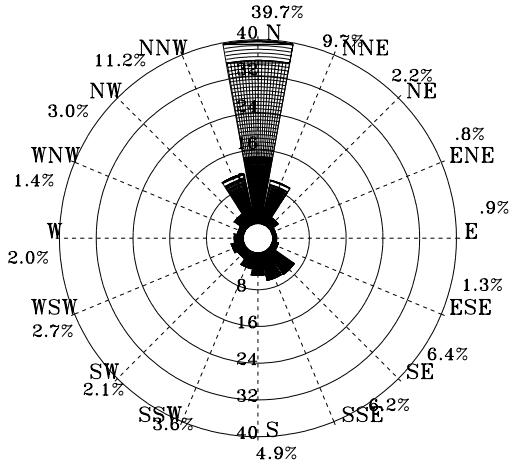


圖8.3.68 歷年全年臺中港 W 站風玫瑰圖

.3 - 5m/s　　5 - 10m/s　　10 - 15m/s　　15 - 20m/s　　> 20m/s

W44FTCW0.RDB　　Institute of Harbor & Marine Technology

ROSWB.BAT(PLRWI2AV.FOR)　　2008. 9 . 18

## 8.4　2007年安平港風力玫瑰圖

## Rose Diagram of Wind

2006/12/01-2006/12/31 AP-1
MEAN= 7.2m/s MAX=17.6m/s( N ) NO= 743(100%)
< 5 m/s:24% 5~10:60% 10~15:14% >15: 2%
N~E:85% E~S: 0% S~W: 0% W~N:15% Calm: 0%

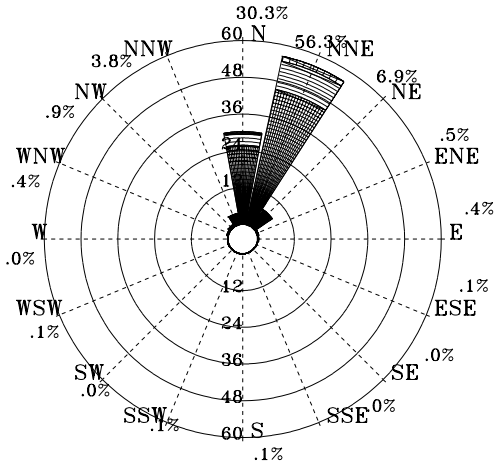


圖8.4.1 2006年12月安平港1站風玫瑰圖

2007/01/26-2007/01/31 AP-1
MEAN= 8.0m/s MAX=10.4m/s( N ) NO= 57( 8%)
< 5 m/s: 4% 5~10:91% 10~15: 5% >15: 0%
N~E:82% E~S: 0% S~W: 0% W~N:18% Calm: 0%

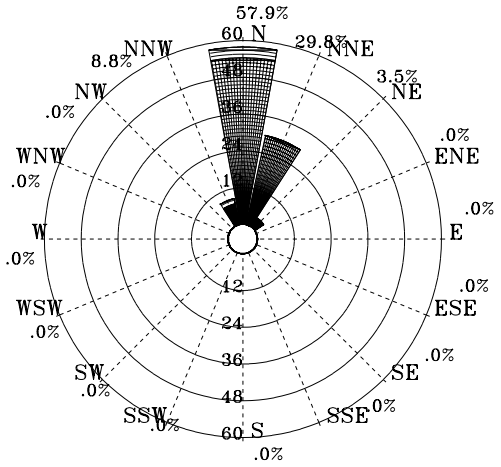


圖8.4.2 2007年 1月安平港1站風玫瑰圖

2007/02/01-2007/02/10 AP-1
MEAN= 6.1m/s MAX=14.0m/s( N ) NO= 221( 33%)
< 5 m/s:42% 5~10:46% 10~15:12% >15: 0%
N~E:66% E~S: 0% S~W: 0% W~N:34% Calm: 0%

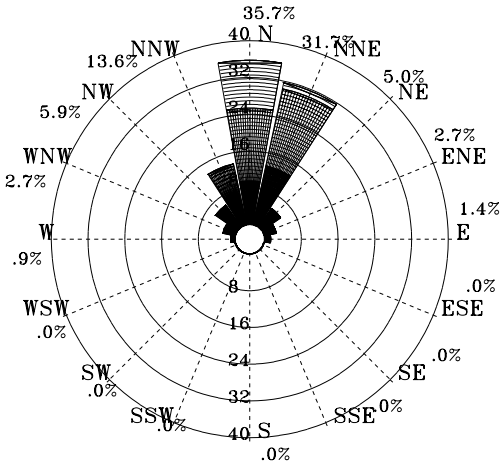


圖8.4.3 2007年 2月安平港1站風玫瑰圖

2007/03/07-2007/03/31 AP-1
MEAN= 5.5m/s MAX=15.0m/s( N ) NO= 498( 67%)
< 5 m/s:43% 5~10:52% 10~15: 5% >15: 0%
N~E:46% E~S: 7% S~W:17% W~N:29% Calm: 1%

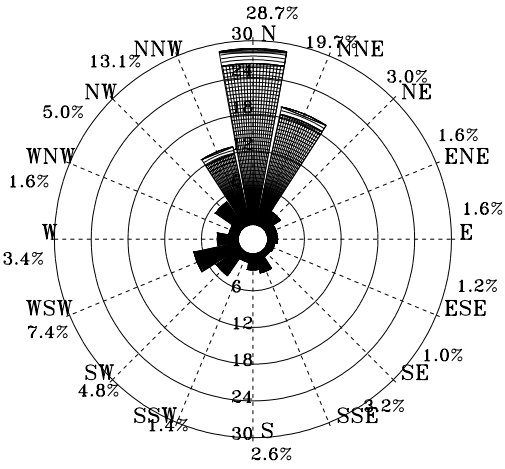


圖8.4.4 2007年 3月安平港1站風玫瑰圖

.3 - 5m/s　　5 - 10m/s　　10 - 15m/s　　15 - 20m/s　　> 20m/s



| W06CAP10.RDB | Institute of Harbor & Marine Technology |
|---|---|

ROSWB.BAT(PLRWI2AV.FOR) 2008. 9 . 18

Rose Diagram of Wind

2007/04/01-2007/04/30 AP-1
MEAN= 5.0m/s MAX=16.3m/s( N ) NO= 624( 87%)
< 5 m/s:56% 5~10:39% 10~15: 5% >15: 0%
N~E:44% E~S: 8% S~W:14% W~N:34% Calm: 0%

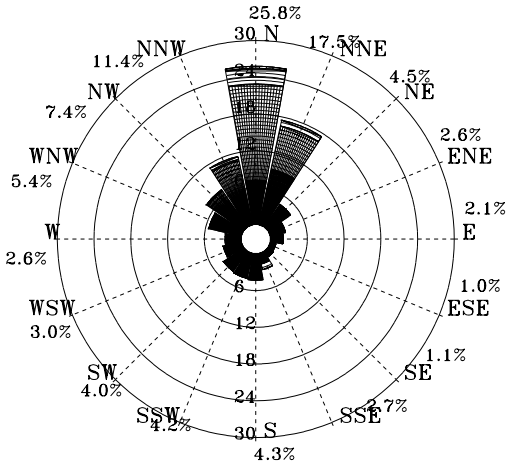


圖8.4.5 2007年 4月安平港1站風玫瑰圖

2007/05/01-2007/05/31 AP-1
MEAN= 3.7m/s MAX= 9.5m/s( N ) NO= 680( 91%)
< 5 m/s:76% 5~10:24% 10~15: 0% >15: 0%
N~E:18% E~S:19% S~W:26% W~N:36% Calm: 1%

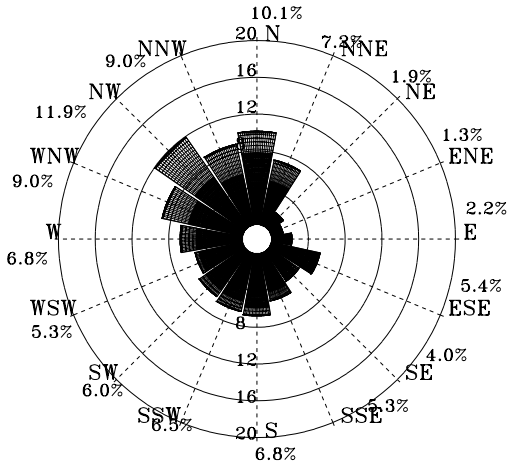


圖8.4.6 2007年 5月安平港1站風玫瑰圖

2007/06/01-2007/06/30 AP-1
MEAN= 4.8m/s MAX=13.0m/s(SSE) NO= 697( 97%)
< 5 m/s:63% 5~10:30% 10~15: 7% >15: 0%
N~E:13% E~S:50% S~W:25% W~N:12% Calm: 0%

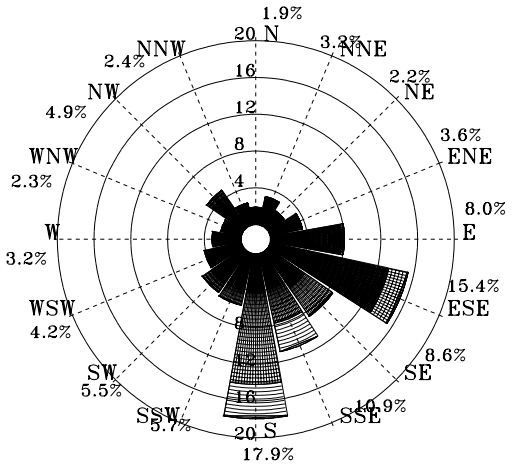


圖8.4.7 2007年 6月安平港1站風玫瑰圖

2007/07/01-2007/07/31 AP-1
MEAN= 4.2m/s MAX=12.1m/s(SSE) NO= 727( 98%)
< 5 m/s:66% 5~10:33% 10~15: 1% >15: 0%
N~E:13% E~S:31% S~W:29% W~N:26% Calm: 1%

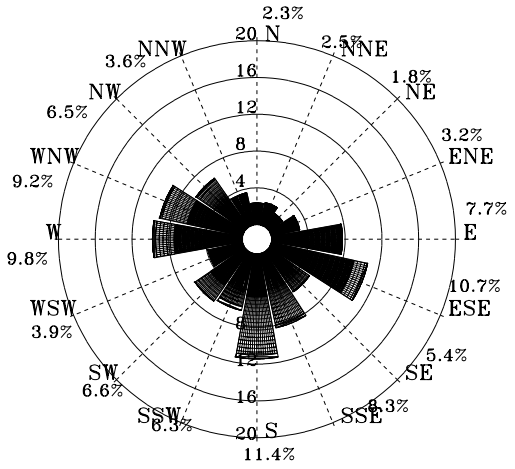


圖8.4.8 2007年 7月安平港1站風玫瑰圖

.3 - 5m/s　　5 - 10m/s　　10 - 15m/s　　15 - 20m/s　　> 20m/s



| W074AP10.RDB | Institute of Harbor & Marine Technology |
|---|---|

ROSWB.BAT(PLRWI2AV.FOR) 2008. 9 . 18

Rose Diagram of Wind

2007/08/01-2007/08/31 AP-1

MEAN= 5.8m/s MAX=24.4m/s(WSW) NO= 732( 98%)

< 5 m/s:52% 5~10:31% 10~15:13% >15: 4%

N~E:19% E~S:40% S~W:26% W~N:13% Calm: 2%

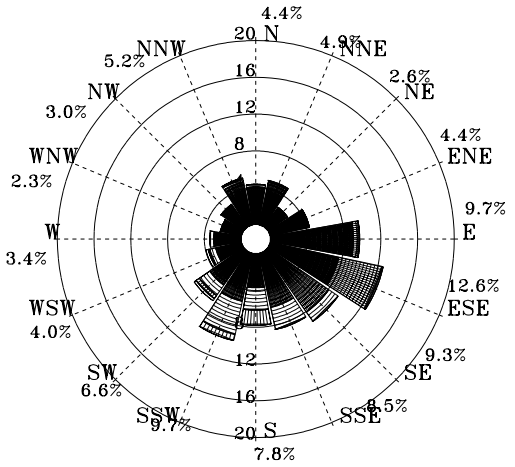


圖8.4.9 2007年 8月安平港1站風玫瑰圖

2007/09/01-2007/09/30 AP-1

MEAN= 3.9m/s MAX=16.2m/s( N ) NO= 711( 99%)

< 5 m/s:77% 5~10:19% 10~15: 3% >15: 1%

N~E:23% E~S:23% S~W:23% W~N:30% Calm: 1%

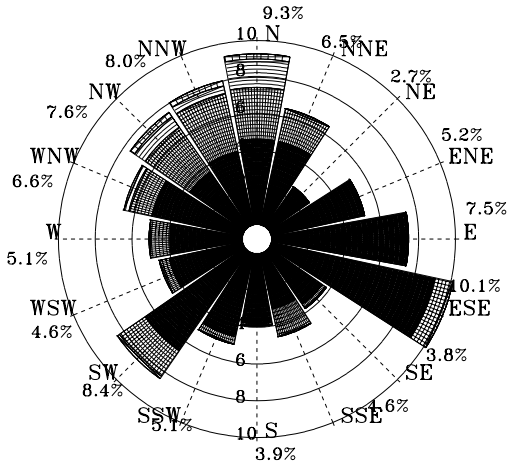


圖8.4.10 2007年 9月安平港1站風玫瑰圖

2007/10/01-2007/10/31 AP-1

MEAN= 5.3m/s MAX=22.8m/s( NW) NO= 647( 87%)

< 5 m/s:55% 5~10:39% 10~15: 2% >15: 4%

N~E:41% E~S: 7% S~W:13% W~N:38% Calm: 1%

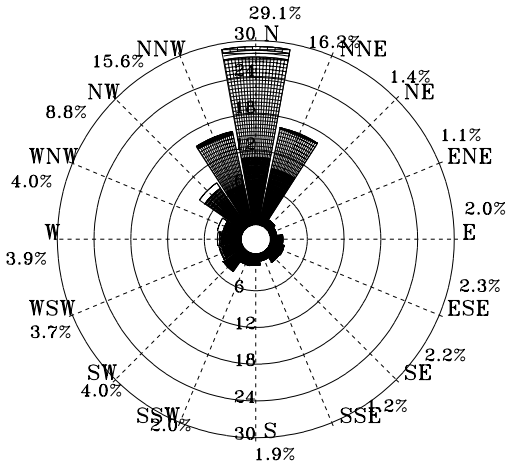


圖8.4.11 2007年10月安平港1站風玫瑰圖

2007/11/01-2007/11/30 AP-1

MEAN= 6.8m/s MAX=20.5m/s( N ) NO= 628( 87%)

< 5 m/s:28% 5~10:59% 10~15:11% >15: 2%

N~E:67% E~S: 1% S~W: 1% W~N:31% Calm: 0%

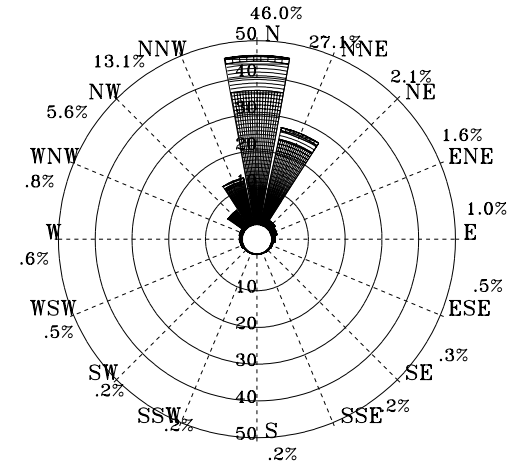


圖8.4.12 2007年11月安平港1站風玫瑰圖

.3 - 5m/s 5 - 10m/s 10 - 15m/s 15 - 20m/s > 20m/s



| W078AP10.RDB | Institute of Harbor & Marine Technology |
|---|---|

ROSWB.BAT(PLRWI2AV.FOR) 2008. 9 . 18

Rose Diagram of Wind

2006/12/01-2007/02/10 AP-1
MEAN= 7.0m/s MAX=17.6m/s( N ) NO= 1021( 47%)
< 5 m/s:27% 5~10:59% 10~15:13% >15: 1%
N~E:81% E~S: 0% S~W: 0% W~N:19% Calm: 0%

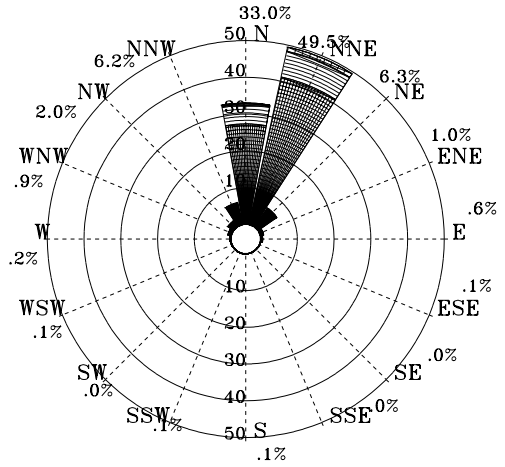


圖8.4.13 2007年冬季安平港1站風玫瑰圖

2007/03/07-2007/05/31 AP-1
MEAN= 4.7m/s MAX=16.3m/s( N ) NO= 1802( 82%)
< 5 m/s:60% 5~10:37% 10~15: 3% >15: 0%
N~E:34% E~S:12% S~W:19% W~N:34% Calm: 1%

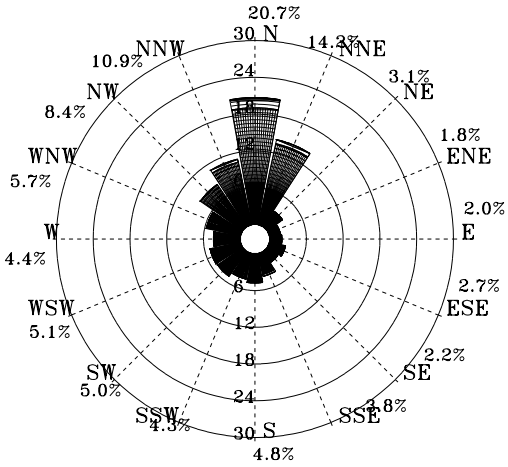


圖8.4.14 2007年春季安平港1站風玫瑰圖

2007/06/01-2007/08/31 AP-1
MEAN= 4.9m/s MAX=24.4m/s(WSW) NO= 2156( 98%)
< 5 m/s:61% 5~10:31% 10~15: 7% >15: 1%
N~E:15% E~S:41% S~W:26% W~N:17% Calm: 1%

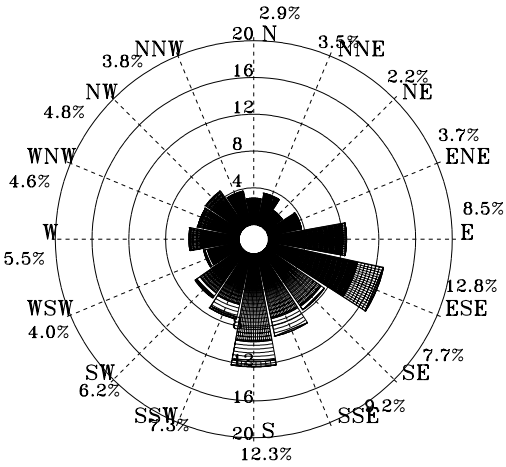


圖8.4.15 2007年夏季安平港1站風玫瑰圖

2007/09/01-2007/11/30 AP-1
MEAN= 5.3m/s MAX=22.8m/s( NW) NO= 1986( 91%)
< 5 m/s:55% 5~10:38% 10~15: 5% >15: 2%
N~E:43% E~S:11% S~W:13% W~N:32% Calm: 1%

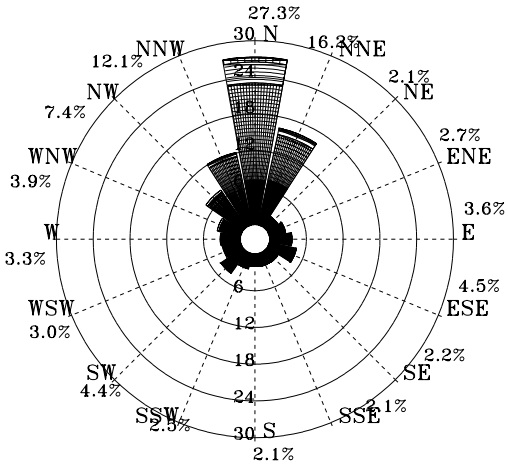


圖8.4.16 2007年秋季安平港1站風玫瑰圖

.3 - 5m/s  5 - 10m/s  10 - 15m/s  15 - 20m/s  > 20m/s

W07WAP10.RDB | Institute of Harbor & Marine Technology

ROSWB.BAT(PLRWI2AV.FOR) 2008. 9 . 18

Rose Diagram of Wind

2006/12/01-2007/11/30 AP-1
MEAN= 5.3m/s MAX=24.4m/s(WSW) NO= 6965( 80%)
< 5 m/s:54% 5~10:39% 10~15: 6% >15: 1%
N~E:37% E~S:19% S~W:17% W~N:26% Calm: 1%

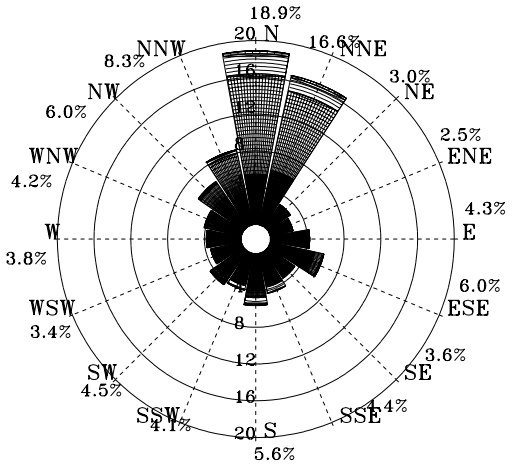


圖8.4.17 2007年全年安平港1站風玫瑰圖

1999/12/01-2006/12/31 AP-1
MEAN= 7.3m/s MAX=21.4m/s( N ) NO= 5091( 86%)
< 5 m/s:24% 5~10:59% 10~15:15% >15: 2%
N~E:81% E~S: 1% S~W: 1% W~N:17% Calm: 0%

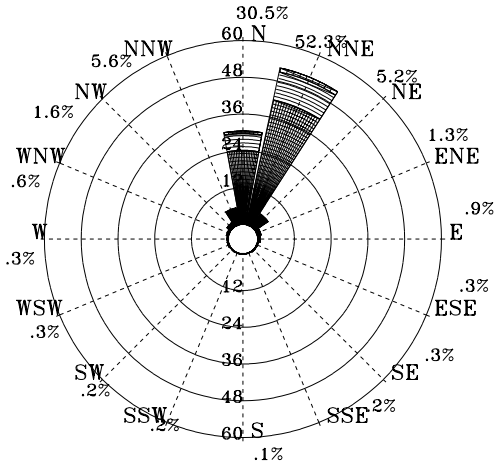


圖8.4.18 歷年12月安平港1站風玫瑰圖

2000/01/01-2007/01/31 AP-1
MEAN= 7.1m/s MAX=18.1m/s( N ) NO= 5013( 84%)
< 5 m/s:24% 5~10:60% 10~15:15% >15: 1%
N~E:76% E~S: 2% S~W: 2% W~N:20% Calm: 0%

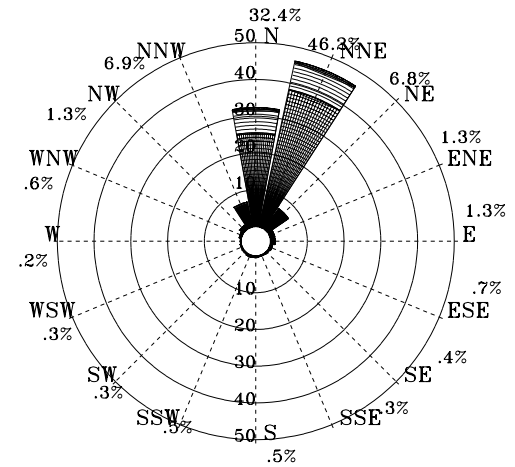


圖8.4.19 歷年 1月安平港1站風玫瑰圖

2000/02/01-2007/02/10 AP-1
MEAN= 6.5m/s MAX=16.9m/s(NNE) NO= 4883( 90%)
< 5 m/s:30% 5~10:59% 10~15:11% >15: 0%
N~E:72% E~S: 4% S~W: 2% W~N:22% Calm: 0%

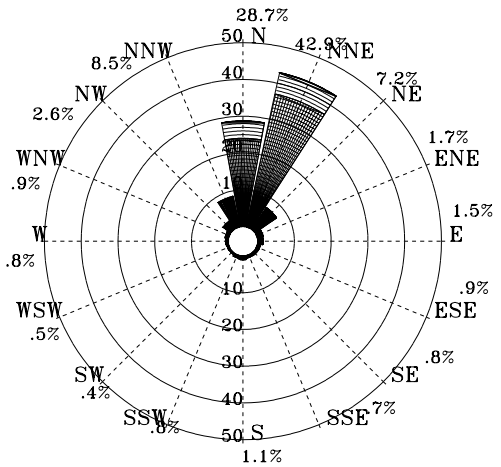


圖8.4.20 歷年 2月安平港1站風玫瑰圖

.3 - 5m/s　　5 - 10m/s　　10 - 15m/s　　15 - 20m/s　　> 20m/s

W070AP10.RDB　　Institute of Harbor & Marine Technology

ROSWB.BAT(PLRWI2AV.FOR)　　2008. 9 . 18

Rose Diagram of Wind

2000/03/01-2007/03/31 AP-1
MEAN= 5.8m/s MAX=16.8m/s( N ) NO= 5331( 90%)
< 5 m/s:42% 5~10:49% 10~15: 8% >15: 1%
N~E:62% E~S: 5% S~W: 6% W~N:27% Calm: 0%

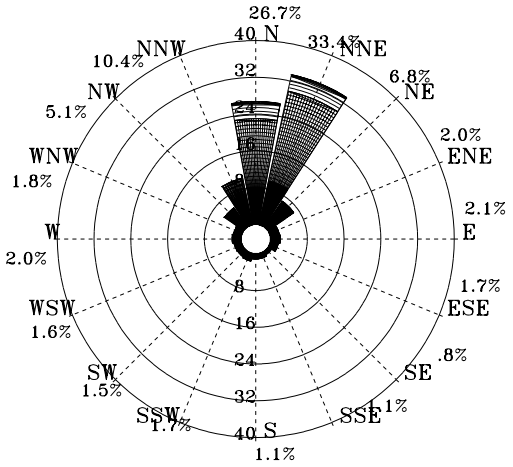


圖8.4.21 歷年 3月安平港1站風玫瑰圖

2000/04/01-2007/04/30 AP-1
MEAN= 4.8m/s MAX=16.3m/s( N ) NO= 4901( 85%)
< 5 m/s:58% 5~10:39% 10~15: 3% >15: 0%
N~E:43% E~S:11% S~W:16% W~N:30% Calm: 0%

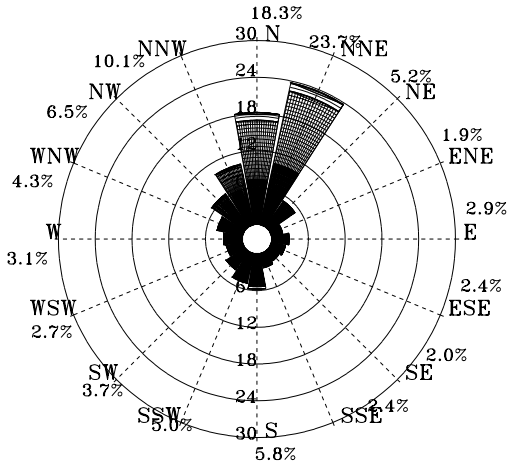


圖8.4.22 歷年 4月安平港1站風玫瑰圖

2000/05/01-2007/05/31 AP-1
MEAN= 4.2m/s MAX=23.7m/s( S ) NO= 5438( 91%)
< 5 m/s:68% 5~10:31% 10~15: 1% >15: 0%
N~E:27% E~S:18% S~W:21% W~N:33% Calm: 1%

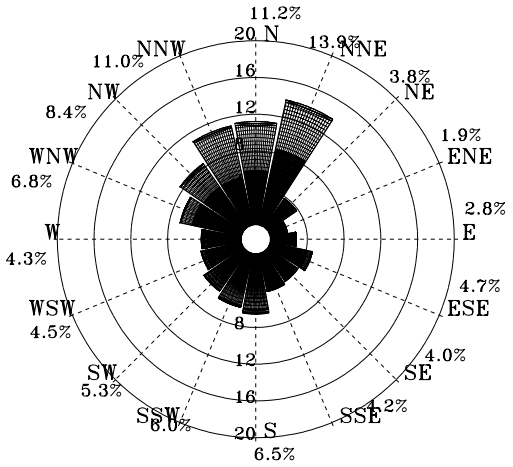


圖8.4.23 歷年 5月安平港1站風玫瑰圖

2000/06/01-2007/06/30 AP-1
MEAN= 4.7m/s MAX=28.1m/s(SSE) NO= 5063( 88%)
< 5 m/s:65% 5~10:31% 10~15: 4% >15: 0%
N~E:11% E~S:33% S~W:38% W~N:18% Calm: 0%

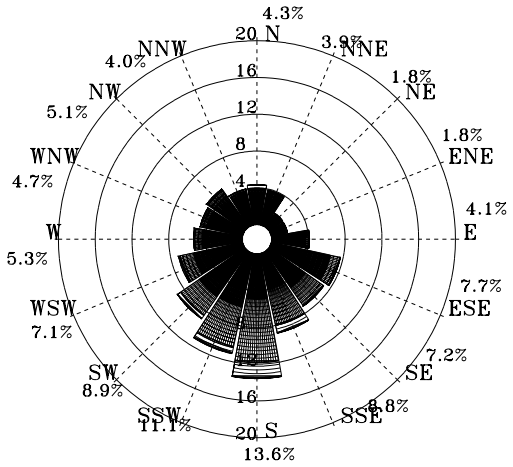


圖8.4.24 歷年 6月安平港1站風玫瑰圖

.3 - 5m/s　　5 - 10m/s　　10 - 15m/s　　15 - 20m/s　　> 20m/s

W443AP10.RDB | Institute of Harbor & Marine Technology

ROSWB.BAT(PLRWI2AV.FOR) 2008. 9 . 18

## Rose Diagram of Wind

2000/07/01-2007/07/31 AP-1
MEAN= 5.2m/s MAX=25.6m/s( NW) NO= 4990( 84%)
< 5 m/s:58% 5~10:32% 10~15: 7% >15: 3%
N~E:13% E~S:26% S~W:37% W~N:24% Calm: 0%

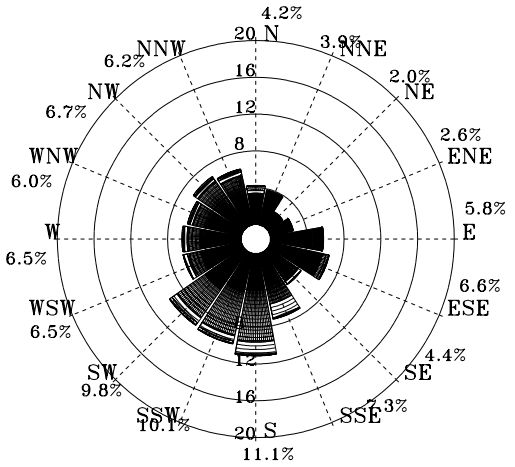


圖8.4.25 歷年 7月安平港1站風玫瑰圖

2000/08/01-2007/08/31 AP-1
MEAN= 5.0m/s MAX=24.4m/s(WSW) NO= 5401( 91%)
< 5 m/s:61% 5~10:29% 10~15: 8% >15: 2%
N~E:14% E~S:31% S~W:25% W~N:30% Calm: 0%

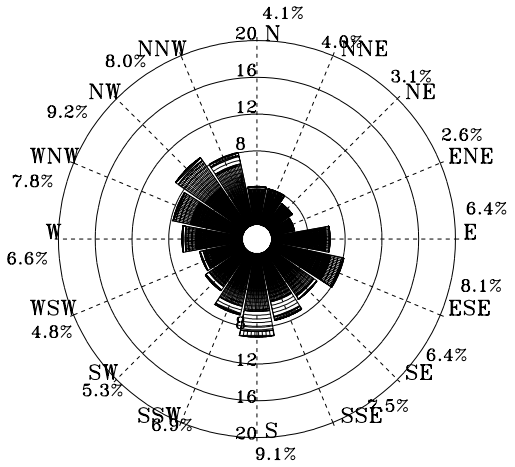


圖8.4.26 歷年 8月安平港1站風玫瑰圖

2000/09/01-2007/09/30 AP-1
MEAN= 4.8m/s MAX=24.2m/s(SSE) NO= 5291( 92%)
< 5 m/s:64% 5~10:28% 10~15: 7% >15: 1%
N~E:29% E~S:21% S~W:15% W~N:35% Calm: 0%

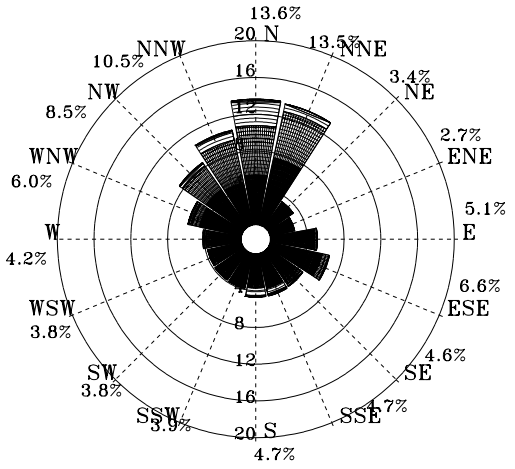


圖8.4.27 歷年 9月安平港1站風玫瑰圖

1999/10/01-2007/10/31 AP-1
MEAN= 5.0m/s MAX=22.8m/s( NW) NO= 5206( 78%)
< 5 m/s:56% 5~10:38% 10~15: 4% >15: 2%
N~E:51% E~S: 9% S~W: 6% W~N:34% Calm: 0%

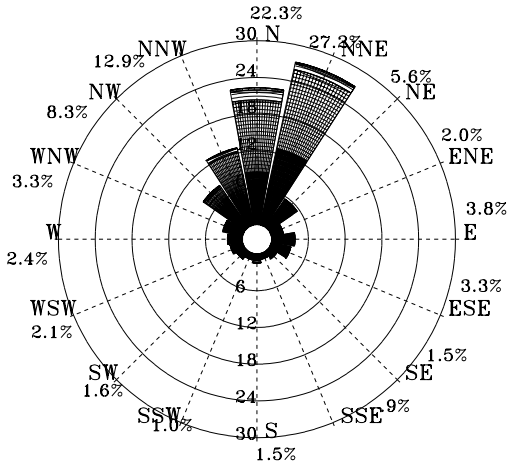


圖8.4.28 歷年10月安平港1站風玫瑰圖

.3 - 5m/s　　5 - 10m/s　　10 - 15m/s　　15 - 20m/s　　> 20m/s



| W447AP10.RDB | Institute of Harbor & Marine Technology |
|---|---|

ROSWB.BAT(PLRWI2AV.FOR) 2008. 9 . 18

Rose Diagram of Wind

1999/11/01-2007/11/30 AP-1
MEAN= 5.9m/s MAX=25.1m/s(NNE) NO= 4645( 72%)
< 5 m/s:40% 5~10:51% 10~15: 8% >15: 1%
N~E:68% E~S: 2% S~W: 2% W~N:28% Calm: 0%

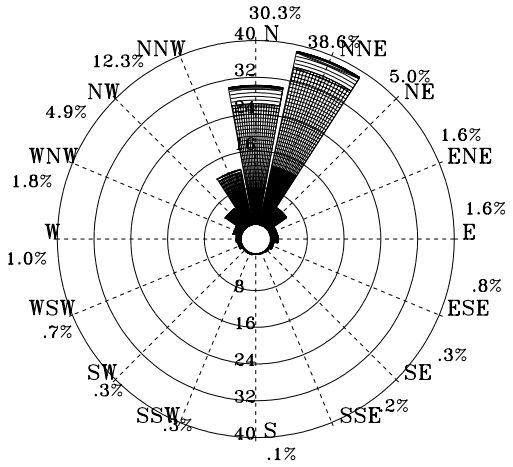


圖8.4.29 歷年11月安平港1站風玫瑰圖

1999/12/01-2007/02/10 AP-1
MEAN= 7.0m/s MAX=21.4m/s( N ) NO= 14987( 86%)
< 5 m/s:26% 5~10:59% 10~15:14% >15: 1%
N~E:76% E~S: 2% S~W: 2% W~N:20% Calm: 0%

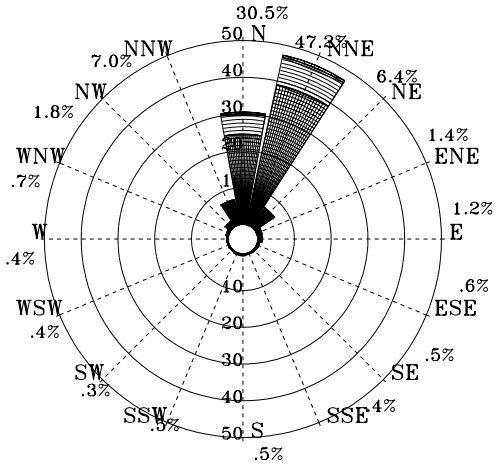


圖8.4.30 歷年冬季安平港1站風玫瑰圖

2000/03/01-2007/05/31 AP-1
MEAN= 4.9m/s MAX=23.7m/s( S ) NO= 15670( 89%)
< 5 m/s:56% 5~10:40% 10~15: 4% >15: 0%
N~E:44% E~S:12% S~W:14% W~N:30% Calm: 0%

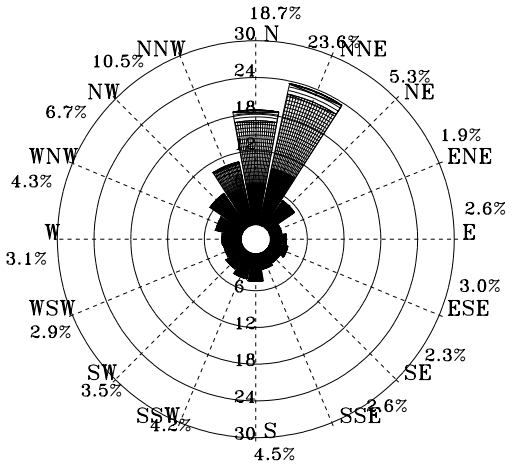


圖8.4.31 歷年春季安平港1站風玫瑰圖

2000/06/01-2007/08/31 AP-1
MEAN= 5.0m/s MAX=28.1m/s(SSE) NO= 15454( 87%)
< 5 m/s:62% 5~10:31% 10~15: 6% >15: 1%
N~E:13% E~S:30% S~W:32% W~N:25% Calm: 0%

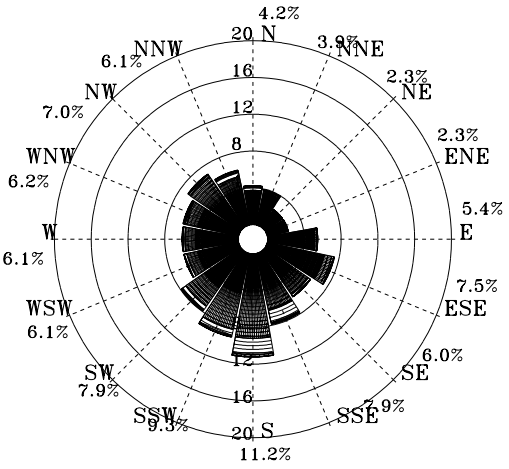


圖8.4.32 歷年夏季安平港1站風玫瑰圖

.3 - 5m/s　　5 - 10m/s　　10 - 15m/s　　15 - 20m/s　　> 20m/s

| W44BAP10.RDB | Institute of Harbor & Marine Technology |
|---|---|

ROSWB.BAT(PLRWI2AV.FOR) 2008. 9 . 18

Rose Diagram of Wind

1999/10/01-2007/11/30 AP-1
MEAN= 5.2m/s MAX=25.1m/s(NNE) NO= 15142( 80%)
< 5 m/s:54% 5~10:39% 10~15: 6% >15: 1%
N~E:49% E~S:11% S~W: 8% W~N:32% Calm: 0%

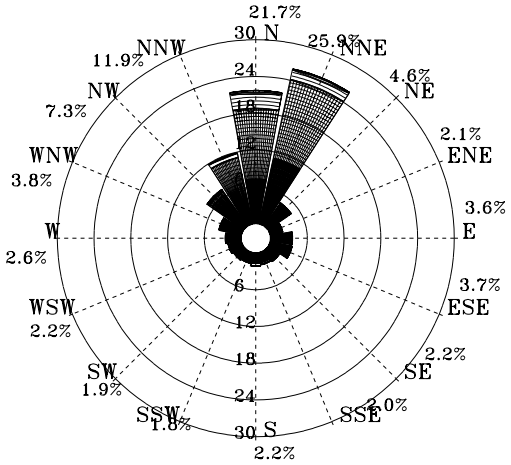


圖8.4.33 歷年秋季安平港1站風玫瑰圖

1999/10/01-2007/11/30 AP-1
MEAN= 5.5m/s MAX=28.1m/s(SSE) NO= 61253( 86%)
< 5 m/s:49% 5~10:42% 10~15: 8% >15: 1%
N~E:45% E~S:14% S~W:14% W~N:27% Calm: 0%

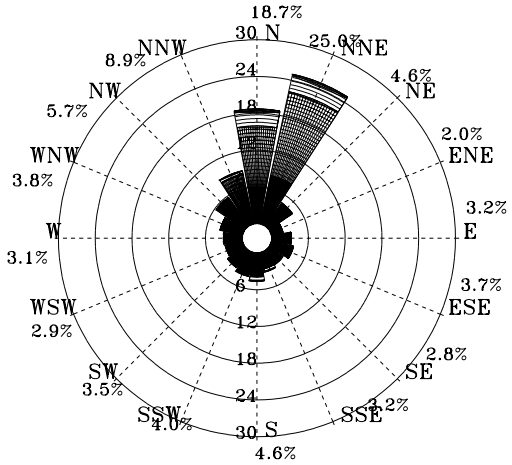


圖8.4.34 歷年全年安平港1站風玫瑰圖

.3 - 5m/s　　5 - 10m/s　　10 - 15m/s　　15 - 20m/s　　> 20m/s

W44FAP10.RDB　　Institute of Harbor & Marine Technology

ROSWB.BAT(PLRWI2AV.FOR)　　2008. 9 . 18

## 8.5　2007年高雄港風力玫瑰圖

Rose Diagram of Wind

2006/12/01-2006/12/31 KH-X
MEAN= 2.0m/s MAX= 6.9m/s(NNW) NO= 743(100%)
< 5 m/s:95% 5~10: 5% 10~15: 0% >15: 0%
N~E:43% E~S: 0% S~W: 4% W~N:30% Calm:23%

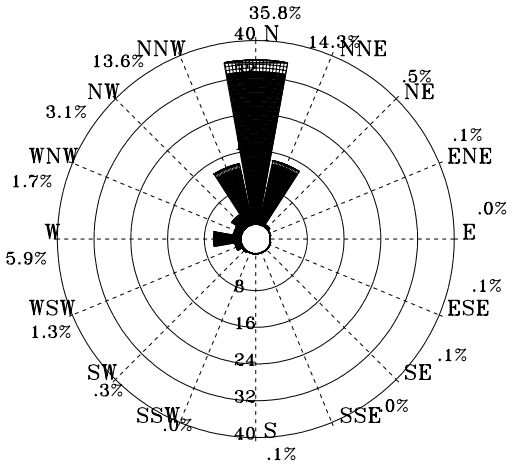


圖8.5.1 2006年12月高雄港 X 站風玫瑰圖

2007/01/01-2007/01/31 KH-X
MEAN= 2.2m/s MAX= 6.8m/s(NNW) NO= 744(100%)
< 5 m/s:98% 5~10: 2% 10~15: 0% >15: 0%
N~E:41% E~S: 0% S~W: 3% W~N:44% Calm:12%

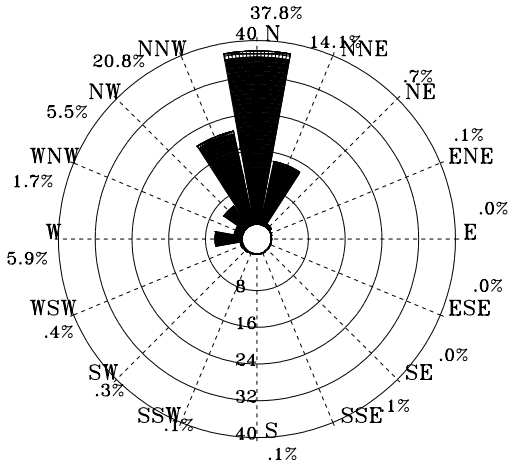


圖8.5.2 2007年 1月高雄港 X 站風玫瑰圖

2007/02/01-2007/02/28 KH-X
MEAN= 2.0m/s MAX= 6.8m/s(SSE) NO= 672(100%)
< 5 m/s:97% 5~10: 3% 10~15: 0% >15: 0%
N~E:32% E~S: 5% S~W: 7% W~N:34% Calm:22%

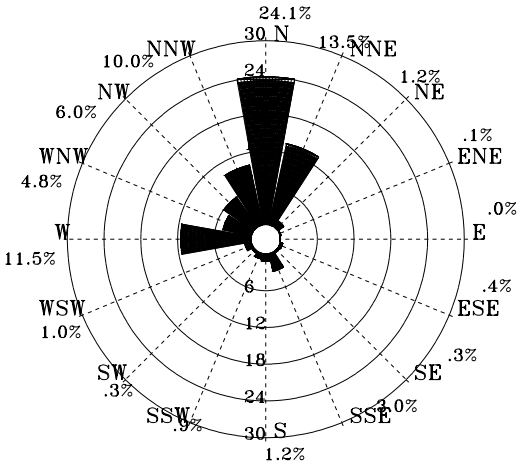


圖8.5.3 2007年 2月高雄港 X 站風玫瑰圖

2007/03/01-2007/03/31 KH-X
MEAN= 1.7m/s MAX= 9.2m/s(SSE) NO= 744(100%)
< 5 m/s:96% 5~10: 4% 10~15: 0% >15: 0%
N~E:31% E~S: 6% S~W:13% W~N:27% Calm:23%

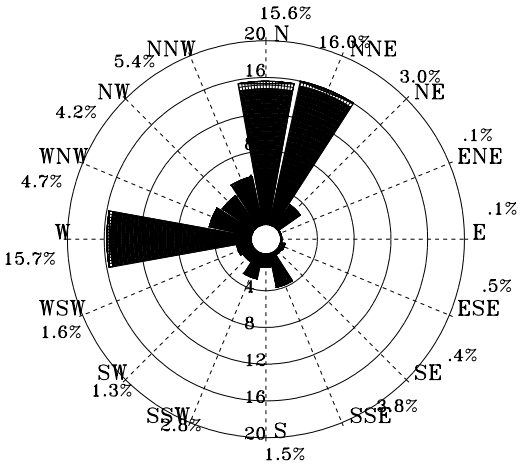


圖8.5.4 2007年 3月高雄港 X 站風玫瑰圖

.3 - 5m/s　　5 - 10m/s　　10 - 15m/s　　15 - 20m/s　　> 20m/s

W06CKHX0.RDB　　Institute of Harbor & Marine Technology

ROSWB.BAT(PLRWI2AV.FOR)　　2008. 9 . 18

Rose Diagram of Wind

2007/04/01-2007/04/30 KH-X
MEAN= 1.7m/s MAX= 7.2m/s(SSE) NO= 720(100%)
< 5 m/s:96% 5~10: 4% 10~15: 0% >15: 0%
N~E:19% E~S: 5% S~W:19% W~N:31% Calm:26%

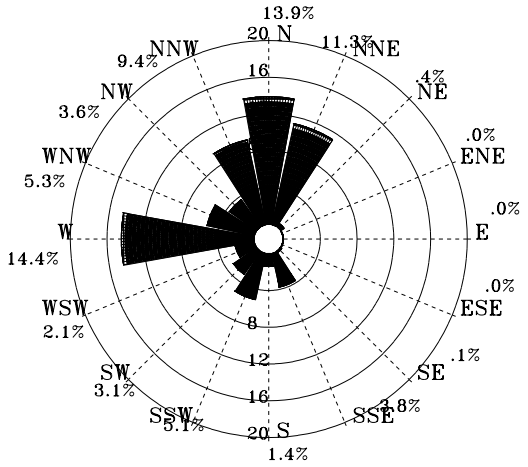


圖8.5.5 2007年 4月高雄港 X 站風玫瑰圖

2007/05/01-2007/05/31 KH-X
MEAN= 1.4m/s MAX= 5.9m/s(SSE) NO= 744(100%)
< 5 m/s:99% 5~10: 1% 10~15: 0% >15: 0%
N~E:12% E~S: 8% S~W:20% W~N:28% Calm:32%

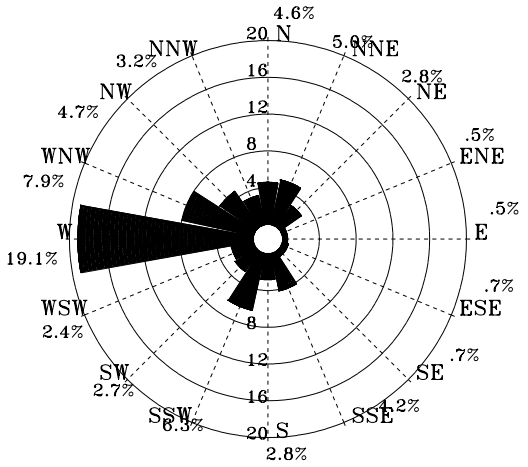


圖8.5.6 2007年 5月高雄港 X 站風玫瑰圖

2007/06/01-2007/06/30 KH-X
MEAN= 2.0m/s MAX= 9.8m/s(SSE) NO= 720(100%)
< 5 m/s:85% 5~10:15% 10~15: 0% >15: 0%
N~E:12% E~S:24% S~W:17% W~N:16% Calm:31%

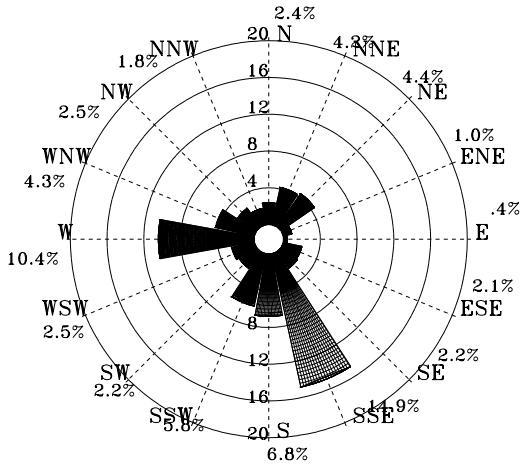


圖8.5.7 2007年 6月高雄港 X 站風玫瑰圖

2007/07/01-2007/07/31 KH-X
MEAN= 1.9m/s MAX= 8.1m/s(SSE) NO= 744(100%)
< 5 m/s:92% 5~10: 8% 10~15: 0% >15: 0%
N~E:10% E~S:17% S~W:21% W~N:23% Calm:29%

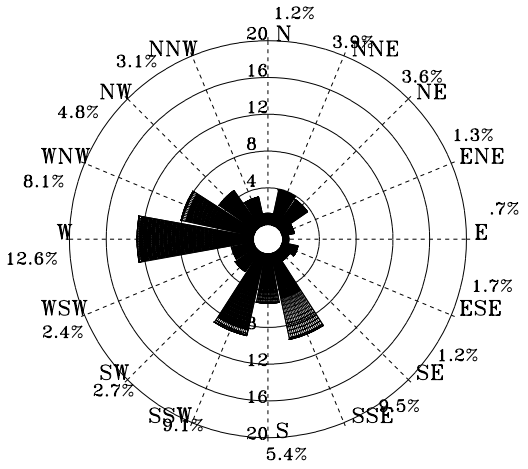


圖8.5.8 2007年 7月高雄港 X 站風玫瑰圖

.3 - 5m/s　　5 - 10m/s　　10 - 15m/s　　15 - 20m/s　　> 20m/s



| W074KHX0.RDB | Institute of Harbor & Marine Technology |
|---|---|

ROSWB.BAT(PLRWI2AV.FOR) 2008. 9 . 18

Rose Diagram of Wind

2007/08/01-2007/08/31 KH-X

MEAN= 2.2m/s MAX=12.6m/s(SSW) NO= 743(100%)

< 5 m/s:82% 5~10:17% 10~15: 1% >15: 0%

N~E: 7% E~S:17% S~W:24% W~N: 8% Calm:44%

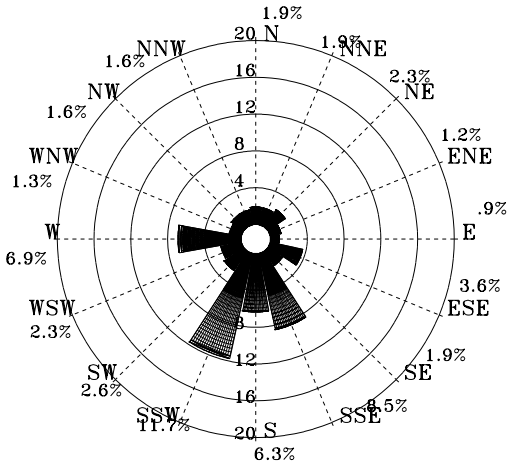


圖8.5.9 2007年 8月高雄港 X 站風玫瑰圖

2007/09/01-2007/09/30 KH-X

MEAN= .7m/s MAX= 6.4m/s(NNW) NO= 718(100%)

< 5 m/s:99% 5~10: 1% 10~15: 0% >15: 0%

N~E: 5% E~S: 6% S~W: 9% W~N:11% Calm:69%

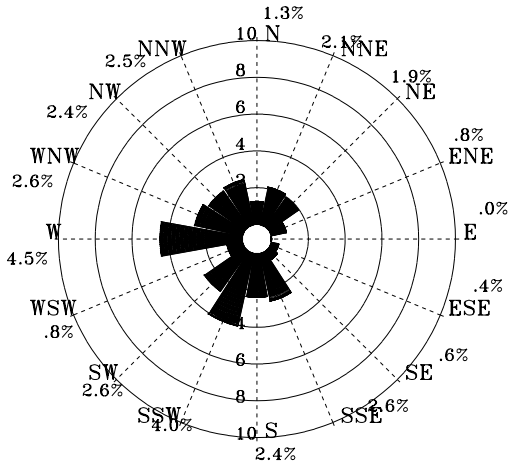


圖8.5.10 2007年 9月高雄港 X 站風玫瑰圖

2007/10/01-2007/10/31 KH-X

MEAN= .5m/s MAX=13.2m/s( NW) NO= 743(100%)

< 5 m/s:98% 5~10: 1% 10~15: 1% >15: 0%

N~E: 0% E~S: 0% S~W: 1% W~N: 7% Calm:92%

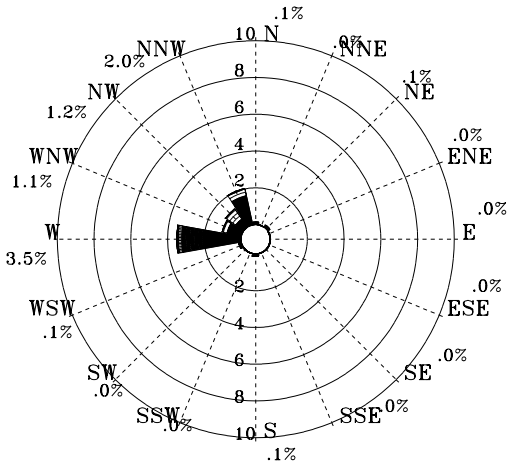


圖8.5.11 2007年10月高雄港 X 站風玫瑰圖

2007/11/01-2007/11/30 KH-X

MEAN= 2.4m/s MAX= 6.5m/s( N ) NO= 720(100%)

< 5 m/s:97% 5~10: 3% 10~15: 0% >15: 0%

N~E:53% E~S: 0% S~W: 4% W~N:43% Calm: 0%

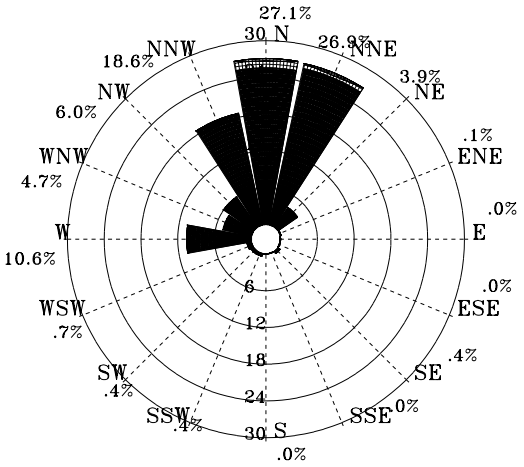


圖8.5.12 2007年11月高雄港 X 站風玫瑰圖

.3 - 5m/s 5 - 10m/s 10 - 15m/s 15 - 20m/s > 20m/s

W078KHX0.RDB | Institute of Harbor & Marine Technology

ROSWB.BAT(PLRWI2AV.FOR) 2008. 9 . 18

Rose Diagram of Wind

2006/12/01-2007/02/28 KH-X

MEAN= 2.0m/s MAX= 6.9m/s(NNW) NO= 2159(100%)

< 5 m/s:97% 5~10: 3% 10~15: 0% >15: 0%

N~E:38% E~S: 2% S~W: 5% W~N:36% Calm:19%

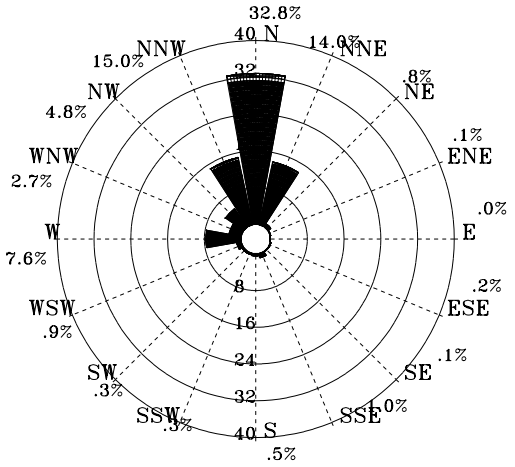


圖 8.5.13 2007年冬季高雄港 X 站風玫瑰圖

2007/03/01-2007/05/31 KH-X

MEAN= 1.6m/s MAX= 9.2m/s(SSE) NO= 2208(100%)

< 5 m/s:97% 5~10: 3% 10~15: 0% >15: 0%

N~E:21% E~S: 6% S~W:17% W~N:29% Calm:27%

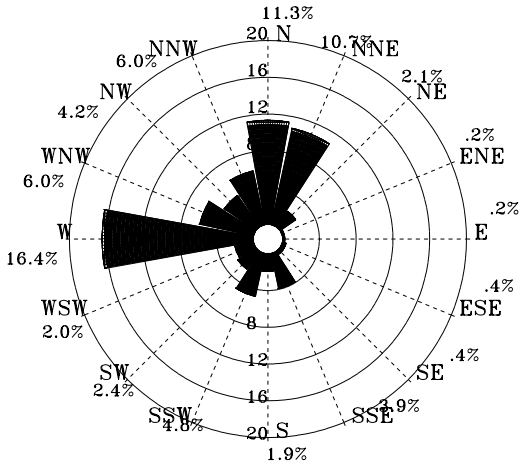


圖 8.5.14 2007年春季高雄港 X 站風玫瑰圖

2007/06/01-2007/08/31 KH-X

MEAN= 2.0m/s MAX=12.6m/s(SSW) NO= 2207(100%)

< 5 m/s:87% 5~10:13% 10~15: 0% >15: 0%

N~E:10% E~S:19% S~W:21% W~N:16% Calm:34%

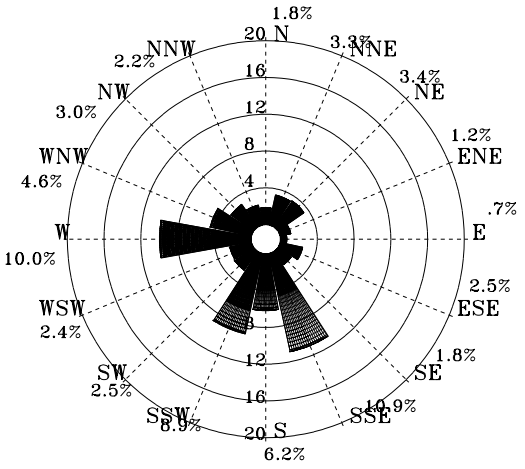


圖 8.5.15 2007年夏季高雄港 X 站風玫瑰圖

2007/09/01-2007/11/30 KH-X

MEAN= 1.2m/s MAX=13.2m/s( NW) NO= 2181(100%)

< 5 m/s:98% 5~10: 2% 10~15: 0% >15: 0%

N~E:19% E~S: 2% S~W: 5% W~N:20% Calm:54%

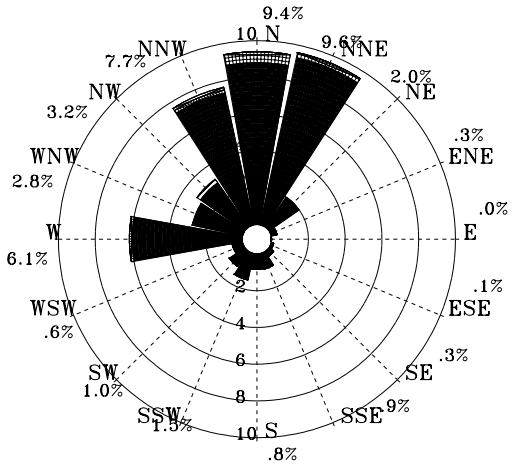


圖 8.5.16 2007年秋季高雄港 X 站風玫瑰圖

.3 - 5m/s  5 - 10m/s  10 - 15m/s  15 - 20m/s  > 20m/s

W07WKHX0.RDB | Institute of Harbor & Marine Technology

ROSWB.BAT(PLRWI2AV.FOR) 2008. 9 . 18

Rose Diagram of Wind

2006/12/01-2007/11/30 KH-X
MEAN= 1.7m/s MAX=13.2m/s( NW) NO= 8755(100%)
< 5 m/s:95% 5~10: 5% 10~15: 0% >15: 0%
N~E:22% E~S: 7% S~W:12% W~N:25% Calm:34%

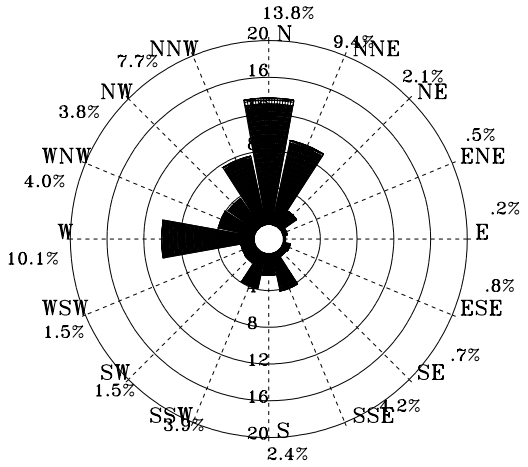


圖8.5.17 2007年全年高雄港 X 站風玫瑰圖

2003/12/01-2006/12/31 KH-X
MEAN= 2.5m/s MAX= 9.5m/s(ESE) NO= 2972(100%)
< 5 m/s:94% 5~10: 6% 10~15: 0% >15: 0%
N~E:52% E~S: 1% S~W: 6% W~N:35% Calm: 6%

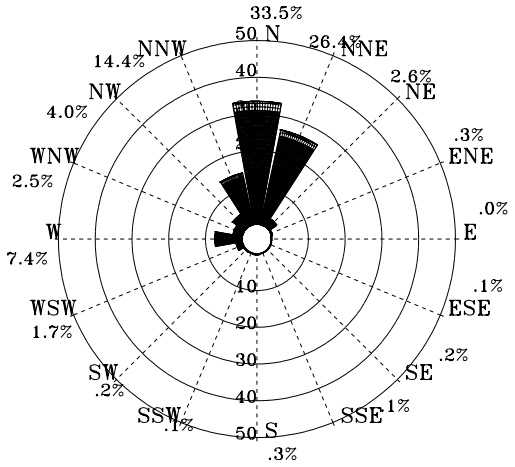


圖8.5.18 歷年12月高雄港 X 站風玫瑰圖

2004/01/01-2007/01/31 KH-X
MEAN= 2.5m/s MAX= 8.1m/s(NNW) NO= 2976(100%)
< 5 m/s:96% 5~10: 4% 10~15: 0% >15: 0%
N~E:56% E~S: 0% S~W: 4% W~N:36% Calm: 4%

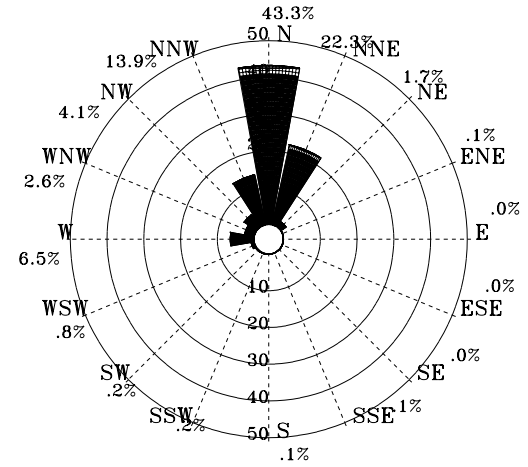


圖8.5.19 歷年 1月高雄港 X 站風玫瑰圖

2004/02/01-2007/02/28 KH-X
MEAN= 2.4m/s MAX= 8.8m/s( S ) NO= 2712(100%)
< 5 m/s:97% 5~10: 3% 10~15: 0% >15: 0%
N~E:45% E~S: 4% S~W: 9% W~N:36% Calm: 6%

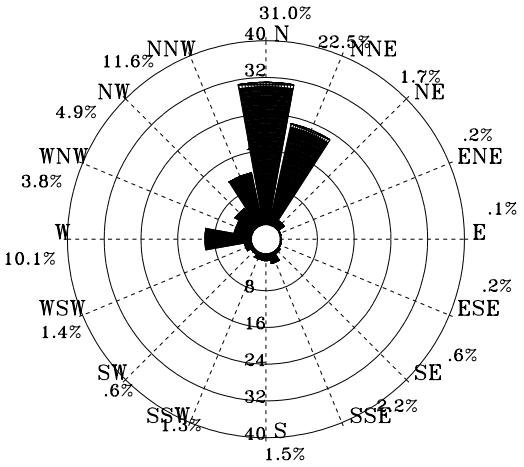


圖8.5.20 歷年 2月高雄港 X 站風玫瑰圖

.3 - 5m/s　　5 - 10m/s　　10 - 15m/s　　15 - 20m/s　　> 20m/s



| W070KHX0.RDB | Institute of Harbor & Marine Technology |
|---|---|

ROSWB.BAT(PLRWI2AV.FOR) 2008. 9 . 18

Rose Diagram of Wind

2004/03/01-2007/03/31 KH-X
MEAN= 2.3m/s MAX= 9.2m/s(SSE) NO= 2862( 96%)
< 5 m/s:96% 5~10: 4% 10~15: 0% >15: 0%
N~E:42% E~S: 4% S~W:12% W~N:35% Calm: 7%

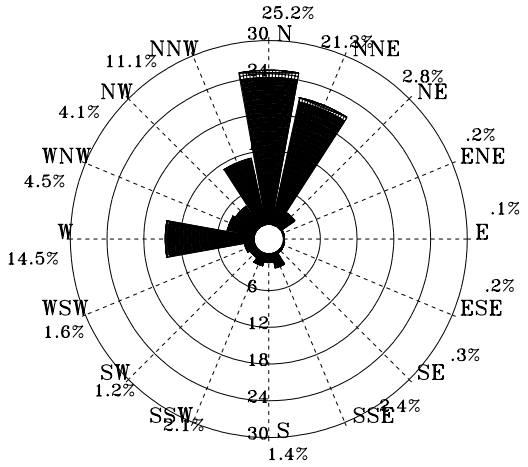


圖8.5.21 歷年 3月高雄港 X 站風玫瑰圖

2004/04/01-2007/04/30 KH-X
MEAN= 2.0m/s MAX= 7.9m/s(SSE) NO= 2160(100%)
< 5 m/s:96% 5~10: 4% 10~15: 0% >15: 0%
N~E:23% E~S: 8% S~W:22% W~N:35% Calm:12%

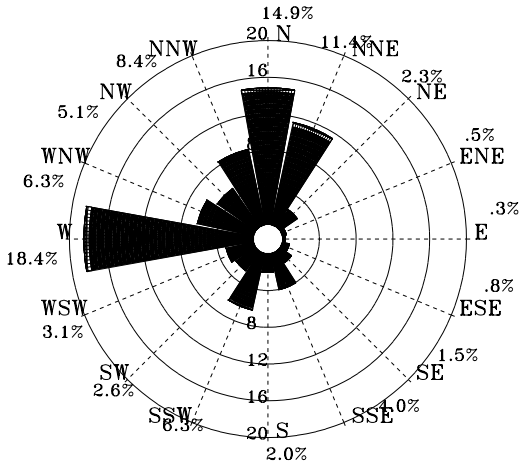


圖8.5.22 歷年 4月高雄港 X 站風玫瑰圖

2004/05/01-2007/05/31 KH-X
MEAN= 2.2m/s MAX=13.2m/s(SSE) NO= 2692( 90%)
< 5 m/s:94% 5~10: 5% 10~15: 1% >15: 0%
N~E:16% E~S:13% S~W:26% W~N:33% Calm:12%

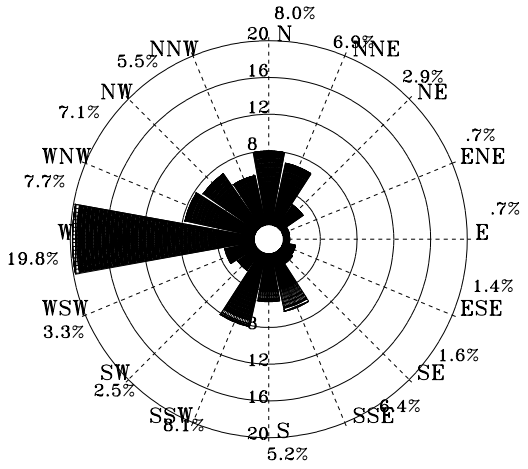


圖8.5.23 歷年 5月高雄港 X 站風玫瑰圖

2003/06/25-2007/06/30 KH-X
MEAN= 2.4m/s MAX=10.2m/s( S ) NO= 2836( 79%)
< 5 m/s:90% 5~10:10% 10~15: 0% >15: 0%
N~E:15% E~S:23% S~W:30% W~N:21% Calm:11%

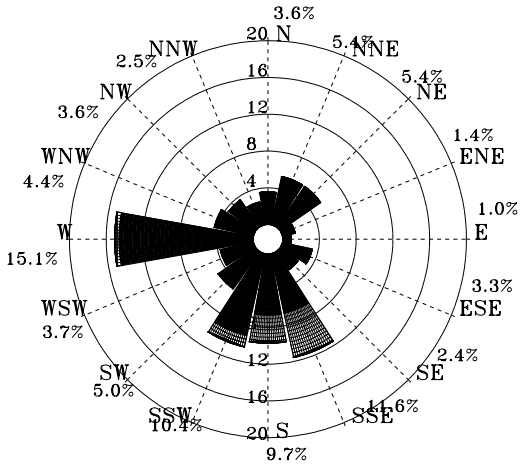


圖8.5.24 歷年 6月高雄港 X 站風玫瑰圖

.3 - 5m/s　　5 - 10m/s　　10 - 15m/s　　15 - 20m/s　　> 20m/s



| W443KHX0.RDB | Institute of Harbor & Marine Technology |
|---|---|

ROSWB.BAT(PLRWI2AV.FOR) 2008. 9 . 18

## Rose Diagram of Wind

2003/07/01-2007/07/31 KH-X
MEAN= 2.8m/s MAX=13.5m/s( W ) NO= 3719(100%)
< 5 m/s:85% 5~10:14% 10~15: 1% >15: 0%
N~E:11% E~S:22% S~W:35% W~N:24% Calm: 8%

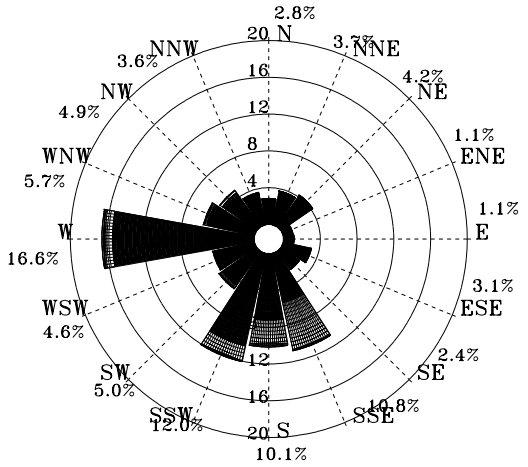


圖8.5.25 歷年 7月高雄港 X 站風玫瑰圖

2003/08/01-2007/08/31 KH-X
MEAN= 2.6m/s MAX=13.4m/s(SSE) NO= 3717(100%)
< 5 m/s:88% 5~10:11% 10~15: 1% >15: 0%
N~E:17% E~S:18% S~W:26% W~N:28% Calm:11%

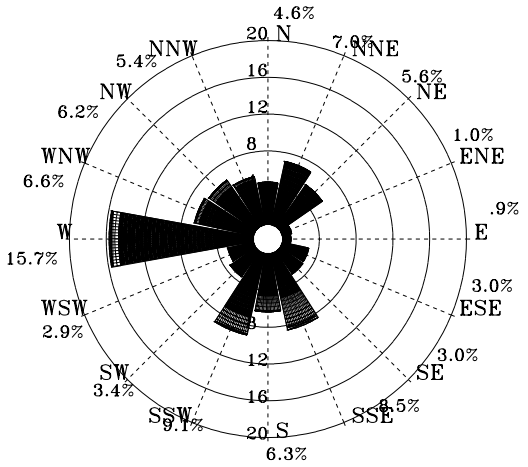


圖8.5.26 歷年 8月高雄港 X 站風玫瑰圖

2003/09/01-2007/09/30 KH-X
MEAN= 1.9m/s MAX=15.4m/s(WNW) NO= 3589(100%)
< 5 m/s:95% 5~10: 5% 10~15: 0% >15: 0%
N~E:17% E~S:11% S~W:21% W~N:30% Calm:21%

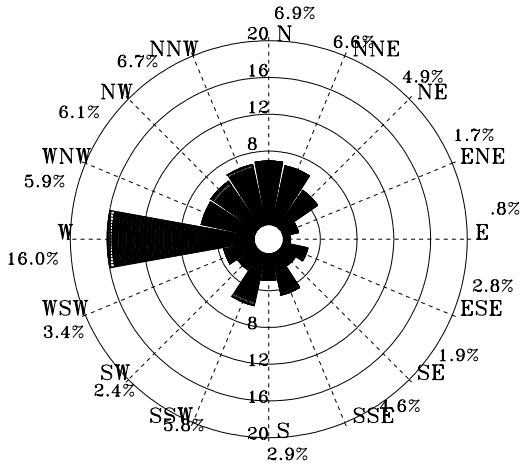


圖8.5.27 歷年 9月高雄港 X 站風玫瑰圖

2003/10/01-2007/10/31 KH-X
MEAN= 1.6m/s MAX=13.2m/s( NW) NO= 3719(100%)
< 5 m/s:98% 5~10: 2% 10~15: 0% >15: 0%
N~E:20% E~S: 3% S~W:20% W~N:28% Calm:29%

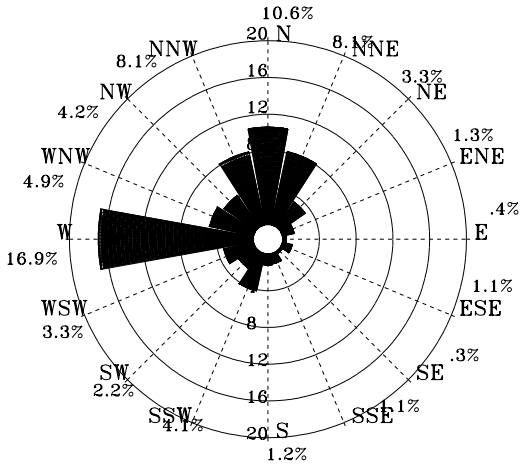


圖8.5.28 歷年10月高雄港 X 站風玫瑰圖

.3 - 5m/s　　5 - 10m/s　　10 - 15m/s　　15 - 20m/s　　> 20m/s

W447KHX0.RDB　　Institute of Harbor & Marine Technology

ROSWB.BAT(PLRWI2AV.FOR)　　2008. 9 . 18

Rose Diagram of Wind

2003/11/01-2007/11/30 KH-X
MEAN= 1.9m/s MAX= 6.5m/s( N ) NO= 3600(100%)
< 5 m/s:99% 5~10: 1% 10~15: 0% >15: 0%
N~E:39% E~S: 1% S~W:10% W~N:40% Calm:10%

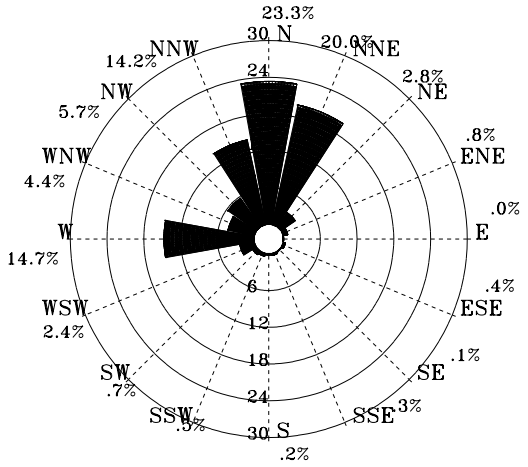


圖8.5.29 歷年11月高雄港 X 站風玫瑰圖

2003/12/01-2007/02/28 KH-X
MEAN= 2.5m/s MAX= 9.5m/s(ESE) NO= 8660(100%)
< 5 m/s:95% 5~10: 5% 10~15: 0% >15: 0%
N~E:51% E~S: 2% S~W: 6% W~N:36% Calm: 5%

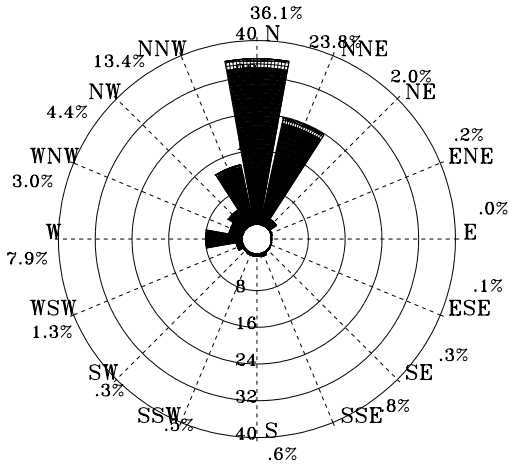


圖8.5.30 歷年冬季高雄港 X 站風玫瑰圖

2004/03/01-2007/05/31 KH-X
MEAN= 2.2m/s MAX=13.2m/s(SSE) NO= 7714( 95%)
< 5 m/s:96% 5~10: 4% 10~15: 0% >15: 0%
N~E:28% E~S: 8% S~W:20% W~N:34% Calm:10%

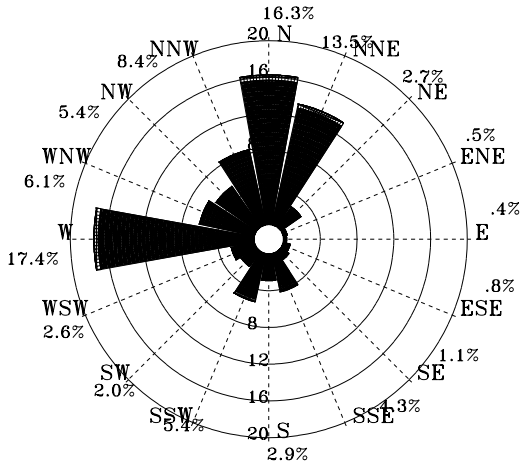


圖8.5.31 歷年春季高雄港 X 站風玫瑰圖

2003/06/25-2007/08/31 KH-X
MEAN= 2.6m/s MAX=13.5m/s( W ) NO= 10272( 93%)
< 5 m/s:87% 5~10:12% 10~15: 1% >15: 0%
N~E:14% E~S:21% S~W:30% W~N:25% Calm:10%

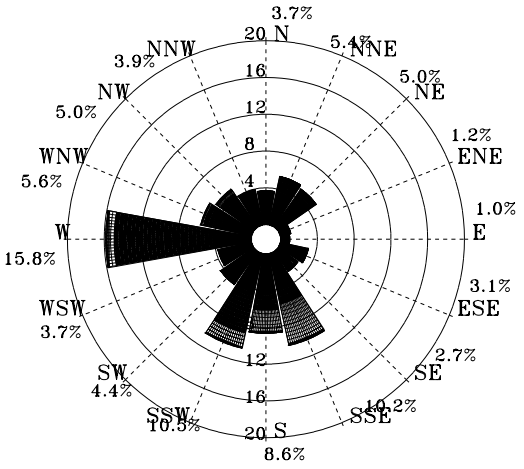


圖8.5.32 歷年夏季高雄港 X 站風玫瑰圖

.3 - 5m/s　　5 - 10m/s　　10 - 15m/s　　15 - 20m/s　　> 20m/s



W44BKHX0.RDB | Institute of Harbor & Marine Technology

ROSWB.BAT(PLRWI2AV.FOR) 2008. 9 . 18

Rose Diagram of Wind

2003/09/01-2007/11/30 KH-X

MEAN= 1.8m/s MAX=15.4m/s(WNW) NO= 10908(100%)

< 5 m/s:97% 5~10: 3% 10~15: 0% >15: 0%

N~E:25% E~S: 5% S~W:17% W~N:33% Calm:20%

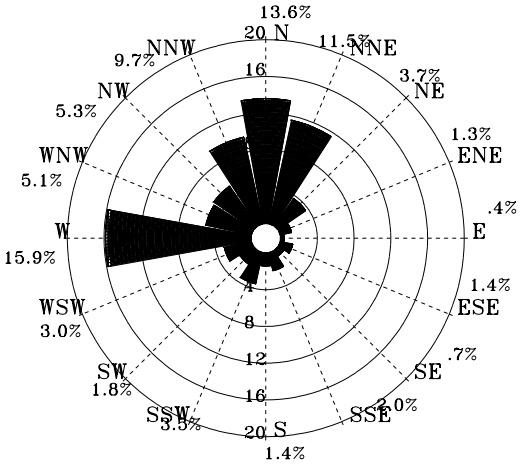


圖8.5.33 歷年秋季高雄港 X 站風玫瑰圖

2003/06/25-2007/11/30 KH-X

MEAN= 2.3m/s MAX=15.4m/s(WNW) NO= 37554( 97%)

< 5 m/s:94% 5~10: 6% 10~15: 0% >15: 0%

N~E:29% E~S: 9% S~W:19% W~N:31% Calm:12%

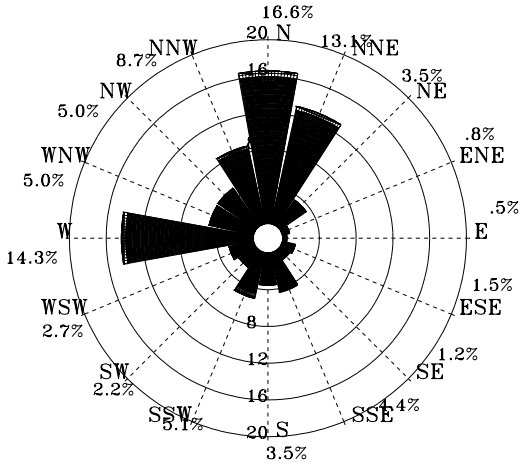


圖8.5.34 歷年全年高雄港 X 站風玫瑰圖

.3 - 5m/s 5 - 10m/s 10 - 15m/s 15 - 20m/s > 20m/s

W44FKHX0.RDB | Institute of Harbor & Marine Technology

ROSWB.BAT(PLRWI2AV.FOR) 2008. 9 . 18

Rose Diagram of Wind

2006/12/01-2006/12/31 KH-B
MEAN= 2.2m/s MAX= 5.8m/s( N ) NO= 743(100%)
< 5 m/s:99% 5~10: 1% 10~15: 0% >15: 0%
N~E:47% E~S: 1% S~W: 2% W~N:49% Calm: 1%

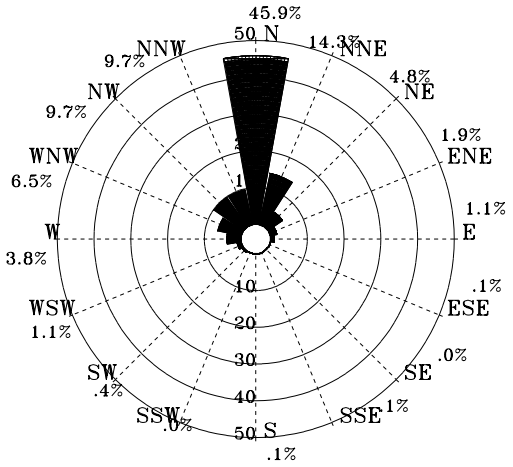


圖8.5.35 2006年12月高雄港 B 站風玫瑰圖

2007/01/01-2007/01/31 KH-B
MEAN= 2.3m/s MAX= 6.7m/s( N ) NO= 743(100%)
< 5 m/s:99% 5~10: 1% 10~15: 0% >15: 0%
N~E:42% E~S: 0% S~W: 2% W~N:55% Calm: 1%

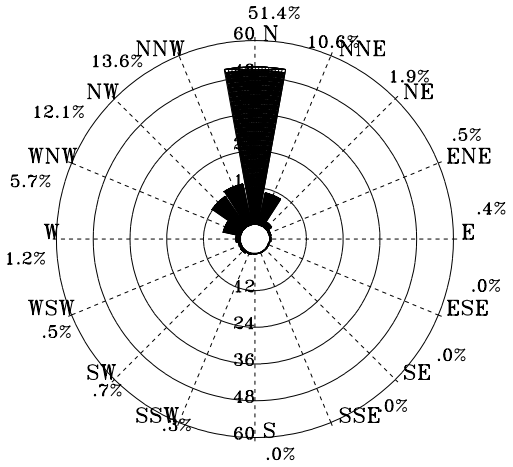


圖8.5.36 2007年 1月高雄港 B 站風玫瑰圖

2007/02/01-2007/02/28 KH-B
MEAN= 2.3m/s MAX= 6.7m/s( NW) NO= 672(100%)
< 5 m/s:98% 5~10: 2% 10~15: 0% >15: 0%
N~E:42% E~S: 6% S~W: 4% W~N:47% Calm: 1%

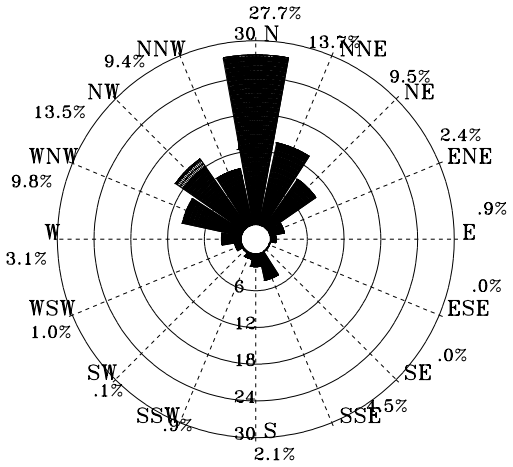


圖8.5.37 2007年 2月高雄港 B 站風玫瑰圖

2007/03/01-2007/03/31 KH-B
MEAN= 2.2m/s MAX= 7.6m/s( N ) NO= 741(100%)
< 5 m/s:98% 5~10: 2% 10~15: 0% >15: 0%
N~E:35% E~S: 6% S~W:11% W~N:45% Calm: 3%

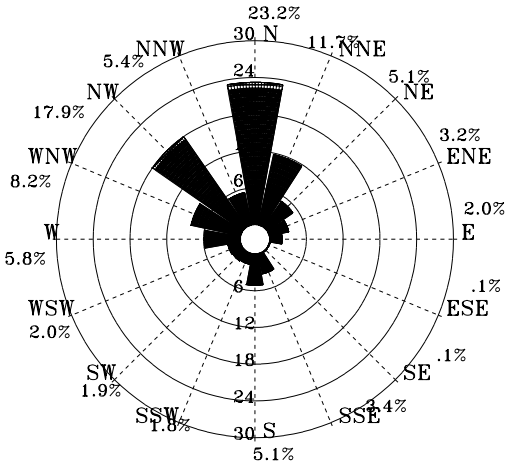


圖8.5.38 2007年 3月高雄港 B 站風玫瑰圖

.3 - 5m/s  5 - 10m/s  10 - 15m/s  15 - 20m/s  > 20m/s

W06CKHB0.RDB | Institute of Harbor & Marine Technology

ROSWB.BAT(PLRWI2AV.FOR) 2008. 9 . 18

Rose Diagram of Wind

2007/04/01-2007/04/30 KH-B

MEAN= 2.1m/s MAX= 6.8m/s( N ) NO= 720(100%)

< 5 m/s:98% 5~10: 2% 10~15: 0% >15: 0%

N~E:30% E~S: 3% S~W:20% W~N:43% Calm: 4%

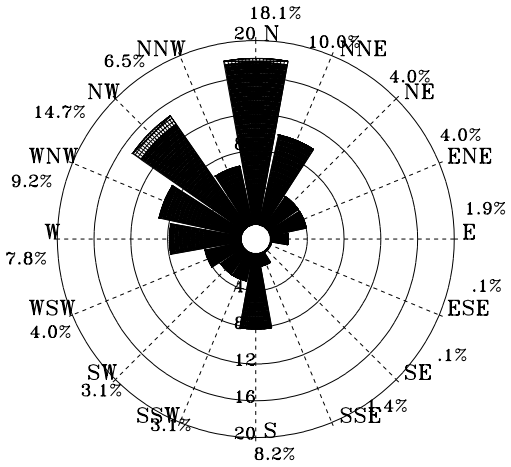


圖8.5.39 2007年 4月高雄港 B 站風玫瑰圖

2007/05/01-2007/05/31 KH-B

MEAN= 2.1m/s MAX= 5.9m/s( NW) NO= 742(100%)

< 5 m/s:99% 5~10: 1% 10~15: 0% >15: 0%

N~E:21% E~S: 9% S~W:21% W~N:44% Calm: 5%

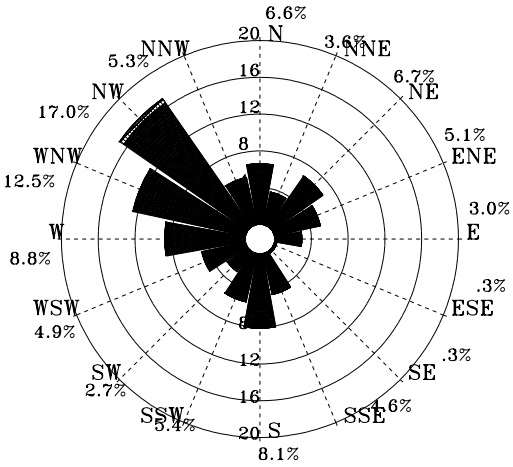


圖8.5.40 2007年 5月高雄港 B 站風玫瑰圖

2007/06/01-2007/06/30 KH-B

MEAN= 2.3m/s MAX= 6.5m/s(NNW) NO= 710( 99%)

< 5 m/s:98% 5~10: 2% 10~15: 0% >15: 0%

N~E:32% E~S:24% S~W:20% W~N:22% Calm: 2%

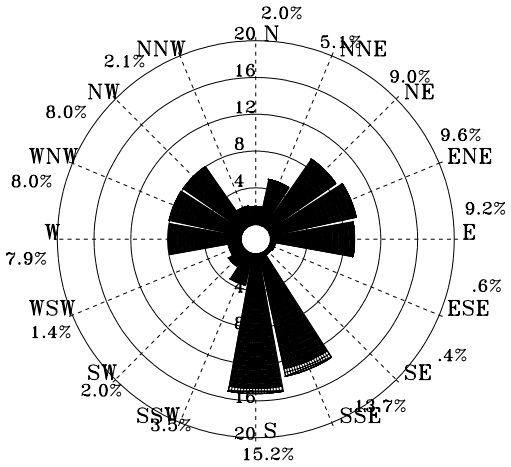


圖8.5.41 2007年 6月高雄港 B 站風玫瑰圖

2007/07/01-2007/07/31 KH-B

MEAN= 2.5m/s MAX= 6.8m/s( S ) NO= 744(100%)

< 5 m/s:96% 5~10: 4% 10~15: 0% >15: 0%

N~E:25% E~S:15% S~W:23% W~N:35% Calm: 2%

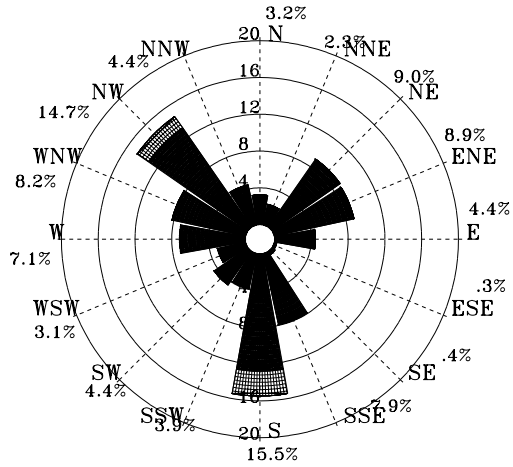


圖8.5.42 2007年 7月高雄港 B 站風玫瑰圖

.3 - 5m/s 5 - 10m/s 10 - 15m/s 15 - 20m/s > 20m/s



| W074KHB0.RDB | Institute of Harbor & Marine Technology |
|---|---|

ROSWB.BAT(PLRWI2AV.FOR) 2008. 9 . 18

Rose Diagram of Wind

2007/08/01-2007/08/31 KH-B

MEAN= 2.6m/s MAX=13.9m/s(WSW) NO= 744(100%)

< 5 m/s:89% 5~10:10% 10~15: 1% >15: 0%

N~E:33% E~S:24% S~W:27% W~N:13% Calm: 3%

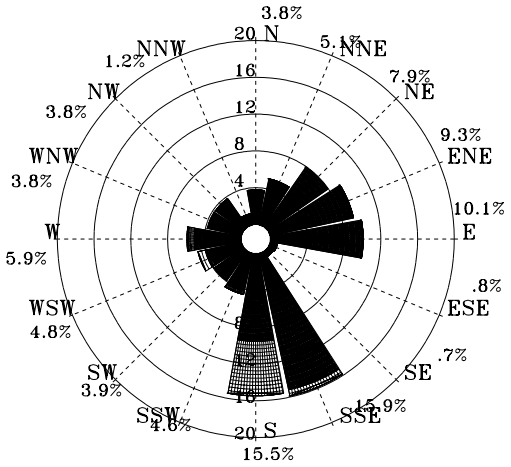


圖8.5.43 2007年 8月高雄港 B 站風玫瑰圖

2007/09/01-2007/09/30 KH-B

MEAN= 1.9m/s MAX= 7.9m/s( NW) NO= 716( 99%)

< 5 m/s:97% 5~10: 3% 10~15: 0% >15: 0%

N~E:29% E~S: 9% S~W:22% W~N:34% Calm: 6%

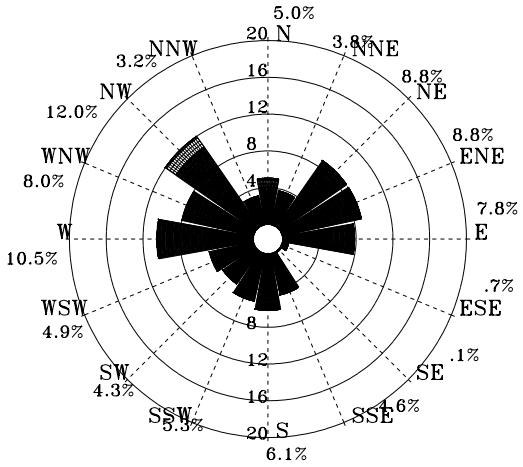


圖8.5.44 2007年 9月高雄港 B 站風玫瑰圖

2007/10/01-2007/10/31 KH-B

MEAN= 2.0m/s MAX=12.4m/s( W ) NO= 743(100%)

< 5 m/s:97% 5~10: 1% 10~15: 2% >15: 0%

N~E:30% E~S: 2% S~W:14% W~N:50% Calm: 4%

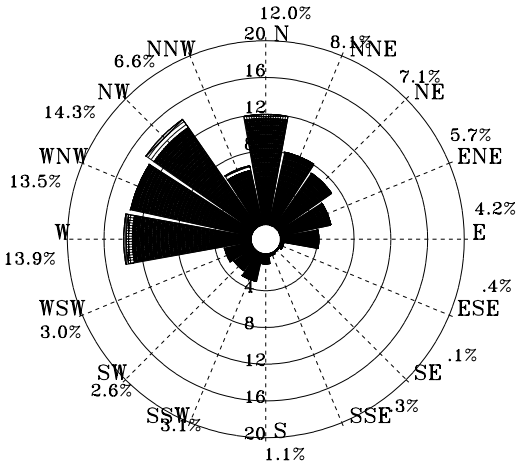


圖8.5.45 2007年10月高雄港 B 站風玫瑰圖

2007/11/01-2007/11/30 KH-B

MEAN= 1.9m/s MAX= 5.4m/s( N ) NO= 720(100%)

< 5 m/s:99% 5~10: 1% 10~15: 0% >15: 0%

N~E:43% E~S: 1% S~W: 3% W~N:49% Calm: 4%

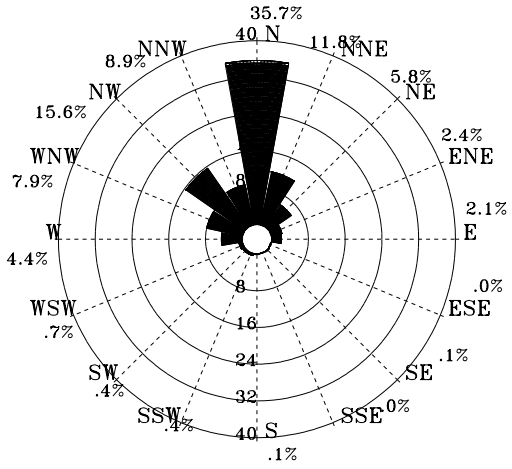


圖8.5.46 2007年11月高雄港 B 站風玫瑰圖

.3 - 5m/s 5 - 10m/s 10 - 15m/s 15 - 20m/s > 20m/s

W078KHB0.RDB | Institute of Harbor & Marine Technology

ROSWB.BAT(PLRWI2AV.FOR) 2008. 9 . 18

Rose Diagram of Wind

2006/12/01-2007/02/28 KH-B
MEAN= 2.3m/s MAX= 6.7m/s( N ) NO= 2158(100%)
< 5 m/s:99% 5~10: 1% 10~15: 0% >15: 0%
N~E:44% E~S: 2% S~W: 2% W~N:51% Calm: 1%

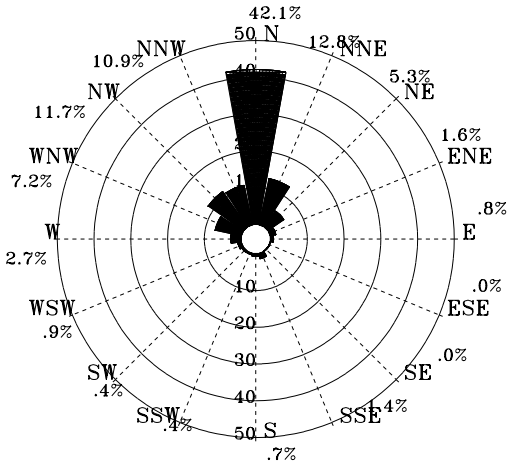


圖8.5.47 2007年冬季高雄港 B 站風玫瑰圖

2007/03/01-2007/05/31 KH-B
MEAN= 2.2m/s MAX= 7.6m/s( N ) NO= 2203(100%)
< 5 m/s:98% 5~10: 2% 10~15: 0% >15: 0%
N~E:29% E~S: 6% S~W:17% W~N:44% Calm: 4%

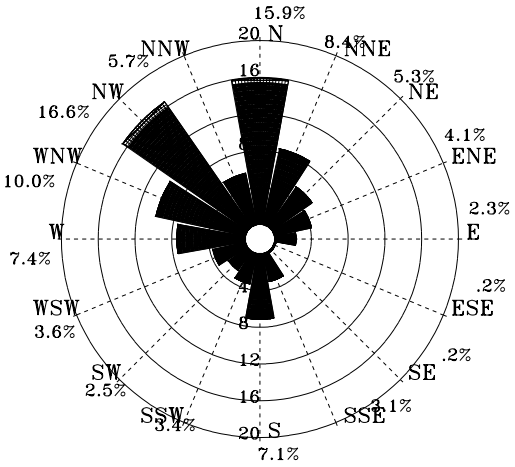


圖8.5.48 2007年春季高雄港 B 站風玫瑰圖

2007/06/01-2007/08/31 KH-B
MEAN= 2.5m/s MAX=13.9m/s(WSW) NO= 2198(100%)
< 5 m/s:95% 5~10: 5% 10~15: 0% >15: 0%
N~E:30% E~S:21% S~W:23% W~N:23% Calm: 3%

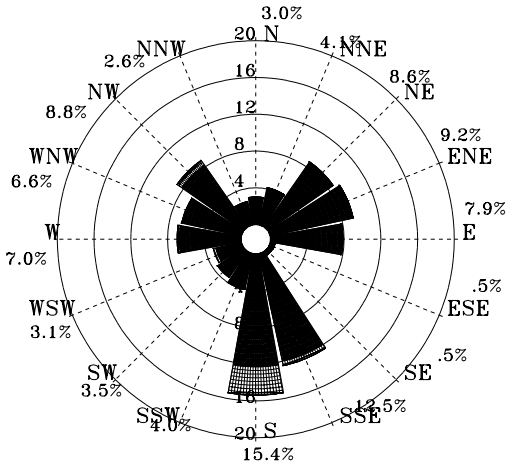


圖8.5.49 2007年夏季高雄港 B 站風玫瑰圖

2007/09/01-2007/11/30 KH-B
MEAN= 1.9m/s MAX=12.4m/s( W ) NO= 2179(100%)
< 5 m/s:97% 5~10: 2% 10~15: 1% >15: 0%
N~E:34% E~S: 4% S~W:13% W~N:44% Calm: 5%

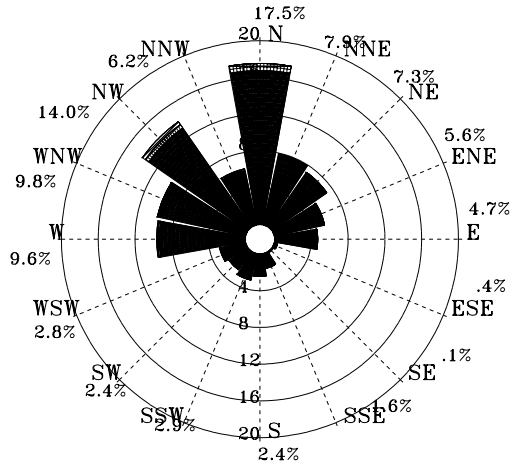


圖8.5.50 2007年秋季高雄港 B 站風玫瑰圖

.3 - 5m/s　　5 - 10m/s　　10 - 15m/s　　15 - 20m/s　　> 20m/s



W07WKHB0.RDB | Institute of Harbor & Marine Technology

ROSWB.BAT(PLRWI2AV.FOR) 2008. 9 . 18

Rose Diagram of Wind

2006/12/01-2007/11/30 KH-B

MEAN= 2.2m/s MAX=13.9m/s(WSW) NO= 8738(100%)

< 5 m/s:97% 5~10: 3% 10~15: 0% >15: 0%

N~E:34% E~S: 8% S~W:14% W~N:41% Calm: 3%

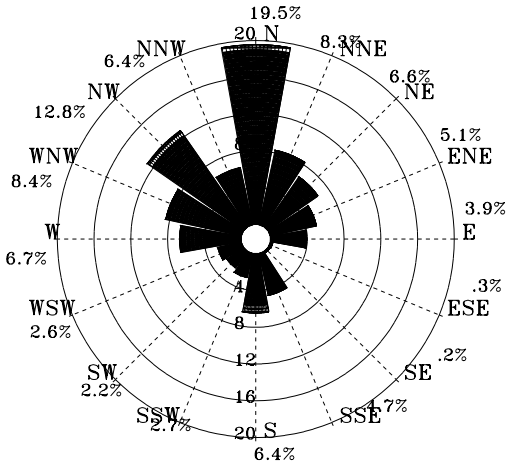


圖8.5.51 2007年全年高雄港 B 站風玫瑰圖

1999/12/01-2006/12/31 KH-B

MEAN= 2.2m/s MAX= 9.4m/s( N ) NO= 5924(100%)

< 5 m/s:99% 5~10: 1% 10~15: 0% >15: 0%

N~E:52% E~S: 1% S~W: 3% W~N:43% Calm: 1%

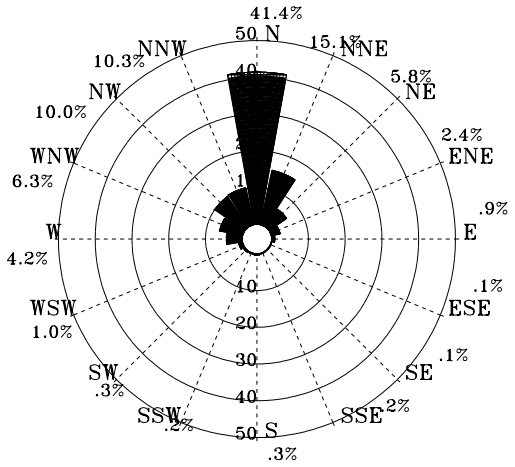


圖8.5.52 歷年12月高雄港 B 站風玫瑰圖

1999/01/01-2007/01/31 KH-B

MEAN= 2.2m/s MAX= 7.6m/s( N ) NO= 6494( 97%)

< 5 m/s:99% 5~10: 1% 10~15: 0% >15: 0%

N~E:51% E~S: 1% S~W: 2% W~N:44% Calm: 2%

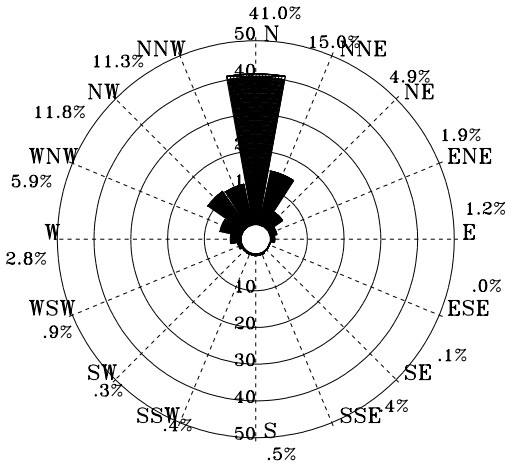


圖8.5.53 歷年 1月高雄港 B 站風玫瑰圖

1999/02/01-2007/02/28 KH-B

MEAN= 2.2m/s MAX= 6.7m/s(NNW) NO= 6067(100%)

< 5 m/s:98% 5~10: 2% 10~15: 0% >15: 0%

N~E:42% E~S: 4% S~W: 5% W~N:47% Calm: 2%

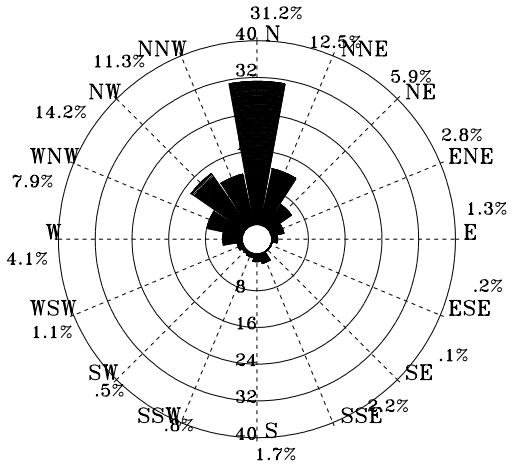


圖8.5.54 歷年 2月高雄港 B 站風玫瑰圖

.3 - 5m/s 5 - 10m/s 10 - 15m/s 15 - 20m/s > 20m/s



W070KHB0.RDB | Institute of Harbor & Marine Technology

ROSWB.BAT(PLRWI2AV.FOR) 2008. 9 . 18

Rose Diagram of Wind

1999/03/01-2007/03/31 KH-B
MEAN= 2.3m/s MAX= 7.6m/s( N ) NO= 6660( 99%)
< 5 m/s:97% 5~10: 3% 10~15: 0% >15: 0%
N~E:35% E~S: 4% S~W: 8% W~N:50% Calm: 3%

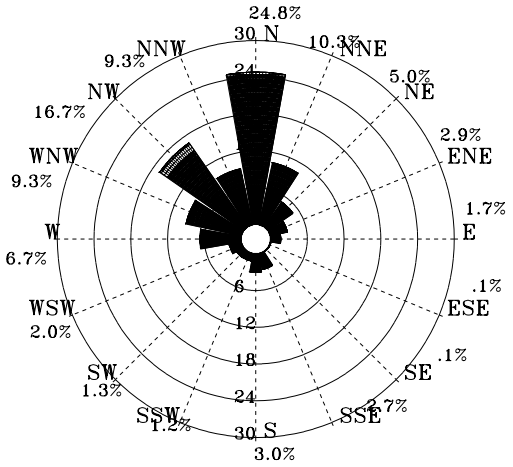


圖8.5.55 歷年 3月高雄港 B 站風玫瑰圖

1999/04/01-2007/04/30 KH-B
MEAN= 2.2m/s MAX= 6.8m/s( N ) NO= 6416( 99%)
< 5 m/s:98% 5~10: 2% 10~15: 0% >15: 0%
N~E:25% E~S: 7% S~W:15% W~N:49% Calm: 4%

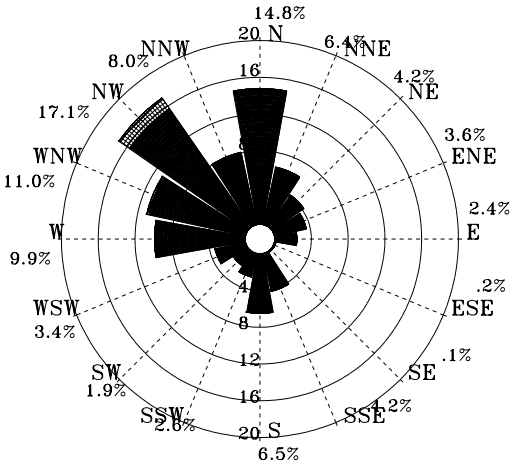


圖8.5.56 歷年 4月高雄港 B 站風玫瑰圖

1999/05/01-2007/05/31 KH-B
MEAN= 2.1m/s MAX= 9.1m/s( S ) NO= 6616( 99%)
< 5 m/s:98% 5~10: 2% 10~15: 0% >15: 0%
N~E:21% E~S:11% S~W:22% W~N:42% Calm: 4%

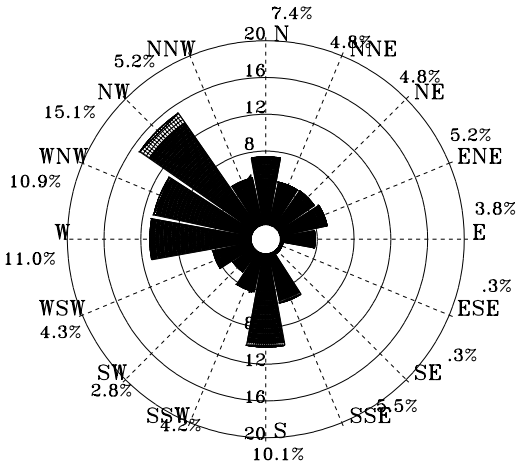


圖8.5.57 歷年 5月高雄港 B 站風玫瑰圖

1999/06/01-2007/06/30 KH-B
MEAN= 2.2m/s MAX=12.2m/s(SSE) NO= 6376( 98%)
< 5 m/s:97% 5~10: 3% 10~15: 0% >15: 0%
N~E:21% E~S:22% S~W:29% W~N:24% Calm: 4%

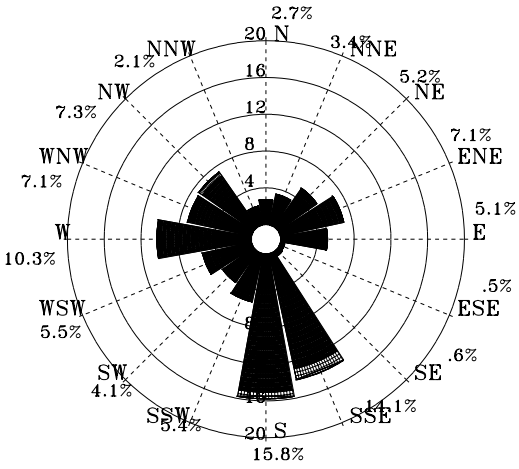


圖8.5.58 歷年 6月高雄港 B 站風玫瑰圖

.3 - 5m/s　　5 - 10m/s　　10 - 15m/s　　15 - 20m/s　　> 20m/s



| W443KHB0.RDB | Institute of Harbor & Marine Technology |
|---|---|

ROSWB.BAT(PLRWI2AV.FOR) 2008. 9 . 18

Rose Diagram of Wind

1999/07/01-2007/07/31 KH-B
MEAN= 2.6m/s MAX=17.2m/s( W ) NO= 6661( 99%)
< 5 m/s:92% 5~10: 8% 10~15: 0% >15: 0%
N~E:21% E~S:22% S~W:26% W~N:27% Calm: 4%

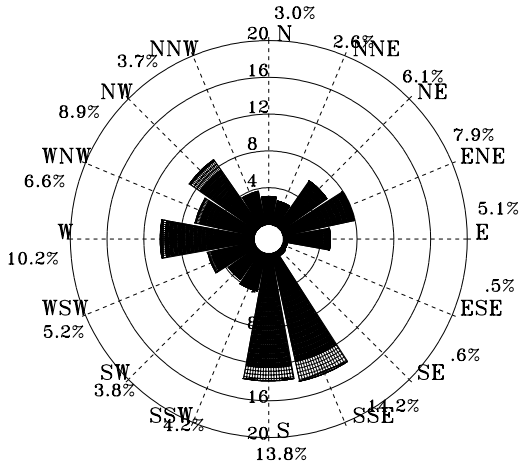


圖8.5.59 歷年 7月高雄港 B 站風玫瑰圖

1999/08/01-2007/08/31 KH-B
MEAN= 2.4m/s MAX=13.9m/s(WSW) NO= 6645( 99%)
< 5 m/s:93% 5~10: 7% 10~15: 0% >15: 0%
N~E:27% E~S:21% S~W:20% W~N:29% Calm: 3%

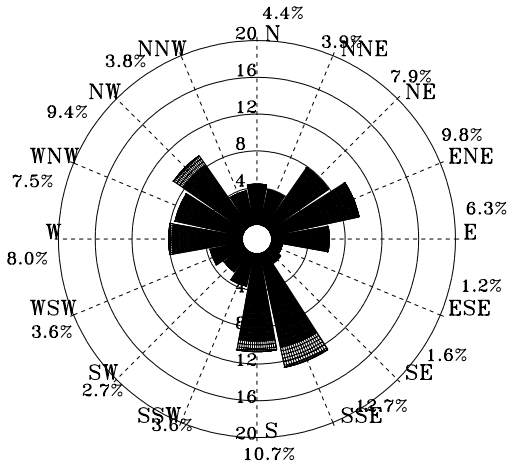


圖8.5.60 歷年 8月高雄港 B 站風玫瑰圖

1999/09/01-2007/09/30 KH-B
MEAN= 2.3m/s MAX=15.9m/s(WSW) NO= 6402( 99%)
< 5 m/s:94% 5~10: 6% 10~15: 0% >15: 0%
N~E:29% E~S:13% S~W:18% W~N:36% Calm: 4%

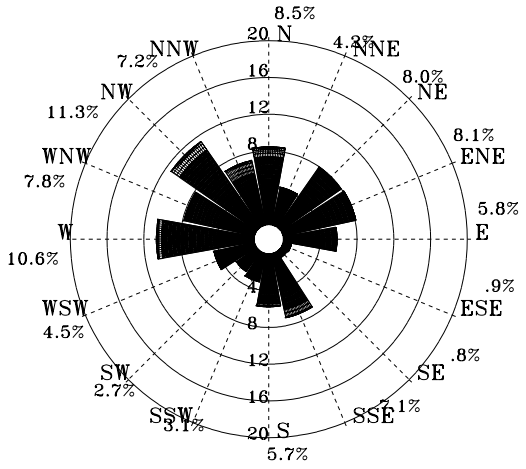


圖8.5.61 歷年 9月高雄港 B 站風玫瑰圖

1999/10/01-2007/10/31 KH-B
MEAN= 2.0m/s MAX=12.4m/s( W ) NO= 6592( 98%)
< 5 m/s:98% 5~10: 2% 10~15: 0% >15: 0%
N~E:32% E~S: 4% S~W:16% W~N:45% Calm: 3%

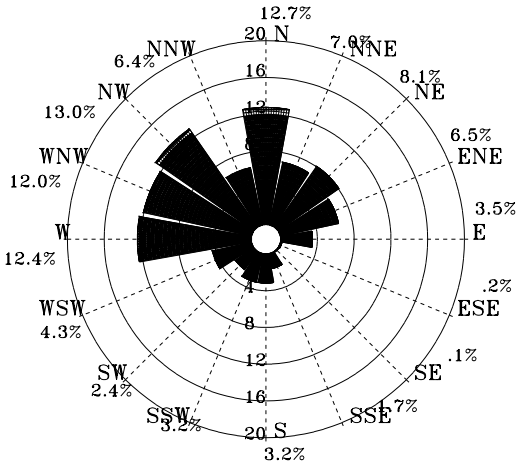


圖8.5.62 歷年10月高雄港 B 站風玫瑰圖

.3 - 5m/s　　5 - 10m/s　　10 - 15m/s　　15 - 20m/s　　> 20m/s



| W447KHB0.RDB | Institute of Harbor & Marine Technology |
|---|---|

ROSWB.BAT(PLRWI2AV.FOR)　　2008. 9 . 18

Rose Diagram of Wind

1999/11/01-2007/11/30 KH-B
MEAN= 2.0m/s MAX=12.6m/s( N ) NO= 6423( 99%)
< 5 m/s:99% 5~10: 1% 10~15: 0% >15: 0%
N~E:44% E~S: 1% S~W: 5% W~N:47% Calm: 3%

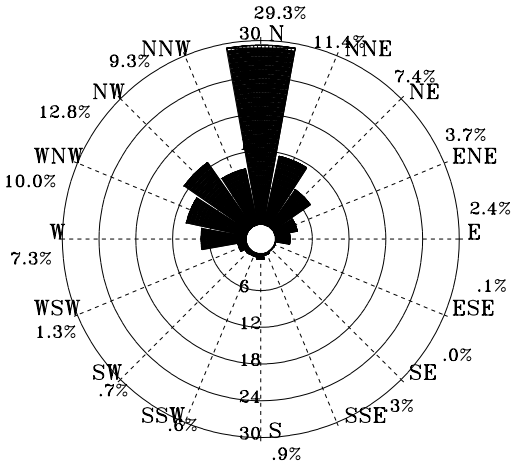


圖8.5.63 歷年11月高雄港 B 站風玫瑰圖

1999/01/01-2007/02/28 KH-B
MEAN= 2.2m/s MAX= 9.4m/s( N ) NO= 18485( 99%)
< 5 m/s:98% 5~10: 2% 10~15: 0% >15: 0%
N~E:48% E~S: 2% S~W: 3% W~N:45% Calm: 2%

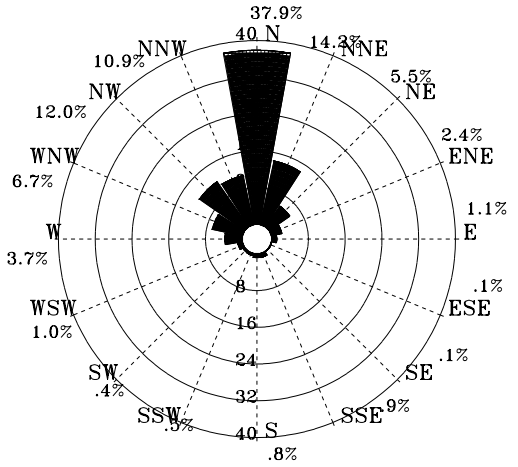


圖8.5.64 歷年冬季高雄港 B 站風玫瑰圖

1999/03/01-2007/05/31 KH-B
MEAN= 2.2m/s MAX= 9.1m/s( S ) NO= 19692( 99%)
< 5 m/s:98% 5~10: 2% 10~15: 0% >15: 0%
N~E:27% E~S: 7% S~W:15% W~N:47% Calm: 4%

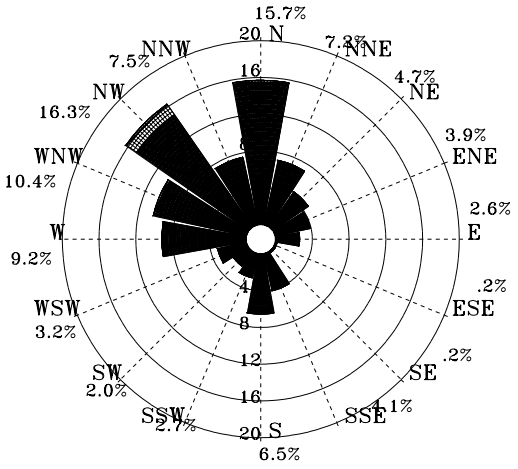


圖8.5.65 歷年春季高雄港 B 站風玫瑰圖

1999/06/01-2007/08/31 KH-B
MEAN= 2.4m/s MAX=17.2m/s( W ) NO= 19682( 99%)
< 5 m/s:94% 5~10: 6% 10~15: 0% >15: 0%
N~E:23% E~S:22% S~W:25% W~N:27% Calm: 3%

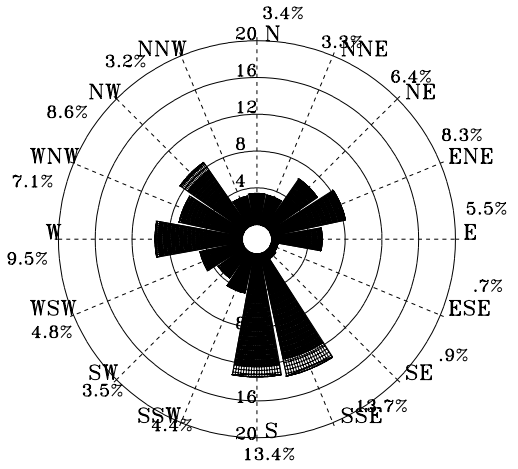


圖8.5.66 歷年夏季高雄港 B 站風玫瑰圖

.3 - 5m/s　　5 - 10m/s　　10 - 15m/s　　15 - 20m/s　　> 20m/s



W44BKHB0.RDB　　Institute of Harbor & Marine Technology

ROSWB.BAT(PLRWI2AV.FOR)　　2008. 9 . 18

Rose Diagram of Wind

1999/09/01-2007/11/30 KH-B

MEAN= 2.1m/s MAX=15.9m/s(WSW) NO= 19417( 99%)

< 5 m/s:97% 5~10: 3% 10~15: 0% >15: 0%

N~E:35% E~S: 6% S~W:13% W~N:43% Calm: 3%

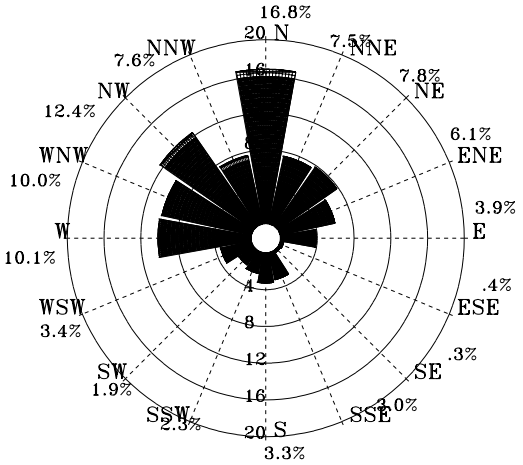


圖8.5.67 歷年秋季高雄港 B 站風玫瑰圖

1999/01/01-2007/11/30 KH-B

MEAN= 2.2m/s MAX=17.2m/s( W ) NO= 77276( 99%)

< 5 m/s:97% 5~10: 3% 10~15: 0% >15: 0%

N~E:33% E~S: 9% S~W:14% W~N:41% Calm: 3%

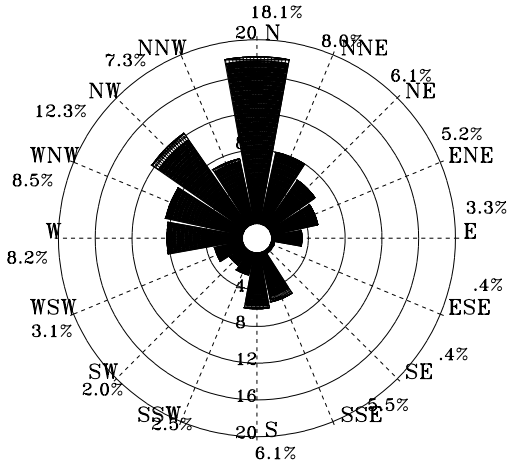


圖8.5.68 歷年全年高雄港 B 站風玫瑰圖

.3 - 5m/s 5 - 10m/s 10 - 15m/s 15 - 20m/s > 20m/s

W44FKHB0.RDB | Institute of Harbor & Marine Technology

ROSWB.BAT(PLRWI2AV.FOR) 2008.9 .18

# 8.6　2007年花蓮港風力玫瑰圖

Rose Diagram of Wind

2006/12/01-2006/12/31 HL-W
MEAN= 4.1m/s MAX=11.7m/s(ENE) NO= 743(100%)
< 5 m/s:69% 5~10:28% 10~15: 3% >15: 0%
N~E:57% E~S: 7% S~W:15% W~N:21% Calm: 0%

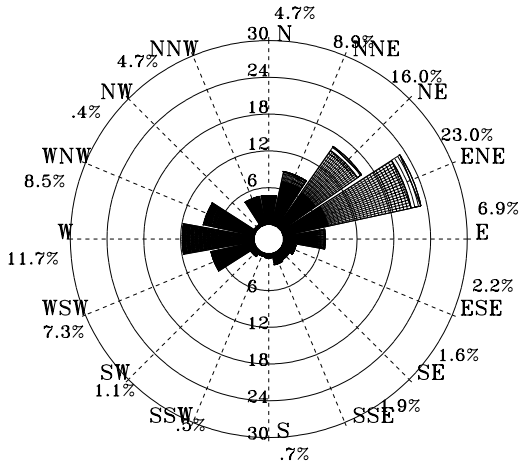


圖8.6.1 2006年12月花蓮港 W 站風玫瑰圖

2007/01/01-2007/01/31 HL-W
MEAN= 4.0m/s MAX=14.2m/s( E ) NO= 744(100%)
< 5 m/s:74% 5~10:23% 10~15: 3% >15: 0%
N~E:49% E~S: 5% S~W:16% W~N:30% Calm: 0%

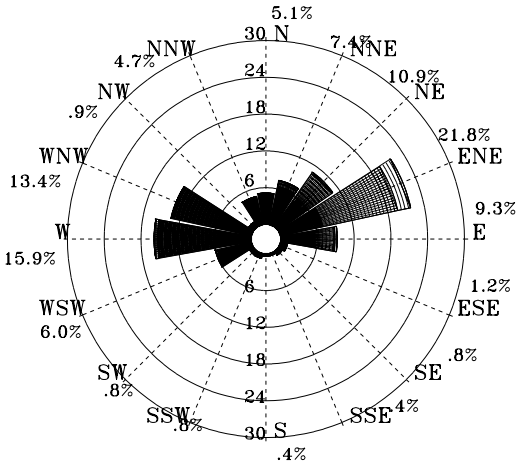


圖8.6.2 2007年 1 月花蓮港 W 站風玫瑰圖

2007/02/01-2007/02/28 HL-W
MEAN= 4.0m/s MAX=12.3m/s( S ) NO= 672(100%)
< 5 m/s:75% 5~10:23% 10~15: 2% >15: 0%
N~E:40% E~S: 8% S~W:31% W~N:21% Calm: 0%

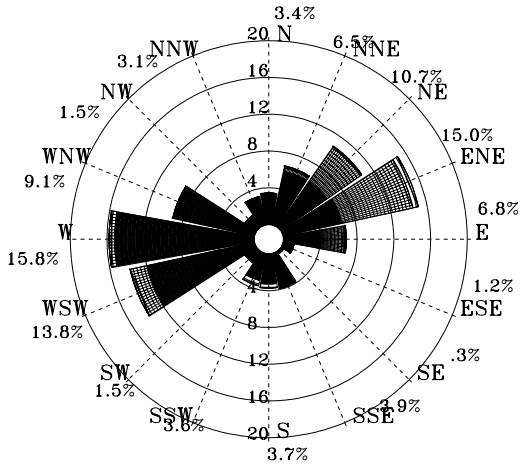


圖8.6.3 2007年 2 月花蓮港 W 站風玫瑰圖

2007/03/01-2007/03/31 HL-W
MEAN= 3.8m/s MAX=14.2m/s( S ) NO= 744(100%)
< 5 m/s:78% 5~10:19% 10~15: 3% >15: 0%
N~E:35% E~S:12% S~W:28% W~N:25% Calm: 0%

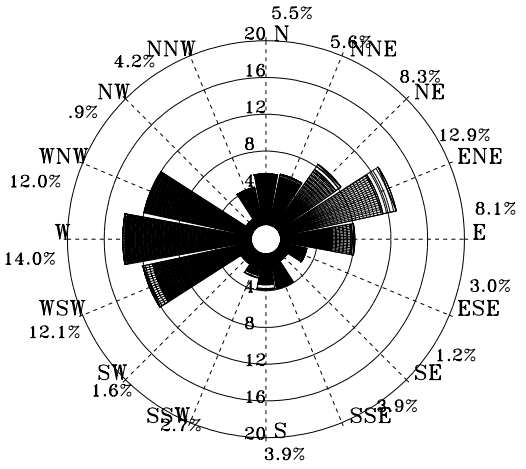


圖8.6.4 2007年 3 月花蓮港 W 站風玫瑰圖

.3 - 5m/s  5 - 10m/s  10 - 15m/s  15 - 20m/s  > 20m/s



| W06CHLW0.RDB | Institute of Harbor & Marine Technology |
|---|---|

ROSWB.BAT(PLRWI2AV.FOR) 2008. 9 . 18

Rose Diagram of Wind

2007/04/01-2007/04/30 HL-W

MEAN= 3.5m/s MAX=12.2m/s(ENE) NO= 720(100%)

< 5 m/s:80% 5~10:18% 10~15: 2% >15: 0%

N~E:34% E~S:14% S~W:28% W~N:24% Calm: 0%

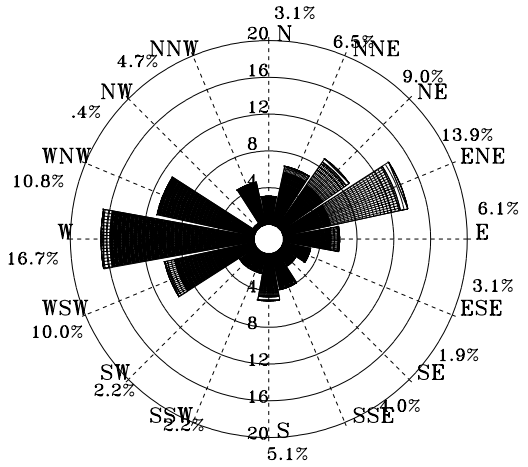


圖8.6.5 2007年 4月花蓮港 W 站風玫瑰圖

2007/05/01-2007/05/31 HL-W

MEAN= 2.9m/s MAX= 8.4m/s(NNE) NO= 744(100%)

< 5 m/s:92% 5~10: 8% 10~15: 0% >15: 0%

N~E:25% E~S:22% S~W:34% W~N:19% Calm: 0%

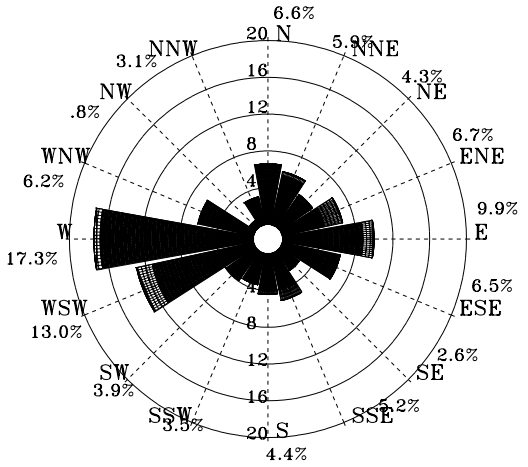


圖8.6.6 2007年 5月花蓮港 W 站風玫瑰圖

2007/06/01-2007/06/30 HL-W

MEAN= 3.5m/s MAX=13.4m/s( S ) NO= 720(100%)

< 5 m/s:84% 5~10:14% 10~15: 2% >15: 0%

N~E:25% E~S:18% S~W:41% W~N:16% Calm: 0%

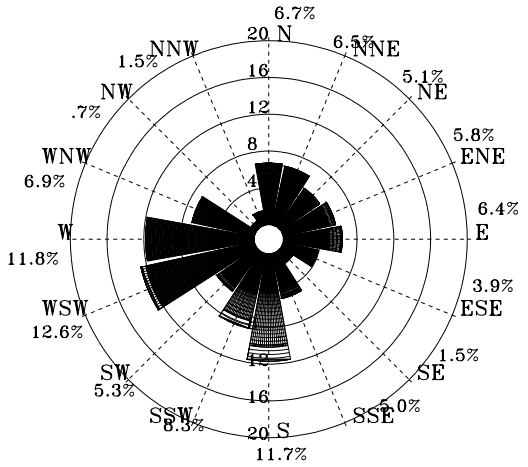


圖8.6.7 2007年 6月花蓮港 W 站風玫瑰圖

2007/07/01-2007/07/31 HL-W

MEAN= 3.2m/s MAX= 9.4m/s( S ) NO= 744(100%)

< 5 m/s:89% 5~10:11% 10~15: 0% >15: 0%

N~E: 9% E~S:34% S~W:47% W~N:10% Calm: 0%

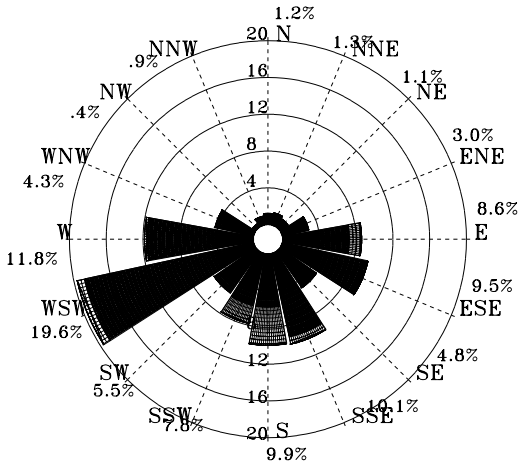


圖8.6.8 2007年 7月花蓮港 W 站風玫瑰圖

.3 - 5m/s　　5 - 10m/s　　10 - 15m/s　　15 - 20m/s　　> 20m/s



| W074HLW0.RDB | Institute of Harbor & Marine Technology |
|---|---|

ROSWB.BAT(PLRWI2AV.FOR) 2008. 9 . 18

Rose Diagram of Wind

2007/08/01-2007/08/31 HL-W

MEAN= 3.8m/s MAX=21.1m/s( S ) NO= 744(100%)

< 5 m/s:83% 5~10:14% 10~15: 1% >15: 2%

N~E:16% E~S:20% S~W:46% W~N:18% Calm: 0%

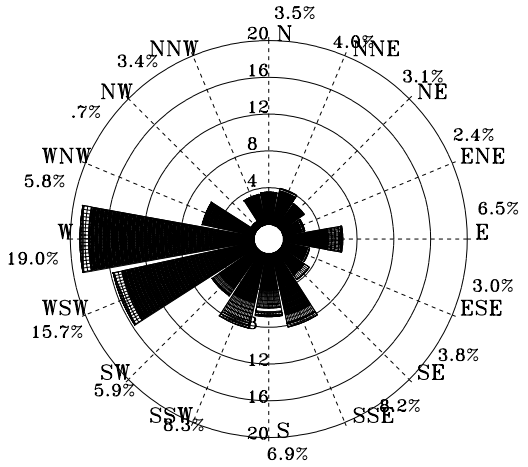


圖8.6.9 2007年 8月花蓮港 W 站風玫瑰圖

2007/09/01-2007/09/30 HL-W

MEAN= 3.3m/s MAX= 8.7m/s( E ) NO= 720(100%)

< 5 m/s:88% 5~10:12% 10~15: 0% >15: 0%

N~E:33% E~S:12% S~W:32% W~N:23% Calm: 0%

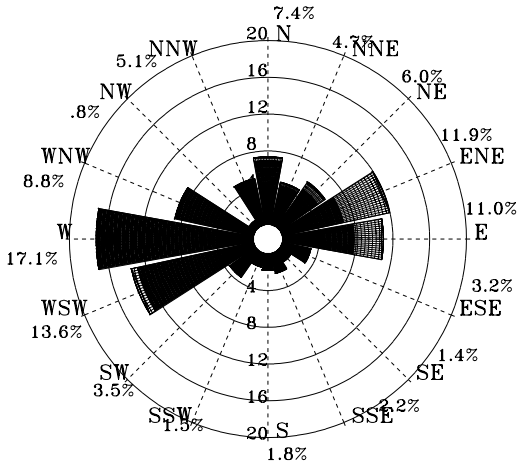


圖8.6.10 2007年 9月花蓮港 W 站風玫瑰圖

2007/10/01-2007/10/31 HL-W

MEAN= 4.1m/s MAX=26.8m/s(WNW) NO= 744(100%)

< 5 m/s:73% 5~10:25% 10~15: 2% >15: 0%

N~E:61% E~S: 2% S~W:15% W~N:22% Calm: 0%

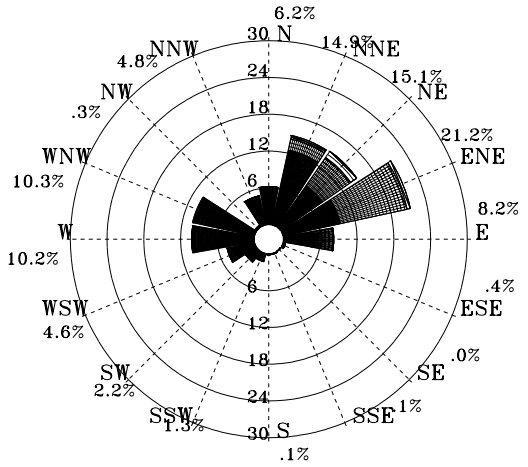


圖8.6.11 2007年10月花蓮港 W 站風玫瑰圖

2007/11/01-2007/11/30 HL-W

MEAN= 4.2m/s MAX=12.7m/s(ENE) NO= 404( 56%)

< 5 m/s:66% 5~10:33% 10~15: 1% >15: 0%

N~E:63% E~S: 3% S~W:12% W~N:22% Calm: 0%

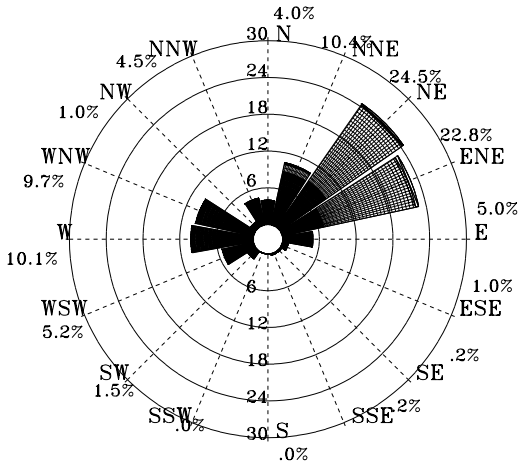


圖8.6.12 2007年11月花蓮港 W 站風玫瑰圖

.3 - 5m/s　　5 - 10m/s　　10 - 15m/s　　15 - 20m/s　　> 20m/s



W078HLW0.RDB　　Institute of Harbor & Marine Technology

ROSWB.BAT(PLRWI2AV.FOR)　　2008. 9 . 18

Rose Diagram of Wind

2006/12/01-2007/02/28 HL-W
MEAN= 4.0m/s MAX=14.2m/s( E ) NO= 2159(100%)
< 5 m/s:73% 5~10:25% 10~15: 2% >15: 0%
N~E:48% E~S: 7% S~W:21% W~N:24% Calm: 0%

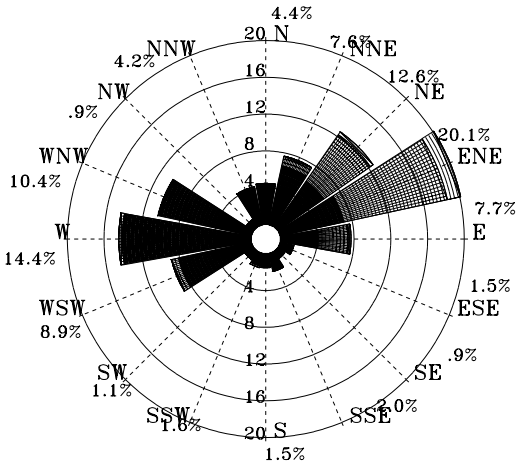


圖8.6.13 2007年冬季花蓮港 W 站風玫瑰圖

2007/03/01-2007/05/31 HL-W
MEAN= 3.4m/s MAX=14.2m/s( S ) NO= 2208(100%)
< 5 m/s:83% 5~10:15% 10~15: 2% >15: 0%
N~E:31% E~S:16% S~W:30% W~N:23% Calm: 0%

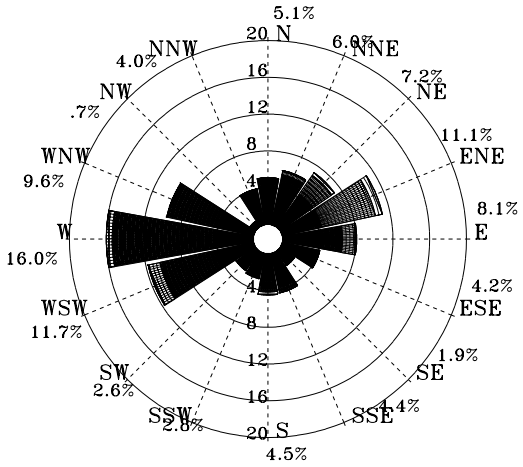


圖8.6.14 2007年春季花蓮港 W 站風玫瑰圖

2007/06/01-2007/08/31 HL-W
MEAN= 3.5m/s MAX=21.1m/s( S ) NO= 2208(100%)
< 5 m/s:85% 5~10:13% 10~15: 1% >15: 1%
N~E:16% E~S:24% S~W:46% W~N:14% Calm: 0%

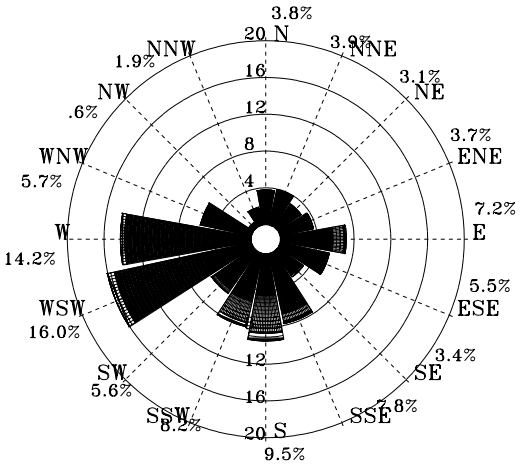


圖8.6.15 2007年夏季花蓮港 W 站風玫瑰圖

2007/09/01-2007/11/30 HL-W
MEAN= 3.8m/s MAX=26.8m/s(WNW) NO= 1868( 86%)
< 5 m/s:77% 5~10:22% 10~15: 1% >15: 0%
N~E:50% E~S: 6% S~W:21% W~N:23% Calm: 0%

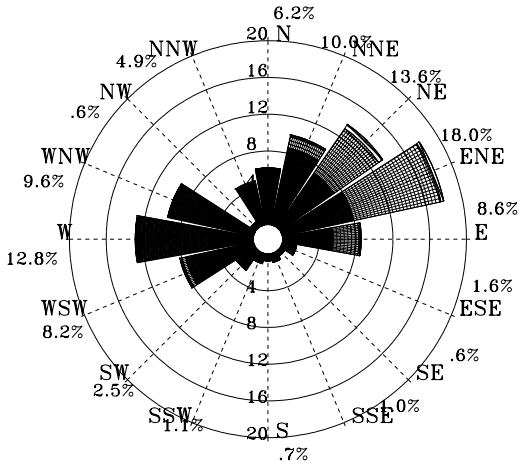


圖8.6.16 2007年秋季花蓮港 W 站風玫瑰圖

.3 - 5m/s　　5 - 10m/s　　10 - 15m/s　　15 - 20m/s　　> 20m/s

| W07WHLW0.RDB | Institute of Harbor & Marine Technology |
|---|---|

ROSWB.BAT(PLRWI2AV.FOR) 2008. 9 . 18

Rose Diagram of Wind

2006/12/01-2007/11/30 HL-W
MEAN= 3.7m/s MAX=26.8m/s(WNW) NO= 8443( 96%)
< 5 m/s:80% 5~10:18% 10~15: 2% >15: 0%
N~E:36% E~S:13% S~W:30% W~N:21% Calm: 0%

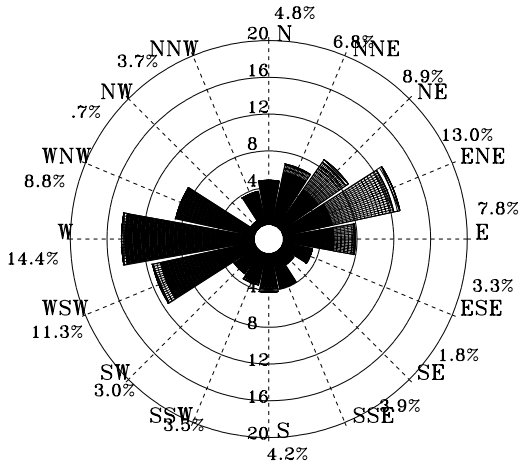


圖8.6.17 2007年全年花蓮港 W 站風玫瑰圖

2002/12/01-2006/12/31 HL-W
MEAN= 4.0m/s MAX=15.1m/s( E ) NO= 3715(100%)
< 5 m/s:71% 5~10:26% 10~15: 3% >15: 0%
N~E:50% E~S: 6% S~W:18% W~N:26% Calm: 0%

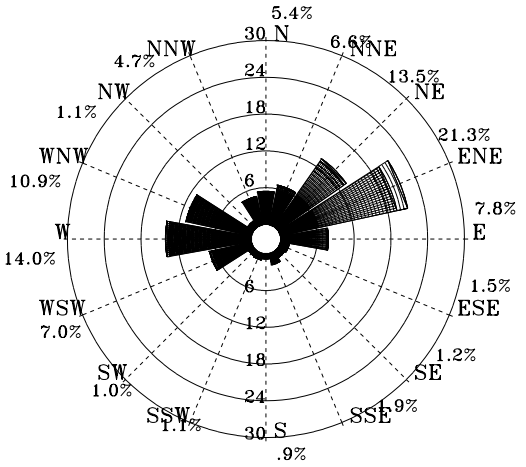


圖8.6.18 歷年12月花蓮港 W 站風玫瑰圖

2003/01/01-2007/01/31 HL-W
MEAN= 3.7m/s MAX=14.2m/s( E ) NO= 3720(100%)
< 5 m/s:76% 5~10:23% 10~15: 1% >15: 0%
N~E:47% E~S: 5% S~W:19% W~N:29% Calm: 0%

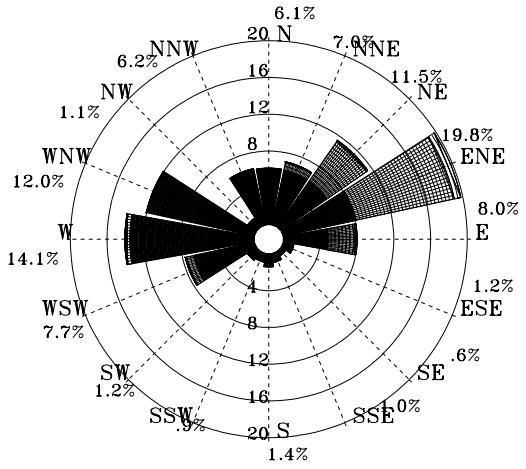


圖8.6.19 歷年 1 月花蓮港 W 站風玫瑰圖

2003/02/01-2007/02/28 HL-W
MEAN= 3.8m/s MAX=16.0m/s(SSW) NO= 3384(100%)
< 5 m/s:75% 5~10:23% 10~15: 2% >15: 0%
N~E:41% E~S: 9% S~W:25% W~N:25% Calm: 0%

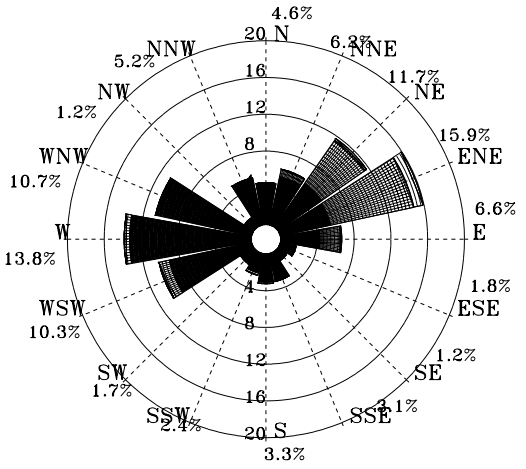


圖8.6.20 歷年 2 月花蓮港 W 站風玫瑰圖

.3 - 5m/s　　5 - 10m/s　　10 - 15m/s　　15 - 20m/s　　> 20m/s

| W070HLW0.RDB | Institute of Harbor & Marine Technology |
|---|---|

ROSWB.BAT(PLRWI2AV.FOR) 2008. 9 . 18

## Rose Diagram of Wind

2003/03/01-2007/03/31 HL-W
MEAN= 3.6m/s MAX=14.2m/s( S ) NO= 3674( 99%)
< 5 m/s:78% 5~10:20% 10~15: 2% >15: 0%
N~E:39% E~S:10% S~W:24% W~N:26% Calm: 1%

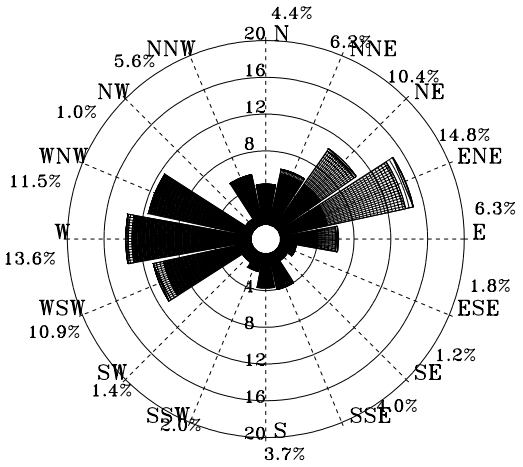


圖8.6.21 歷年 3月花蓮港 W 站風玫瑰圖

2003/04/01-2007/04/30 HL-W
MEAN= 3.4m/s MAX=13.9m/s(ENE) NO= 3597(100%)
< 5 m/s:82% 5~10:17% 10~15: 1% >15: 0%
N~E:32% E~S:14% S~W:30% W~N:24% Calm: 0%

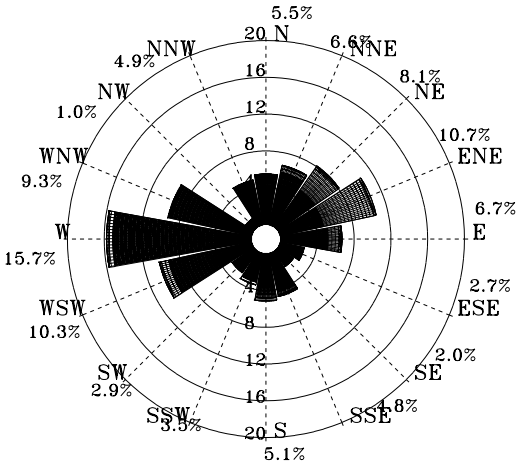


圖8.6.22 歷年 4月花蓮港 W 站風玫瑰圖

2003/05/01-2007/05/31 HL-W
MEAN= 3.0m/s MAX=13.4m/s(SSW) NO= 3720(100%)
< 5 m/s:87% 5~10:13% 10~15: 0% >15: 0%
N~E:31% E~S:17% S~W:31% W~N:20% Calm: 1%

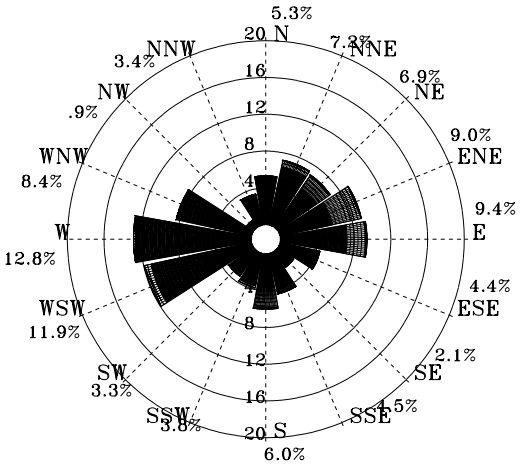


圖8.6.23 歷年 5月花蓮港 W 站風玫瑰圖

2002/06/19-2007/06/30 HL-W
MEAN= 3.2m/s MAX=13.4m/s( S ) NO= 3536( 82%)
< 5 m/s:84% 5~10:15% 10~15: 1% >15: 0%
N~E:24% E~S:19% S~W:39% W~N:17% Calm: 1%

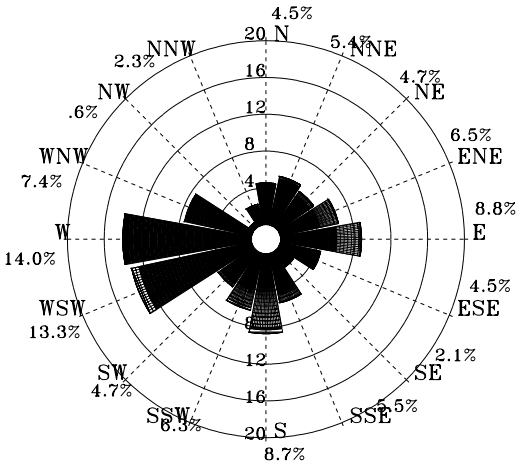


圖8.6.24 歷年 6月花蓮港 W 站風玫瑰圖

.3 - 5m/s　　5 - 10m/s　　10 - 15m/s　　15 - 20m/s　　> 20m/s

| W443HLW0.RDB | Institute of Harbor & Marine Technology |
|---|---|

ROSWB.BAT(PLRWI2AV.FOR) 2008. 9 . 18

## Rose Diagram of Wind

2002/07/01-2007/07/31 HL-W
MEAN= 3.5m/s MAX=23.5m/s( SE) NO= 3944( 88%)
< 5 m/s:83% 5~10:16% 10~15: 1% >15: 0%
N~E:10% E~S:29% S~W:51% W~N:10% Calm: 0%

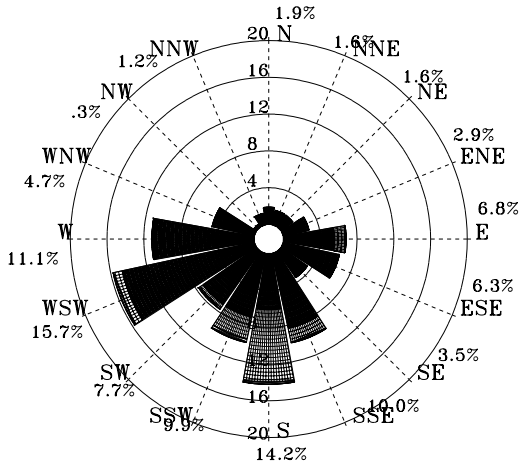


圖8.6.25 歷年 7月花蓮港 W 站風玫瑰圖

2002/08/01-2007/08/31 HL-W
MEAN= 3.3m/s MAX=21.1m/s( S ) NO= 4464(100%)
< 5 m/s:87% 5~10:12% 10~15: 1% >15: 0%
N~E:14% E~S:24% S~W:46% W~N:16% Calm: 0%

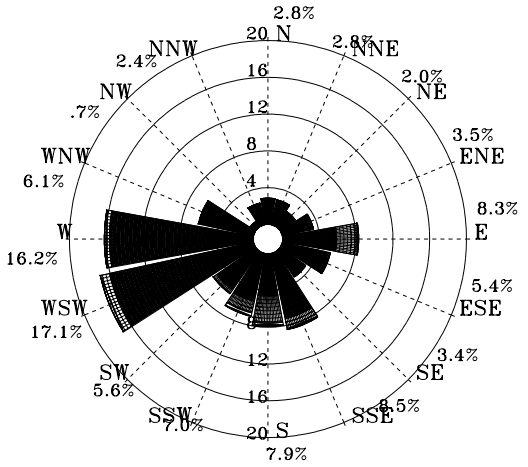


圖8.6.26 歷年 8月花蓮港 W 站風玫瑰圖

2002/09/01-2007/09/30 HL-W
MEAN= 3.0m/s MAX=16.0m/s(SSW) NO= 4302(100%)
< 5 m/s:90% 5~10:10% 10~15: 0% >15: 0%
N~E:28% E~S:15% S~W:33% W~N:23% Calm: 1%

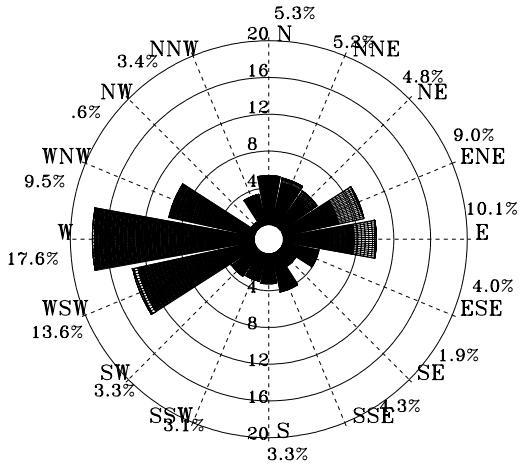


圖8.6.27 歷年 9月花蓮港 W 站風玫瑰圖

2002/10/01-2007/10/31 HL-W
MEAN= 3.8m/s MAX=53.8m/s( E ) NO= 4464(100%)
< 5 m/s:74% 5~10:25% 10~15: 1% >15: 0%
N~E:51% E~S: 6% S~W:18% W~N:20% Calm: 5%

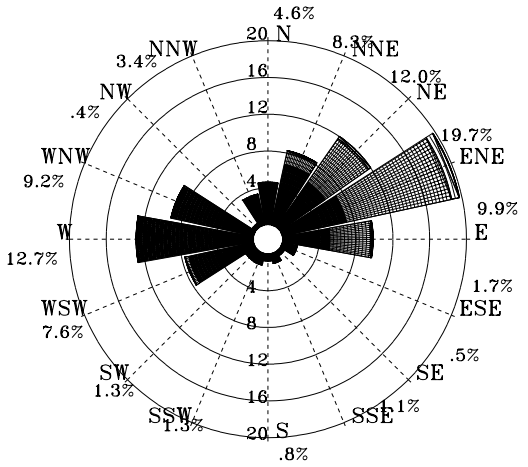


圖8.6.28 歷年10月花蓮港 W 站風玫瑰圖

.3 - 5m/s　　5 - 10m/s　　10 - 15m/s　　15 - 20m/s　　> 20m/s



| W447HLW0.RDB | Institute of Harbor & Marine Technology |
|---|---|

ROSWB.BAT(PLRWI2AV.FOR) 2008. 9 . 18

Rose Diagram of Wind

2002/11/01-2007/11/30 HL-W
MEAN= 3.7m/s MAX=12.7m/s(ENE) NO= 3996( 93%)
< 5 m/s:75% 5~10:24% 10~15: 1% >15: 0%
N~E:48% E~S: 8% S~W:21% W~N:23% Calm: 0%

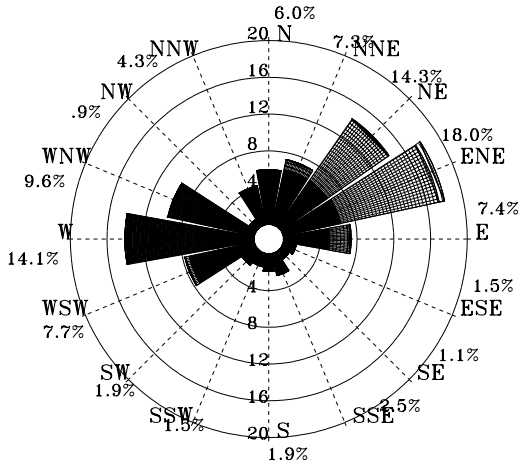


圖8.6.29 歷年11月花蓮港 W 站風玫瑰圖

2002/12/01-2007/02/28 HL-W
MEAN= 3.8m/s MAX=16.0m/s(SSW) NO= 10819(100%)
< 5 m/s:74% 5~10:24% 10~15: 2% >15: 0%
N~E:47% E~S: 7% S~W:20% W~N:26% Calm: 0%

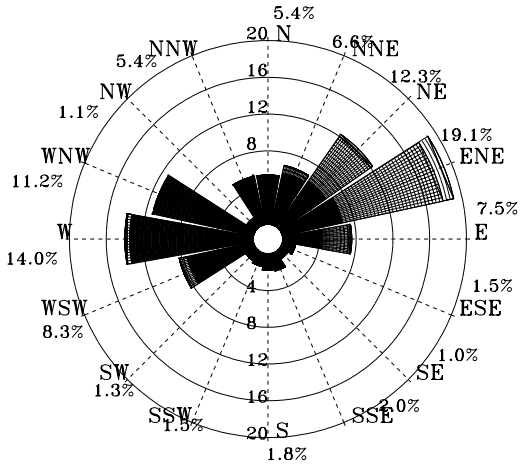


圖8.6.30 歷年冬季花蓮港 W 站風玫瑰圖

2003/03/01-2007/05/31 HL-W
MEAN= 3.3m/s MAX=14.2m/s( S ) NO= 10991(100%)
< 5 m/s:83% 5~10:16% 10~15: 1% >15: 0%
N~E:34% E~S:14% S~W:28% W~N:23% Calm: 1%

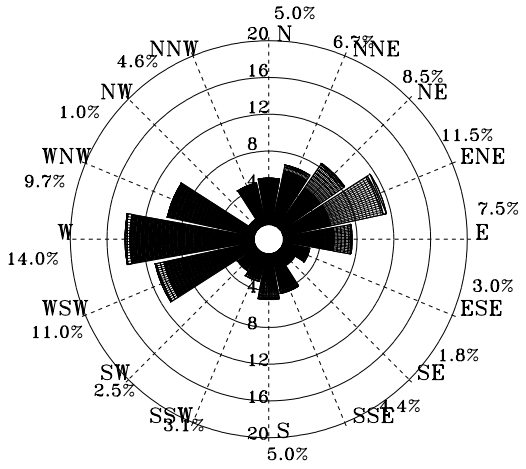


圖8.6.31 歷年春季花蓮港 W 站風玫瑰圖

2002/06/19-2007/08/31 HL-W
MEAN= 3.3m/s MAX=23.5m/s( SE) NO= 11944( 90%)
< 5 m/s:85% 5~10:14% 10~15: 1% >15: 0%
N~E:15% E~S:25% S~W:46% W~N:14% Calm: 0%

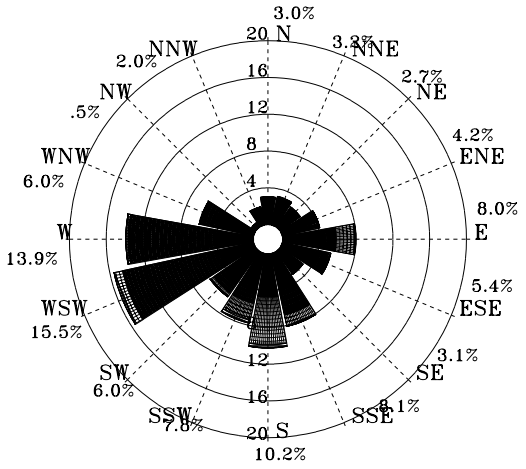


圖8.6.32 歷年夏季花蓮港 W 站風玫瑰圖

.3 - 5m/s　　5 - 10m/s　　10 - 15m/s　　15 - 20m/s　　> 20m/s



| W44BHLW0.RDB | Institute of Harbor & Marine Technology |
|---|---|

ROSWB.BAT(PLRWI2AV.FOR) 2008. 9 . 18

Rose Diagram of Wind

2002/09/01-2007/11/30 HL-W

MEAN= 3.5m/s MAX=53.8m/s( E ) NO= 12762( 97%)

< 5 m/s:79% 5~10:20% 10~15: 1% >15: 0%

N~E:42% E~S:10% S~W:24% W~N:22% Calm: 2%

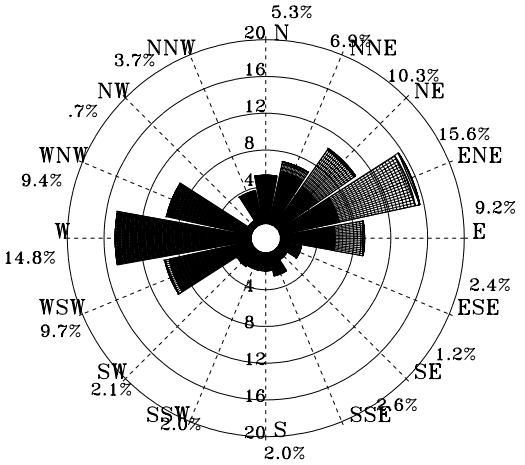


圖8.6.33 歷年秋季花蓮港 W 站風玫瑰圖

2002/06/19-2007/11/30 HL-W

MEAN= 3.5m/s MAX=53.8m/s( E ) NO= 46516( 96%)

< 5 m/s:80% 5~10:19% 10~15: 1% >15: 0%

N~E:34% E~S:14% S~W:30% W~N:21% Calm: 1%

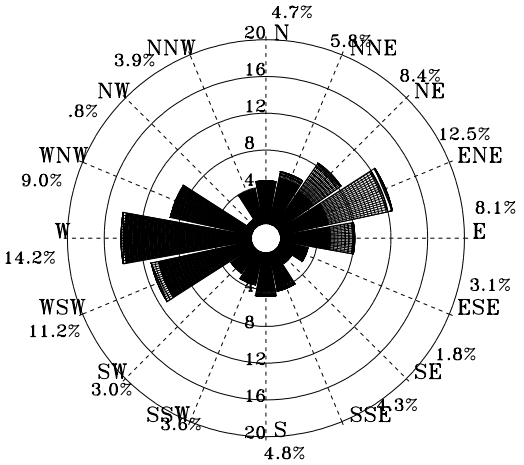


圖8.6.34 歷年全年花蓮港 W 站風玫瑰圖

.3 - 5m/s 5 - 10m/s 10 - 15m/s 15 - 20m/s > 20m/s

W44FHLW0.RDB | Institute of Harbor & Marine Technology

ROSWB.BAT(PLRWI2AV.FOR) 2008. 9 . 18

Rose Diagram of Wind

2006/12/01-2006/12/31 HL-A
MEAN= 3.6m/s MAX=10.0m/s( NE) NO= 744(100%)
< 5 m/s:75% 5~10:25% 10~15: 0% >15: 0%
N~E:51% E~S: 6% S~W:21% W~N:21% Calm: 1%

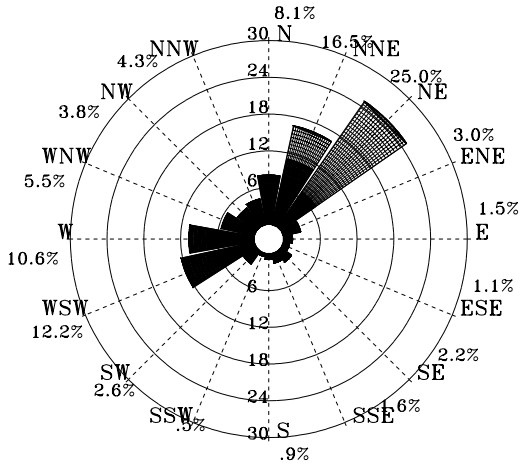


圖8.6.35 2006年12月花蓮港 A 站風玫瑰圖

2007/01/01-2007/01/31 HL-A
MEAN= 3.4m/s MAX=10.7m/s( NE) NO= 743(100%)
< 5 m/s:80% 5~10:20% 10~15: 0% >15: 0%
N~E:44% E~S: 4% S~W:27% W~N:25% Calm: 0%

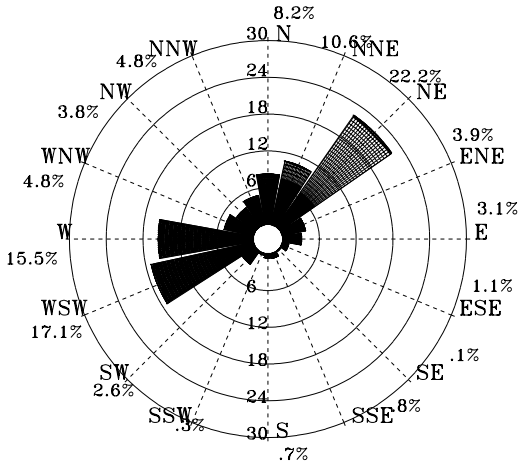


圖8.6.36 2007年 1月花蓮港 A 站風玫瑰圖

2007/02/01-2007/02/28 HL-A
MEAN= 3.5m/s MAX=10.0m/s( S ) NO= 672(100%)
< 5 m/s:81% 5~10:19% 10~15: 0% >15: 0%
N~E:34% E~S:11% S~W:37% W~N:18% Calm: 0%

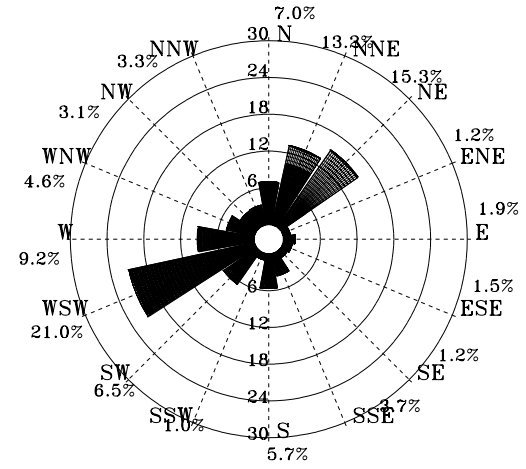


圖8.6.37 2007年 2月花蓮港 A 站風玫瑰圖

2007/03/01-2007/03/31 HL-A
MEAN= 3.3m/s MAX=12.3m/s( NE) NO= 743(100%)
< 5 m/s:82% 5~10:17% 10~15: 1% >15: 0%
N~E:32% E~S:13% S~W:33% W~N:22% Calm: 0%

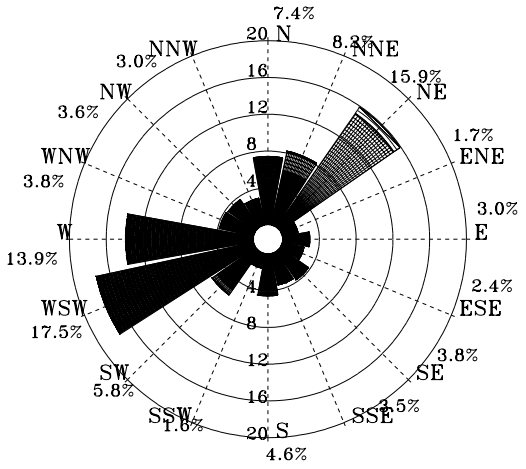


圖8.6.38 2007年 3月花蓮港 A 站風玫瑰圖

.3 - 5m/s　　5 - 10m/s　　10 - 15m/s　　15 - 20m/s　　> 20m/s



W06CHLA0.RDB　　Institute of Harbor & Marine Technology

ROSWB.BAT(PLRWI2AV.FOR)　　2008. 9 . 18

Rose Diagram of Wind

2007/04/01-2007/04/30 HL-A

MEAN= 3.1m/s MAX=11.1m/s(WSW) NO= 720(100%)

< 5 m/s:85% 5~10:15% 10~15: 0% >15: 0%

N~E:31% E~S:15% S~W:34% W~N:19% Calm: 1%

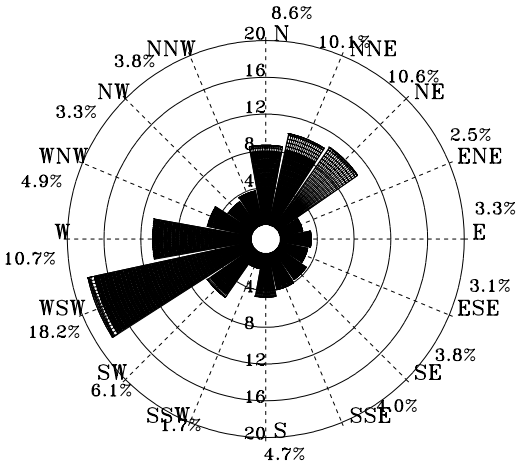


圖8.6.39 2007年 4月花蓮港 A 站風玫瑰圖

2007/05/01-2007/05/31 HL-A

MEAN= 2.6m/s MAX= 7.5m/s(NNE) NO= 743(100%)

< 5 m/s:95% 5~10: 5% 10~15: 0% >15: 0%

N~E:22% E~S:23% S~W:38% W~N:15% Calm: 2%

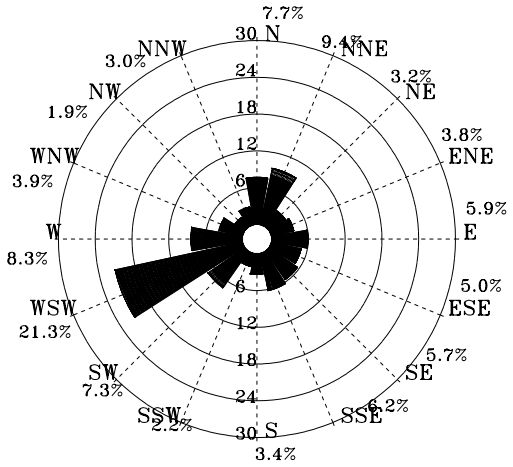


圖8.6.40 2007年 5月花蓮港 A 站風玫瑰圖

2007/06/01-2007/06/30 HL-A

MEAN= 3.0m/s MAX=10.3m/s( S ) NO= 710( 99%)

< 5 m/s:89% 5~10:11% 10~15: 0% >15: 0%

N~E:24% E~S:21% S~W:41% W~N:13% Calm: 1%

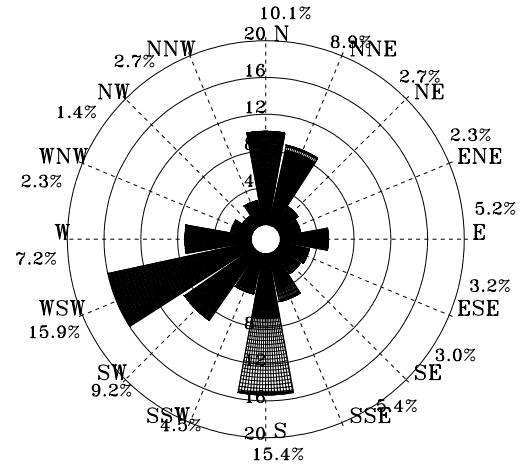


圖8.6.41 2007年 6月花蓮港 A 站風玫瑰圖

2007/07/01-2007/07/31 HL-A

MEAN= 2.9m/s MAX= 8.9m/s( S ) NO= 743(100%)

< 5 m/s:92% 5~10: 8% 10~15: 0% >15: 0%

N~E: 9% E~S:40% S~W:44% W~N: 6% Calm: 1%

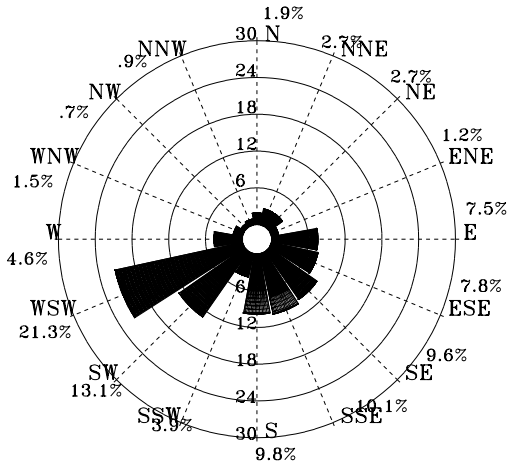


圖8.6.42 2007年 7月花蓮港 A 站風玫瑰圖

.3 - 5m/s 5 - 10m/s 10 - 15m/s 15 - 20m/s > 20m/s



| W074HLA0.RDB | Institute of Harbor & Marine Technology |
|---|---|

ROSWB.BAT(PLRWI2AV.FOR) 2008. 9 . 18

Rose Diagram of Wind

2007/08/01-2007/08/31 HL-A

MEAN= 3.3m/s MAX=19.6m/s( S ) NO= 735( 99%)

< 5 m/s:88% 5~10: 9% 10~15: 1% >15: 2%

N~E:10% E~S:24% S~W:55% W~N:10% Calm: 1%

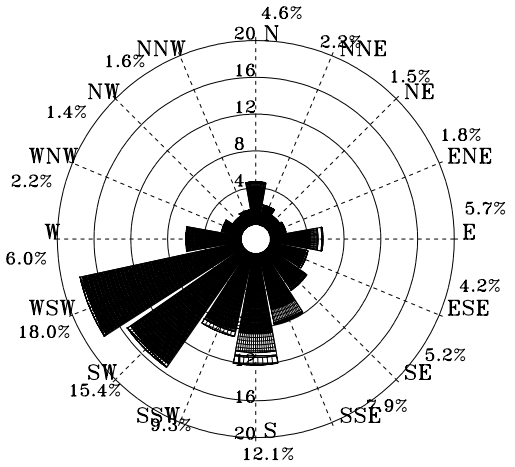


圖8.6.43 2007年 8月花蓮港 A 站風玫瑰圖

2007/09/01-2007/09/30 HL-A

MEAN= 2.8m/s MAX= 7.3m/s(ENE) NO= 716( 99%)

< 5 m/s:93% 5~10: 7% 10~15: 0% >15: 0%

N~E:18% E~S:24% S~W:43% W~N:14% Calm: 1%

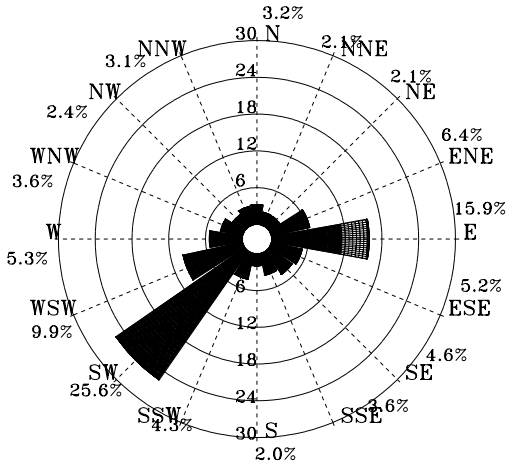


圖8.6.44 2007年 9月花蓮港 A 站風玫瑰圖

2007/10/01-2007/10/31 HL-A

MEAN= 3.6m/s MAX=22.7m/s( W ) NO= 743(100%)

< 5 m/s:78% 5~10:20% 10~15: 2% >15: 0%

N~E:37% E~S:18% S~W:28% W~N:17% Calm: 0%

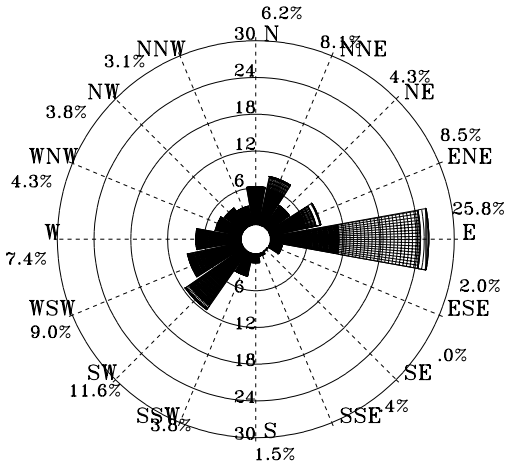


圖8.6.45 2007年10月花蓮港 A 站風玫瑰圖

2007/11/01-2007/11/30 HL-A

MEAN= 4.1m/s MAX=11.9m/s(NNE) NO= 720(100%)

< 5 m/s:66% 5~10:32% 10~15: 2% >15: 0%

N~E:57% E~S: 1% S~W:19% W~N:23% Calm: 0%

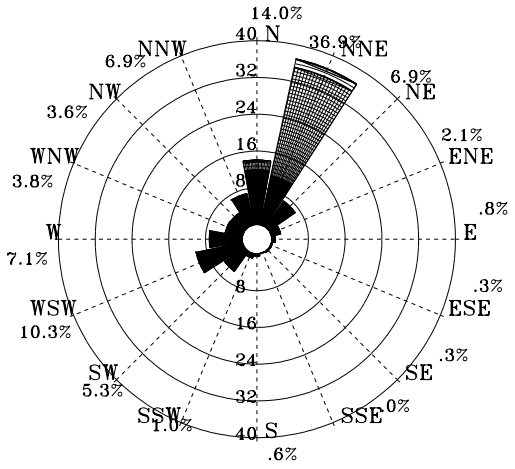


圖8.6.46 2007年11月花蓮港 A 站風玫瑰圖

.3 - 5m/s　　5 - 10m/s　　10 - 15m/s　　15 - 20m/s　　> 20m/s

W078HLA0.RDB　　Institute of Harbor & Marine Technology

ROSWB.BAT(PLRWI2AV.FOR)　　2008. 9 . 18

Rose Diagram of Wind

2006/12/01-2007/02/28 HL-A
MEAN= 3.5m/s MAX=10.7m/s( NE) NO= 2159(100%)
< 5 m/s:78% 5~10:22% 10~15: 0% >15: 0%
N~E:43% E~S: 7% S~W:28% W~N:21% Calm: 1%

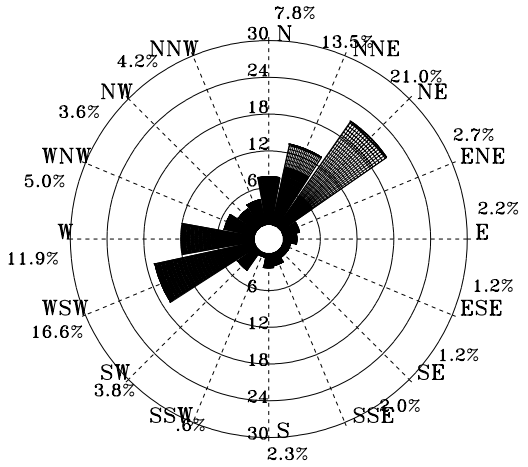


圖8.6.47 2007年冬季花蓮港 A 站風玫瑰圖

2007/03/01-2007/05/31 HL-A
MEAN= 3.0m/s MAX=12.3m/s( NE) NO= 2206(100%)
< 5 m/s:88% 5~10:12% 10~15: 0% >15: 0%
N~E:28% E~S:17% S~W:35% W~N:19% Calm: 1%

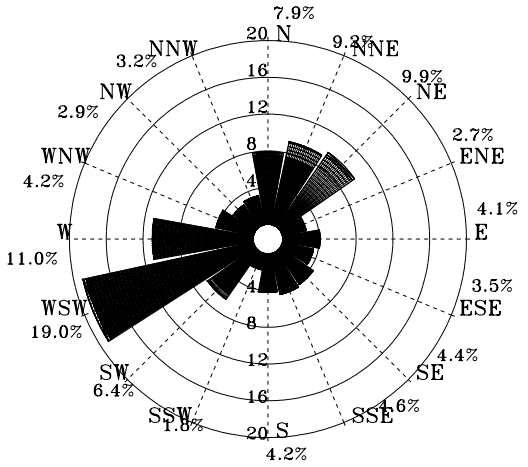


圖8.6.48 2007年春季花蓮港 A 站風玫瑰圖

2007/06/01-2007/08/31 HL-A
MEAN= 3.1m/s MAX=19.6m/s( S ) NO= 2188( 99%)
< 5 m/s:90% 5~10: 9% 10~15: 0% >15: 1%
N~E:14% E~S:28% S~W:48% W~N: 9% Calm: 1%

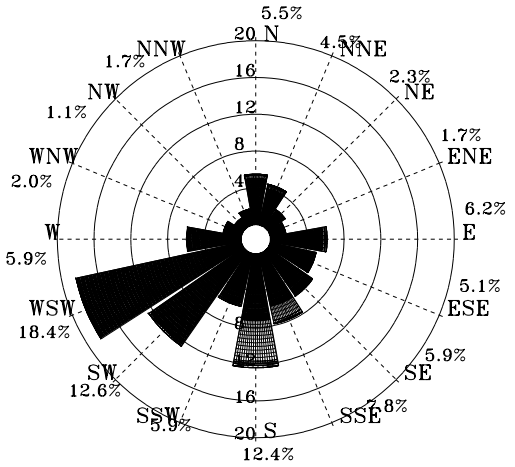


圖8.6.49 2007年夏季花蓮港 A 站風玫瑰圖

2007/09/01-2007/11/30 HL-A
MEAN= 3.5m/s MAX=22.7m/s( W ) NO= 2179(100%)
< 5 m/s:79% 5~10:20% 10~15: 1% >15: 0%
N~E:38% E~S:14% S~W:30% W~N:18% Calm: 0%

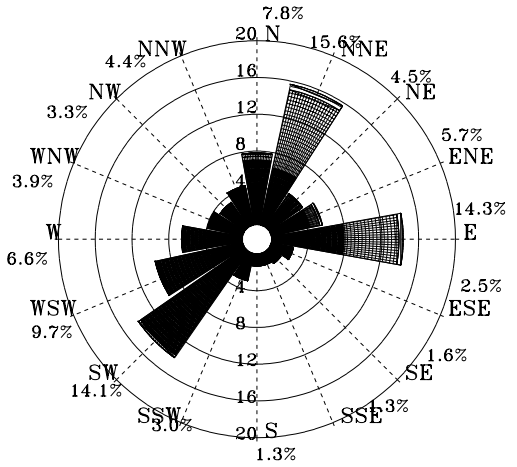


圖8.6.50 2007年秋季花蓮港 A 站風玫瑰圖

.3 - 5m/s　　5 - 10m/s　　10 - 15m/s　　15 - 20m/s　　> 20m/s



| W07WHLA0.RDB | Institute of Harbor & Marine Technology |
|---|---|

ROSWB.BAT(PLRWI2AV.FOR) 2008. 9 . 18

## Rose Diagram of Wind

2006/12/01-2007/11/30 HL-A
MEAN= 3.3m/s MAX=22.7m/s( W ) NO= 8732(100%)
< 5 m/s:83% 5~10:16% 10~15: 1% >15: 0%
N~E:31% E~S:17% S~W:34% W~N:17% Calm: 1%

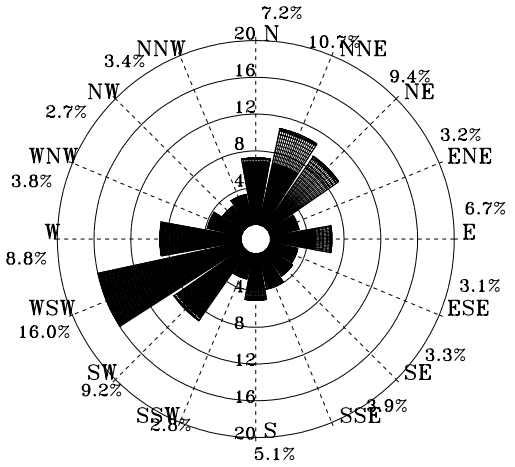


圖 8.6.51 2007年全年花蓮港 A 站風玫瑰圖

1990/12/01-2006/12/31 HL-A
MEAN= 2.9m/s MAX=11.8m/s( NE) NO= 12648(100%)
< 5 m/s:85% 5~10:15% 10~15: 0% >15: 0%
N~E:46% E~S: 5% S~W:24% W~N:22% Calm: 3%

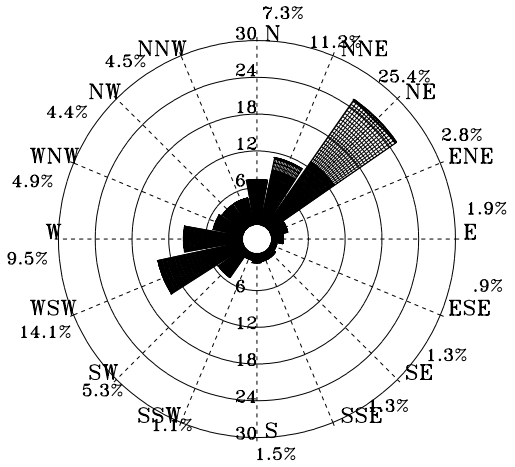


圖 8.6.52 歷年12月花蓮港 A 站風玫瑰圖

1990/01/01-2007/01/31 HL-A
MEAN= 2.7m/s MAX=11.3m/s(ENE) NO= 13208( 99%)
< 5 m/s:88% 5~10:12% 10~15: 0% >15: 0%
N~E:41% E~S: 7% S~W:25% W~N:25% Calm: 2%

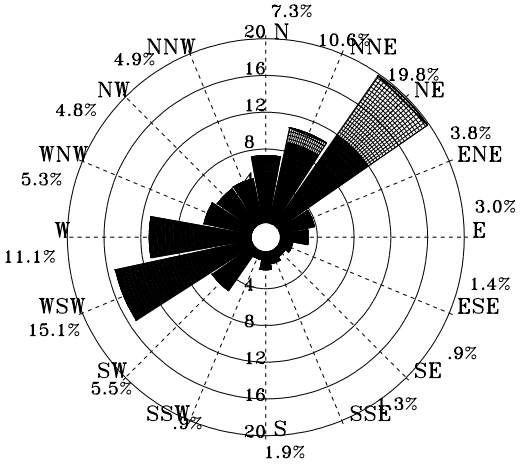


圖 8.6.53 歷年 1月花蓮港 A 站風玫瑰圖

1990/02/01-2007/02/28 HL-A
MEAN= 2.8m/s MAX=15.5m/s( S ) NO= 12192(100%)
< 5 m/s:86% 5~10:14% 10~15: 0% >15: 0%
N~E:37% E~S: 8% S~W:27% W~N:25% Calm: 3%

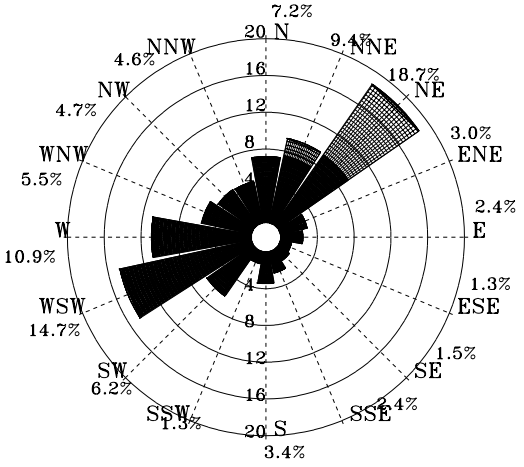


圖 8.6.54 歷年 2月花蓮港 A 站風玫瑰圖

.3 - 5m/s　　5 - 10m/s　　10 - 15m/s　　15 - 20m/s　　> 20m/s



| W070HLA0.RDB | Institute of Harbor & Marine Technology |
|---|---|

ROSWB.BAT(PLRWI2AV.FOR) 2008. 9 . 18

Rose Diagram of Wind

1990/03/01-2007/03/31 HL-A
MEAN= 2.6m/s MAX=12.3m/s( S ) NO= 13388(100%)
< 5 m/s:88% 5~10:12% 10~15: 0% >15: 0%
N~E:35% E~S:10% S~W:30% W~N:21% Calm: 4%

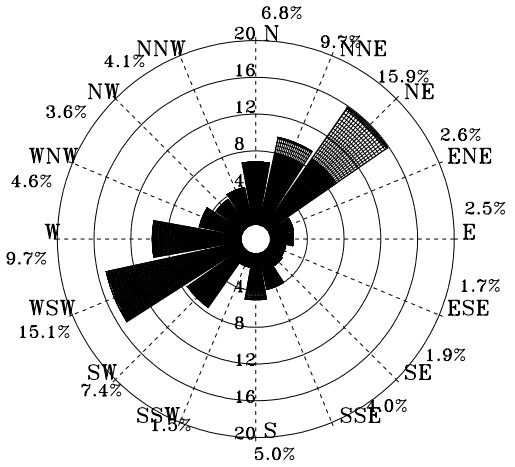


圖8.6.55 歷年 3月花蓮港 A 站風玫瑰圖

1990/04/01-2007/04/30 HL-A
MEAN= 2.5m/s MAX=11.1m/s(WSW) NO= 12943(100%)
< 5 m/s:91% 5~10: 9% 10~15: 0% >15: 0%
N~E:31% E~S:14% S~W:33% W~N:18% Calm: 4%

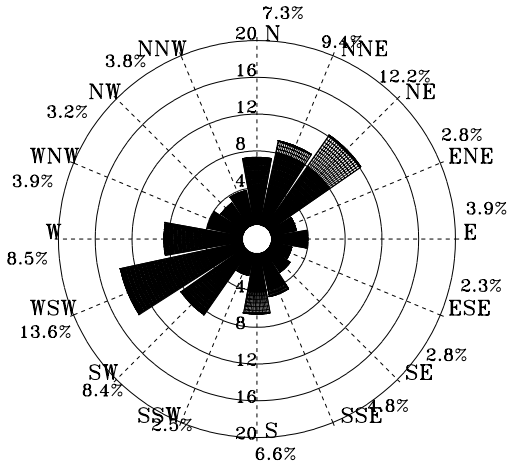


圖8.6.56 歷年 4月花蓮港 A 站風玫瑰圖

1990/05/01-2007/05/31 HL-A
MEAN= 2.3m/s MAX=11.1m/s(SSE) NO= 13384(100%)
< 5 m/s:94% 5~10: 6% 10~15: 0% >15: 0%
N~E:27% E~S:18% S~W:34% W~N:16% Calm: 5%

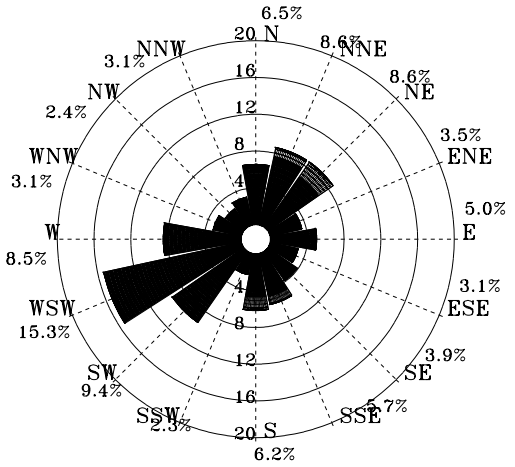


圖8.6.57 歷年 5月花蓮港 A 站風玫瑰圖

1990/06/01-2007/06/30 HL-A
MEAN= 2.4m/s MAX=16.5m/s(ESE) NO= 12948(100%)
< 5 m/s:93% 5~10: 7% 10~15: 0% >15: 0%
N~E:18% E~S:24% S~W:41% W~N:12% Calm: 5%

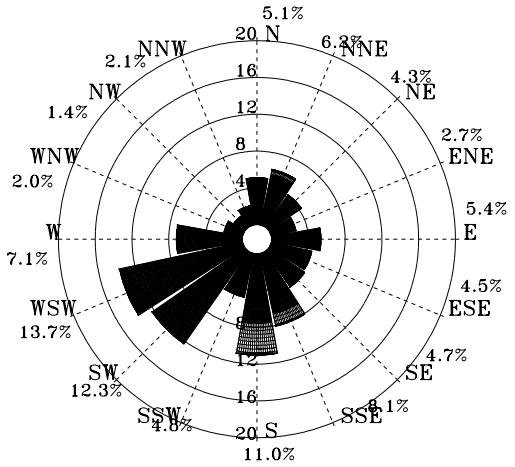


圖8.6.58 歷年 6月花蓮港 A 站風玫瑰圖

.3 - 5m/s　　5 - 10m/s　　10 - 15m/s　　15 - 20m/s　　> 20m/s



| W443HLA0.RDB | Institute of Harbor & Marine Technology |
|---|---|

ROSWB.BAT(PLRWI2AV.FOR)　　2008. 9 . 18

Rose Diagram of Wind

1990/07/01-2007/07/31 HL-A
MEAN= 2.6m/s MAX=27.7m/s( SE) NO= 13388(100%)
< 5 m/s:91% 5~10: 8% 10~15: 1% >15: 0%
N~E:11% E~S:32% S~W:45% W~N: 8% Calm: 4%

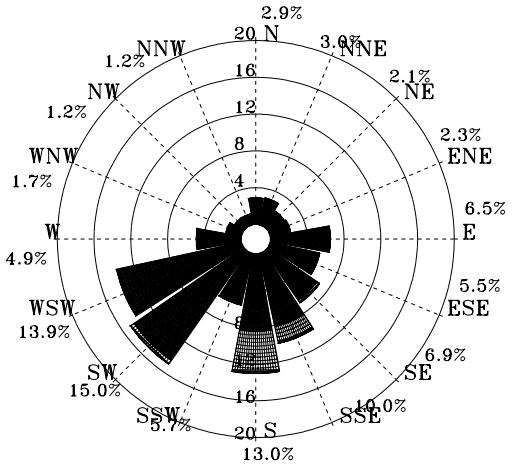


圖8.6.59 歷年 7月花蓮港 A 站風玫瑰圖

1990/08/01-2007/08/31 HL-A
MEAN= 2.5m/s MAX=27.1m/s(SSE) NO= 13383(100%)
< 5 m/s:93% 5~10: 6% 10~15: 1% >15: 0%
N~E:14% E~S:26% S~W:46% W~N:10% Calm: 4%

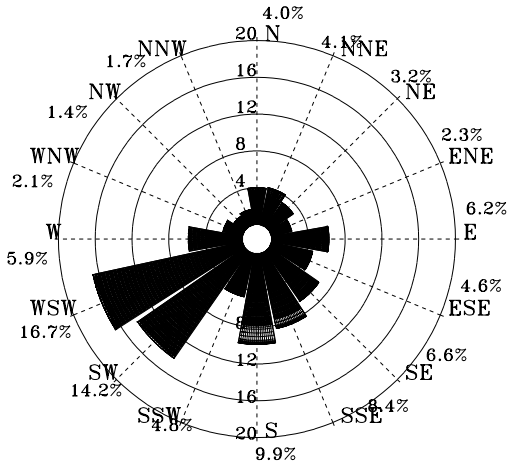


圖8.6.60 歷年 8月花蓮港 A 站風玫瑰圖

1990/09/01-2007/09/30 HL-A
MEAN= 2.5m/s MAX=20.6m/s( S ) NO= 12945(100%)
< 5 m/s:94% 5~10: 6% 10~15: 0% >15: 0%
N~E:27% E~S:17% S~W:37% W~N:15% Calm: 4%

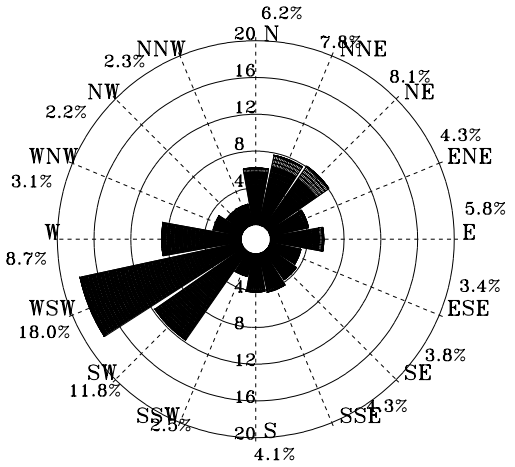


圖8.6.61 歷年 9月花蓮港 A 站風玫瑰圖

1990/10/01-2007/10/31 HL-A
MEAN= 2.8m/s MAX=42.7m/s( E ) NO= 13359(100%)
< 5 m/s:86% 5~10:14% 10~15: 0% >15: 0%
N~E:43% E~S: 9% S~W:26% W~N:19% Calm: 3%

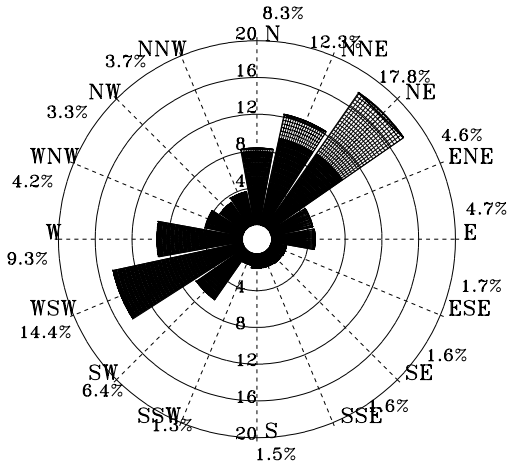


圖8.6.62 歷年10月花蓮港 A 站風玫瑰圖

.3 - 5m/s　　5 - 10m/s　　10 - 15m/s　　15 - 20m/s　　> 20m/s



| W447HLA0.RDB | Institute of Harbor & Marine Technology |
|---|---|

ROSWB.BAT(PLRWI2AV.FOR) 2008. 9 . 18

Rose Diagram of Wind

1990/11/01-2007/11/30 HL-A
MEAN= 2.8m/s MAX=12.2m/s( NE) NO= 12945(100%)
< 5 m/s:86% 5~10:14% 10~15: 0% >15: 0%
N~E:43% E~S: 7% S~W:25% W~N:22% Calm: 3%

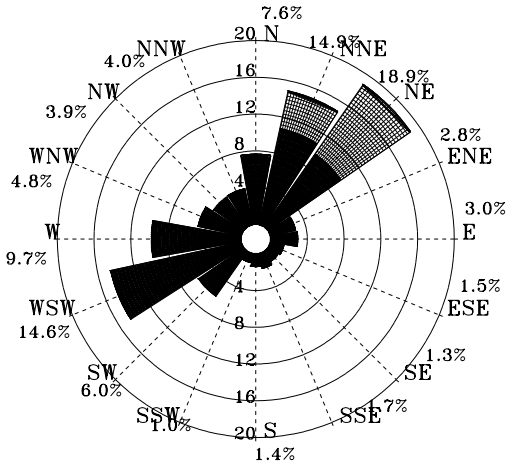


圖8.6.63 歷年11月花蓮港 A 站風玫瑰圖

1990/01/01-2007/02/28 HL-A
MEAN= 2.8m/s MAX=15.5m/s( S ) NO= 38048(100%)
< 5 m/s:86% 5~10:14% 10~15: 0% >15: 0%
N~E:40% E~S: 7% S~W:26% W~N:24% Calm: 3%

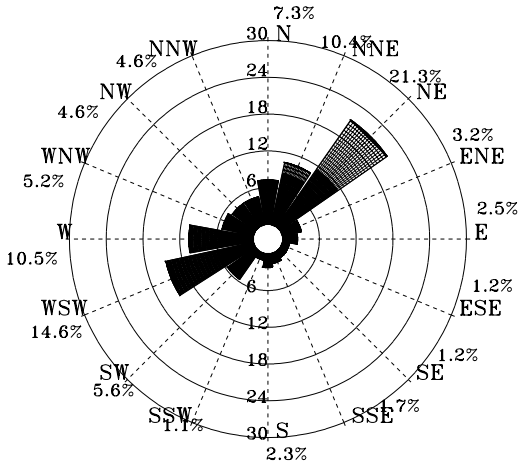


圖8.6.64 歷年冬季花蓮港 A 站風玫瑰圖

1990/03/01-2007/05/31 HL-A
MEAN= 2.5m/s MAX=12.3m/s( S ) NO= 39715(100%)
< 5 m/s:91% 5~10: 9% 10~15: 0% >15: 0%
N~E:31% E~S:14% S~W:32% W~N:19% Calm: 4%

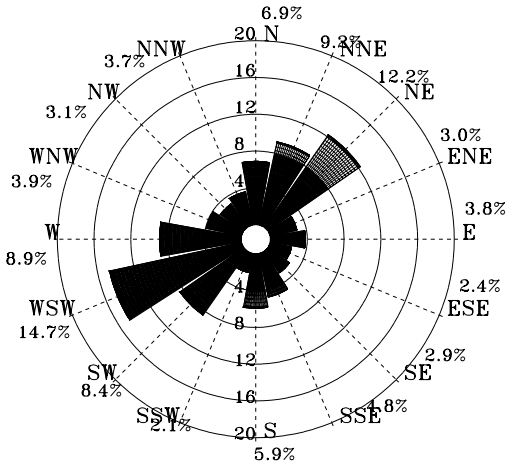


圖8.6.65 歷年春季花蓮港 A 站風玫瑰圖

1990/06/01-2007/08/31 HL-A
MEAN= 2.5m/s MAX=27.7m/s( SE) NO= 39719(100%)
< 5 m/s:93% 5~10: 7% 10~15: 0% >15: 0%
N~E:14% E~S:27% S~W:45% W~N:10% Calm: 4%

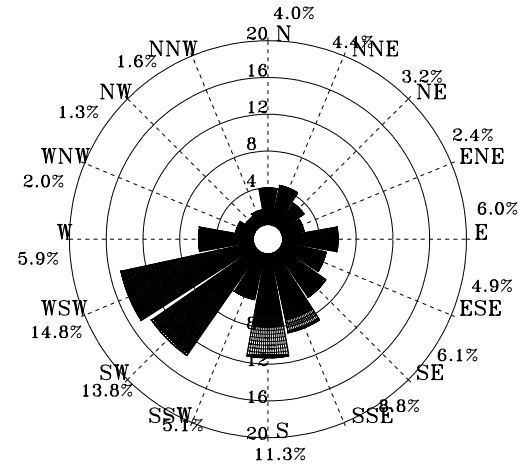


圖8.6.66 歷年夏季花蓮港 A 站風玫瑰圖

.3 - 5m/s　　5 - 10m/s　　10 - 15m/s　　15 - 20m/s　　> 20m/s



| W44BHLA0.RDB | Institute of Harbor & Marine Technology |
|---|---|

ROSWB.BAT(PLRWI2AV.FOR) 2008. 9 . 18

Rose Diagram of Wind

1990/09/01-2007/11/30 HL-A

MEAN= 2.7m/s MAX=42.7m/s( E ) NO= 39249(100%)

< 5 m/s:89% 5~10:11% 10~15: 0% >15: 0%

N~E:39% E~S:11% S~W:29% W~N:18% Calm: 3%

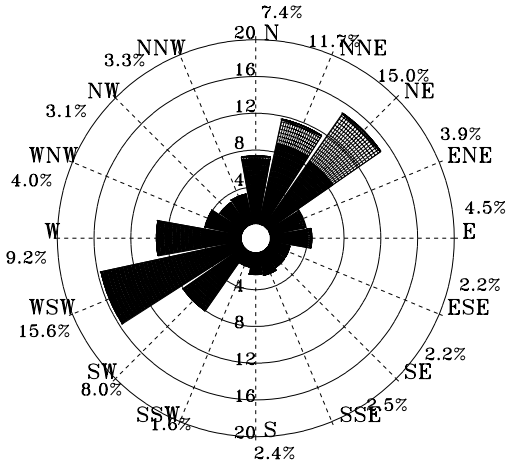


圖8.6.67 歷年秋季花蓮港 A 站風玫瑰圖

1990/01/01-2007/11/30 HL-A

MEAN= 2.6m/s MAX=42.7m/s( E ) NO=156731(100%)

< 5 m/s:90% 5~10:10% 10~15: 0% >15: 0%

N~E:31% E~S:15% S~W:32% W~N:18% Calm: 4%

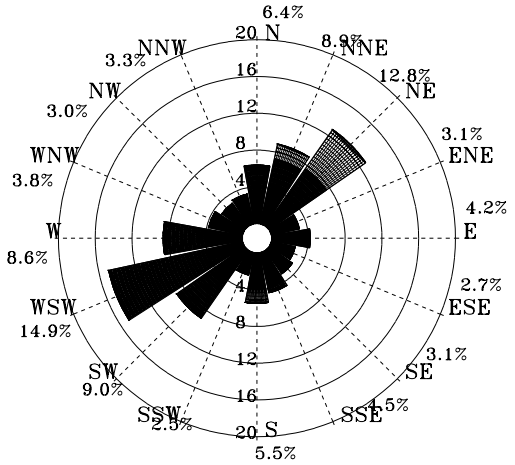


圖8.6.68 歷年全年花蓮港 A 站風玫瑰圖

.3 - 5m/s　　5 - 10m/s　　10 - 15m/s　　15 - 20m/s　　> 20m/s

W44FHLA0.RDB　　Institute of Harbor & Marine Technology

ROSWB.BAT(PLRWI2AV.FOR)　　2008. 9 . 18

# 8.7　2007年蘇澳港風力玫瑰圖

## Rose Diagram of Wind

2006/12/01-2006/12/31 SA-2
MEAN= 1.9m/s MAX=10.1m/s(ENE) NO= 743(100%)
< 5 m/s:96% 5~10: 4% 10~15: 0% >15: 0%
N~E:15% E~S: 7% S~W:39% W~N:32% Calm: 7%

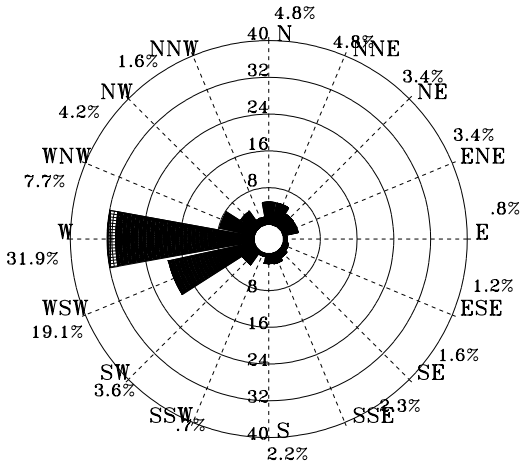


圖8.7.1 2006年12月蘇澳港2站風玫瑰圖

2007/01/01-2007/01/31 SA-2
MEAN= 1.8m/s MAX= 8.9m/s( NE) NO= 744(100%)
< 5 m/s:98% 5~10: 2% 10~15: 0% >15: 0%
N~E:16% E~S: 5% S~W:38% W~N:35% Calm: 6%

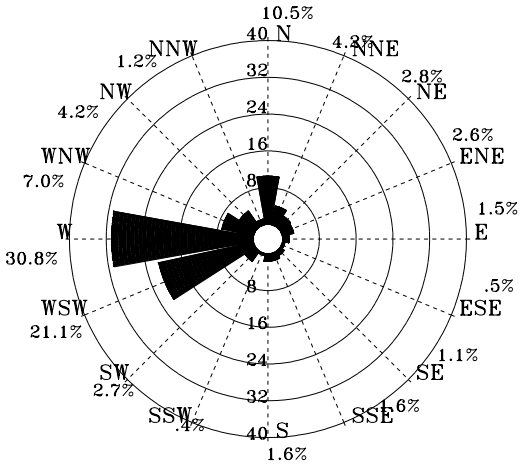


圖8.7.2 2007年 1月蘇澳港2站風玫瑰圖

2007/02/01-2007/02/28 SA-2
MEAN= 1.4m/s MAX= 6.0m/s( NE) NO= 672(100%)
< 5 m/s:99% 5~10: 0% 10~15: 0% >15: 0%
N~E:16% E~S:11% S~W:38% W~N:22% Calm:13%

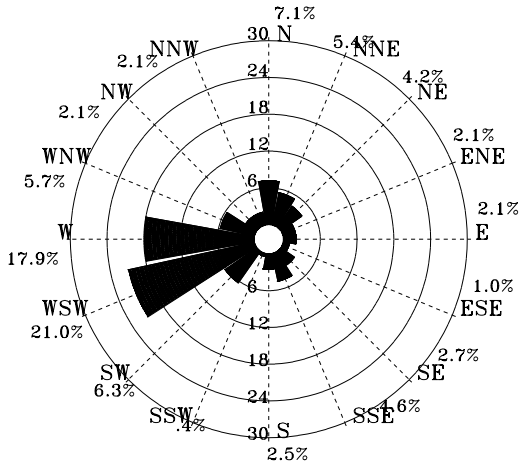


圖8.7.3 2007年 2月蘇澳港2站風玫瑰圖

2007/03/01-2007/03/31 SA-2
MEAN= 1.4m/s MAX= 7.6m/s( E ) NO= 744(100%)
< 5 m/s:99% 5~10: 1% 10~15: 0% >15: 0%
N~E:17% E~S:11% S~W:34% W~N:21% Calm:17%

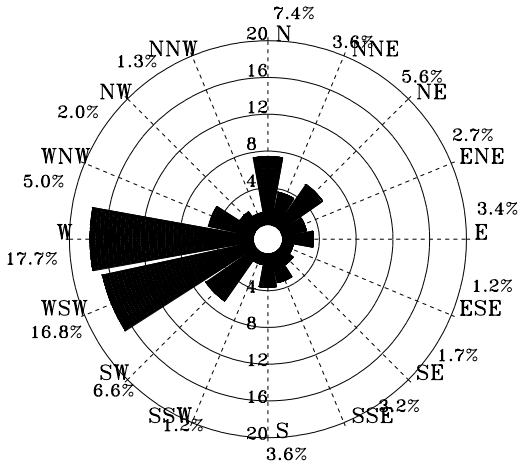


圖8.7.4 2007年 3月蘇澳港2站風玫瑰圖

.3 - 5m/s　　5 - 10m/s　　10 - 15m/s　　15 - 20m/s　　> 20m/s

| W06CSA20.RDB | Institute of Harbor & Marine Technology |
|---|---|

ROSWB.BAT(PLRWI2AV.FOR) 2008. 9 . 18

## Rose Diagram of Wind

2007/04/01-2007/04/30 SA-2
MEAN= 1.4m/s MAX= 6.9m/s( N ) NO= 720(100%)
< 5 m/s:98% 5~10: 2% 10~15: 0% >15: 0%
N~E:19% E~S:12% S~W:33% W~N:19% Calm:17%

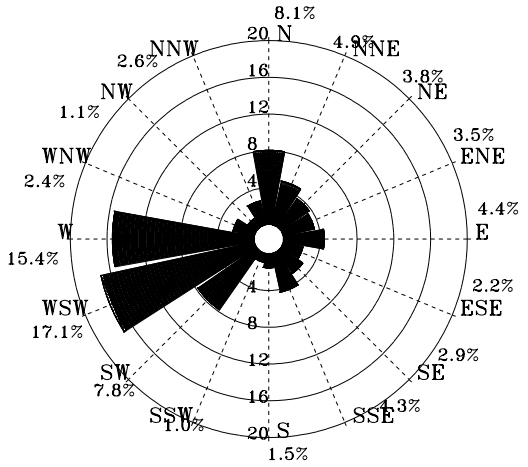


圖8.7.5 2007年 4月蘇澳港2站風玫瑰圖

2007/05/01-2007/05/31 SA-2
MEAN= .9m/s MAX= 5.0m/s( SE) NO= 744(100%)
< 5 m/s:99% 5~10: 0% 10~15: 0% >15: 0%
N~E:11% E~S:20% S~W:22% W~N:10% Calm:37%

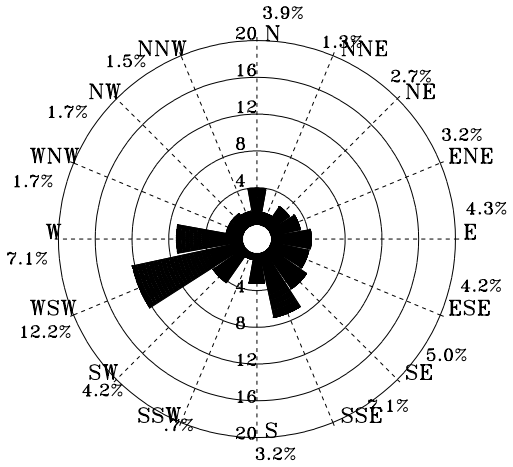


圖8.7.6 2007年 5月蘇澳港2站風玫瑰圖

2007/06/01-2007/06/30 SA-2
MEAN= 1.2m/s MAX= 5.9m/s( S ) NO= 720(100%)
< 5 m/s:99% 5~10: 1% 10~15: 0% >15: 0%
N~E:18% E~S:22% S~W:18% W~N:15% Calm:27%

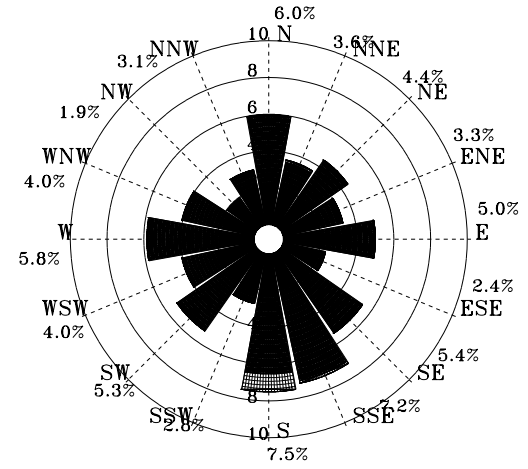


圖8.7.7 2007年 6月蘇澳港2站風玫瑰圖

2007/07/01-2007/07/31 SA-2
MEAN= 1.1m/s MAX= 5.6m/s( NE) NO= 744(100%)
< 5 m/s:99% 5~10: 0% 10~15: 0% >15: 0%
N~E:11% E~S:32% S~W:23% W~N: 7% Calm:27%

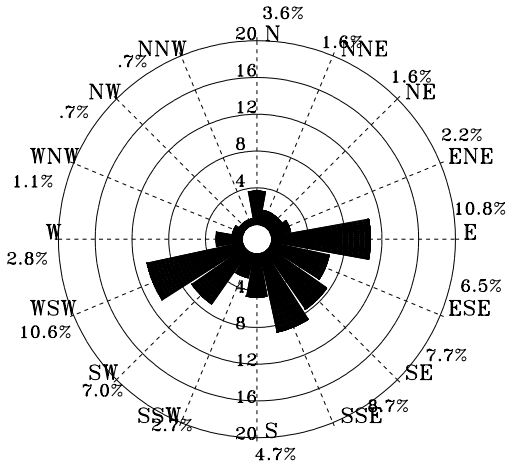


圖8.7.8 2007年 7月蘇澳港2站風玫瑰圖

.3 - 5m/s　　5 - 10m/s　　10 - 15m/s　　15 - 20m/s　　> 20m/s



| W074SA20.RDB | Institute of Harbor & Marine Technology |
|---|---|

ROSWB.BAT(PLRWI2AV.FOR) 2008. 9 . 18

## Rose Diagram of Wind

2007/08/01-2007/08/31 SA-2

MEAN= 2.0m/s MAX=18.6m/s(ESE) NO= 744(100%)

< 5 m/s:93% 5~10: 4% 10~15: 2% >15: 1%

N~E: 9% E~S:35% S~W:24% W~N:12% Calm:20%

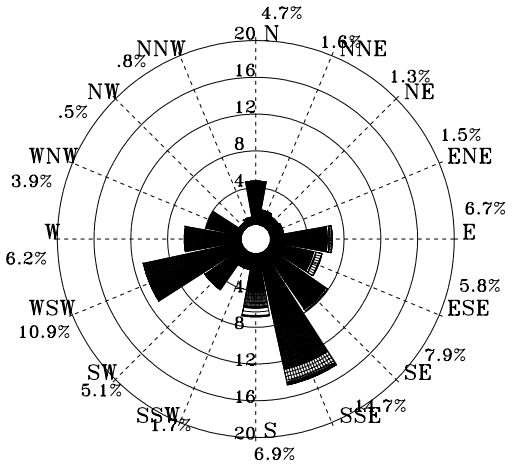


圖8.7.9 2007年 8 月蘇澳港2站風玫瑰圖

2007/09/01-2007/09/30 SA-2

MEAN= 1.4m/s MAX= 6.9m/s( W ) NO= 720(100%)

< 5 m/s:99% 5~10: 1% 10~15: 0% >15: 0%

N~E:15% E~S:20% S~W:26% W~N:24% Calm:15%

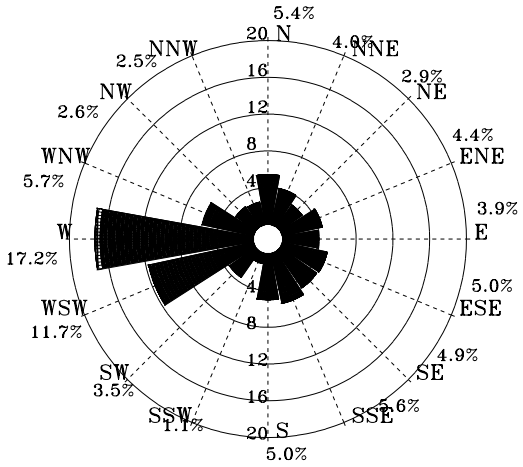


圖8.7.10 2007年 9 月蘇澳港2站風玫瑰圖

2007/10/01-2007/10/31 SA-2

MEAN= 2.1m/s MAX=30.9m/s( NE) NO= 744(100%)

< 5 m/s:96% 5~10: 2% 10~15: 1% >15: 1%

N~E:19% E~S: 7% S~W:37% W~N:30% Calm: 7%

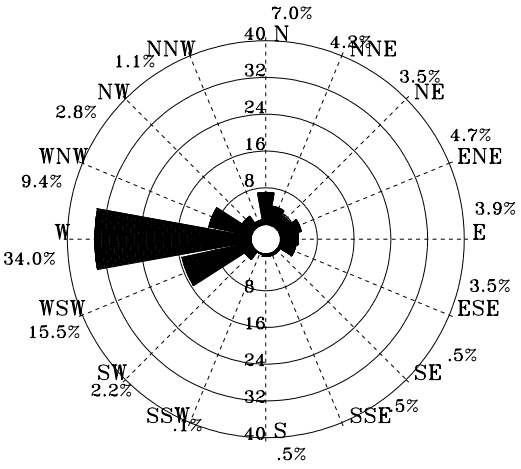


圖8.7.11 2007年10 月蘇澳港2站風玫瑰圖

2007/11/01-2007/11/30 SA-2

MEAN= 2.0m/s MAX= 7.4m/s( W ) NO= 720(100%)

< 5 m/s:98% 5~10: 2% 10~15: 0% >15: 0%

N~E:11% E~S: 4% S~W:33% W~N:43% Calm: 9%

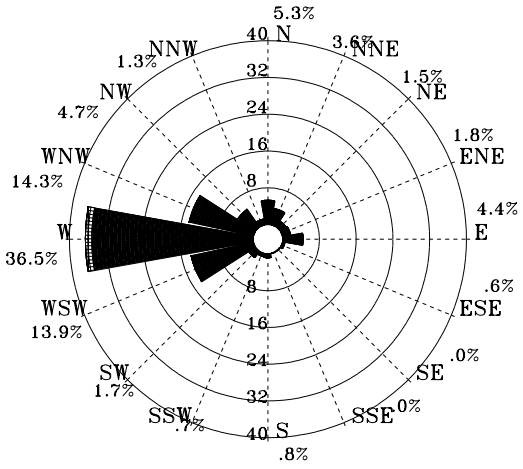


圖8.7.12 2007年11 月蘇澳港2站風玫瑰圖

.3 - 5m/s 5 - 10m/s 10 - 15m/s 15 - 20m/s > 20m/s

| W078SA20.RDB | Institute of Harbor & Marine Technology |
|---|---|

ROSWB.BAT(PLRWI2AV.FOR) 2008. 9 . 18

Rose Diagram of Wind

2006/12/01-2007/02/28 SA-2

MEAN= 1.7m/s MAX=10.1m/s(ENE) NO= 2159(100%)

< 5 m/s:98% 5~10: 2% 10~15: 0% >15: 0%

N~E:16% E~S: 7% S~W:38% W~N:30% Calm: 9%

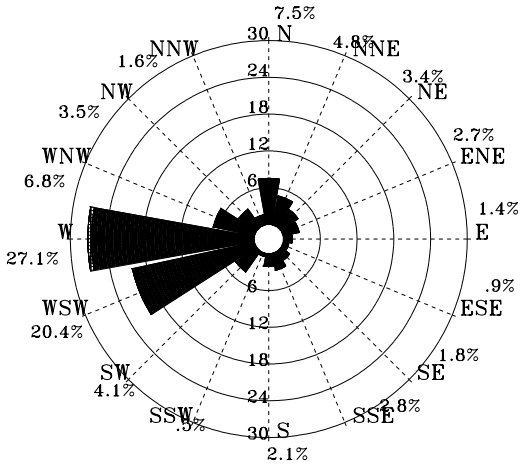


圖8.7.13 2007年冬季蘇澳港2站風玫瑰圖

2007/03/01-2007/05/31 SA-2

MEAN= 1.2m/s MAX= 7.6m/s( E ) NO= 2208(100%)

< 5 m/s:99% 5~10: 1% 10~15: 0% >15: 0%

N~E:16% E~S:14% S~W:31% W~N:16% Calm:23%

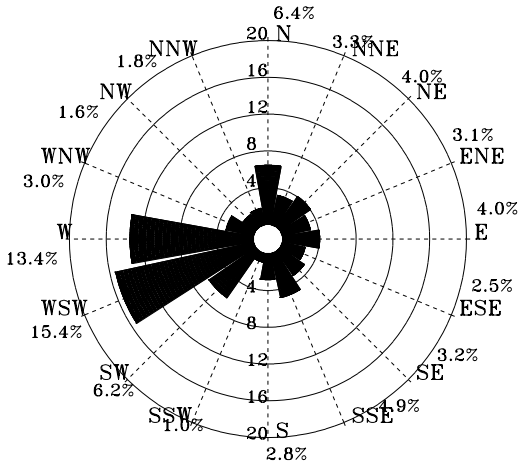


圖8.7.14 2007年春季蘇澳港2站風玫瑰圖

2007/06/01-2007/08/31 SA-2

MEAN= 1.5m/s MAX=18.6m/s(ESE) NO= 2208(100%)

< 5 m/s:97% 5~10: 2% 10~15: 1% >15: 0%

N~E:13% E~S:29% S~W:22% W~N:11% Calm:25%

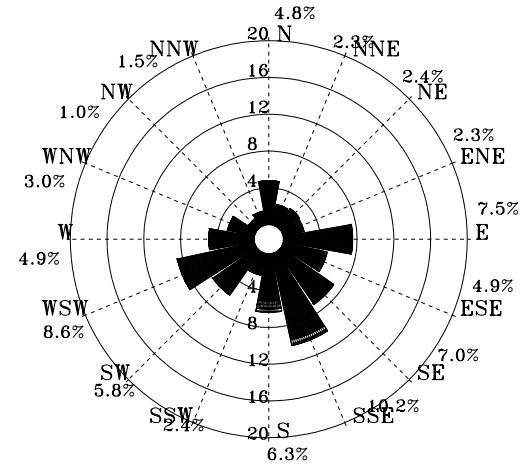


圖8.7.15 2007年夏季蘇澳港2站風玫瑰圖

2007/09/01-2007/11/30 SA-2

MEAN= 1.8m/s MAX=30.9m/s( NE) NO= 2184(100%)

< 5 m/s:98% 5~10: 2% 10~15: 0% >15: 0%

N~E:15% E~S:10% S~W:33% W~N:32% Calm:10%

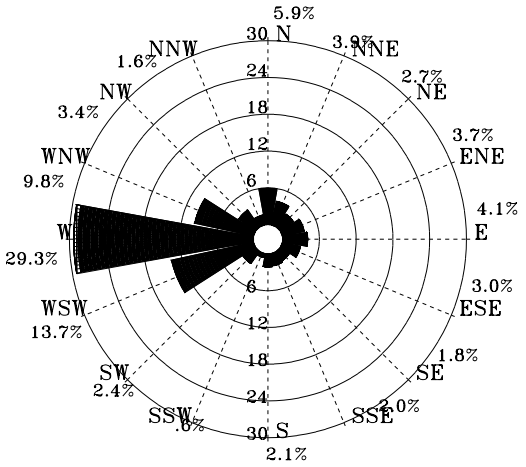


圖8.7.16 2007年秋季蘇澳港2站風玫瑰圖

.3 - 5m/s 5 - 10m/s 10 - 15m/s 15 - 20m/s > 20m/s



| W07WSA20.RDB | Institute of Harbor & Marine Technology |
|---|---|

ROSWB.BAT(PLRWI2AV.FOR) 2008. 9 . 18

Rose Diagram of Wind

2006/12/01-2007/11/30 SA-2
MEAN= 1.6m/s MAX=30.9m/s( NE) NO= 8759(100%)
< 5 m/s:99% 5~10: 1% 10~15: 0% >15: 0%
N~E:15% E~S:16% S~W:30% W~N:22% Calm:17%

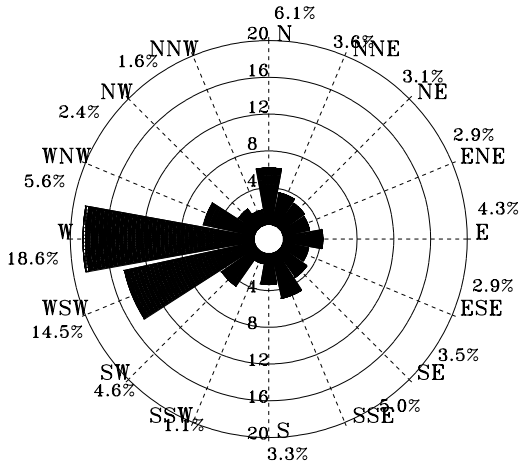


圖8.7.17 2007年全年蘇澳港2站風玫瑰圖

2003/12/01-2006/12/31 SA-2
MEAN= 2.6m/s MAX=12.6m/s(SSW) NO= 2972(100%)
< 5 m/s:87% 5~10:13% 10~15: 0% >15: 0%
N~E:16% E~S: 6% S~W:37% W~N:34% Calm: 7%

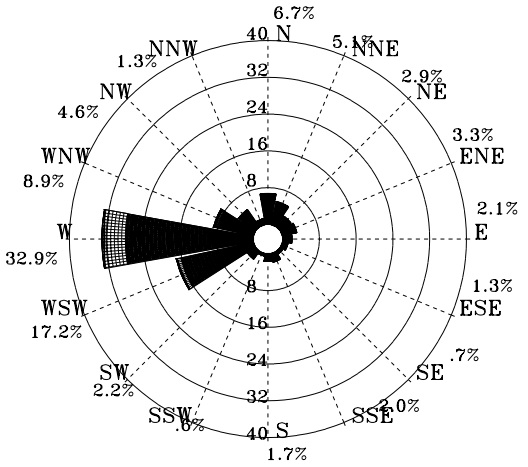


圖8.7.18 歷年12月蘇澳港2站風玫瑰圖

2004/01/01-2007/01/31 SA-2
MEAN= 2.5m/s MAX=11.8m/s(ENE) NO= 2976(100%)
< 5 m/s:89% 5~10:11% 10~15: 0% >15: 0%
N~E:15% E~S: 9% S~W:35% W~N:34% Calm: 7%

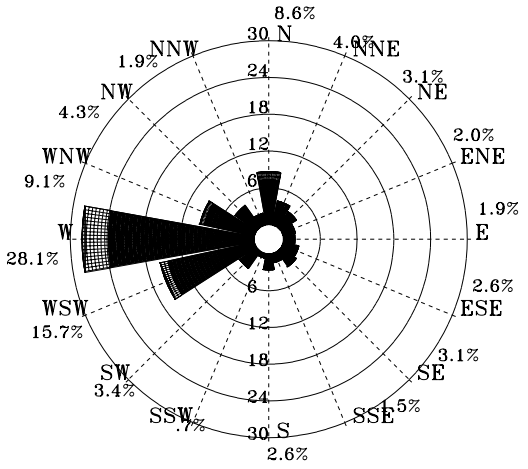


圖8.7.19 歷年 1月蘇澳港2站風玫瑰圖

2004/02/01-2007/02/28 SA-2
MEAN= 2.3m/s MAX=12.2m/s( S ) NO= 2710(100%)
< 5 m/s:90% 5~10:10% 10~15: 0% >15: 0%
N~E:17% E~S:10% S~W:36% W~N:28% Calm: 9%

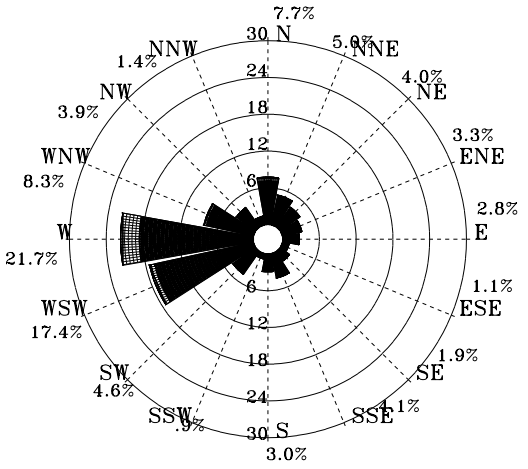


圖8.7.20 歷年 2月蘇澳港2站風玫瑰圖

.3 - 5m/s　　5 - 10m/s　　10 - 15m/s　　15 - 20m/s　　> 20m/s



| W070SA20.RDB | Institute of Harbor & Marine Technology |
|---|---|

ROSWB.BAT(PLRWI2AV.FOR) 2008. 9 . 18

Rose Diagram of Wind

2004/03/01-2007/03/31 SA-2
MEAN= 2.3m/s MAX=11.3m/s(ENE) NO= 2976(100%)
< 5 m/s:90% 5~10:10% 10~15: 0% >15: 0%
N~E:18% E~S:12% S~W:30% W~N:29% Calm:11%

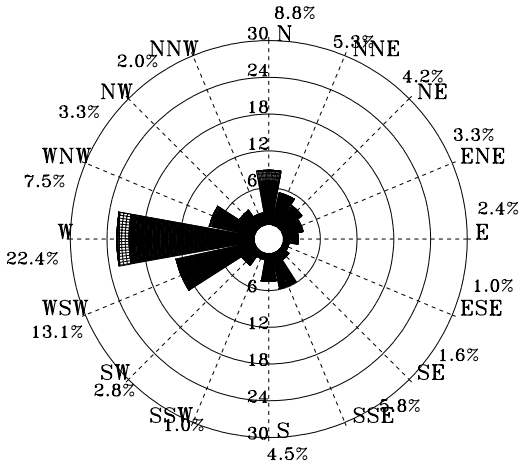


圖8.7.21 歷年 3 月蘇澳港2站風玫瑰圖

2004/04/01-2007/04/30 SA-2
MEAN= 1.9m/s MAX= 9.9m/s(ENE) NO= 2880(100%)
< 5 m/s:93% 5~10: 7% 10~15: 0% >15: 0%
N~E:18% E~S:15% S~W:28% W~N:22% Calm:17%

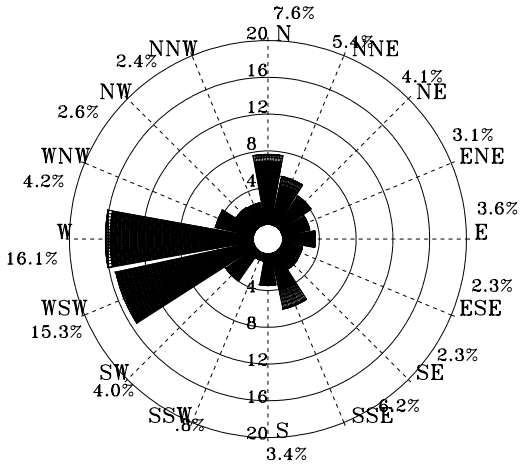


圖8.7.22 歷年 4 月蘇澳港2站風玫瑰圖

2004/05/01-2007/05/31 SA-2
MEAN= 1.6m/s MAX=14.4m/s( S ) NO= 2976(100%)
< 5 m/s:95% 5~10: 5% 10~15: 0% >15: 0%
N~E:15% E~S:17% S~W:28% W~N:17% Calm:23%

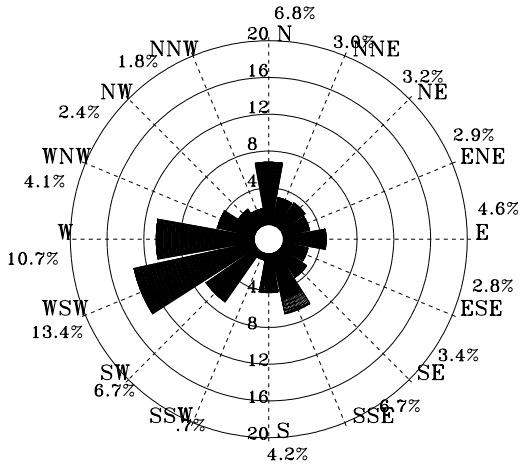


圖8.7.23 歷年 5 月蘇澳港2站風玫瑰圖

2003/06/18-2007/06/30 SA-2
MEAN= 1.8m/s MAX=10.4m/s(SSE) NO= 3175( 88%)
< 5 m/s:94% 5~10: 6% 10~15: 0% >15: 0%
N~E:16% E~S:23% S~W:27% W~N:13% Calm:21%

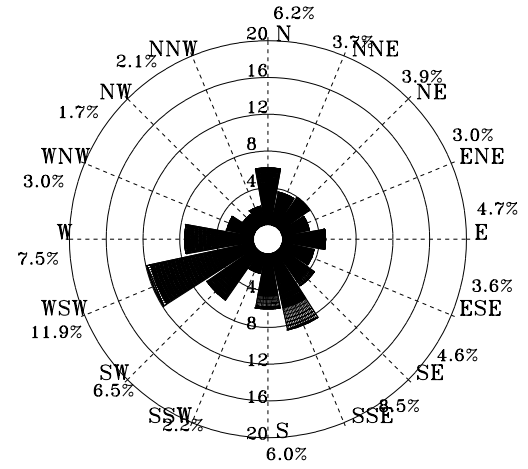


圖8.7.24 歷年 6 月蘇澳港2站風玫瑰圖

.3 - 5m/s　　5 - 10m/s　　10 - 15m/s　　15 - 20m/s　　> 20m/s



| W443SA20.RDB | Institute of Harbor & Marine Technology |
|---|---|

ROSWB.BAT(PLRWI2AV.FOR) 2008. 9 . 18

## Rose Diagram of Wind

2003/07/01-2007/07/31 SA-2
MEAN= 3.1m/s MAX=24.0m/s( S ) NO= 3720(100%)
< 5 m/s:79% 5~10:17% 10~15: 3% >15: 1%
N~E:12% E~S:40% S~W:26% W~N: 9% Calm:13%

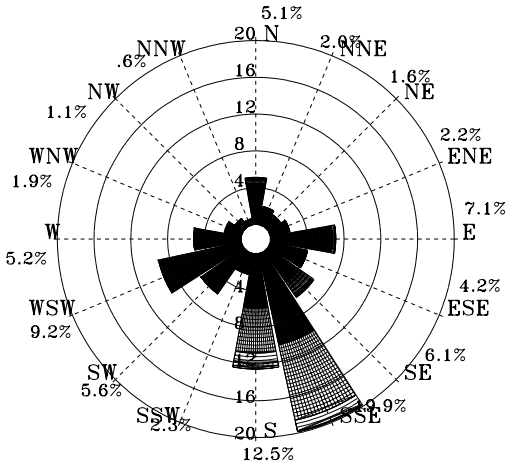


圖8.7.25 歷年 7月蘇澳港2站風玫瑰圖

2003/08/01-2007/08/31 SA-2
MEAN= 2.8m/s MAX=19.8m/s( NE) NO= 3720(100%)
< 5 m/s:84% 5~10:14% 10~15: 2% >15: 0%
N~E:12% E~S:34% S~W:28% W~N:13% Calm:13%

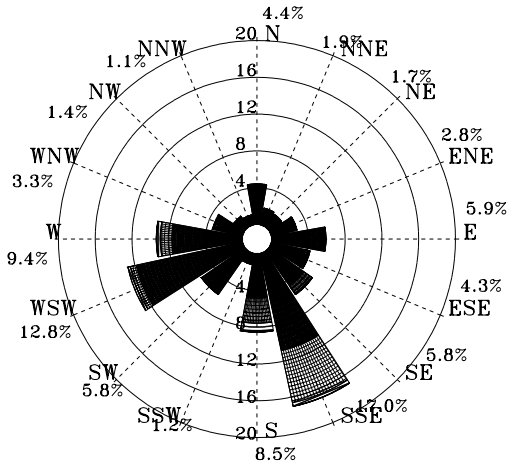


圖8.7.26 歷年 8月蘇澳港2站風玫瑰圖

2003/09/01-2007/09/30 SA-2
MEAN= 2.5m/s MAX=22.9m/s( S ) NO= 3600(100%)
< 5 m/s:88% 5~10:11% 10~15: 1% >15: 0%
N~E:16% E~S:23% S~W:32% W~N:21% Calm: 8%

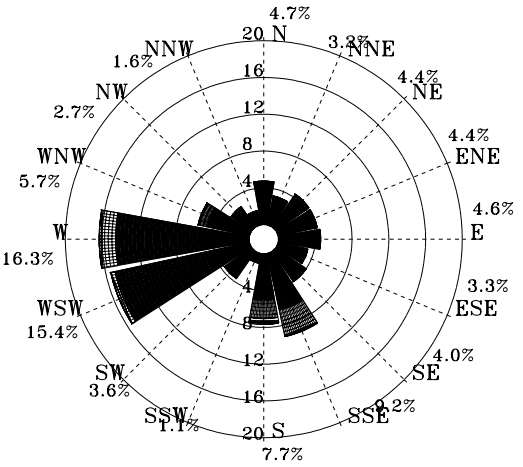


圖8.7.27 歷年 9月蘇澳港2站風玫瑰圖

2003/10/01-2007/10/31 SA-2
MEAN= 2.9m/s MAX=30.9m/s( NE) NO= 3720(100%)
< 5 m/s:83% 5~10:16% 10~15: 1% >15: 0%
N~E:22% E~S: 7% S~W:37% W~N:30% Calm: 4%

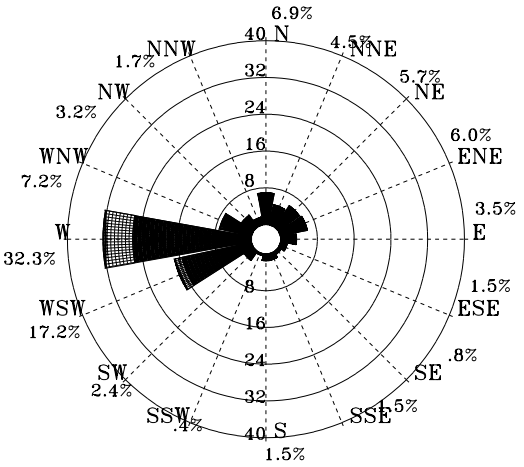


圖8.7.28 歷年10月蘇澳港2站風玫瑰圖

.3 - 5m/s　　5 - 10m/s　　10 - 15m/s　　15 - 20m/s　　> 20m/s

| W447SA20.RDB | Institute of Harbor & Marine Technology |
|---|---|

ROSWB.BAT(PLRWI2AV.FOR)　　2008. 9 . 18

Rose Diagram of Wind

2003/11/01-2007/11/30 SA-2
MEAN= 2.3m/s MAX= 9.8m/s(ENE) NO= 3600(100%)
< 5 m/s:91% 5~10: 9% 10~15: 0% >15: 0%
N~E:12% E~S: 9% S~W:37% W~N:33% Calm: 9%

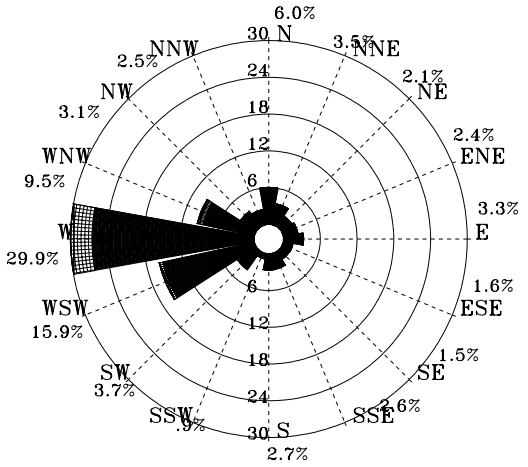


圖8.7.29 歷年11月蘇澳港2站風玫瑰圖

2003/12/01-2007/02/28 SA-2
MEAN= 2.5m/s MAX=12.6m/s(SSW) NO= 8658(100%)
< 5 m/s:89% 5~10:11% 10~15: 0% >15: 0%
N~E:16% E~S: 8% S~W:36% W~N:32% Calm: 8%

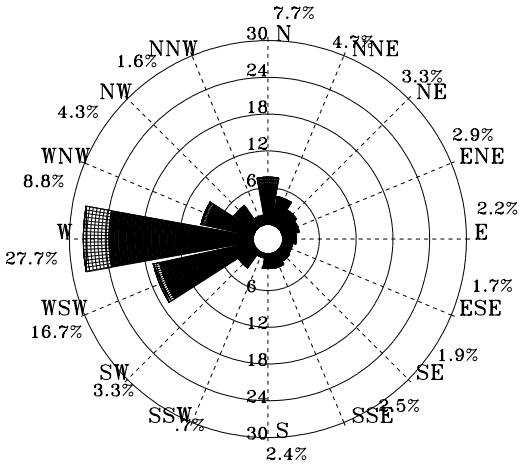


圖8.7.30 歷年冬季蘇澳港2站風玫瑰圖

2004/03/01-2007/05/31 SA-2
MEAN= 1.9m/s MAX=14.4m/s( S ) NO= 8832(100%)
< 5 m/s:92% 5~10: 8% 10~15: 0% >15: 0%
N~E:17% E~S:14% S~W:30% W~N:22% Calm:17%

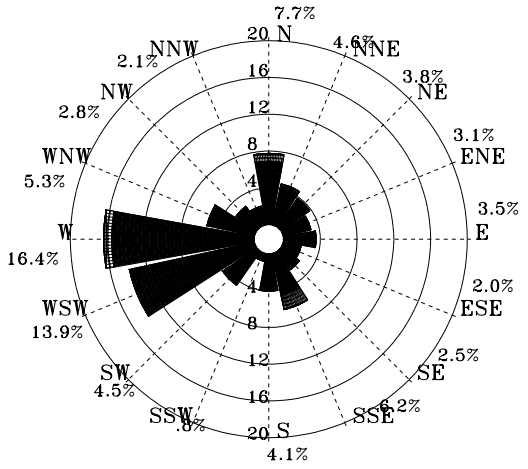


圖8.7.31 歷年春季蘇澳港2站風玫瑰圖

2003/06/18-2007/08/31 SA-2
MEAN= 2.6m/s MAX=24.0m/s( S ) NO= 10615( 96%)
< 5 m/s:84% 5~10:13% 10~15: 2% >15: 1%
N~E:13% E~S:33% S~W:27% W~N:12% Calm:15%

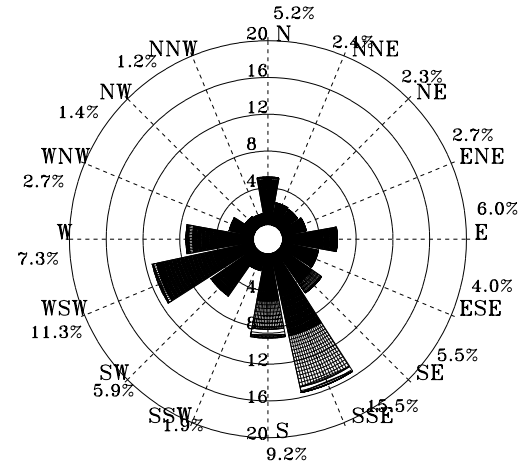


圖8.7.32 歷年夏季蘇澳港2站風玫瑰圖

.3 - 5m/s　　5 - 10m/s　　10 - 15m/s　　15 - 20m/s　　> 20m/s



| W44BSA20.RDB | Institute of Harbor & Marine Technology |
|---|---|

ROSWB.BAT(PLRWI2AV.FOR) 2008. 9 . 18

Rose Diagram of Wind

2003/09/01-2007/11/30 SA-2

MEAN= 2.6m/s MAX=30.9m/s( NE) NO= 10920(100%)

< 5 m/s:88% 5~10:12% 10~15: 0% >15: 0%

N~E:17% E~S:13% S~W:35% W~N:28% Calm: 7%

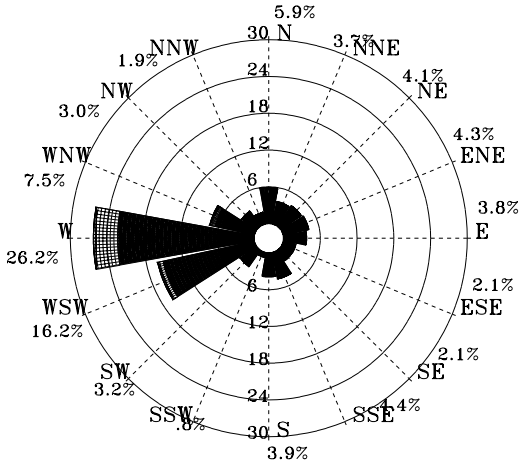


圖8.7.33 歷年秋季蘇澳港2站風玫瑰圖

2003/06/18-2007/11/30 SA-2

MEAN= 2.4m/s MAX=30.9m/s( NE) NO= 39025( 99%)

< 5 m/s:88% 5~10:11% 10~15: 1% >15: 0%

N~E:16% E~S:18% S~W:31% W~N:23% Calm:12%

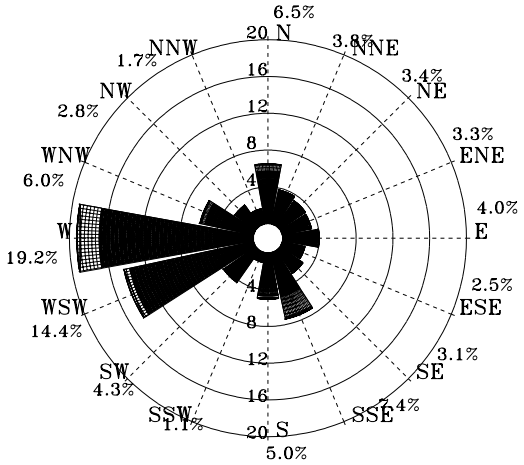


圖8.7.34 歷年全年蘇澳港2站風玫瑰圖

.3 - 5m/s 5 - 10m/s 10 - 15m/s 15 - 20m/s > 20m/s

W44FSA20.RDB | Institute of Harbor & Marine Technology

ROSWB.BAT(PLRWI2AV.FOR) 2008. 9 . 18

Rose Diagram of Wind

2006/12/01-2006/12/31 SA-W

MEAN= 3.0m/s MAX= 8.3m/s( NE) NO= 743(100%)

< 5 m/s:93% 5~10: 7% 10~15: 0% >15: 0%

N~E:17% E~S: 7% S~W:39% W~N:36% Calm: 1%

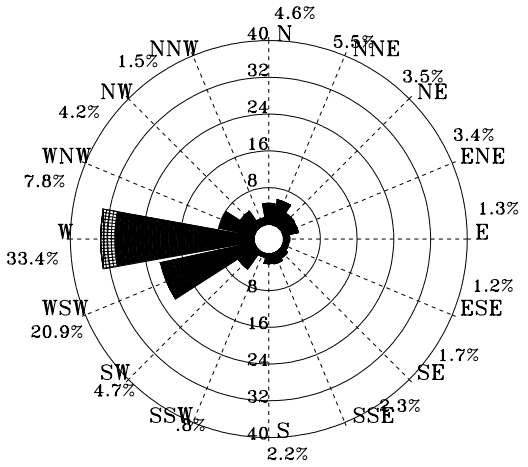


圖8.7.35 2006年12月蘇澳港 W 站風玫瑰圖

2007/01/01-2007/01/31 SA-W

MEAN= 3.0m/s MAX= 9.8m/s(ENE) NO= 742(100%)

< 5 m/s:91% 5~10: 9% 10~15: 0% >15: 0%

N~E:20% E~S: 5% S~W:41% W~N:33% Calm: 1%

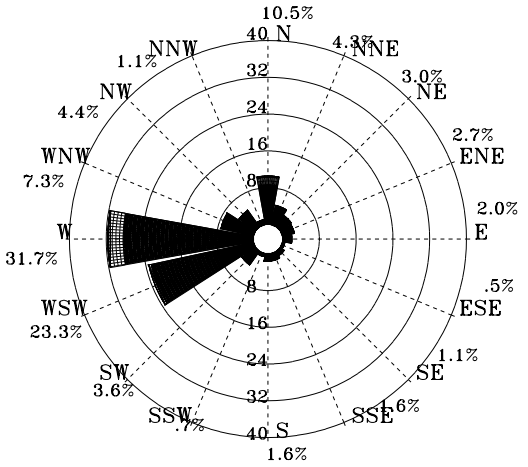


圖8.7.36 2007年 1月蘇澳港 W 站風玫瑰圖

2007/02/01-2007/02/28 SA-W

MEAN= 2.7m/s MAX= 8.2m/s(SSE) NO= 672(100%)

< 5 m/s:92% 5~10: 8% 10~15: 0% >15: 0%

N~E:19% E~S:12% S~W:46% W~N:22% Calm: 1%

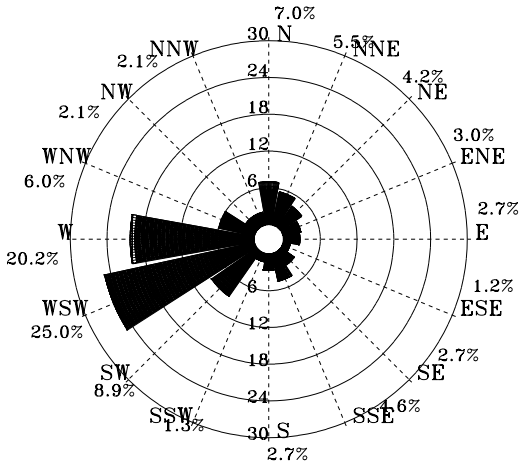


圖8.7.37 2007年 2月蘇澳港 W 站風玫瑰圖

2007/03/01-2007/03/31 SA-W

MEAN= 2.8m/s MAX=10.0m/s(ENE) NO= 743(100%)

< 5 m/s:89% 5~10:11% 10~15: 0% >15: 0%

N~E:23% E~S:11% S~W:42% W~N:23% Calm: 1%

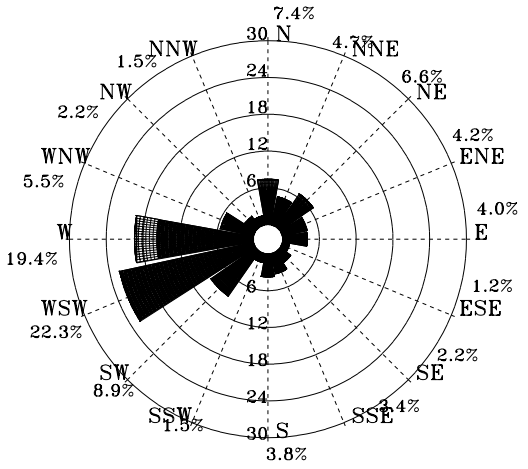


圖8.7.38 2007年 3月蘇澳港 W 站風玫瑰圖

.3 - 5m/s 5 - 10m/s 10 - 15m/s 15 - 20m/s > 20m/s



W06CSAW0.RDB | Institute of Harbor & Marine Technology

ROSWB.BAT(PLRWI2AV.FOR) 2008. 9 . 18

Rose Diagram of Wind

2007/04/01-2007/04/30 SA-W

MEAN= 2.6m/s MAX= 8.3m/s( S ) NO= 720(100%)

< 5 m/s:91% 5~10: 9% 10~15: 0% >15: 0%

N~E:21% E~S:14% S~W:43% W~N:20% Calm: 2%

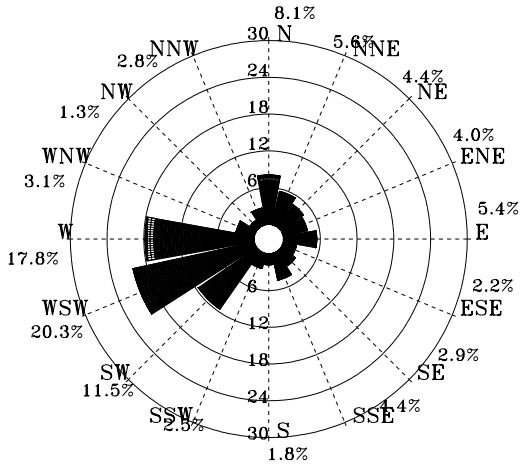


圖8.7.39 2007年 4 月蘇澳港 W 站風玫瑰圖

2007/05/01-2007/05/31 SA-W

MEAN= 2.3m/s MAX= 8.0m/s(SSE) NO= 744(100%)

< 5 m/s:93% 5~10: 7% 10~15: 0% >15: 0%

N~E:17% E~S:25% S~W:41% W~N:13% Calm: 4%

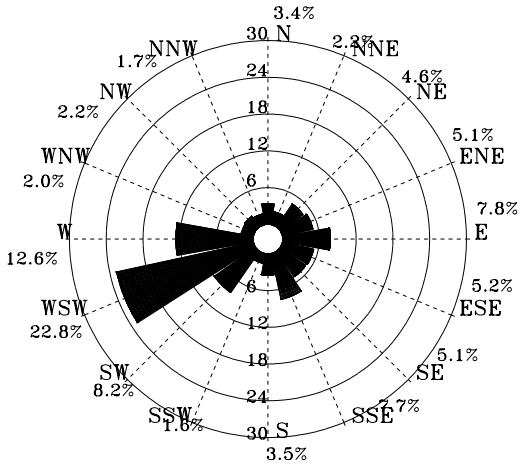


圖8.7.40 2007年 5 月蘇澳港 W 站風玫瑰圖

2007/06/01-2007/06/30 SA-W

MEAN= 2.2m/s MAX= 7.4m/s(SSE) NO= 710( 99%)

< 5 m/s:95% 5~10: 5% 10~15: 0% >15: 0%

N~E:20% E~S:23% S~W:34% W~N:18% Calm: 5%

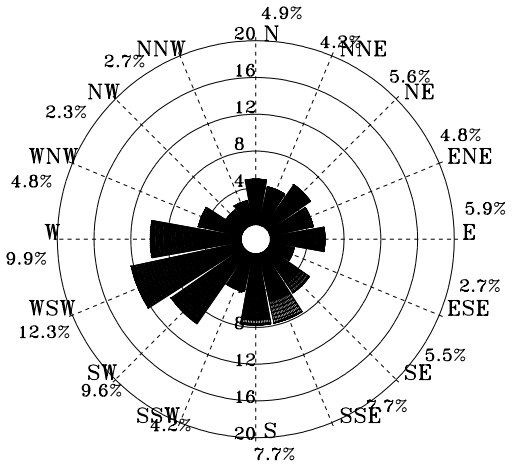


圖8.7.41 2007年 6 月蘇澳港 W 站風玫瑰圖

2007/07/01-2007/07/31 SA-W

MEAN= 2.5m/s MAX= 8.5m/s(SSE) NO= 743(100%)

< 5 m/s:90% 5~10:10% 10~15: 0% >15: 0%

N~E:15% E~S:35% S~W:40% W~N: 7% Calm: 3%

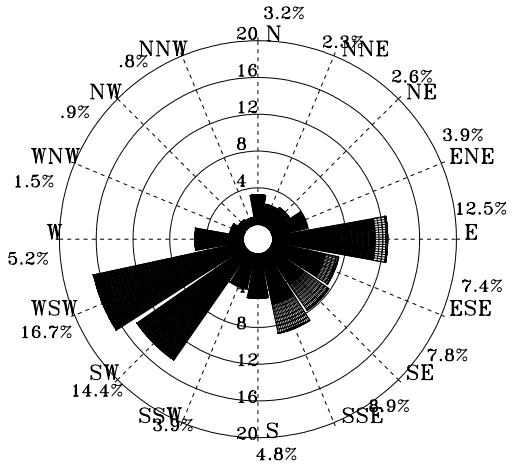


圖8.7.42 2007年 7 月蘇澳港 W 站風玫瑰圖

.3 - 5m/s　　5 - 10m/s　　10 - 15m/s　　15 - 20m/s　　> 20m/s



| W074SAW0.RDB | Institute of Harbor & Marine Technology |
|---|---|

ROSWB.BAT(PLRWI2AV.FOR) 2008. 9 . 18

Rose Diagram of Wind

2007/08/01-2007/08/31 SA-W

MEAN= 3.2m/s MAX=20.9m/s( E ) NO= 739( 99%)

< 5 m/s:83% 5~10:13% 10~15: 2% >15: 2%

N~E:14% E~S:40% S~W:34% W~N:11% Calm: 1%

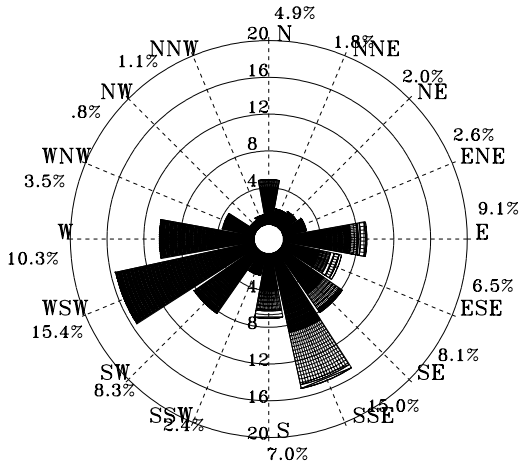


圖8.7.43 2007年 8 月蘇澳港 W 站風玫瑰圖

2007/09/01-2007/09/30 SA-W

MEAN= 2.8m/s MAX= 8.2m/s( SE) NO= 701( 97%)

< 5 m/s:91% 5~10: 9% 10~15: 0% >15: 0%

N~E:21% E~S:20% S~W:36% W~N:22% Calm: 1%

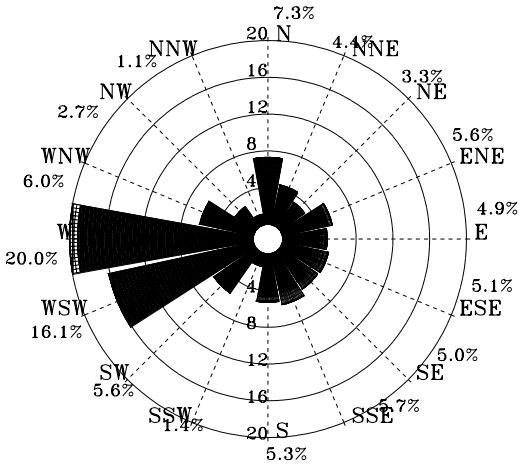


圖8.7.44 2007年 9 月蘇澳港 W 站風玫瑰圖

2007/10/01-2007/10/31 SA-W

MEAN= 3.2m/s MAX=15.7m/s( NE) NO= 724( 97%)

< 5 m/s:88% 5~10:11% 10~15: 1% >15: 0%

N~E:21% E~S: 9% S~W:34% W~N:35% Calm: 1%

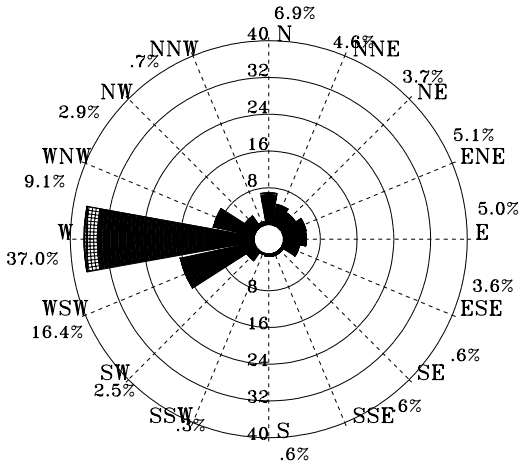


圖8.7.45 2007年10 月蘇澳港 W 站風玫瑰圖

2007/11/01-2007/11/30 SA-W

MEAN= 3.4m/s MAX=12.4m/s(ENE) NO= 720(100%)

< 5 m/s:85% 5~10:15% 10~15: 0% >15: 0%

N~E:14% E~S: 5% S~W:33% W~N:47% Calm: 1%

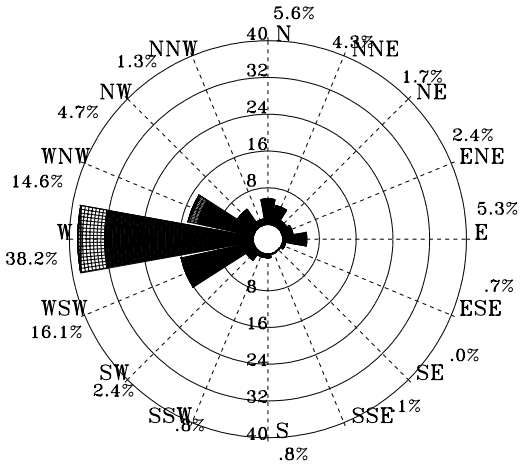


圖8.7.46 2007年11 月蘇澳港 W 站風玫瑰圖

.3 - 5m/s 5 - 10m/s 10 - 15m/s 15 - 20m/s > 20m/s



| W078SAW0.RDB | Institute of Harbor & Marine Technology |
|---|---|

ROSWB.BAT(PLRWI2AV.FOR) 2008. 9 . 18

Rose Diagram of Wind

2006/12/01-2007/02/28 SA-W

MEAN= 2.9m/s MAX= 9.8m/s(ENE) NO= 2157(100%)

< 5 m/s:92% 5~10: 8% 10~15: 0% >15: 0%

N~E:19% E~S: 8% S~W:41% W~N:31% Calm: 1%

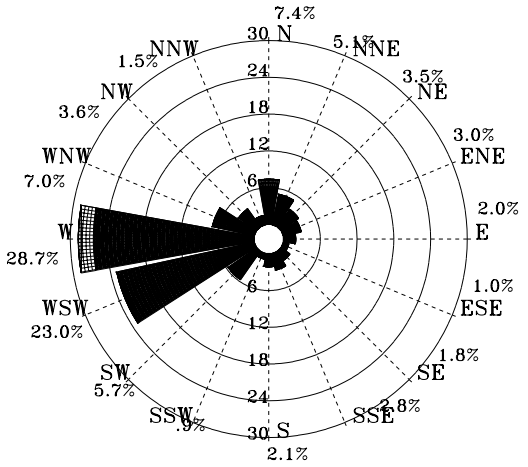


圖8.7.47 2007年冬季蘇澳港 W 站風玫瑰圖

2007/03/01-2007/05/31 SA-W

MEAN= 2.6m/s MAX=10.0m/s(ENE) NO= 2207(100%)

< 5 m/s:91% 5~10: 9% 10~15: 0% >15: 0%

N~E:20% E~S:17% S~W:41% W~N:19% Calm: 3%

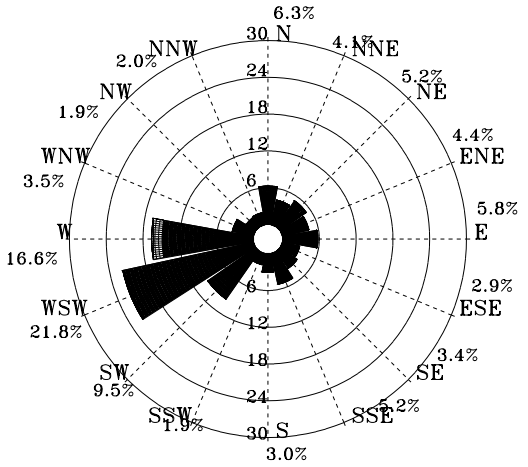


圖8.7.48 2007年春季蘇澳港 W 站風玫瑰圖

2007/06/01-2007/08/31 SA-W

MEAN= 2.6m/s MAX=20.9m/s( E ) NO= 2192( 99%)

< 5 m/s:88% 5~10:10% 10~15: 1% >15: 1%

N~E:16% E~S:33% S~W:36% W~N:12% Calm: 3%

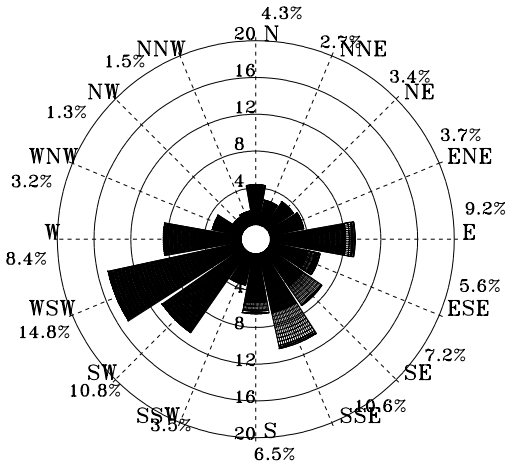


圖8.7.49 2007年夏季蘇澳港 W 站風玫瑰圖

2007/09/01-2007/11/30 SA-W

MEAN= 3.1m/s MAX=15.7m/s( NE) NO= 2145( 98%)

< 5 m/s:88% 5~10:12% 10~15: 0% >15: 0%

N~E:19% E~S:11% S~W:34% W~N:35% Calm: 1%

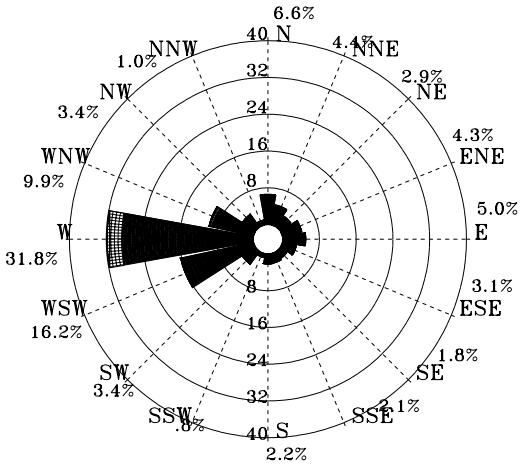


圖8.7.50 2007年秋季蘇澳港 W 站風玫瑰圖

.3 - 5m/s 5 - 10m/s 10 - 15m/s 15 - 20m/s > 20m/s



W07WSAW0.RDB | Institute of Harbor & Marine Technology

ROSWB.BAT(PLRWI2AV.FOR) 2008. 9 . 18

Rose Diagram of Wind

2006/12/01-2007/11/30 SA-W
MEAN= 2.8m/s MAX=20.9m/s( E ) NO= 8701( 99%)
< 5 m/s:90% 5~10:10% 10~15: 0% >15: 0%
N~E:18% E~S:17% S~W:39% W~N:24% Calm: 2%

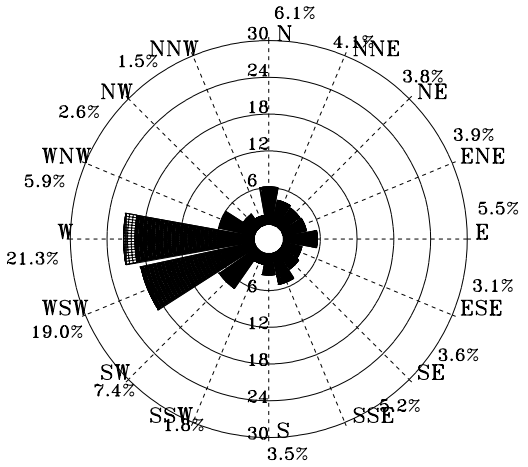


圖8.7.51 2007年全年蘇澳港 W 站風玫瑰圖

1999/12/01-2006/12/31 SA-W
MEAN= 3.0m/s MAX=14.8m/s( E ) NO= 5935(100%)
< 5 m/s:90% 5~10:10% 10~15: 0% >15: 0%
N~E:17% E~S: 7% S~W:34% W~N:40% Calm: 2%

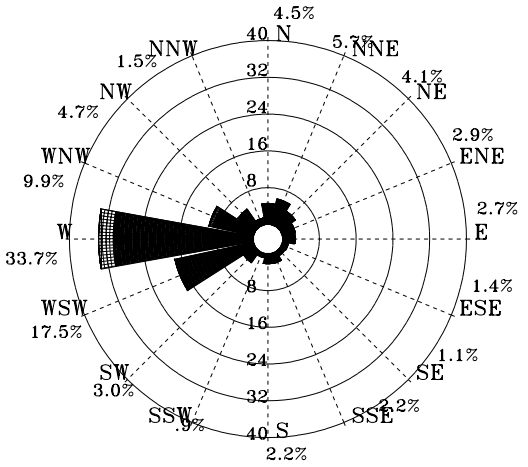


圖8.7.52 歷年12月蘇澳港 W 站風玫瑰圖

1999/01/01-2007/01/31 SA-W
MEAN= 2.9m/s MAX=10.6m/s(ESE) NO= 6486( 97%)
< 5 m/s:92% 5~10: 8% 10~15: 0% >15: 0%
N~E:17% E~S: 9% S~W:37% W~N:36% Calm: 1%

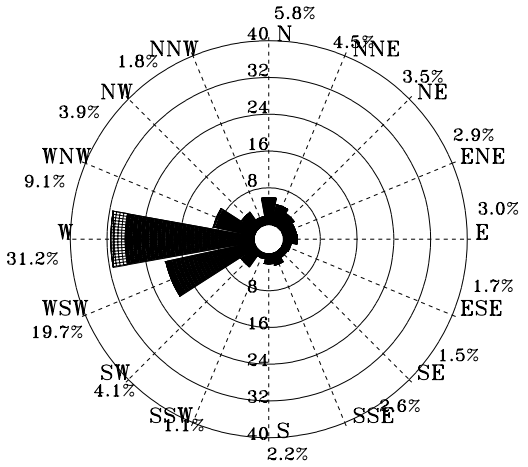


圖8.7.53 歷年 1 月蘇澳港 W 站風玫瑰圖

1999/02/01-2007/02/28 SA-W
MEAN= 2.8m/s MAX=10.0m/s( E ) NO= 6069(100%)
< 5 m/s:91% 5~10: 9% 10~15: 0% >15: 0%
N~E:20% E~S:11% S~W:38% W~N:29% Calm: 2%

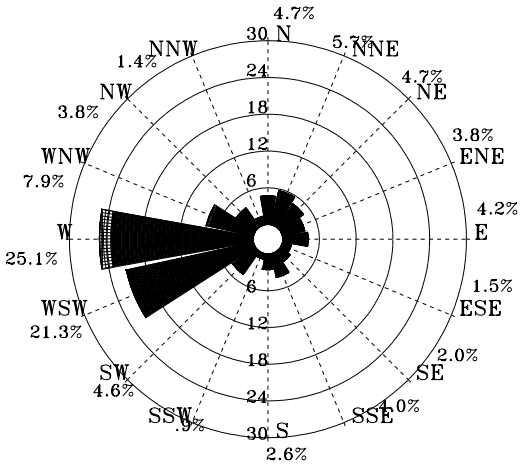


圖8.7.54 歷年 2 月蘇澳港 W 站風玫瑰圖

.3 - 5m/s　　5 - 10m/s　　10 - 15m/s　　15 - 20m/s　　> 20m/s



| W070SAW0.RDB | Institute of Harbor & Marine Technology |
|---|---|

ROSWB.BAT(PLRWI2AV.FOR) 2008. 9 . 18

Rose Diagram of Wind

1999/03/01-2007/03/31 SA-W
MEAN= 2.8m/s MAX=10.0m/s(ENE) NO= 6666(100%)
< 5 m/s:89% 5~10:11% 10~15: 0% >15: 0%
N~E:21% E~S:14% S~W:35% W~N:28% Calm: 2%

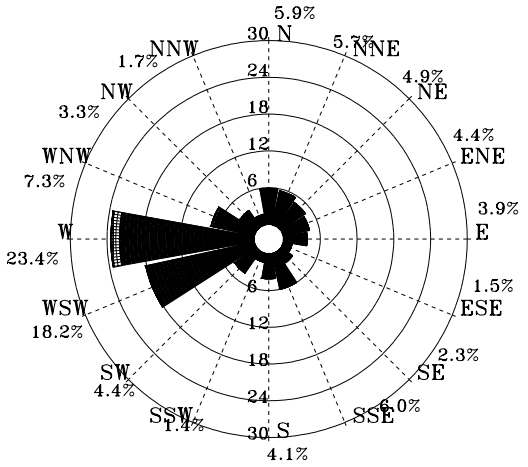


圖8.7.55 歷年 3 月蘇澳港 W 站風玫瑰圖

1999/04/01-2007/04/30 SA-W
MEAN= 2.5m/s MAX=10.1m/s(SSE) NO= 6416( 99%)
< 5 m/s:92% 5~10: 8% 10~15: 0% >15: 0%
N~E:21% E~S:19% S~W:35% W~N:22% Calm: 3%

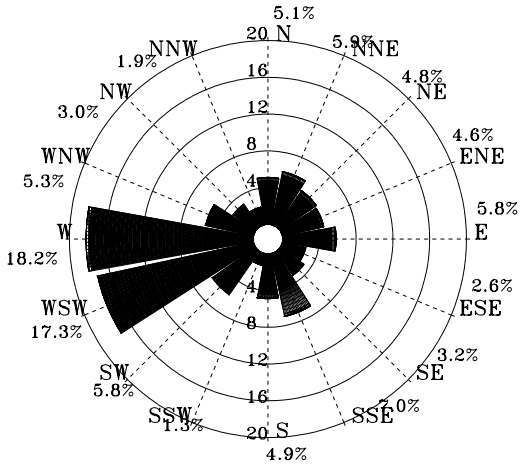


圖8.7.56 歷年 4 月蘇澳港 W 站風玫瑰圖

1999/05/01-2007/05/31 SA-W
MEAN= 2.2m/s MAX=14.8m/s( E ) NO= 6607( 99%)
< 5 m/s:94% 5~10: 6% 10~15: 0% >15: 0%
N~E:20% E~S:21% S~W:37% W~N:18% Calm: 4%

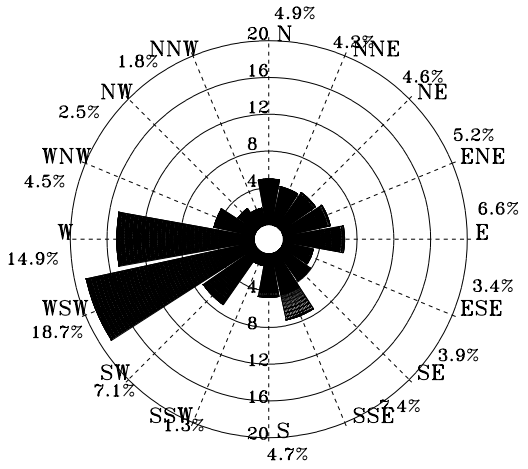


圖8.7.57 歷年 5 月蘇澳港 W 站風玫瑰圖

1999/06/01-2007/06/30 SA-W
MEAN= 2.2m/s MAX=12.9m/s( S ) NO= 6388( 99%)
< 5 m/s:93% 5~10: 7% 10~15: 0% >15: 0%
N~E:17% E~S:27% S~W:36% W~N:15% Calm: 5%

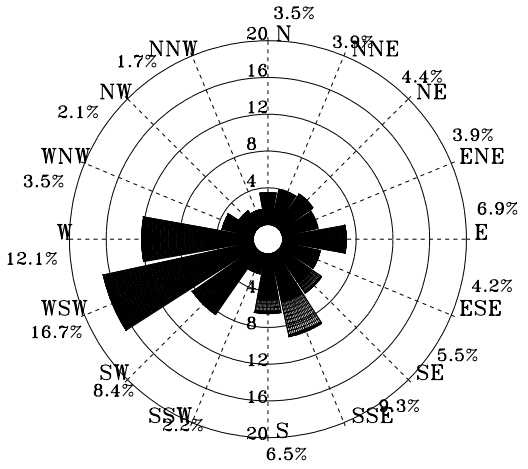


圖8.7.58 歷年 6 月蘇澳港 W 站風玫瑰圖

.3 - 5m/s　　5 - 10m/s　　10 - 15m/s　　15 - 20m/s　　> 20m/s

| W443SAW0.RDB | Institute of Harbor & Marine Technology |
|---|---|

ROSWB.BAT(PLRWI2AV.FOR) 2008. 9 . 18

Rose Diagram of Wind

1999/07/01-2007/07/31 SA-W
MEAN= 2.9m/s MAX=24.8m/s( E ) NO= 6654( 99%)
< 5 m/s:82% 5~10:17% 10~15: 1% >15: 0%
N~E:11% E~S:42% S~W:33% W~N:10% Calm: 4%

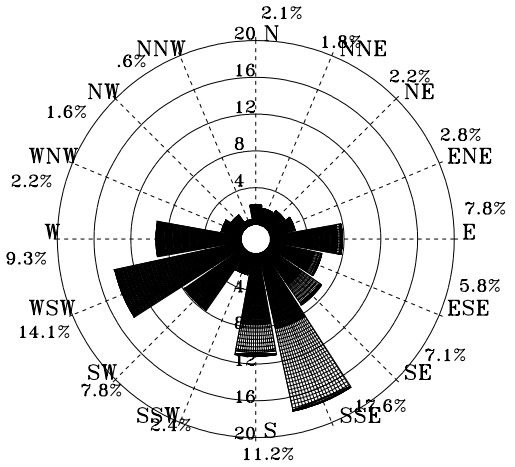


圖8.7.59 歷年 7月蘇澳港 W 站風玫瑰圖

1999/08/01-2007/08/31 SA-W
MEAN= 2.9m/s MAX=23.9m/s(ENE) NO= 6642( 99%)
< 5 m/s:84% 5~10:15% 10~15: 1% >15: 0%
N~E:10% E~S:38% S~W:36% W~N:13% Calm: 3%

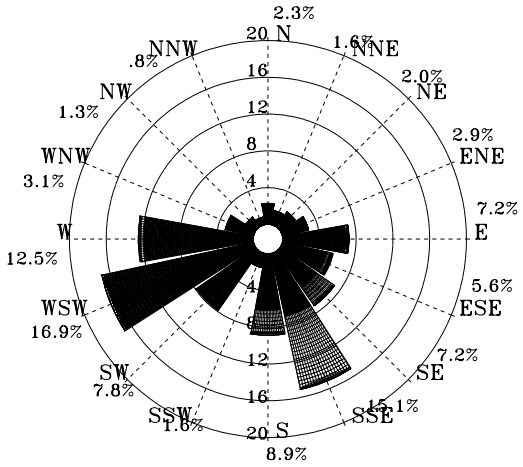


圖8.7.60 歷年 8月蘇澳港 W 站風玫瑰圖

1999/09/01-2007/09/30 SA-W
MEAN= 2.9m/s MAX=21.4m/s( E ) NO= 6435( 99%)
< 5 m/s:88% 5~10:11% 10~15: 1% >15: 0%
N~E:16% E~S:26% S~W:35% W~N:21% Calm: 2%

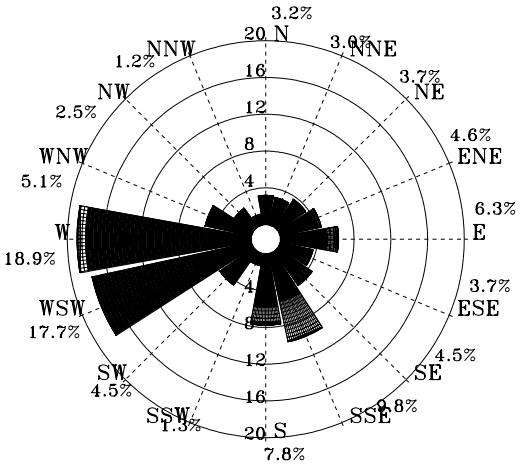


圖8.7.61 歷年 9月蘇澳港 W 站風玫瑰圖

1999/10/01-2007/10/31 SA-W
MEAN= 3.0m/s MAX=23.0m/s(ESE) NO= 6627( 99%)
< 5 m/s:90% 5~10:10% 10~15: 0% >15: 0%
N~E:20% E~S:12% S~W:37% W~N:30% Calm: 1%

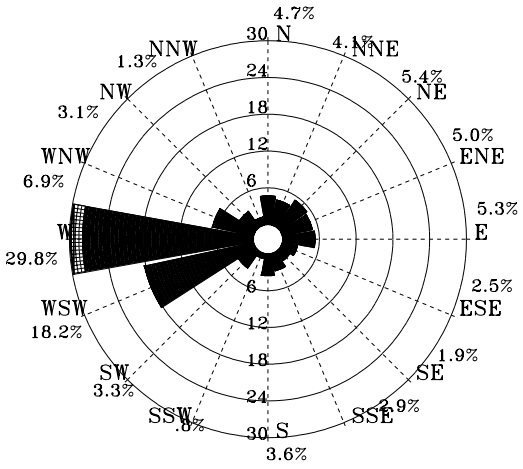


圖8.7.62 歷年10月蘇澳港 W 站風玫瑰圖

.3 - 5m/s　　5 - 10m/s　　10 - 15m/s　　15 - 20m/s　　> 20m/s

| W447SAW0.RDB | Institute of Harbor & Marine Technology |
|---|---|

ROSWB.BAT(PLRWI2AV.FOR) 2008. 9 . 18

Rose Diagram of Wind

1999/11/01-2007/11/30 SA-W
MEAN= 2.8m/s MAX=18.0m/s( W ) NO= 6418( 99%)
< 5 m/s:92% 5~10: 8% 10~15: 0% >15: 0%
N~E:15% E~S:10% S~W:36% W~N:37% Calm: 2%

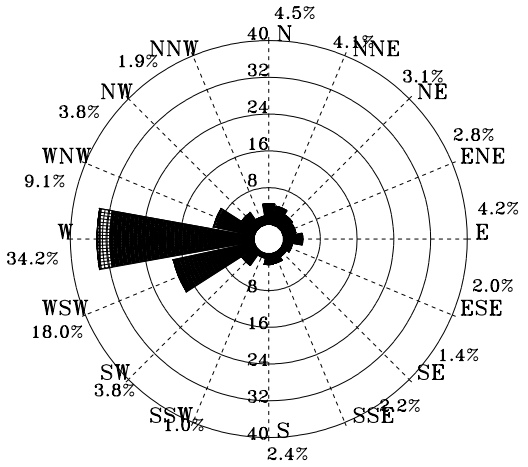


圖8.7.63 歷年11月蘇澳港 W 站風玫瑰圖

1999/01/01-2007/02/28 SA-W
MEAN= 2.9m/s MAX=14.8m/s( E ) NO= 18490( 99%)
< 5 m/s:91% 5~10: 9% 10~15: 0% >15: 0%
N~E:18% E~S: 9% S~W:36% W~N:35% Calm: 2%

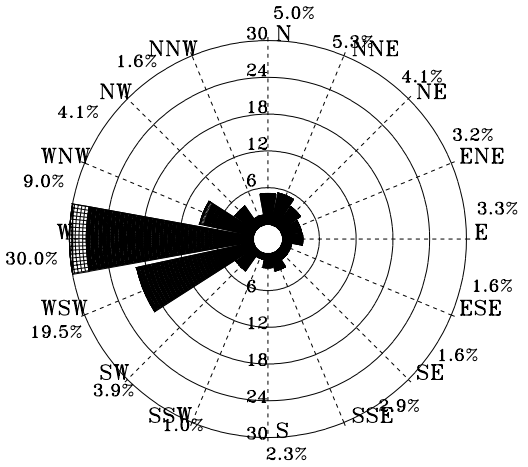


圖8.7.64 歷年冬季蘇澳港 W 站風玫瑰圖

1999/03/01-2007/05/31 SA-W
MEAN= 2.5m/s MAX=14.8m/s( E ) NO= 19689( 99%)
< 5 m/s:92% 5~10: 8% 10~15: 0% >15: 0%
N~E:21% E~S:18% S~W:35% W~N:23% Calm: 3%

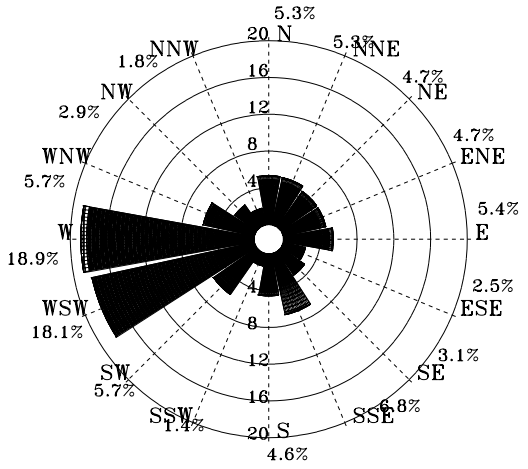


圖8.7.65 歷年春季蘇澳港 W 站風玫瑰圖

1999/06/01-2007/08/31 SA-W
MEAN= 2.7m/s MAX=24.8m/s( E ) NO= 19684( 99%)
< 5 m/s:86% 5~10:13% 10~15: 1% >15: 0%
N~E:13% E~S:35% S~W:35% W~N:13% Calm: 4%

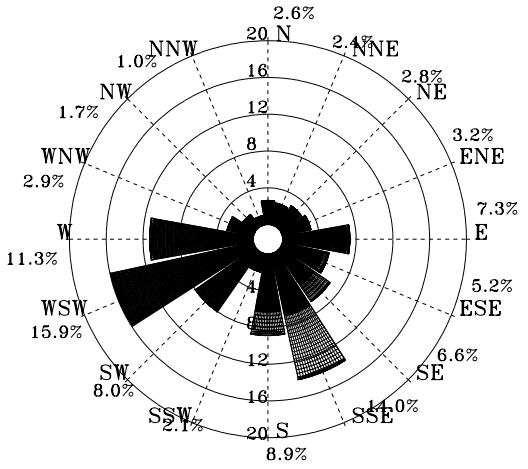


圖8.7.66 歷年夏季蘇澳港 W 站風玫瑰圖

.3 - 5m/s　　5 - 10m/s　　10 - 15m/s　　15 - 20m/s　　> 20m/s



| W44BSAW0.RDB | Institute of Harbor & Marine Technology |
|---|---|

ROSWB.BAT(PLRWI2AV.FOR) 2008. 9 . 18

Rose Diagram of Wind

1999/09/01-2007/11/30 SA-W

MEAN= 2.9m/s MAX=23.0m/s(ESE) NO= 19480( 99%)

< 5 m/s:90% 5~10:10% 10~15: 0% >15: 0%

N~E:17% E~S:16% S~W:36% W~N:29% Calm: 2%

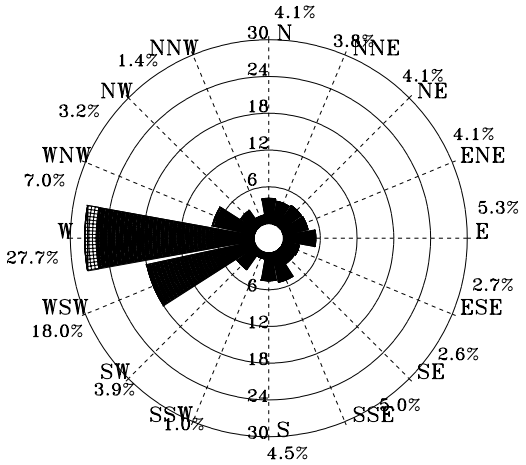


圖8.7.67 歷年秋季蘇澳港 W 站風玫瑰圖

1999/01/01-2007/11/30 SA-W

MEAN= 2.7m/s MAX=24.8m/s( E ) NO= 77343( 99%)

< 5 m/s:90% 5~10:10% 10~15: 0% >15: 0%

N~E:17% E~S:20% S~W:35% W~N:25% Calm: 3%

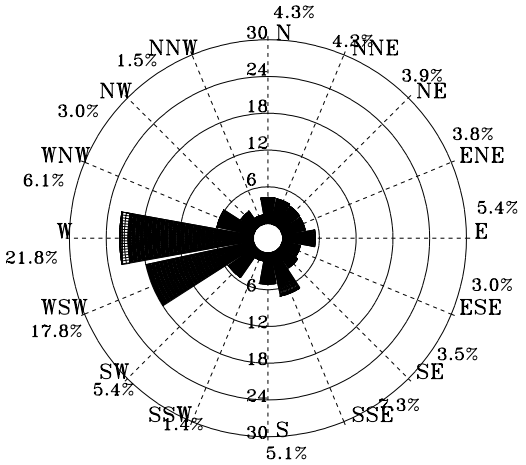


圖8.7.68 歷年全年蘇澳港 W 站風玫瑰圖

.3 - 5m/s 5 - 10m/s 10 - 15m/s 15 - 20m/s > 20m/s



W44FSAW0.RDB | Institute of Harbor & Marine Technology

ROSWB.BAT(PLRWI2AV.FOR) 2008. 9 . 18

## 8.8　2007年布袋港風力玫瑰圖

## Rose Diagram of Wind

2006/12/01-2006/12/31 PT-W
MEAN= 6.0m/s MAX=13.3m/s(NNE) NO= 743(100%)
< 5 m/s:39% 5~10:52% 10~15: 9% >15: 0%
N~E:84% E~S: 1% S~W: 0% W~N:15% Calm: 0%

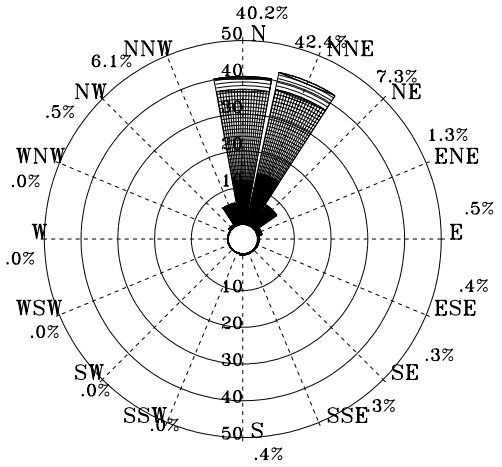


圖8.8.1 2006年12月布袋港 W 站風玫瑰圖

2007/01/01-2007/01/31 PT-W
MEAN= 6.6m/s MAX=13.4m/s( N ) NO= 744(100%)
< 5 m/s:25% 5~10:67% 10~15: 8% >15: 0%
N~E:79% E~S: 1% S~W: 0% W~N:20% Calm: 0%

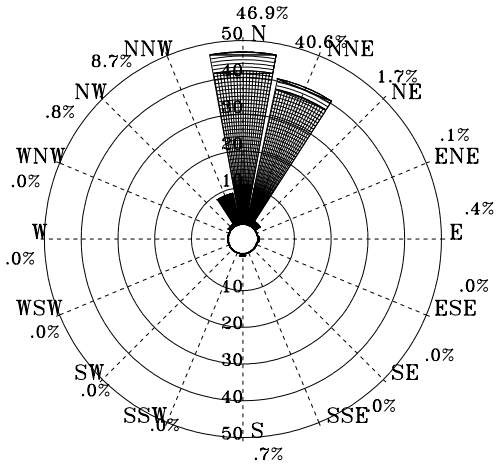


圖8.8.2 2007年 1 月布袋港 W 站風玫瑰圖

2007/02/01-2007/02/28 PT-W
MEAN= 4.6m/s MAX=14.0m/s( N ) NO= 670(100%)
< 5 m/s:58% 5~10:39% 10~15: 3% >15: 0%
N~E:60% E~S: 5% S~W: 4% W~N:30% Calm: 1%

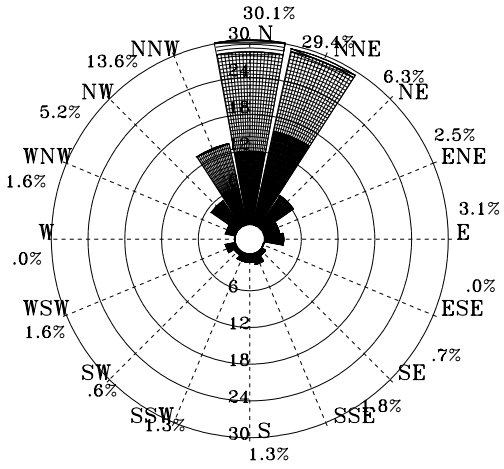


圖8.8.3 2007年 2 月布袋港 W 站風玫瑰圖

2007/03/01-2007/03/31 PT-W
MEAN= 4.4m/s MAX=14.2m/s( N ) NO= 743(100%)
< 5 m/s:63% 5~10:35% 10~15: 2% >15: 0%
N~E:50% E~S: 6% S~W:16% W~N:27% Calm: 1%

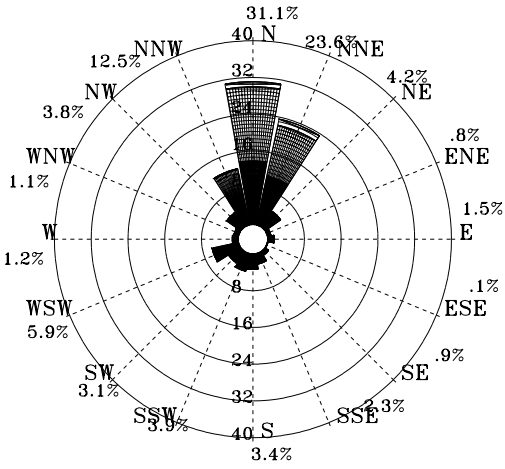


圖8.8.4 2007年 3 月布袋港 W 站風玫瑰圖

.3 - 5m/s　　5 - 10m/s　　10 - 15m/s　　15 - 20m/s　　> 20m/s



| W06CPTW0.RDB | Institute of Harbor & Marine Technology |
|---|---|

ROSWB.BAT(PLRWI2AV.FOR) 2008. 9 . 18

Rose Diagram of Wind

2007/04/01-2007/04/30 PT-W
MEAN= 4.2m/s MAX=13.5m/s( N ) NO= 720(100%)
< 5 m/s:67% 5~10:30% 10~15: 3% >15: 0%
N~E:47% E~S: 8% S~W:16% W~N:28% Calm: 1%

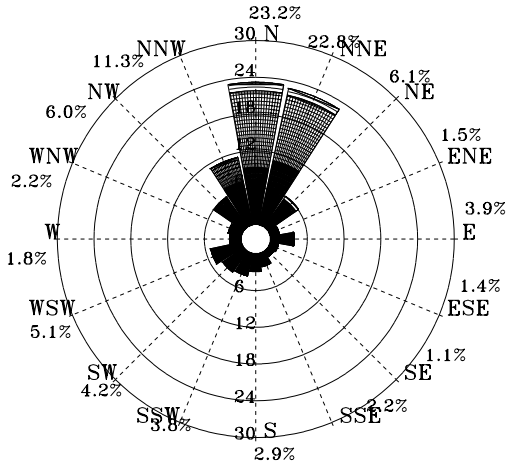


圖8.8.5 2007年 4月布袋港 W 站風玫瑰圖

2007/05/01-2007/05/31 PT-W
MEAN= 3.0m/s MAX= 7.9m/s(NNW) NO= 743(100%)
< 5 m/s:91% 5~10: 9% 10~15: 0% >15: 0%
N~E:22% E~S:10% S~W:34% W~N:33% Calm: 1%

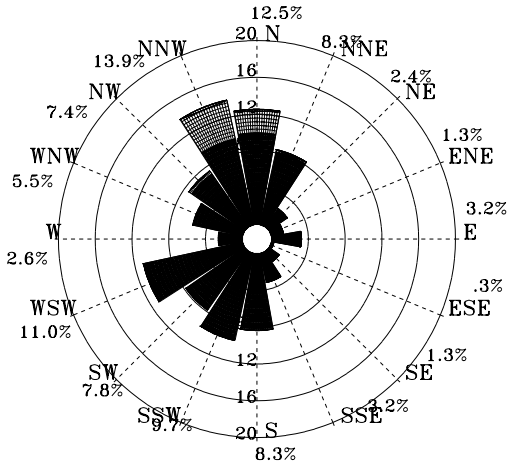


圖8.8.6 2007年 5月布袋港 W 站風玫瑰圖

2007/06/01-2007/06/30 PT-W
MEAN= 3.4m/s MAX= 8.2m/s(SSW) NO= 718(100%)
< 5 m/s:84% 5~10:16% 10~15: 0% >15: 0%
N~E: 8% E~S:25% S~W:54% W~N:12% Calm: 1%

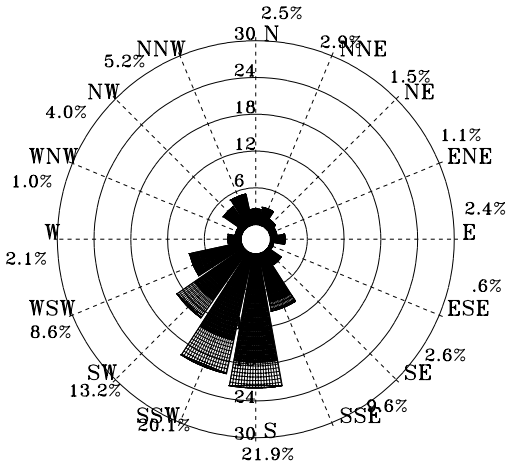


圖8.8.7 2007年 6月布袋港 W 站風玫瑰圖

2007/07/01-2007/07/31 PT-W
MEAN= 3.0m/s MAX= 6.6m/s(SSE) NO= 743(100%)
< 5 m/s:92% 5~10: 8% 10~15: 0% >15: 0%
N~E: 8% E~S:21% S~W:51% W~N:20% Calm: 0%

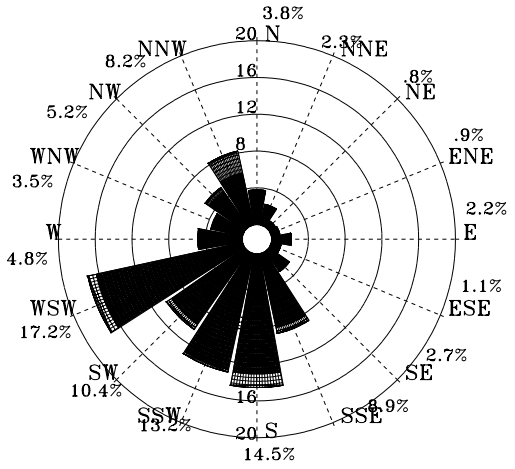


圖8.8.8 2007年 7月布袋港 W 站風玫瑰圖

.3 - 5m/s　　5 - 10m/s　　10 - 15m/s　　15 - 20m/s　　> 20m/s

W074PTW0.RDB　　Institute of Harbor & Marine Technology

ROSWB.BAT(PLRWI2AV.FOR)　　2008. 9 . 18

Rose Diagram of Wind

2007/08/01-2007/08/31 PT-W

MEAN= 3.9m/s MAX=13.8m/s( W ) NO= 744(100%)

< 5 m/s:71% 5~10:27% 10~15: 2% >15: 0%

N~E:17% E~S:30% S~W:30% W~N:22% Calm: 1%

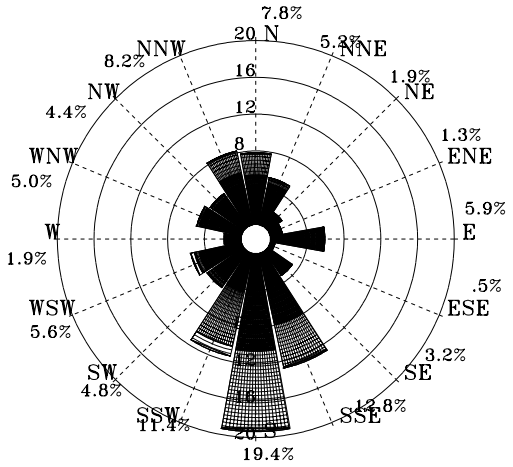


圖8.8.9 2007年 8月布袋港 W 站風玫瑰圖

2007/09/01-2007/09/06 PT-W

MEAN= 2.5m/s MAX= 5.1m/s(WSW) NO= 132( 18%)

< 5 m/s:98% 5~10: 2% 10~15: 0% >15: 0%

N~E: 5% E~S:38% S~W:52% W~N: 5% Calm: 0%

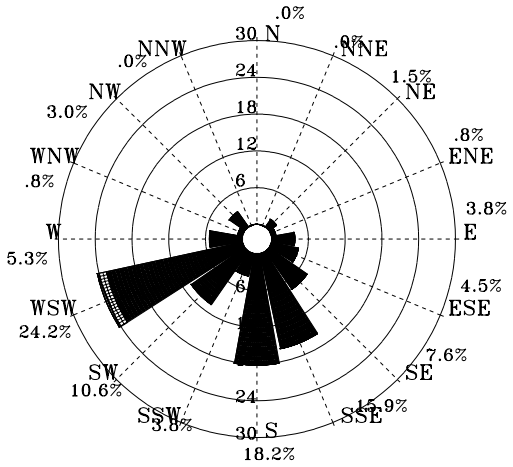


圖8.8.10 2007年 9月布袋港 W 站風玫瑰圖

2007/10/01-2007/10/31 PT-W

MEAN= 5.2m/s MAX=19.6m/s( N ) NO= 741(100%)

< 5 m/s:53% 5~10:41% 10~15: 4% >15: 2%

N~E:57% E~S: 7% S~W: 9% W~N:26% Calm: 1%

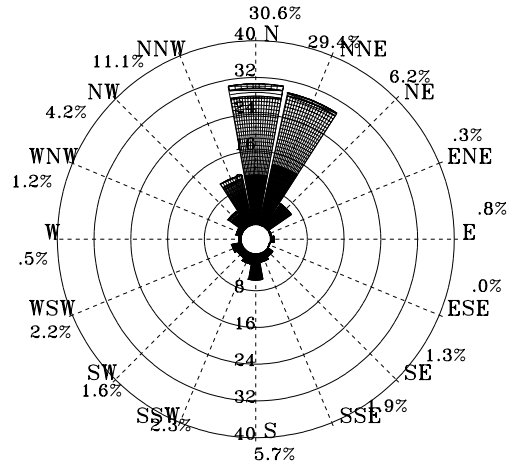


圖8.8.11 2007年10月布袋港 W 站風玫瑰圖

2007/11/01-2007/11/30 PT-W

MEAN= 6.5m/s MAX=17.5m/s( N ) NO= 720(100%)

< 5 m/s:34% 5~10:53% 10~15:11% >15: 2%

N~E:79% E~S: 3% S~W: 0% W~N:18% Calm: 0%

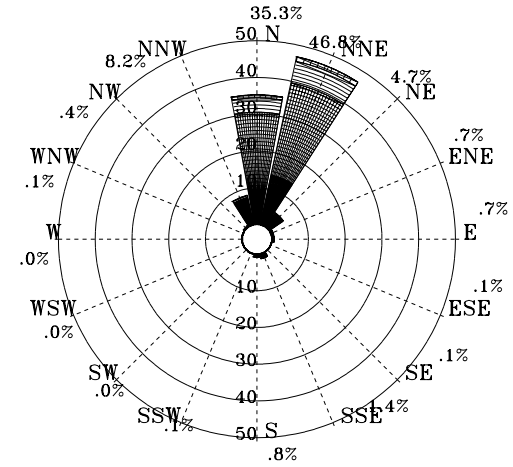


圖8.8.12 2007年11月布袋港 W 站風玫瑰圖

.3 - 5m/s　　5 - 10m/s　　10 - 15m/s　　15 - 20m/s　　> 20m/s

W078PTW0.RDB　　Institute of Harbor & Marine Technology

ROSWB.BAT(PLRWI2AV.FOR)　　2008. 9 . 18

Rose Diagram of Wind

2006/12/01-2007/02/28 PT-W

MEAN= 5.8m/s MAX=14.0m/s( N ) NO= 2157(100%)

< 5 m/s:40% 5~10:53% 10~15: 7% >15: 0%

N~E:76% E~S: 2% S~W: 1% W~N:21% Calm: 0%

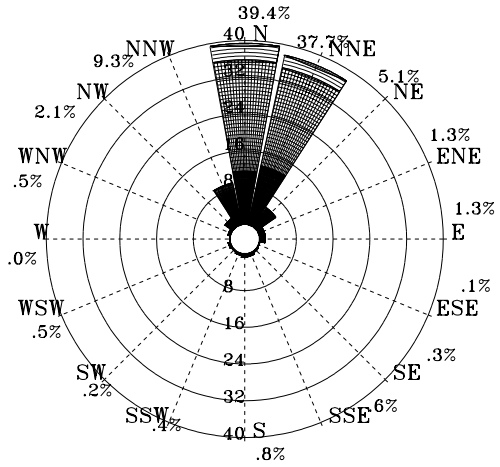


圖8.8.13 2007年冬季布袋港 W 站風玫瑰圖

2007/03/01-2007/05/31 PT-W

MEAN= 3.8m/s MAX=14.2m/s( N ) NO= 2206(100%)

< 5 m/s:73% 5~10:25% 10~15: 2% >15: 0%

N~E:40% E~S: 8% S~W:22% W~N:29% Calm: 1%

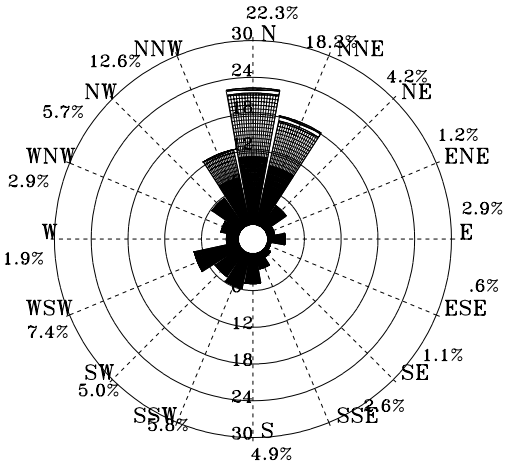


圖8.8.14 2007年春季布袋港 W 站風玫瑰圖

2007/06/01-2007/08/31 PT-W

MEAN= 3.4m/s MAX=13.8m/s( W ) NO= 2205(100%)

< 5 m/s:82% 5~10:17% 10~15: 1% >15: 0%

N~E:11% E~S:26% S~W:45% W~N:18% Calm: 0%

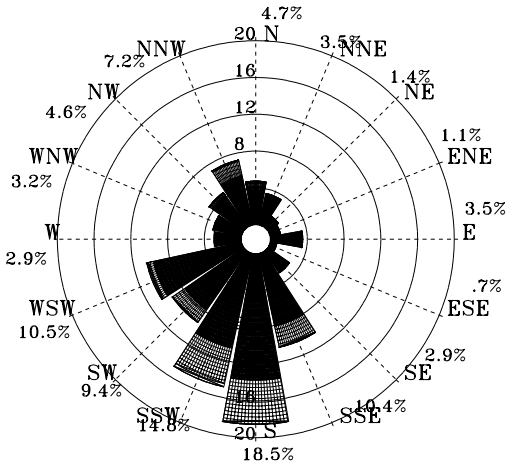


圖8.8.15 2007年夏季布袋港 W 站風玫瑰圖

2007/09/01-2007/11/30 PT-W

MEAN= 5.6m/s MAX=19.6m/s( N ) NO= 1593( 73%)

< 5 m/s:48% 5~10:43% 10~15: 7% >15: 2%

N~E:62% E~S: 8% S~W: 8% W~N:21% Calm: 1%

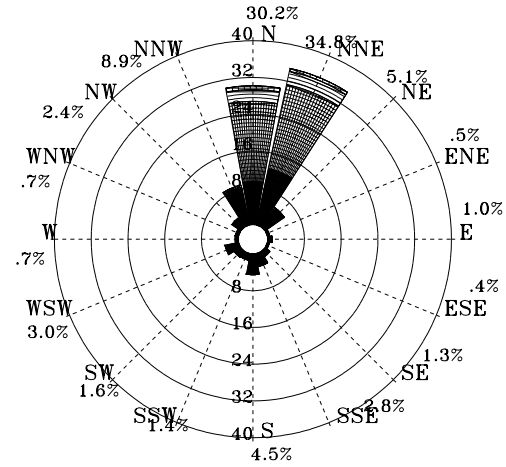


圖8.8.16 2007年秋季布袋港 W 站風玫瑰圖

.3 - 5m/s 5 - 10m/s 10 - 15m/s 15 - 20m/s > 20m/s



| | |
|---|---|
| W07WPTW0.RDB | Institute of Harbor & Marine Technology |

ROSWB.BAT(PLRWI2AV.FOR) 2008. 9 . 18

## Rose Diagram of Wind

2006/12/01-2007/11/30 PT-W
MEAN= 4.6m/s MAX=19.6m/s( N ) NO= 8161( 93%)
< 5 m/s:62% 5~10:34% 10~15: 4% >15: 0%
N~E:45% E~S:11% S~W:20% W~N:23% Calm: 1%

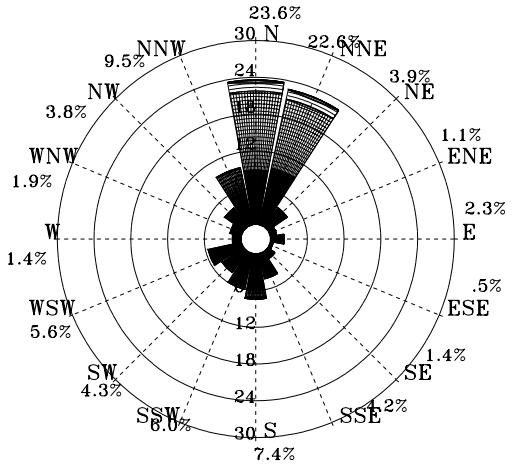


圖8.8.17 2007年全年布袋港 W 站風玫瑰圖

2006/12/01-2006/12/31 PT-W
MEAN= 6.0m/s MAX=13.3m/s(NNE) NO= 743(100%)
< 5 m/s:39% 5~10:52% 10~15: 9% >15: 0%
N~E:84% E~S: 1% S~W: 0% W~N:15% Calm: 0%

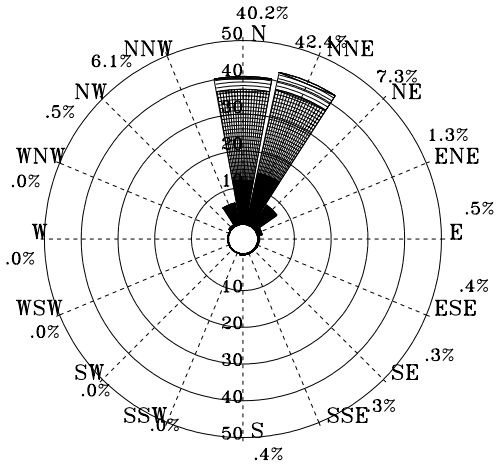


圖8.8.18 歷年12月布袋港 W 站風玫瑰圖

2007/01/01-2007/01/31 PT-W
MEAN= 6.6m/s MAX=13.4m/s( N ) NO= 744(100%)
< 5 m/s:25% 5~10:67% 10~15: 8% >15: 0%
N~E:79% E~S: 1% S~W: 0% W~N:20% Calm: 0%

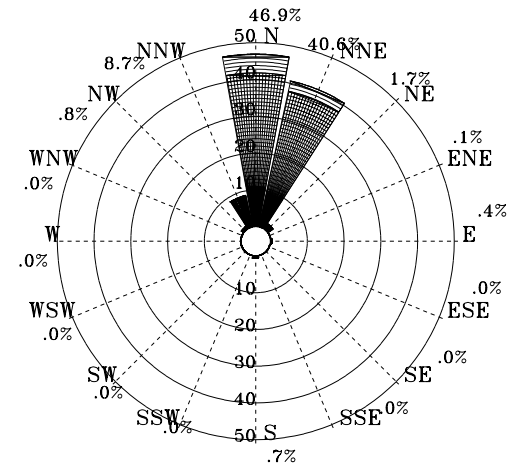


圖8.8.19 歷年 1 月布袋港 W 站風玫瑰圖

2007/02/01-2007/02/28 PT-W
MEAN= 4.6m/s MAX=14.0m/s( N ) NO= 670(100%)
< 5 m/s:58% 5~10:39% 10~15: 3% >15: 0%
N~E:60% E~S: 5% S~W: 4% W~N:30% Calm: 1%

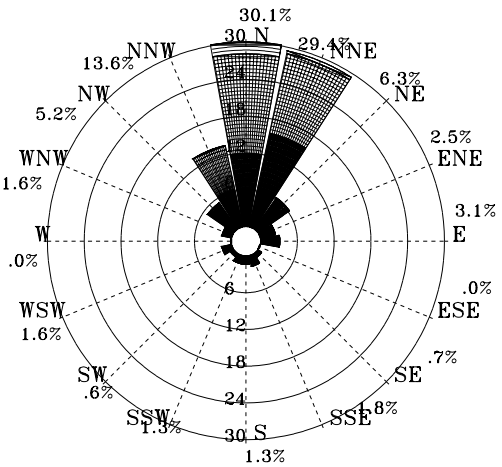


圖8.8.20 歷年 2 月布袋港 W 站風玫瑰圖

.3 - 5m/s　　5 - 10m/s　　10 - 15m/s　　15 - 20m/s　　> 20m/s



| | |
|---|---|
| W070PTW0.RDB | Institute of Harbor & Marine Technology |

ROSWB.BAT(PLRWI2AV.FOR) 2008. 9 . 18

## Rose Diagram of Wind

2007/03/01-2007/03/31 PT-W
MEAN= 4.4m/s MAX=14.2m/s( N ) NO= 743(100%)
< 5 m/s:63% 5~10:35% 10~15: 2% >15: 0%
N~E:50% E~S: 6% S~W:16% W~N:27% Calm: 1%

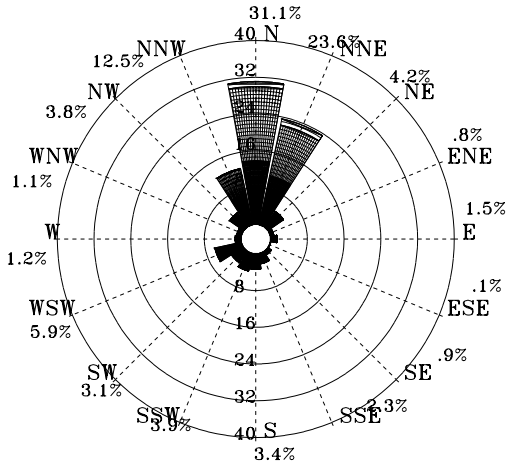


圖8.8.21 歷年 3月布袋港 W 站風玫瑰圖

2007/04/01-2007/04/30 PT-W
MEAN= 4.2m/s MAX=13.5m/s( N ) NO= 720(100%)
< 5 m/s:67% 5~10:30% 10~15: 3% >15: 0%
N~E:47% E~S: 8% S~W:16% W~N:28% Calm: 1%

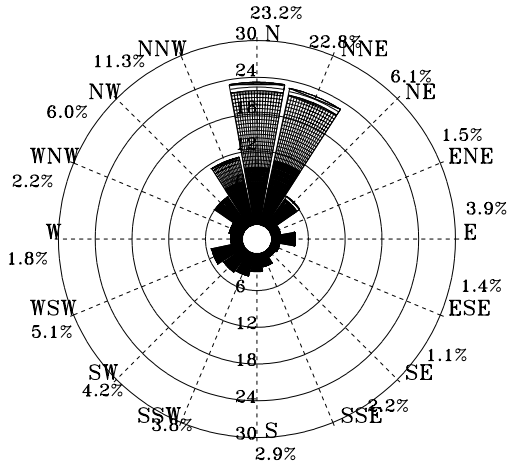


圖8.8.22 歷年 4月布袋港 W 站風玫瑰圖

2007/05/01-2007/05/31 PT-W
MEAN= 3.0m/s MAX= 7.9m/s(NNW) NO= 743(100%)
< 5 m/s:91% 5~10: 9% 10~15: 0% >15: 0%
N~E:22% E~S:10% S~W:34% W~N:33% Calm: 1%

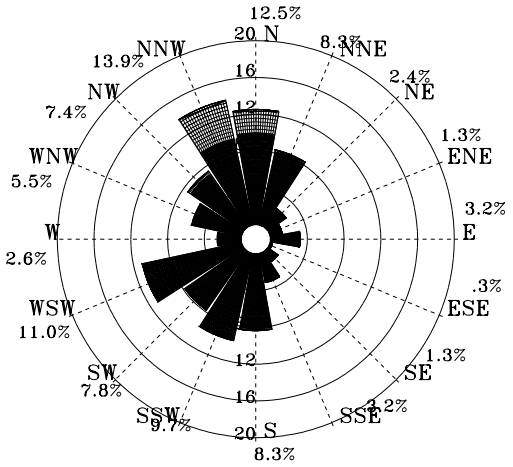


圖8.8.23 歷年 5月布袋港 W 站風玫瑰圖

2007/06/01-2007/06/30 PT-W
MEAN= 3.4m/s MAX= 8.2m/s(SSW) NO= 718(100%)
< 5 m/s:84% 5~10:16% 10~15: 0% >15: 0%
N~E: 8% E~S:25% S~W:54% W~N:12% Calm: 1%

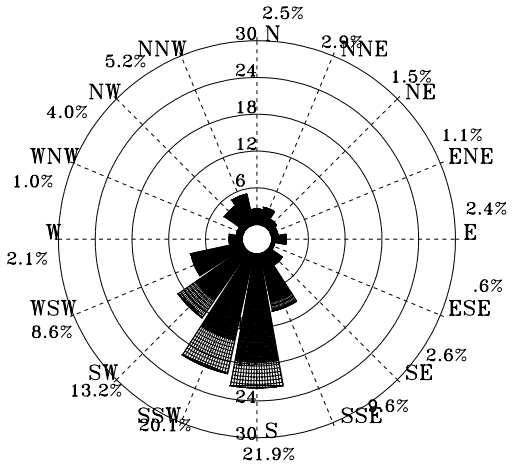


圖8.8.24 歷年 6月布袋港 W 站風玫瑰圖

.3 - 5m/s　　5 - 10m/s　　10 - 15m/s　　15 - 20m/s　　> 20m/s



| W443PTW0.RDB | Institute of Harbor & Marine Technology |
|---|---|

ROSWB.BAT(PLRWI2AV.FOR) 2008. 9 . 18

Rose Diagram of Wind

2007/07/01-2007/07/31 PT-W
MEAN= 3.0m/s MAX= 6.6m/s(SSE) NO= 743(100%)
< 5 m/s:92% 5~10: 8% 10~15: 0% >15: 0%
N~E: 8% E~S:21% S~W:51% W~N:20% Calm: 0%

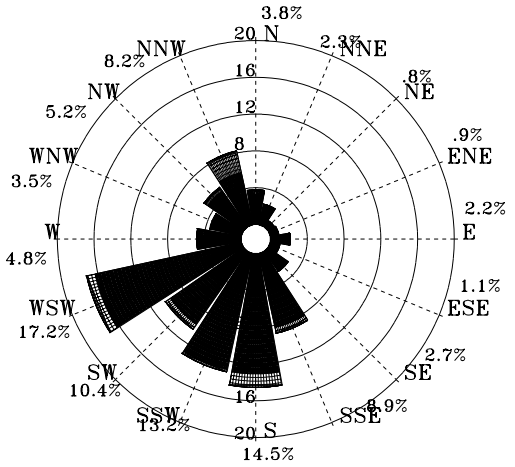


圖8.8.25 歷年 7月布袋港 W 站風玫瑰圖

2006/08/11-2007/08/31 PT-W
MEAN= 3.3m/s MAX=13.8m/s( W ) NO= 1234( 83%)
< 5 m/s:81% 5~10:18% 10~15: 1% >15: 0%
N~E:14% E~S:26% S~W:33% W~N:26% Calm: 1%

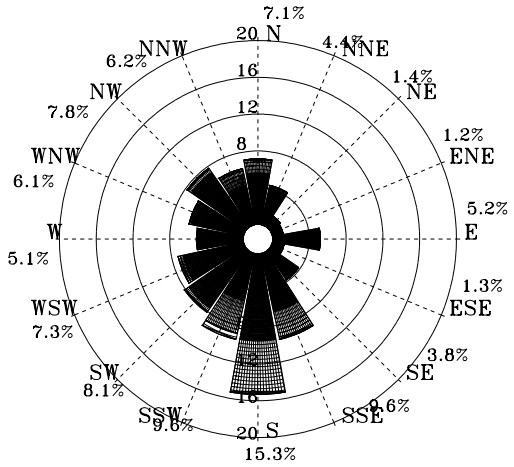


圖8.8.26 歷年 8月布袋港 W 站風玫瑰圖

2006/09/01-2007/09/06 PT-W
MEAN= 3.8m/s MAX=14.4m/s(WNW) NO= 852( 59%)
< 5 m/s:76% 5~10:21% 10~15: 3% >15: 0%
N~E:26% E~S:23% S~W:27% W~N:23% Calm: 1%

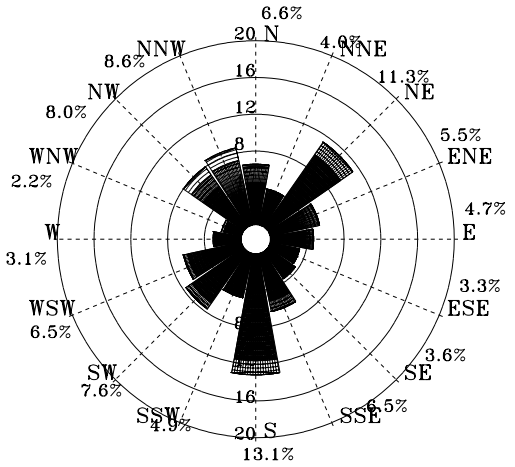


圖8.8.27 歷年 9月布袋港 W 站風玫瑰圖

2006/10/01-2007/10/31 PT-W
MEAN= 4.7m/s MAX=19.6m/s( N ) NO= 1485(100%)
< 5 m/s:58% 5~10:38% 10~15: 3% >15: 1%
N~E:51% E~S:11% S~W: 9% W~N:28% Calm: 1%

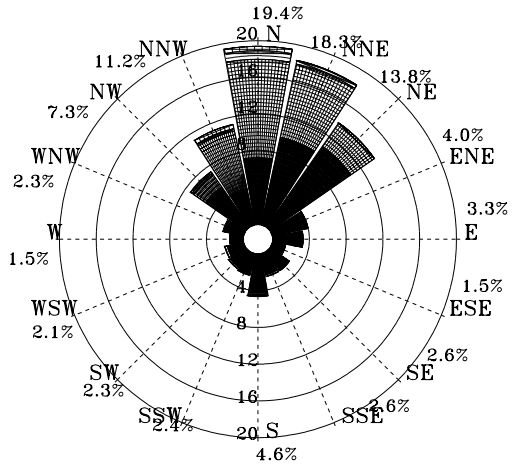


圖8.8.28 歷年10月布袋港 W 站風玫瑰圖

.3 - 5m/s　　5 - 10m/s　　10 - 15m/s　　15 - 20m/s　　> 20m/s



| W447PTW0.RDB | Institute of Harbor & Marine Technology |
|---|---|

ROSWB.BAT(PLRWI2AV.FOR) 2008. 9 . 18

Rose Diagram of Wind

2006/11/01-2007/11/30 PT-W

MEAN= 5.4m/s MAX=17.5m/s( N ) NO= 1440(100%)

< 5 m/s:50% 5~10:43% 10~15: 6% >15: 1%

N~E:61% E~S: 7% S~W: 4% W~N:28% Calm: 0%

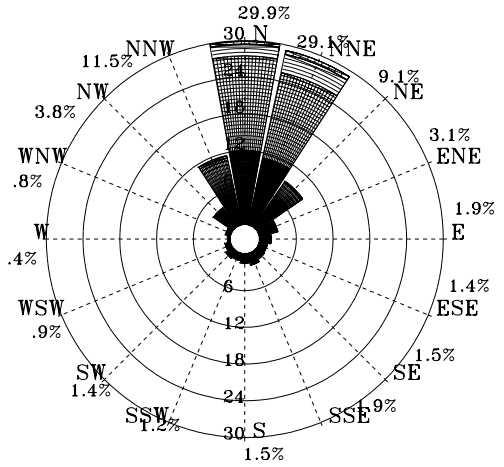


圖8.8.29 歷年11月布袋港 W 站風玫瑰圖

2006/12/01-2007/02/28 PT-W

MEAN= 5.8m/s MAX=14.0m/s( N ) NO= 2157(100%)

< 5 m/s:40% 5~10:53% 10~15: 7% >15: 0%

N~E:76% E~S: 2% S~W: 1% W~N:21% Calm: 0%

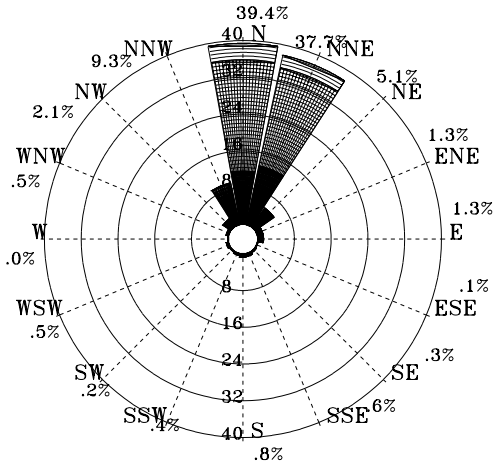


圖8.8.30 歷年冬季布袋港 W 站風玫瑰圖

2007/03/01-2007/05/31 PT-W

MEAN= 3.8m/s MAX=14.2m/s( N ) NO= 2206(100%)

< 5 m/s:73% 5~10:25% 10~15: 2% >15: 0%

N~E:40% E~S: 8% S~W:22% W~N:29% Calm: 1%

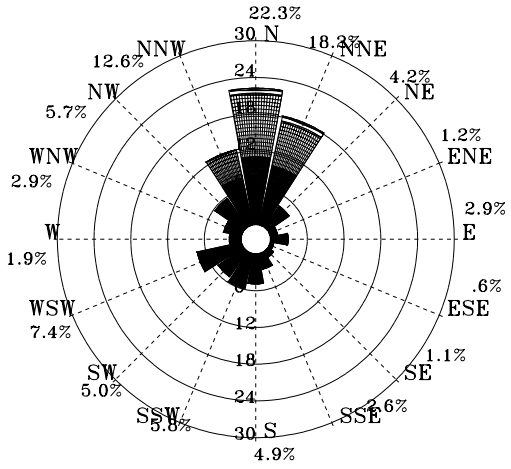


圖8.8.31 歷年春季布袋港 W 站風玫瑰圖

2006/08/11-2007/08/31 PT-W

MEAN= 3.2m/s MAX=13.8m/s( W ) NO= 2695( 91%)

< 5 m/s:84% 5~10:15% 10~15: 1% >15: 0%

N~E:11% E~S:24% S~W:44% W~N:20% Calm: 1%

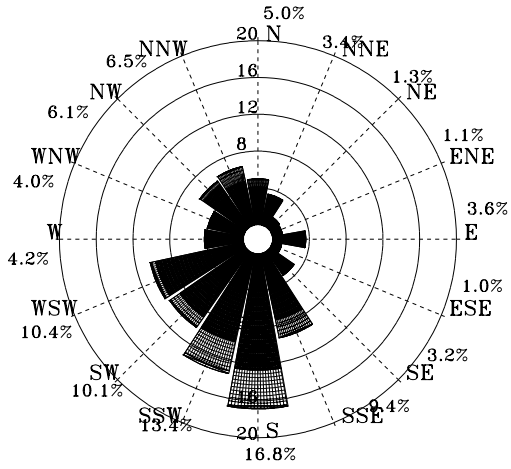


圖8.8.32 歷年夏季布袋港 W 站風玫瑰圖

.3 - 5m/s 5 - 10m/s 10 - 15m/s 15 - 20m/s > 20m/s

W44BPTW0.RDB | Institute of Harbor & Marine Technology

ROSWB.BAT(PLRWI2AV.FOR) 2008. 9 . 18

Rose Diagram of Wind

2006/09/01-2007/11/30 PT-W

MEAN= 4.8m/s MAX=19.6m/s( N ) NO= 3777( 86%)

< 5 m/s:59% 5~10:36% 10~15: 4% >15: 1%

N~E:49% E~S:12% S~W:11% W~N:27% Calm: 1%

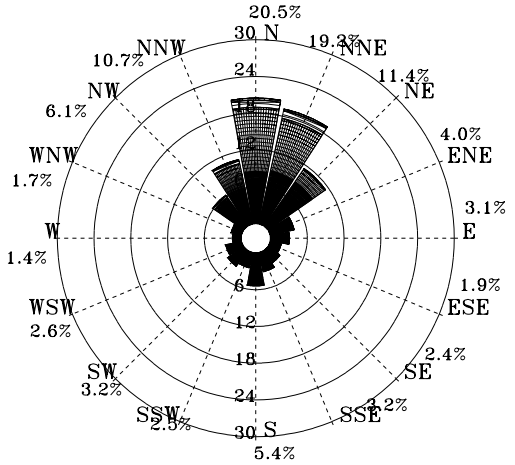


圖8.8.33 歷年秋季布袋港 W 站風玫瑰圖

2006/08/11-2007/11/30 PT-W

MEAN= 4.4m/s MAX=19.6m/s( N ) NO= 10835( 93%)

< 5 m/s:65% 5~10:32% 10~15: 3% >15: 0%

N~E:42% E~S:12% S~W:20% W~N:25% Calm: 1%

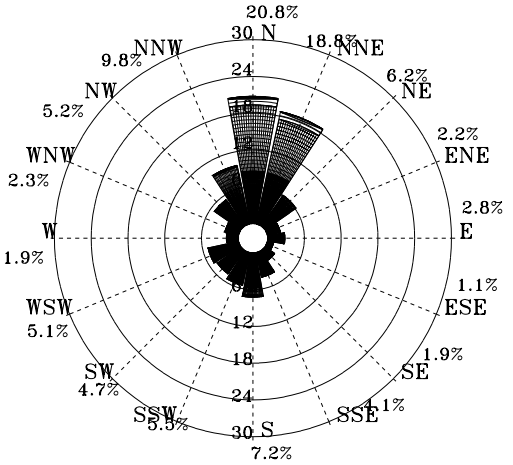


圖8.8.34 歷年全年布袋港 W 站風玫瑰圖

.3 - 5m/s 5 - 10m/s 10 - 15m/s 15 - 20m/s > 20m/s

W44FPTW0.RDB | Institute of Harbor & Marine Technology

ROSWB.BAT(PLRWI2AV.FOR) 2008. 9 . 18

# 第九章、2007年各港風向量圖

(基隆港)
(臺北港)
(臺中港)
(安平港)
(高雄港)
(花蓮港)
(蘇澳港)
(布袋港)

# 9.1　2007年基隆港風力向量圖

2006/12/01-2006/12/25 KL-1

MEAN= 5.0m/s MAX=15.3m/s(NNW) NO= 353( 47%)

< 5 m/s:50% 5~10:48% 10~15: 2% >15: 0%

N~E:82% E~S: 6% S~W: 3% W~N: 8% Calm: 1%

Vector Mean: 4.2m/s( NE)

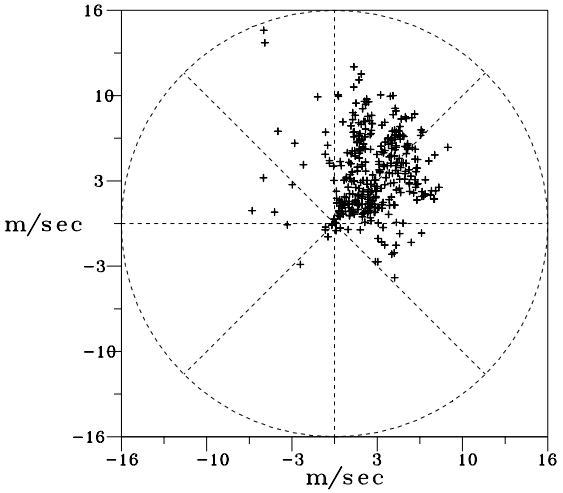


圖9.1.1 2006年12月基隆港1站風向量圖

2007/01/01-2007/01/31 KL-1

MEAN= 3.3m/s MAX= 9.5m/s( N ) NO= 52( 7%)

< 5 m/s:77% 5~10:23% 10~15: 0% >15: 0%

N~E:58% E~S: 8% S~W:19% W~N:13% Calm: 2%

Vector Mean: 2.4m/s(NNE)

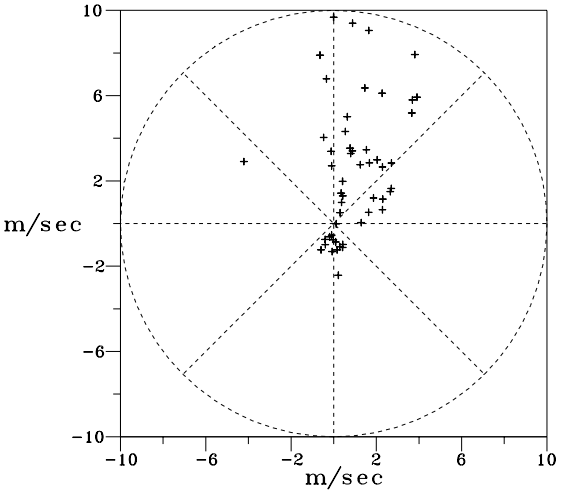


圖9.1.2 2007年 1月基隆港1站風向量圖

2007/02/01-2007/02/28 KL-1

MEAN= 3.2m/s MAX=10.8m/s( N ) NO= 672(100%)

< 5 m/s:78% 5~10:22% 10~15: 0% >15: 0%

N~E:50% E~S: 8% S~W:22% W~N:18% Calm: 2%

Vector Mean: 1.9m/s(NNE)

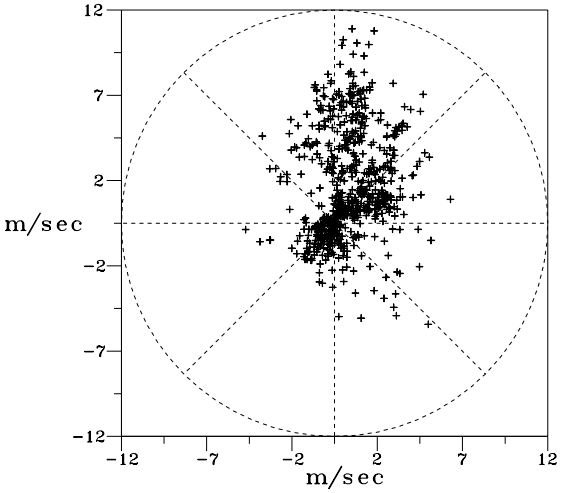


圖9.1.3 2007年 2月基隆港1站風向量圖

2007/03/01-2007/03/31 KL-1

MEAN= 3.5m/s MAX=11.8m/s(NNE) NO= 744(100%)

< 5 m/s:72% 5~10:27% 10~15: 1% >15: 0%

N~E:53% E~S: 7% S~W:24% W~N:15% Calm: 1%

Vector Mean: 2.2m/s(NNE)

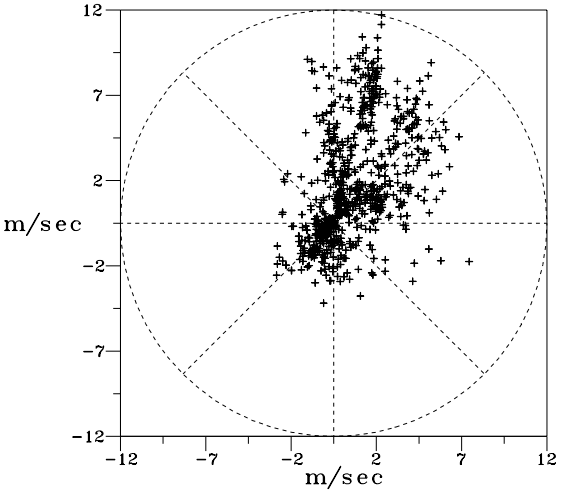


圖9.1.4 2007年 3月基隆港1站風向量圖

2007/04/01-2007/04/30 KL-1

MEAN= 3.5m/s MAX=13.4m/s( N ) NO= 720(100%)

< 5 m/s:74% 5~10:24% 10~15: 2% >15: 0%

N~E:55% E~S: 9% S~W:19% W~N:16% Calm: 1%

Vector Mean: 2.0m/s(NNE)

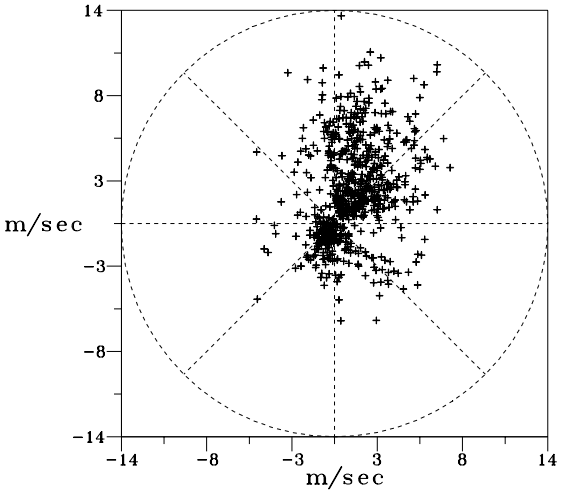


圖9.1.5 2007年 4月基隆港1站風向量圖

2007/05/01-2007/05/31 KL-1

MEAN= 2.3m/s MAX= 8.5m/s( NE) NO= 744(100%)

< 5 m/s:94% 5~10: 6% 10~15: 0% >15: 0%

N~E:40% E~S:13% S~W:34% W~N:11% Calm: 2%

Vector Mean: .4m/s(ENE)

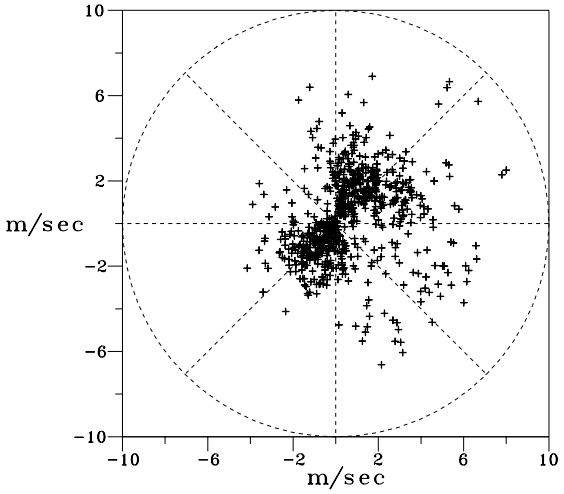


圖9.1.6 2007年 5月基隆港1站風向量圖

2007/06/01-2007/06/30 KL-1

MEAN= 1.7m/s MAX= 6.9m/s(ENE) NO= 720(100%)

< 5 m/s:99% 5~10: 1% 10~15: 0% >15: 0%

N~E:38% E~S: 8% S~W:33% W~N:18% Calm: 3%

Vector Mean: .4m/s( N )

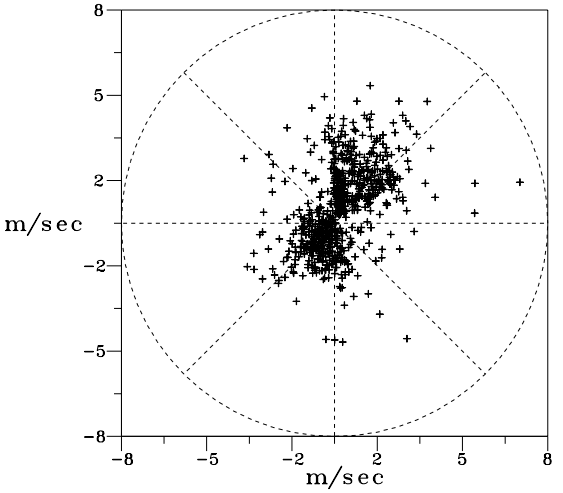


圖9.1.7 2007年 6月基隆港1站風向量圖

2007/07/01-2007/07/31 KL-1

MEAN= 2.4m/s MAX= 6.6m/s( NW) NO= 744(100%)

< 5 m/s:97% 5~10: 3% 10~15: 0% >15: 0%

N~E:31% E~S: 9% S~W:49% W~N:10% Calm: 1%

Vector Mean: .3m/s(CAL)

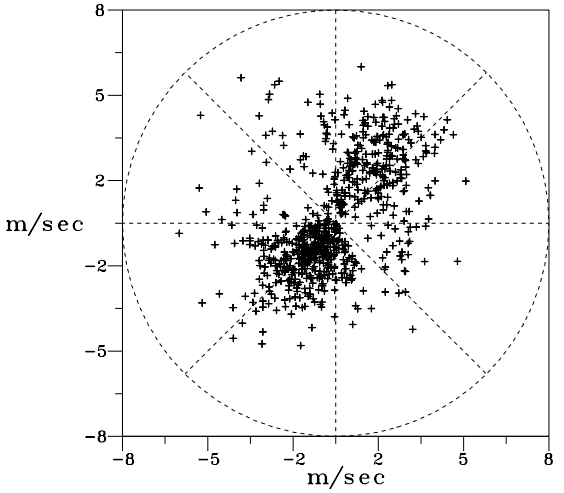


圖9.1.8 2007年 7月基隆港1站風向量圖

2007/08/01-2007/08/31 KL-1

MEAN= 3.2m/s MAX=15.2m/s(ESE) NO= 744(100%)

< 5 m/s:86% 5~10:11% 10~15: 3% >15: 0%

N~E:32% E~S:21% S~W:41% W~N: 5% Calm: 1%

Vector Mean: 1.1m/s(ESE)

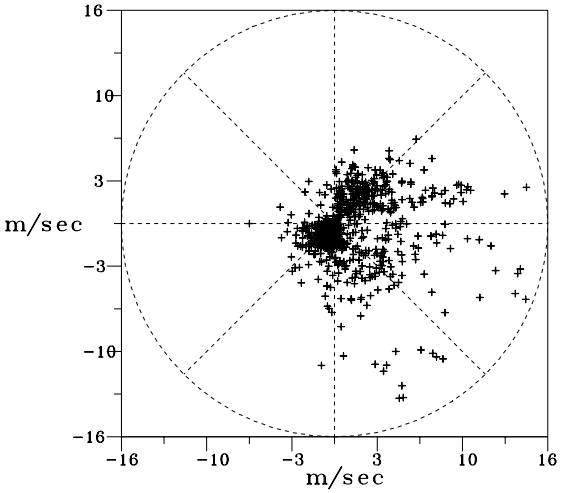


圖9.1.9 2007年 8月基隆港1站風向量圖

2007/09/01-2007/09/30 KL-1

MEAN= 3.7m/s MAX=12.8m/s(NNE) NO= 720(100%)

< 5 m/s:77% 5~10:20% 10~15: 3% >15: 0%

N~E:60% E~S: 9% S~W:18% W~N:12% Calm: 1%

Vector Mean: 2.2m/s( NE)

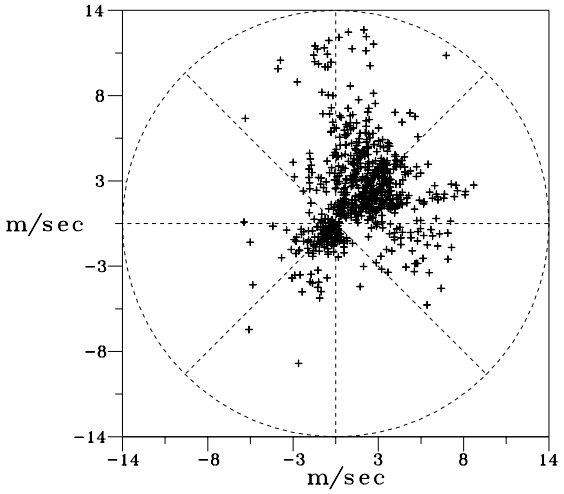


圖9.1.10 2007年 9月基隆港1站風向量圖

2007/10/01-2007/10/29 KL-1

MEAN= 4.2m/s MAX=26.9m/s( N ) NO= 660( 89%)

< 5 m/s:66% 5~10:30% 10~15: 2% >15: 2%

N~E:78% E~S: 5% S~W: 8% W~N: 8% Calm: 1%

Vector Mean: 3.5m/s(NNE)

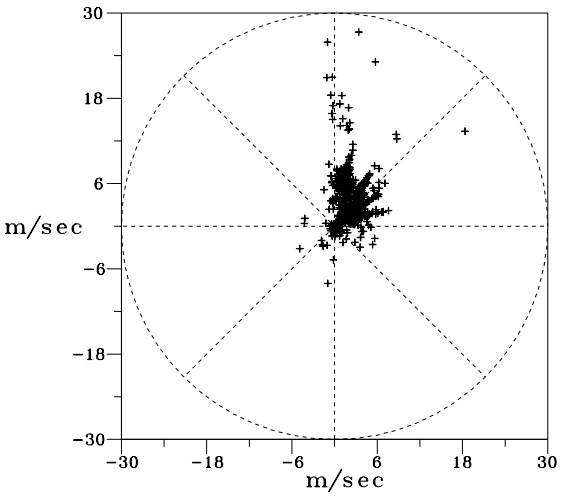


圖9.1.11 2007年10月基隆港1站風向量圖

2007/11/01-2007/11/30 KL-1

MEAN= 5.8m/s MAX=15.2m/s( N ) NO= 710( 99%)

< 5 m/s:35% 5~10:55% 10~15:10% >15: 0%

N~E:84% E~S: 3% S~W: 0% W~N:11% Calm: 2%

Vector Mean: 5.3m/s(NNE)

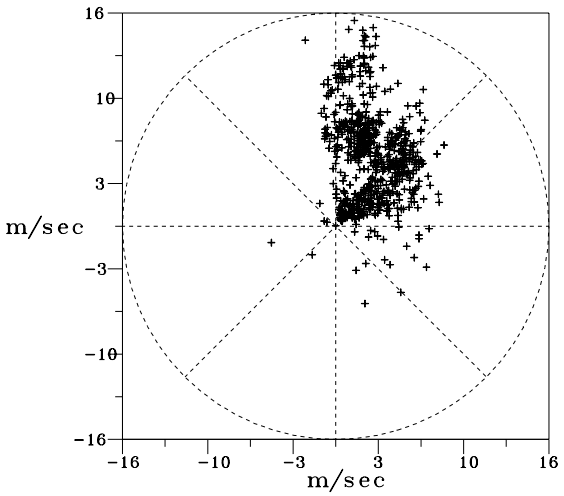


圖9.1.12 2007年11月基隆港1站風向量圖

2006/12/01-2007/02/28 KL-1

MEAN= 3.8m/s MAX=15.3m/s(NNW) NO= 1077( 50%)

< 5 m/s:69% 5~10:30% 10~15: 1% >15: 0%

N~E:61% E~S: 7% S~W:16% W~N:15% Calm: 1%

Vector Mean: 2.6m/s(NNE)

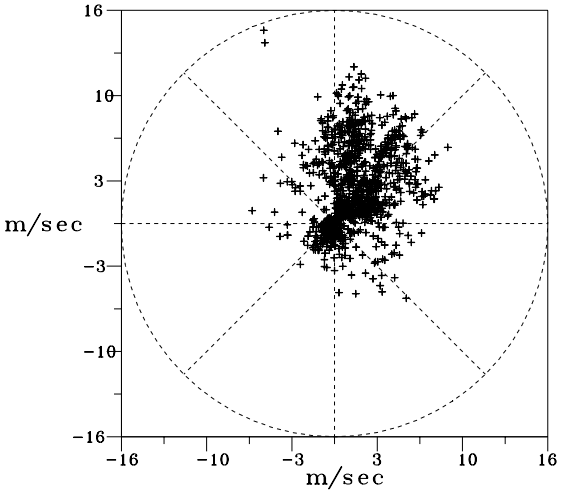


圖9.1.13 2007年冬季基隆港1站風向量圖

2007/03/01-2007/05/31 KL-1

MEAN= 3.1m/s MAX=13.4m/s( N ) NO= 2208(100%)

< 5 m/s:80% 5~10:19% 10~15: 1% >15: 0%

N~E:49% E~S:10% S~W:26% W~N:14% Calm: 1%

Vector Mean: 1.5m/s(NNE)

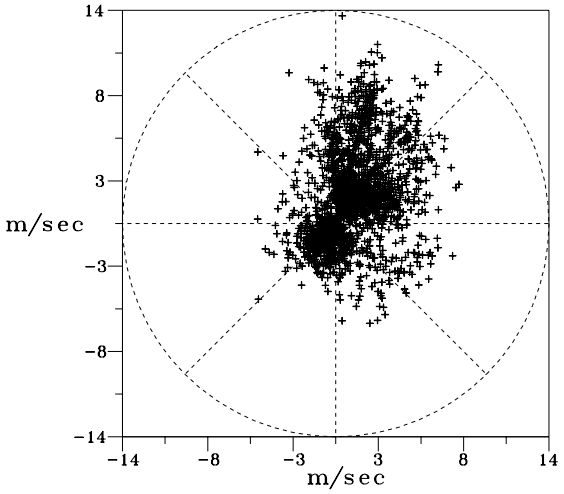


圖9.1.14 2007年春季基隆港1站風向量圖

2007/06/01-2007/08/31 KL-1

MEAN= 2.4m/s MAX=15.2m/s(ESE) NO= 2208(100%)

< 5 m/s:94% 5~10: 5% 10~15: 1% >15: 0%

N~E:34% E~S:13% S~W:40% W~N:11% Calm: 2%

Vector Mean: .2m/s(CAL)

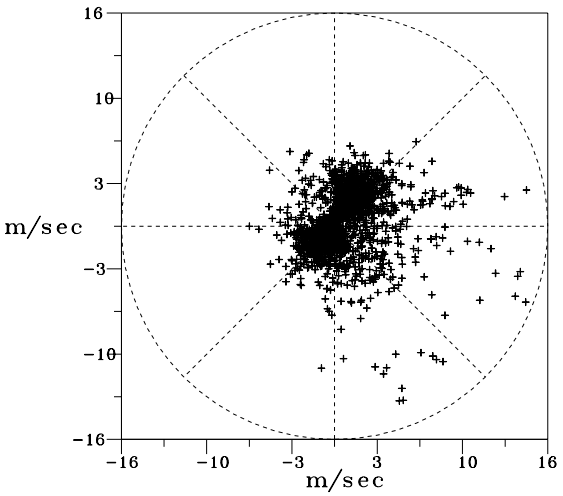


圖9.1.15 2007年夏季基隆港1站風向量圖

2007/09/01-2007/11/30 KL-1

MEAN= 4.6m/s MAX=26.9m/s( N ) NO= 2090( 96%)

< 5 m/s:59% 5~10:35% 10~15: 5% >15: 1%

N~E:75% E~S: 5% S~W: 9% W~N:10% Calm: 1%

Vector Mean: 3.6m/s(NNE)

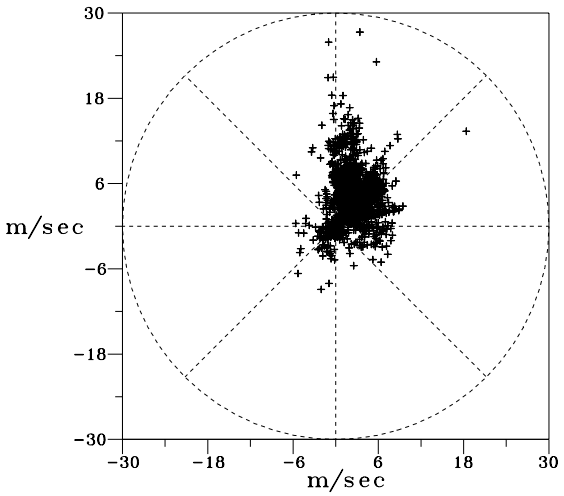


圖9.1.16 2007年秋季基隆港1站風向量圖

2006/12/01-2007/11/30 KL-1

MEAN= 3.4m/s MAX=26.9m/s( N ) NO= 7583( 87%)

< 5 m/s:77% 5~10:21% 10~15: 2% >15: 0%

N~E:54% E~S: 9% S~W:24% W~N:12% Calm: 1%

Vector Mean: 1.8m/s(NNE)

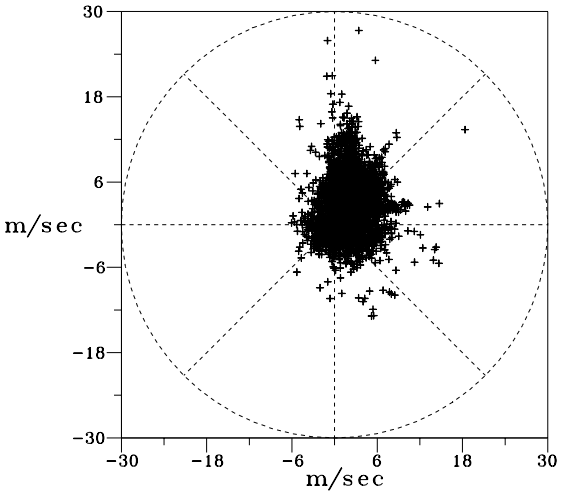


圖9.1.17 2007年全年基隆港1站風向量圖

2006/12/01-2006/12/31 KL-W

MEAN= 4.2m/s MAX=10.2m/s( N ) NO= 730( 98%)

< 5 m/s:63% 5~10:37% 10~15: 0% >15: 0%

N~E:83% E~S: 6% S~W: 5% W~N: 4% Calm: 2%

Vector Mean: 3.7m/s( NE)

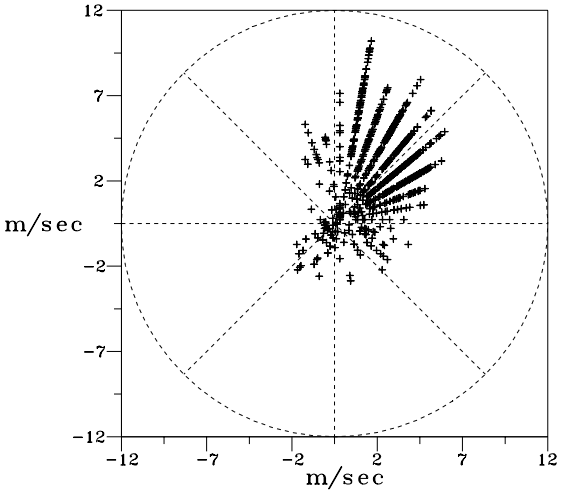


圖9.1.18 2006年12月基隆港 W 站風向量圖

2007/01/01-2007/01/31 KL-W

MEAN= 3.6m/s MAX=10.7m/s( N ) NO= 742(100%)

< 5 m/s:74% 5~10:26% 10~15: 0% >15: 0%

N~E:76% E~S: 3% S~W:12% W~N: 7% Calm: 2%

Vector Mean: 3.0m/s(NNE)

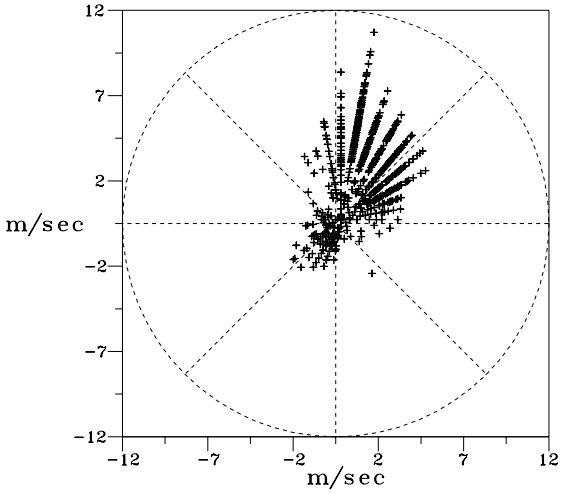


圖9.1.19 2007年 1月基隆港 W 站風向量圖

2007/02/01-2007/02/28 KL-W

MEAN= 2.7m/s MAX= 9.3m/s( N ) NO= 672(100%)

< 5 m/s:89% 5~10:11% 10~15: 0% >15: 0%

N~E:54% E~S: 7% S~W:24% W~N:12% Calm: 3%

Vector Mean: 1.5m/s(NNE)

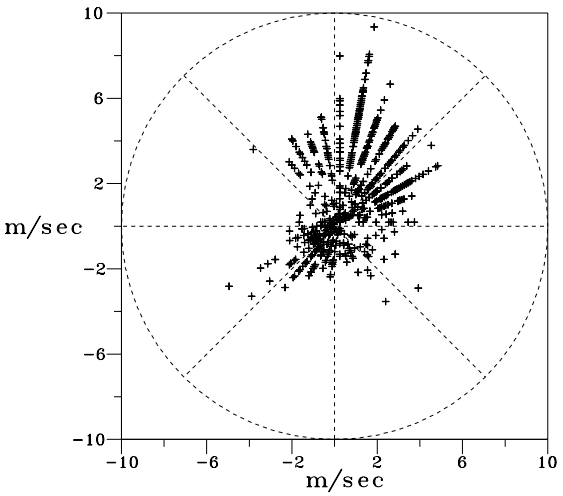


圖9.1.20 2007年 2月基隆港 W 站風向量圖

2007/03/01-2007/03/31 KL-W

MEAN= 2.9m/s MAX= 7.8m/s(NNE) NO= 743(100%)

< 5 m/s:83% 5~10:17% 10~15: 0% >15: 0%

N~E:57% E~S: 6% S~W:25% W~N: 8% Calm: 4%

Vector Mean: 1.7m/s(NNE)

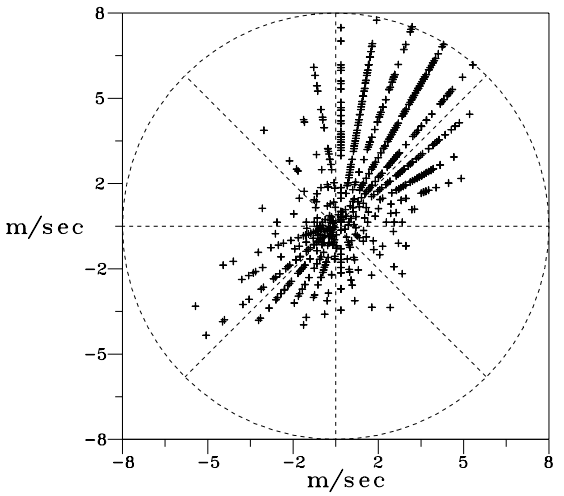


圖9.1.21 2007年 3月基隆港 W 站風向量圖

## Distribution of Wind Vector

2007/04/01-2007/04/30 KL-W

MEAN= 2.7m/s MAX=11.8m/s( N ) NO= 720(100%)

< 5 m/s:88% 5~10:12% 10~15: 0% >15: 0%

N~E:56% E~S:10% S~W:20% W~N: 8% Calm: 6%

Vector Mean: 1.6m/s(NNE)

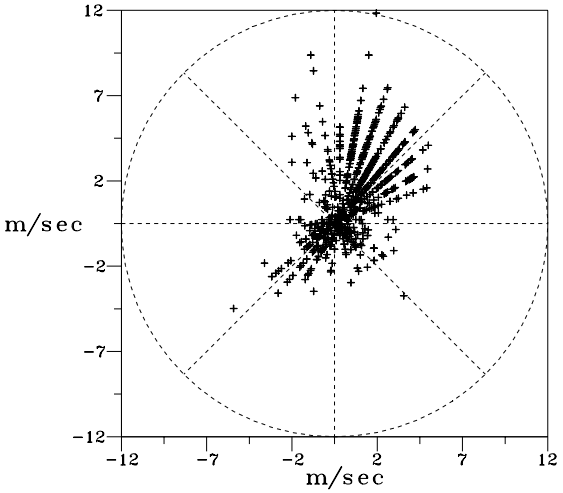


圖9.1.22 2007年 4月基隆港 W 站風向量圖

2007/05/01-2007/05/31 KL-W

MEAN= 2.1m/s MAX= 6.5m/s( N ) NO= 744(100%)

< 5 m/s:98% 5~10: 2% 10~15: 0% >15: 0%

N~E:38% E~S:12% S~W:37% W~N: 6% Calm: 7%

Vector Mean: .2m/s(CAL)

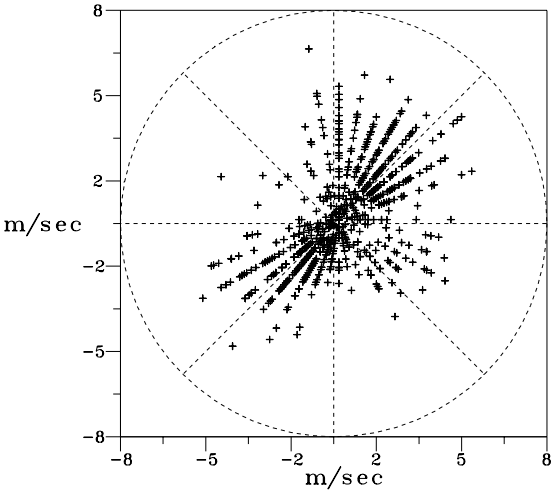


圖9.1.23 2007年 5月基隆港 W 站風向量圖

2007/06/01-2007/06/30 KL-W

MEAN= 1.7m/s MAX= 6.3m/s(NNE) NO= 710( 99%)

< 5 m/s:99% 5~10: 1% 10~15: 0% >15: 0%

N~E:36% E~S: 4% S~W:36% W~N:10% Calm:14%

Vector Mean: .4m/s( N )

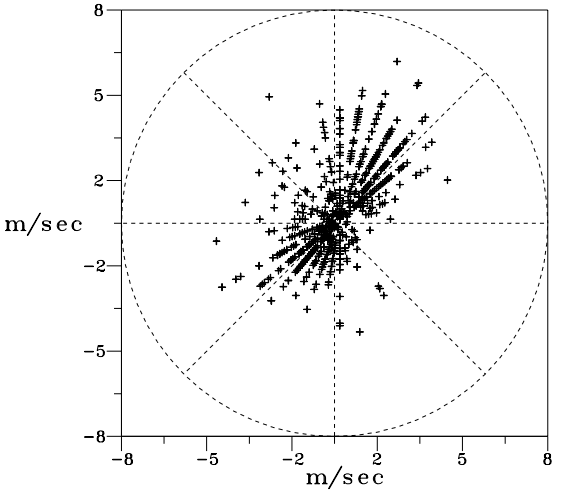


圖9.1.24 2007年 6月基隆港 W 站風向量圖

2007/07/01-2007/07/31 KL-W

MEAN= 2.5m/s MAX=11.0m/s( NE) NO= 742(100%)

< 5 m/s:95% 5~10: 5% 10~15: 0% >15: 0%

N~E:30% E~S: 8% S~W:50% W~N: 8% Calm: 4%

Vector Mean: .4m/s( W )

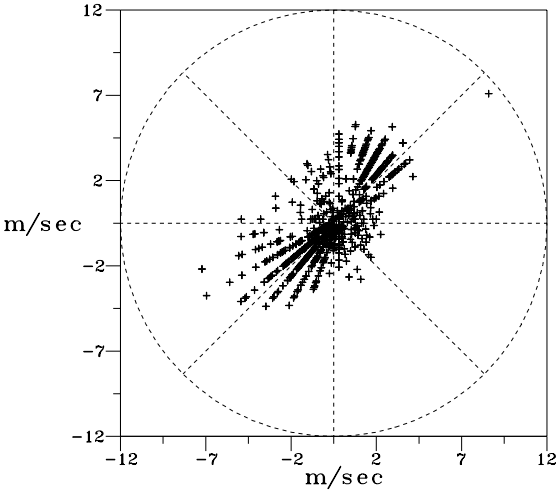


圖9.1.25 2007年 7月基隆港 W 站風向量圖

2007/08/01-2007/08/31 KL-W

MEAN= 2.9m/s MAX=10.5m/s(ENE) NO= 744(100%)

< 5 m/s:85% 5~10:14% 10~15: 1% >15: 0%

N~E:32% E~S:19% S~W:42% W~N: 4% Calm: 3%

Vector Mean: .7m/s(ESE)

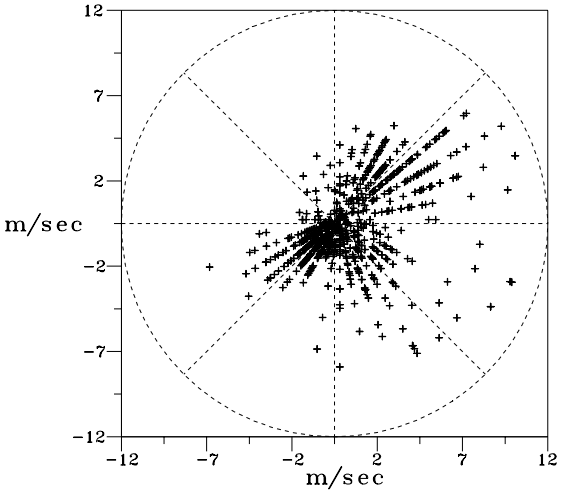


圖9.1.26 2007年 8月基隆港 W 站風向量圖

2007/09/01-2007/09/30 KL-W

MEAN= 3.3m/s MAX=10.4m/s( N ) NO= 716( 99%)

< 5 m/s:84% 5~10:16% 10~15: 0% >15: 0%

N~E:64% E~S: 8% S~W:18% W~N: 6% Calm: 4%

Vector Mean: 2.0m/s( NE)

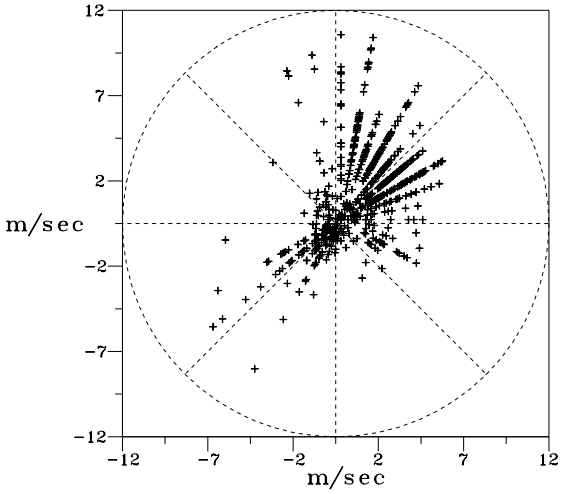


圖9.1.27 2007年 9月基隆港 W 站風向量圖

2007/10/01-2007/10/31 KL-W

MEAN= 3.9m/s MAX=22.8m/s( N ) NO= 743(100%)

< 5 m/s:77% 5~10:19% 10~15: 2% >15: 2%

N~E:85% E~S: 4% S~W: 7% W~N: 1% Calm: 3%

Vector Mean: 3.4m/s(NNE)

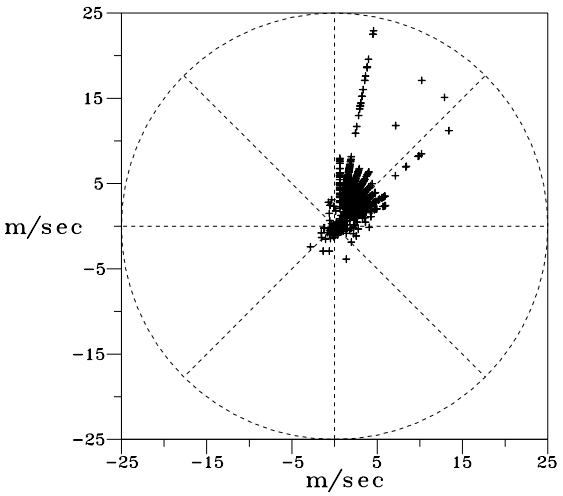


圖9.1.28 2007年10月基隆港 W 站風向量圖

2007/11/01-2007/11/30 KL-W

MEAN= 4.8m/s MAX=13.9m/s( N ) NO= 720(100%)

< 5 m/s:53% 5~10:44% 10~15: 3% >15: 0%

N~E:92% E~S: 3% S~W: 1% W~N: 1% Calm: 3%

Vector Mean: 4.5m/s(NNE)

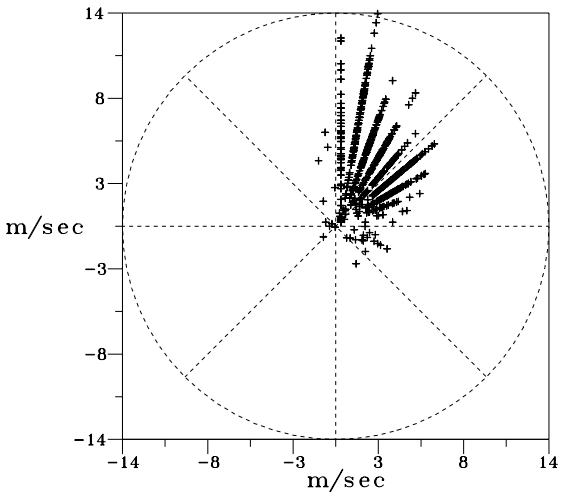


圖9.1.29 2007年11月基隆港 W 站風向量圖

2006/12/01-2007/02/28 KL-W

MEAN= 3.5m/s MAX=10.7m/s( N ) NO= 2144( 99%)

< 5 m/s:75% 5~10:25% 10~15: 0% >15: 0%

N~E:73% E~S: 5% S~W:13% W~N: 7% Calm: 2%

Vector Mean: 2.7m/s(NNE)

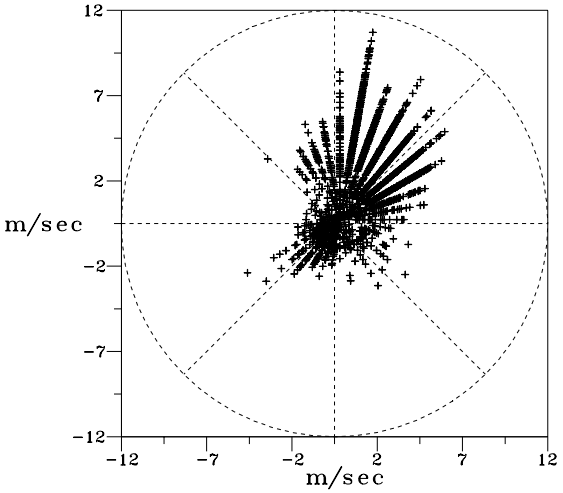


圖9.1.30 2007年冬季基隆港 W 站風向量圖

2007/03/01-2007/05/31 KL-W

MEAN= 2.6m/s MAX=11.8m/s( N ) NO= 2207(100%)

< 5 m/s:89% 5~10:11% 10~15: 0% >15: 0%

N~E:50% E~S: 9% S~W:27% W~N: 8% Calm: 6%

Vector Mean: 1.1m/s(NNE)

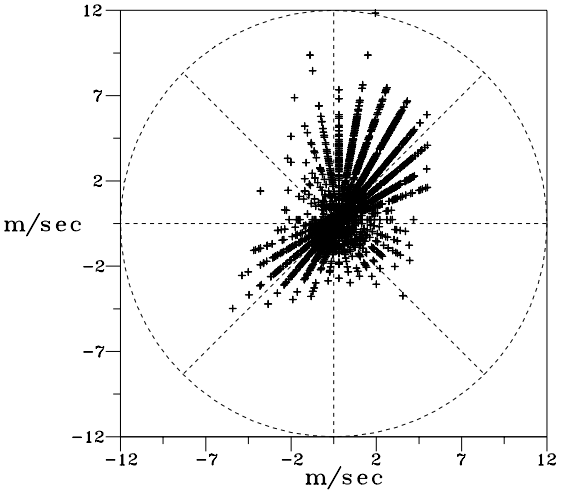


圖9.1.31 2007年春季基隆港 W 站風向量圖

2007/06/01-2007/08/31 KL-W

MEAN= 2.4m/s MAX=11.0m/s( NE) NO= 2196( 99%)

< 5 m/s:93% 5~10: 7% 10~15: 0% >15: 0%

N~E:32% E~S:10% S~W:44% W~N: 7% Calm: 7%

Vector Mean: .1m/s(CAL)

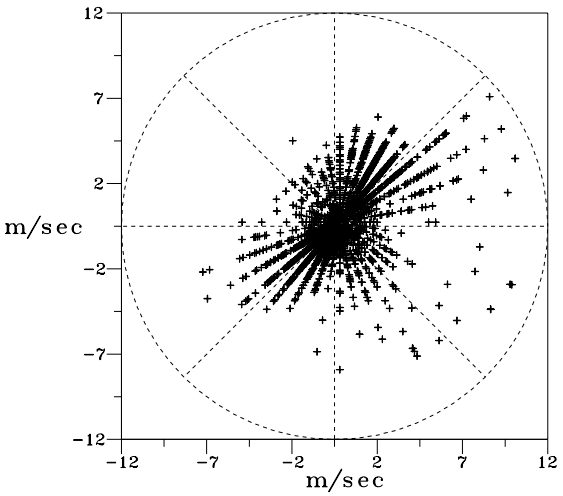


圖9.1.32 2007年夏季基隆港 W 站風向量圖

2007/09/01-2007/11/30 KL-W

MEAN= 4.0m/s MAX=22.8m/s( N ) NO= 2179(100%)

< 5 m/s:71% 5~10:26% 10~15: 2% >15: 1%

N~E:80% E~S: 5% S~W: 9% W~N: 3% Calm: 3%

Vector Mean: 3.3m/s(NNE)

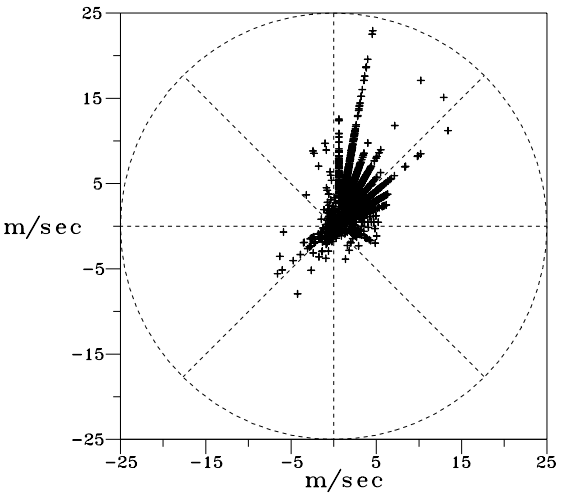


圖9.1.33 2007年秋季基隆港 W 站風向量圖

2006/12/01-2007/11/30 KL-W

MEAN= 3.1m/s MAX=22.8m/s( N ) NO= 8726(100%)

< 5 m/s:82% 5~10:17% 10~15: 1% >15: 0%

N~E:59% E~S: 7% S~W:23% W~N: 6% Calm: 5%

Vector Mean: 1.8m/s(NNE)

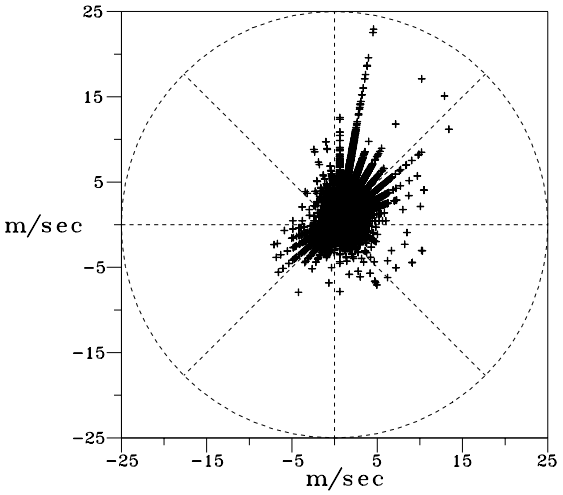


圖 9.1.34 2007年全年基隆港 W 站風向量圖

## 9.2　2007年臺北港風力向量圖

2006/12/01-2006/12/31 TP-1

MEAN= 9.9m/s MAX=18.6m/s( NE) NO= 744(100%)

< 5 m/s:12% 5~10:35% 10~15:49% >15: 4%

N~E:84% E~S:12% S~W: 1% W~N: 3% Calm: 0%

Vector Mean: 9.0m/s(ENE)

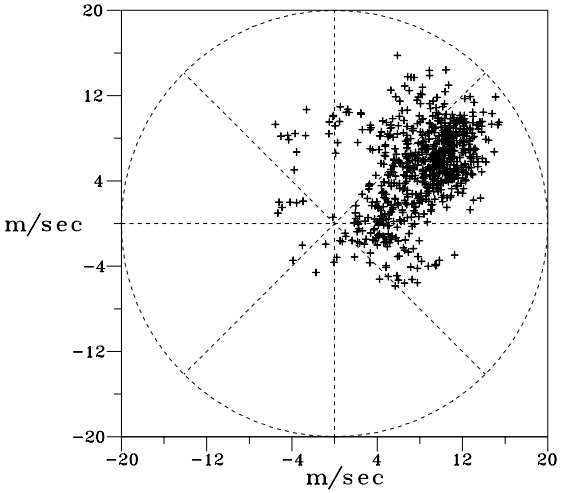


圖9.2.1 2006年12月臺北港1站風向量圖

2007/01/01-2007/01/31 TP-1

MEAN= 9.2m/s MAX=18.4m/s( NE) NO= 740( 99%)

< 5 m/s:14% 5~10:39% 10~15:46% >15: 1%

N~E:84% E~S:12% S~W: 1% W~N: 3% Calm: 0%

Vector Mean: 8.4m/s( NE)

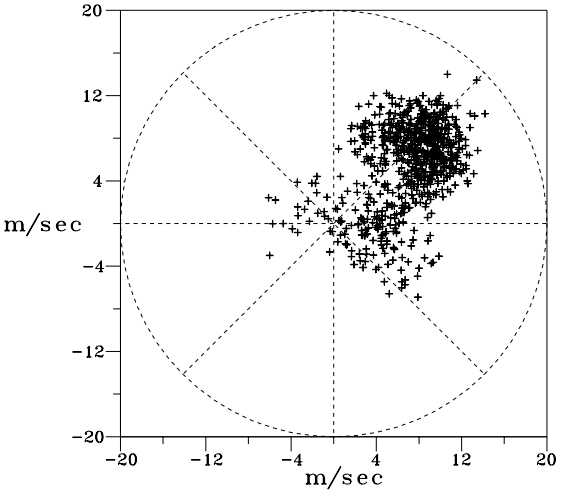


圖9.2.2 2007年 1月臺北港1站風向量圖

2007/02/01-2007/02/28 TP-1

MEAN= 6.7m/s MAX=17.4m/s(ENE) NO= 646( 96%)

< 5 m/s:40% 5~10:36% 10~15:23% >15: 1%

N~E:62% E~S:18% S~W: 7% W~N:11% Calm: 2%

Vector Mean: 5.0m/s( NE)

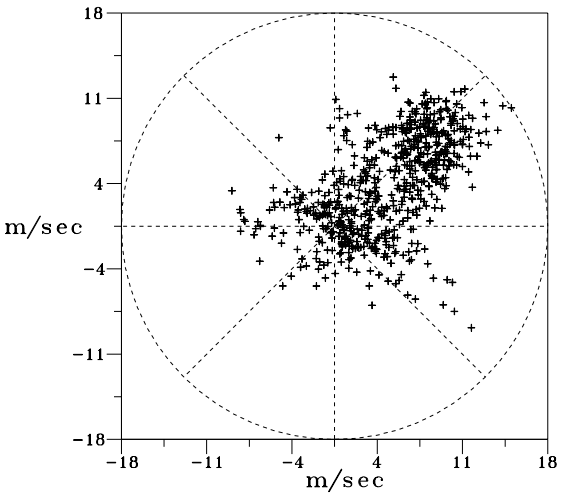


圖9.2.3 2007年 2月臺北港1站風向量圖

2007/03/01-2007/03/11 TP-1

MEAN= 8.1m/s MAX=16.1m/s( NE) NO= 215( 29%)

< 5 m/s:35% 5~10:18% 10~15:44% >15: 3%

N~E:77% E~S: 7% S~W: 7% W~N: 7% Calm: 2%

Vector Mean: 7.1m/s( NE)

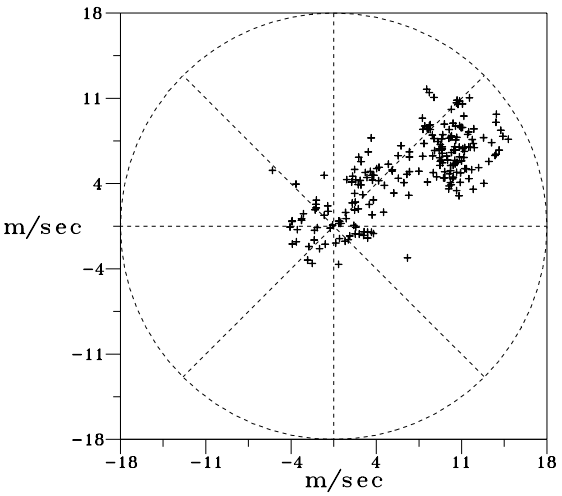


圖9.2.4 2007年 3月臺北港1站風向量圖

2007/05/11-2007/05/15 TP-1

MEAN= 6.3m/s MAX=13.1m/s(ENE) NO= 92( 12%)

< 5 m/s:44% 5~10:34% 10~15:22% >15: 0%

N~E:53% E~S:17% S~W:14% W~N:16% Calm: 0%

Vector Mean: 3.3m/s(ENE)

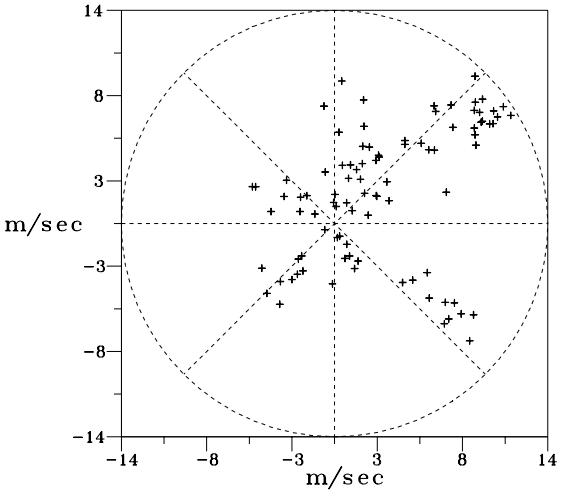


圖9.2.5 2007年 5月臺北港1站風向量圖

2007/06/03-2007/06/27 TP-1

MEAN= 3.9m/s MAX=17.8m/s( NE) NO= 362( 50%)

< 5 m/s:73% 5~10:22% 10~15: 5% >15: 0%

N~E:25% E~S:25% S~W:24% W~N:26% Calm: 0%

Vector Mean: 1.1m/s( W )

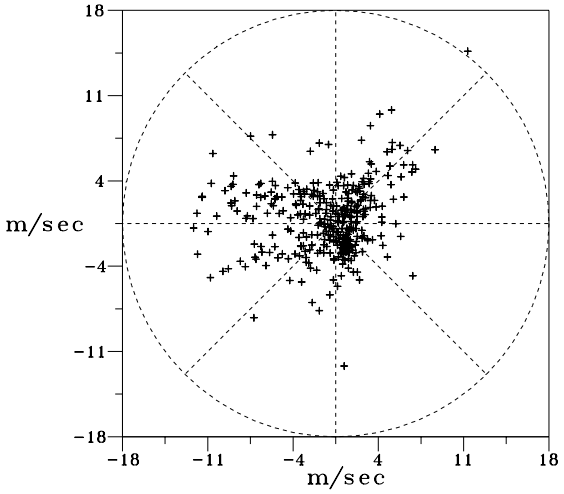


圖9.2.6 2007年 6月臺北港1站風向量圖

2007/07/03-2007/07/31 TP-1

MEAN= 5.4m/s MAX=16.9m/s( W ) NO= 405( 54%)

< 5 m/s:52% 5~10:39% 10~15: 9% >15: 0%

N~E: 8% E~S:23% S~W:38% W~N:31% Calm: 0%

Vector Mean: 2.8m/s(WSW)

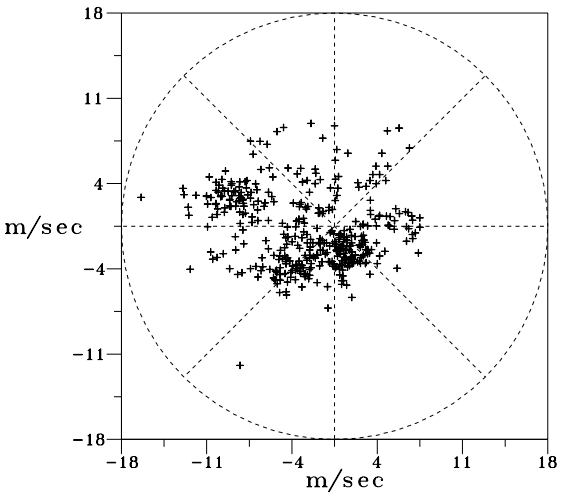


圖9.2.7 2007年 7月臺北港1站風向量圖

2007/08/01-2007/08/31 TP-1

MEAN= 4.9m/s MAX=21.3m/s( E ) NO= 669( 90%)

< 5 m/s:62% 5~10:29% 10~15: 7% >15: 2%

N~E:32% E~S:33% S~W:23% W~N:11% Calm: 1%

Vector Mean: 2.0m/s( E )

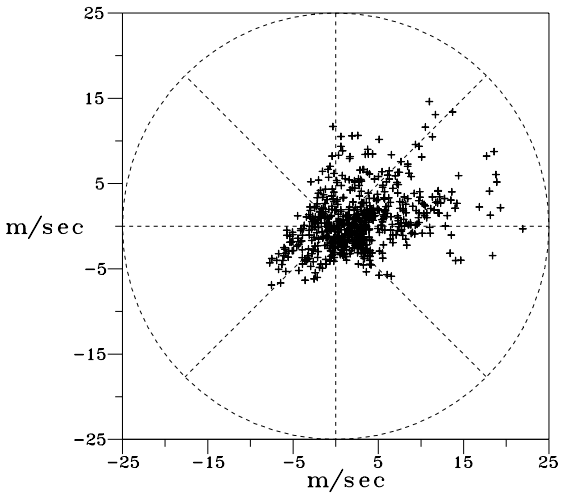


圖9.2.8 2007年 8月臺北港1站風向量圖

2007/09/01-2007/09/30 TP-1

MEAN= 6.8m/s MAX=23.4m/s( SW) NO= 638( 89%)

< 5 m/s:37% 5~10:46% 10~15:14% >15: 3%

N~E:65% E~S:14% S~W: 5% W~N:16% Calm: 0%

Vector Mean: 4.2m/s(NNE)

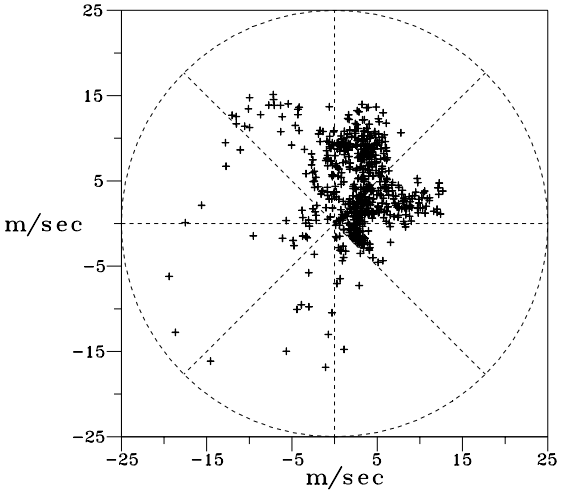


圖9.2.9 2007年 9月臺北港1站風向量圖

2007/10/01-2007/10/31 TP-1

MEAN= 9.9m/s MAX=33.4m/s(NNE) NO= 744(100%)

< 5 m/s:11% 5~10:41% 10~15:42% >15: 6%

N~E:85% E~S: 9% S~W: 5% W~N: 1% Calm: 0%

Vector Mean: 8.5m/s( NE)

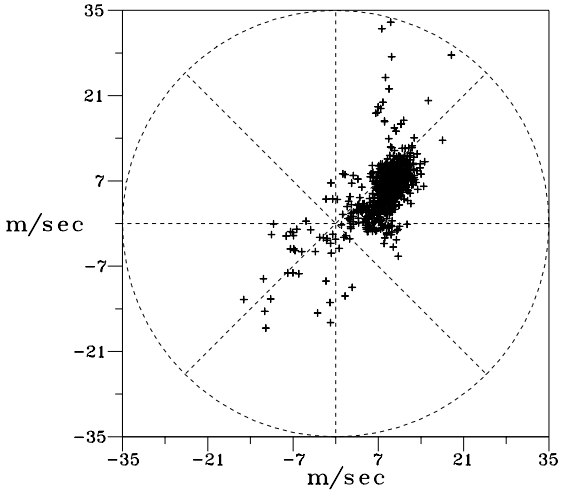


圖9.2.10 2007年10月臺北港1站風向量圖

2007/11/01-2007/11/25 TP-1

MEAN=11.1m/s MAX=20.6m/s( NE) NO= 581( 81%)

< 5 m/s: 2% 5~10:31% 10~15:62% >15: 5%

N~E:97% E~S: 3% S~W: 0% W~N: 0% Calm: 0%

Vector Mean:10.9m/s( NE)

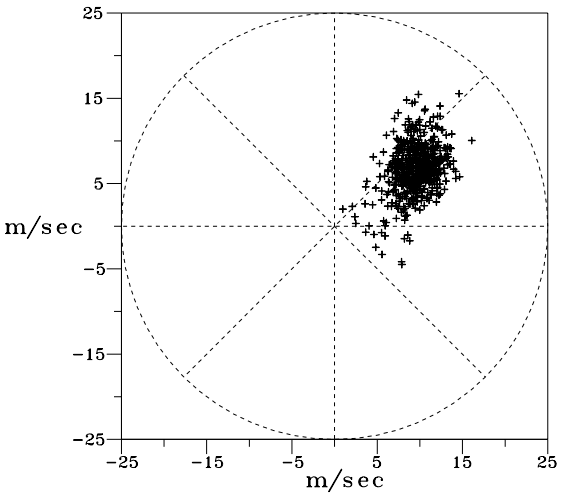


圖9.2.11 2007年11月臺北港1站風向量圖

2006/12/01-2007/02/28 TP-1

MEAN= 8.7m/s MAX=18.6m/s( NE) NO= 2130( 99%)

< 5 m/s:21% 5~10:37% 10~15:40% >15: 2%

N~E:77% E~S:14% S~W: 3% W~N: 5% Calm: 1%

Vector Mean: 7.6m/s( NE)

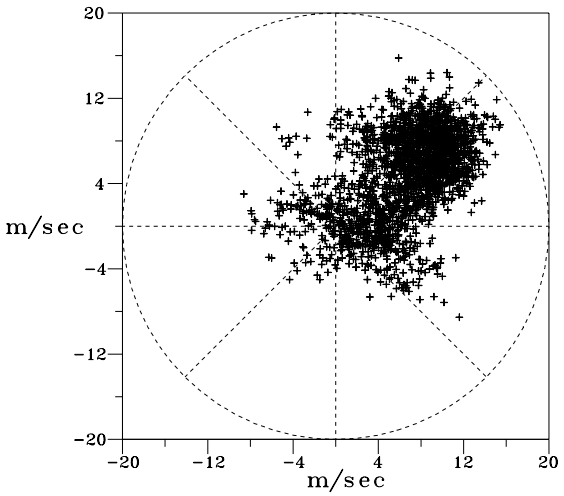


圖9.2.12 2007年冬季臺北港1站風向量圖

2007/03/01-2007/05/15 TP-1

MEAN= 7.6m/s MAX=16.1m/s( NE) NO= 307( 14%)

< 5 m/s:38% 5~10:22% 10~15:38% >15: 2%

N~E:70% E~S:10% S~W: 9% W~N:10% Calm: 1%

Vector Mean: 6.0m/s( NE)

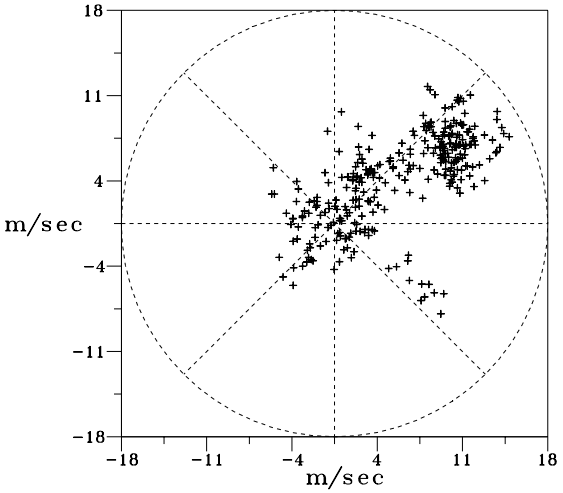


圖9.2.13 2007年春季臺北港1站風向量圖

2007/06/03-2007/08/31 TP-1

MEAN= 4.8m/s MAX=21.3m/s( E ) NO= 1436( 65%)

< 5 m/s:62% 5~10:30% 10~15: 7% >15: 1%

N~E:23% E~S:29% S~W:28% W~N:20% Calm: 0%

Vector Mean: .2m/s(CAL)

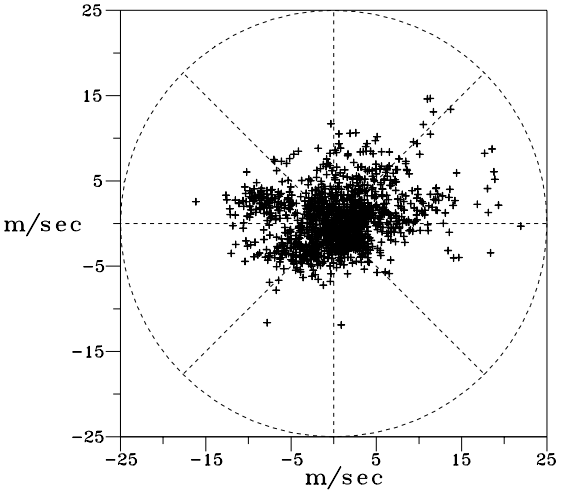


圖9.2.14 2007年夏季臺北港1站風向量圖

2007/09/01-2007/11/25 TP-1

MEAN= 9.2m/s MAX=33.4m/s(NNE) NO= 1963( 90%)

< 5 m/s:17% 5~10:39% 10~15:39% >15: 5%

N~E:83% E~S: 9% S~W: 3% W~N: 5% Calm: 0%

Vector Mean: 7.7m/s( NE)

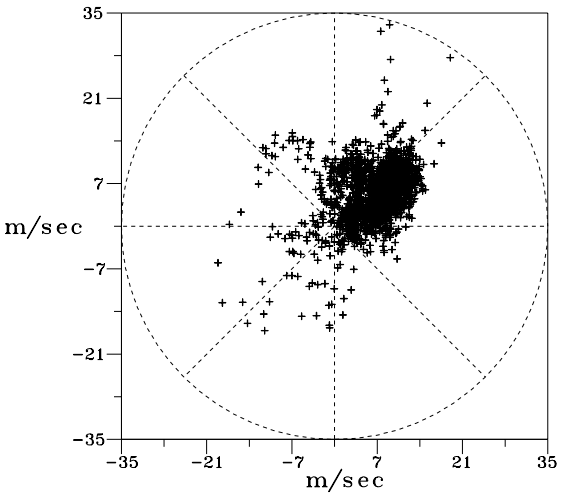


圖9.2.15 2007年秋季臺北港1站風向量圖

2006/12/01-2007/11/25 TP-1

MEAN= 7.9m/s MAX=33.4m/s(NNE) NO= 5836( 67%)

< 5 m/s:31% 5~10:35% 10~15:31% >15: 3%

N~E:66% E~S:16% S~W: 9% W~N: 9% Calm: 0%

Vector Mean: 5.6m/s( NE)

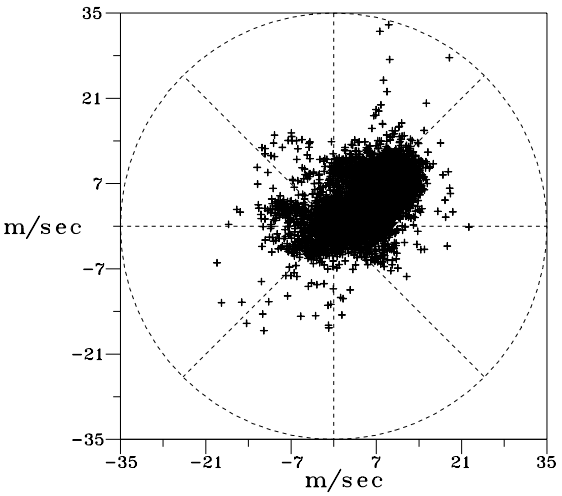


圖9.2.16 2007年全年臺北港1站風向量圖

## Distribution of Wind Vector

2006/12/01-2006/12/31 TP-W

MEAN= 1.9m/s MAX= 5.8m/s(NNE) NO= 742(100%)

< 5 m/s:99% 5~10: 1% 10~15: 0% >15: 0%

N~E:62% E~S:24% S~W: 2% W~N: 6% Calm: 6%

Vector Mean: 1.3m/s( NE)

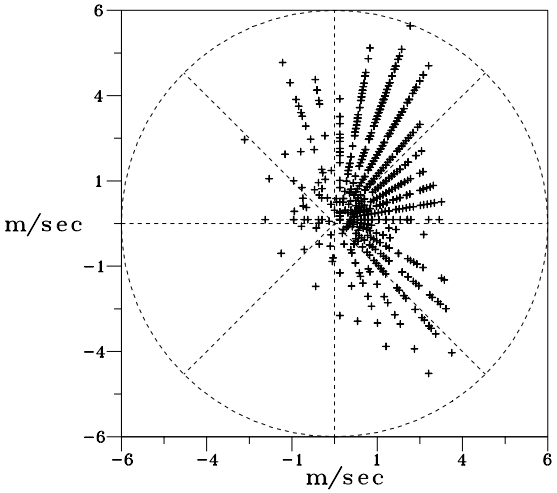


圖9.2.17 2006年12月臺北港 W 站風向量圖

2007/01/01-2007/01/31 TP-W

MEAN= 2.2m/s MAX= 7.0m/s(NNE) NO= 743(100%)

< 5 m/s:97% 5~10: 3% 10~15: 0% >15: 0%

N~E:63% E~S:21% S~W: 4% W~N: 9% Calm: 3%

Vector Mean: 1.5m/s( NE)

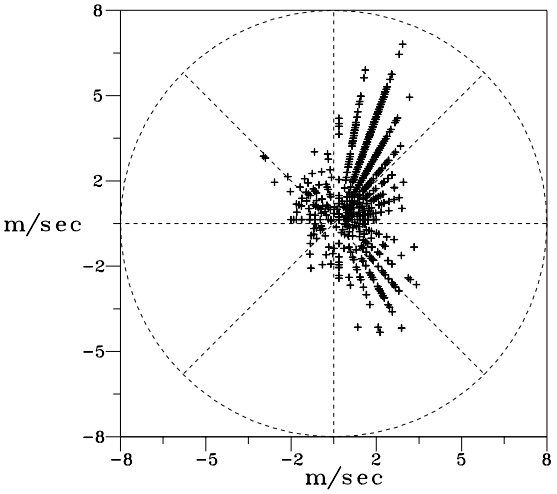


圖9.2.18 2007年 1月臺北港 W 站風向量圖

2007/02/01-2007/02/28 TP-W

MEAN= 2.0m/s MAX= 6.8m/s( N ) NO= 664( 99%)

< 5 m/s:98% 5~10: 2% 10~15: 0% >15: 0%

N~E:44% E~S:31% S~W: 3% W~N:19% Calm: 3%

Vector Mean: .8m/s( NE)

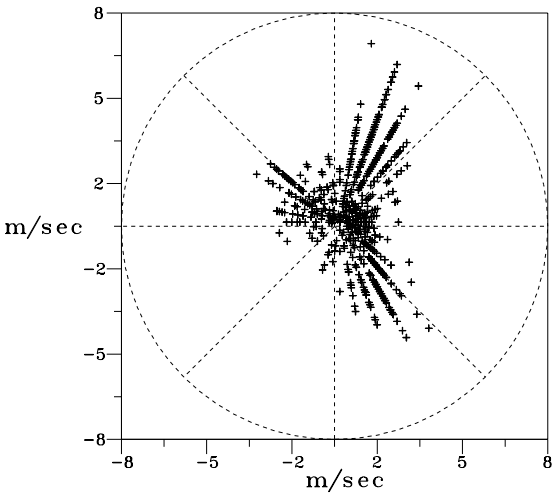


圖9.2.19 2007年 2月臺北港 W 站風向量圖

2007/03/01-2007/03/31 TP-W

MEAN= 1.9m/s MAX= 6.5m/s(NNE) NO= 744(100%)

< 5 m/s:99% 5~10: 1% 10~15: 0% >15: 0%

N~E:42% E~S:27% S~W: 5% W~N:18% Calm: 8%

Vector Mean: .8m/s( NE)

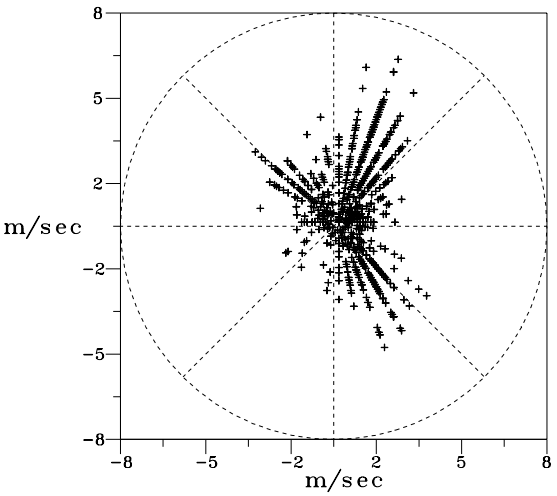


圖9.2.20 2007年 3月臺北港 W 站風向量圖

2007/04/01-2007/04/30 TP-W

MEAN= 1.9m/s MAX= 6.0m/s(NNE) NO= 720(100%)

< 5 m/s:99% 5~10: 1% 10~15: 0% >15: 0%

N~E:37% E~S:36% S~W: 5% W~N:15% Calm: 7%

Vector Mean: .5m/s(ENE)

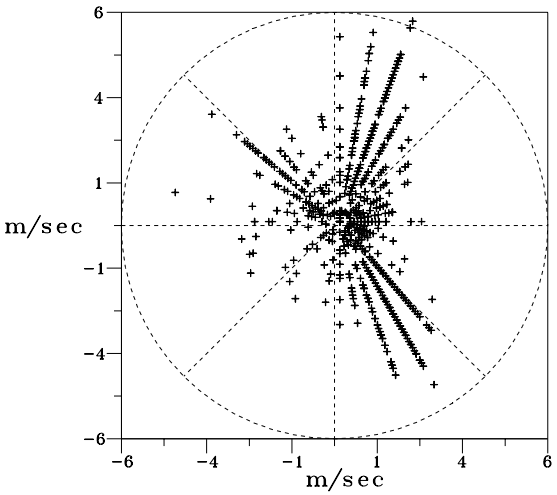


圖9.2.21 2007年 4月臺北港 W 站風向量圖

2007/05/01-2007/05/31 TP-W

MEAN= 1.9m/s MAX= 5.0m/s(SSE) NO= 744(100%)

< 5 m/s:99% 5~10: 0% 10~15: 0% >15: 0%

N~E:10% E~S:46% S~W:10% W~N:28% Calm: 6%

Vector Mean: .4m/s( S )

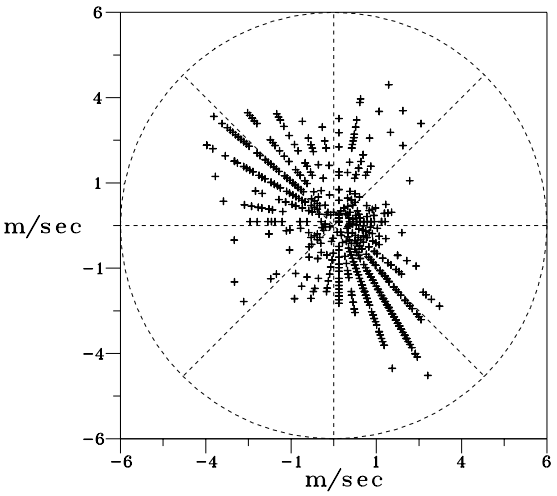


圖9.2.22 2007年 5月臺北港 W 站風向量圖

2007/06/01-2007/06/30 TP-W

MEAN= 1.3m/s MAX= 5.3m/s( W ) NO= 702( 98%)

< 5 m/s:99% 5~10: 0% 10~15: 0% >15: 0%

N~E:16% E~S:33% S~W: 9% W~N:28% Calm:14%

Vector Mean: .2m/s(CAL)

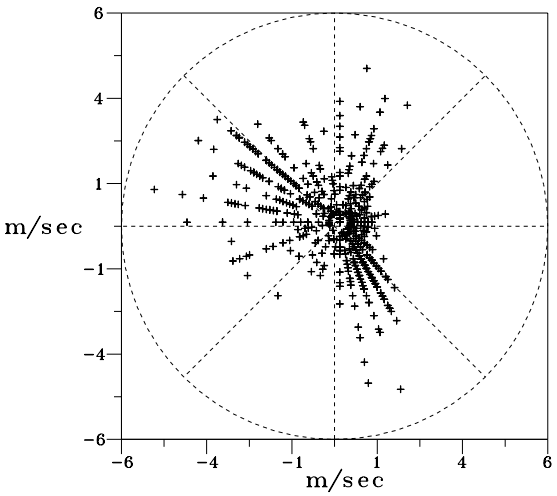


圖9.2.23 2007年 6月臺北港 W 站風向量圖

2007/07/01-2007/07/31 TP-W

MEAN= 1.7m/s MAX= 5.8m/s( N ) NO= 744(100%)

< 5 m/s:99% 5~10: 0% 10~15: 0% >15: 0%

N~E: 9% E~S:36% S~W:14% W~N:35% Calm: 6%

Vector Mean: .6m/s( W )

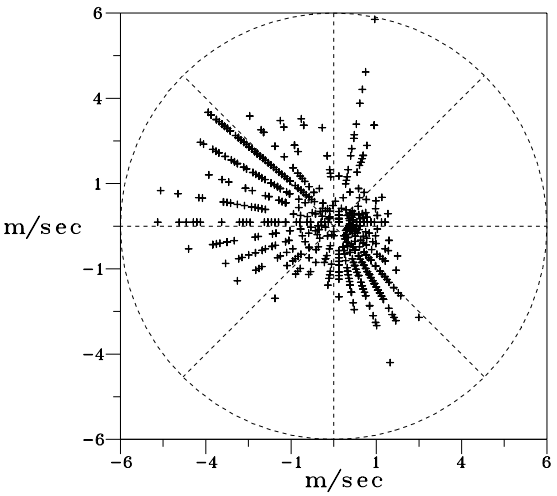


圖9.2.24 2007年 7月臺北港 W 站風向量圖

2007/08/01-2007/08/31 TP-W

MEAN= 1.8m/s MAX= 7.8m/s( SE) NO= 744(100%)

< 5 m/s:98% 5~10: 2% 10~15: 0% >15: 0%

N~E: 8% E~S:58% S~W: 7% W~N:21% Calm: 6%

Vector Mean: .8m/s( SE)

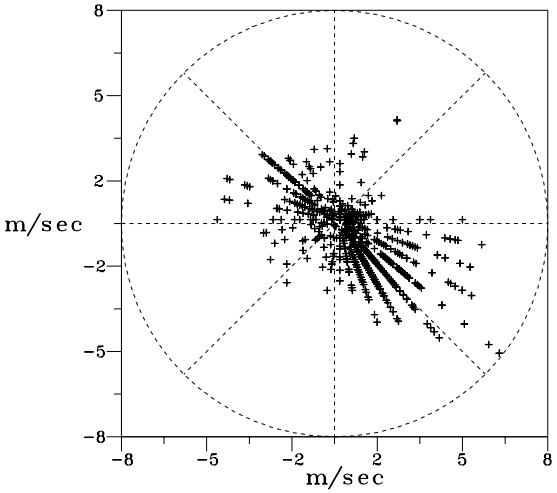


圖9.2.25 2007年 8月臺北港 W 站風向量圖

2007/09/01-2007/09/30 TP-W

MEAN= 1.8m/s MAX= 8.2m/s( W ) NO= 716( 99%)

< 5 m/s:98% 5~10: 2% 10~15: 0% >15: 0%

N~E:34% E~S:47% S~W: 4% W~N: 9% Calm: 6%

Vector Mean: .7m/s( E )

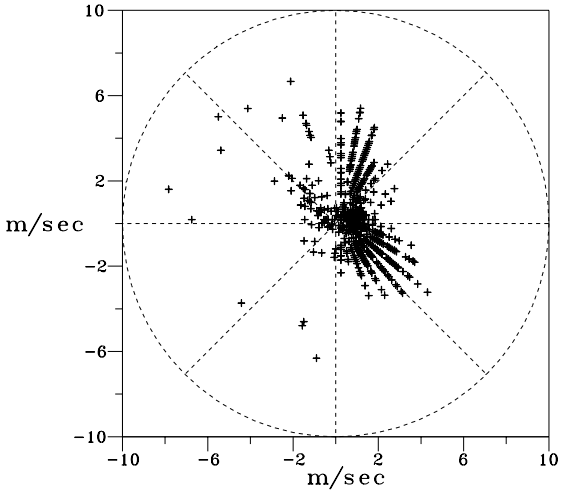


圖9.2.26 2007年 9月臺北港 W 站風向量圖

2007/10/01-2007/10/31 TP-W

MEAN= 2.2m/s MAX=11.0m/s( N ) NO= 743(100%)

< 5 m/s:97% 5~10: 3% 10~15: 0% >15: 0%

N~E:65% E~S:24% S~W: 4% W~N: 5% Calm: 2%

Vector Mean: 1.3m/s( NE)

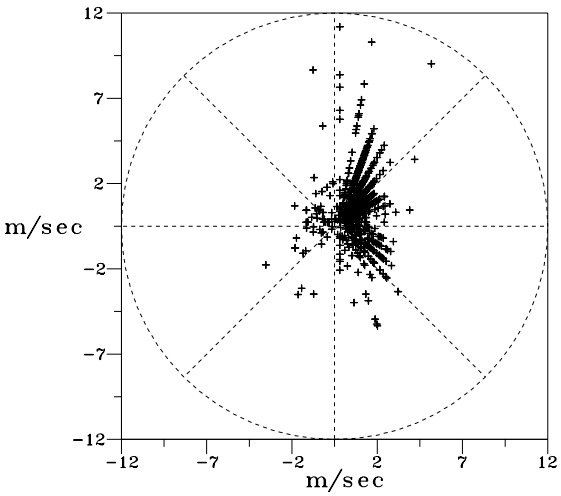


圖9.2.27 2007年10月臺北港 W 站風向量圖

2007/11/01-2007/11/30 TP-W

MEAN= 2.3m/s MAX= 6.3m/s( N ) NO= 704( 98%)

< 5 m/s:98% 5~10: 2% 10~15: 0% >15: 0%

N~E:76% E~S:15% S~W: 2% W~N: 6% Calm: 1%

Vector Mean: 1.9m/s( NE)

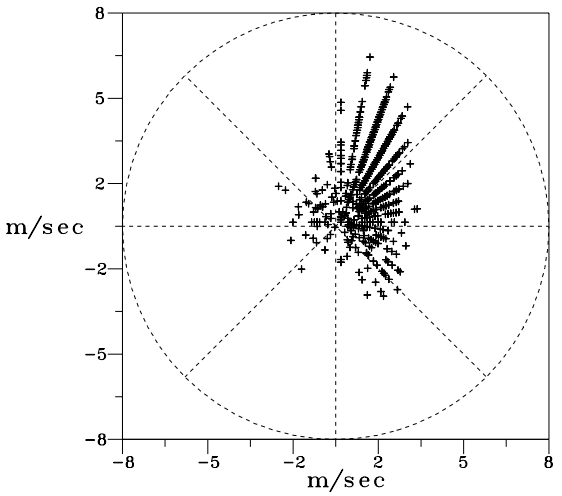


圖9.2.28 2007年11月臺北港 W 站風向量圖

2006/12/01-2007/02/28 TP-W

MEAN= 2.1m/s MAX= 7.0m/s(NNE) NO= 2149( 99%)

< 5 m/s:98% 5~10: 2% 10~15: 0% >15: 0%

N~E:57% E~S:25% S~W: 3% W~N:11% Calm: 4%

Vector Mean: 1.2m/s( NE)

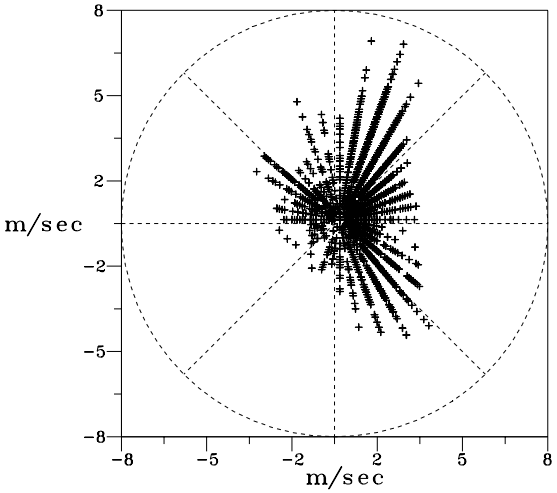


圖9.2.29 2007年冬季臺北港 W 站風向量圖

2007/03/01-2007/05/31 TP-W

MEAN= 1.9m/s MAX= 6.5m/s(NNE) NO= 2208(100%)

< 5 m/s:99% 5~10: 1% 10~15: 0% >15: 0%

N~E:30% E~S:36% S~W: 7% W~N:20% Calm: 7%

Vector Mean: .4m/s(ENE)

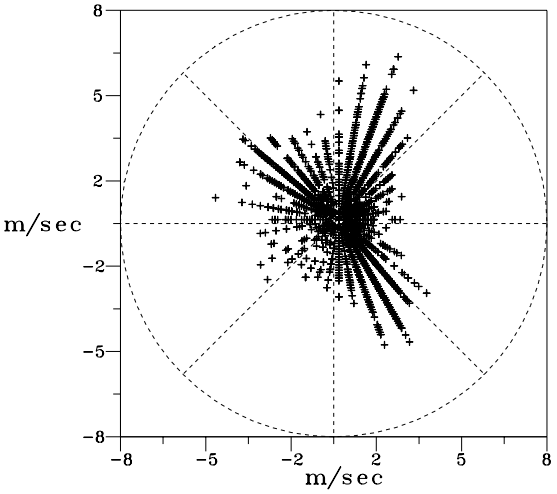


圖9.2.30 2007年春季臺北港 W 站風向量圖

2007/06/01-2007/08/31 TP-W

MEAN= 1.7m/s MAX= 7.8m/s( SE) NO= 2190( 99%)

< 5 m/s:99% 5~10: 1% 10~15: 0% >15: 0%

N~E:11% E~S:43% S~W:10% W~N:28% Calm: 8%

Vector Mean: .2m/s(CAL)

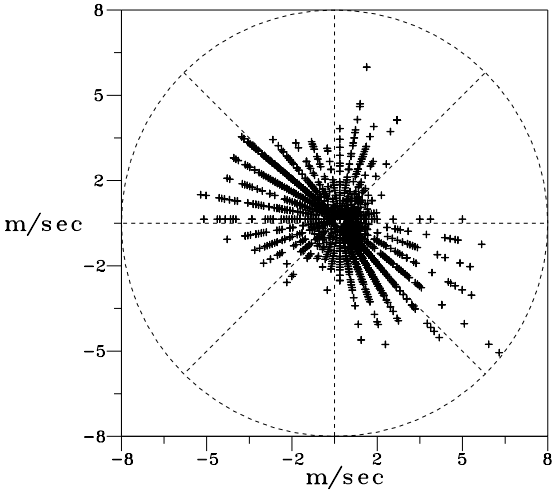


圖9.2.31 2007年夏季臺北港 W 站風向量圖

2007/09/01-2007/11/30 TP-W

MEAN= 2.1m/s MAX=11.0m/s( N ) NO= 2163( 99%)

< 5 m/s:97% 5~10: 3% 10~15: 0% >15: 0%

N~E:58% E~S:29% S~W: 3% W~N: 7% Calm: 3%

Vector Mean: 1.2m/s( NE)

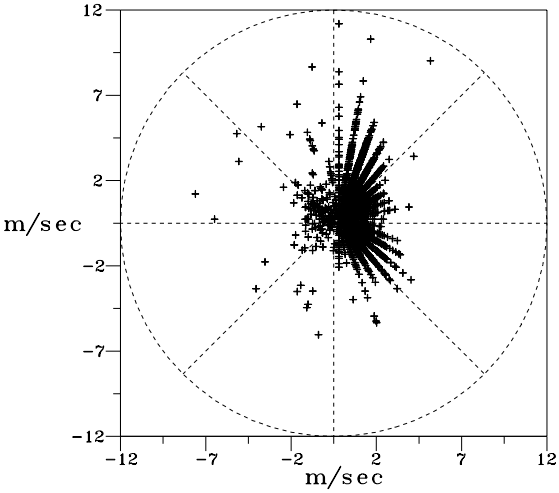


圖9.2.32 2007年秋季臺北港 W 站風向量圖

2006/12/01-2007/11/30 TP-W

MEAN= 1.9m/s MAX=11.0m/s( N ) NO= 8710( 99%)

< 5 m/s:99% 5~10: 1% 10~15: 0% >15: 0%

N~E:38% E~S:33% S~W: 6% W~N:17% Calm: 6%

Vector Mean: .6m/s( NE)

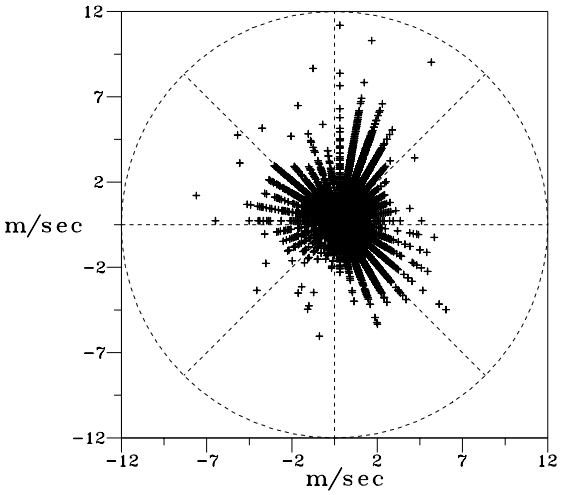


圖 9.2.33 2007年全年臺北港 W 站風向量圖

## 9.3　2007年臺中港風力向量圖

# Distribution of Wind Vector

2006/12/01-2006/12/31 TC-7

MEAN= 7.7m/s MAX=16.8m/s( NE) NO= 743(100%)

< 5 m/s:29% 5~10:40% 10~15:28% >15: 3%

N~E:95% E~S: 1% S~W: 1% W~N: 3% Calm: 0%

Vector Mean: 7.5m/s(NNE)

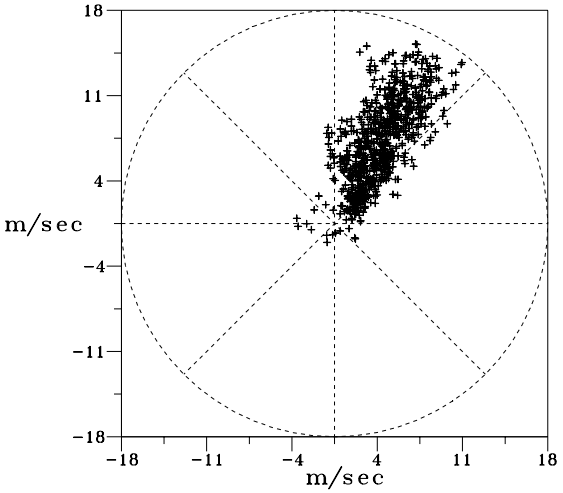


圖9.3.1 2006年12月臺中港7站風向量圖

2007/01/01-2007/01/31 TC-7

MEAN= 8.5m/s MAX=16.4m/s(NNE) NO= 744(100%)

< 5 m/s:17% 5~10:47% 10~15:35% >15: 1%

N~E:98% E~S: 1% S~W: 0% W~N: 1% Calm: 0%

Vector Mean: 8.4m/s(NNE)

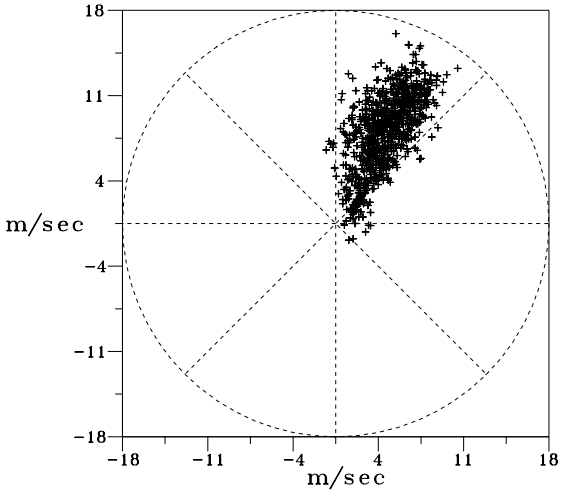


圖9.3.2 2007年 1月臺中港7站風向量圖

2007/02/01-2007/02/28 TC-7

MEAN= 5.0m/s MAX=14.7m/s(NNE) NO= 672(100%)

< 5 m/s:57% 5~10:35% 10~15: 8% >15: 0%

N~E:79% E~S: 8% S~W: 6% W~N: 7% Calm: 0%

Vector Mean: 4.3m/s(NNE)

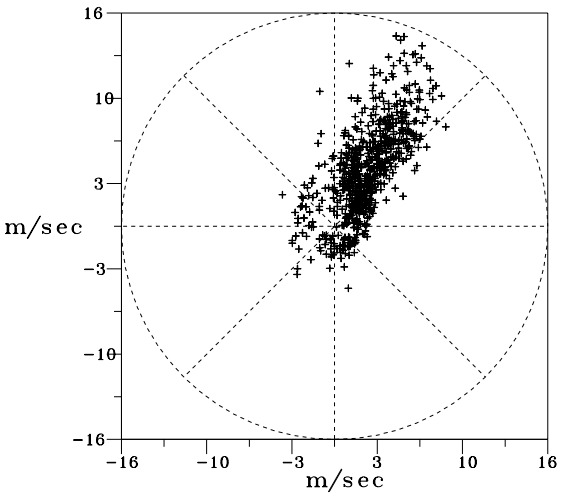


圖9.3.3 2007年 2月臺中港7站風向量圖

2007/03/01-2007/03/31 TC-7

MEAN= 5.2m/s MAX=15.2m/s(NNE) NO= 744(100%)

< 5 m/s:57% 5~10:33% 10~15:10% >15: 0%

N~E:68% E~S: 7% S~W:18% W~N: 7% Calm: 0%

Vector Mean: 3.8m/s(NNE)

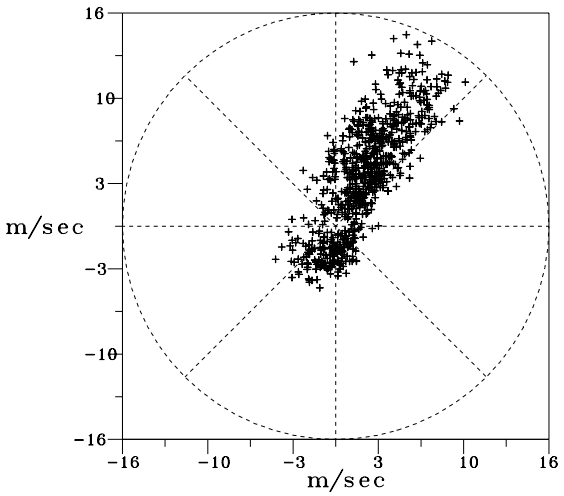


圖9.3.4 2007年 3月臺中港7站風向量圖

2007/04/01-2007/04/30 TC-7

MEAN= 4.4m/s MAX=18.5m/s(NNE) NO= 679( 94%)

< 5 m/s:67% 5~10:25% 10~15: 8% >15: 0%

N~E:64% E~S:11% S~W:14% W~N:11% Calm: 0%

Vector Mean: 3.0m/s(NNE)

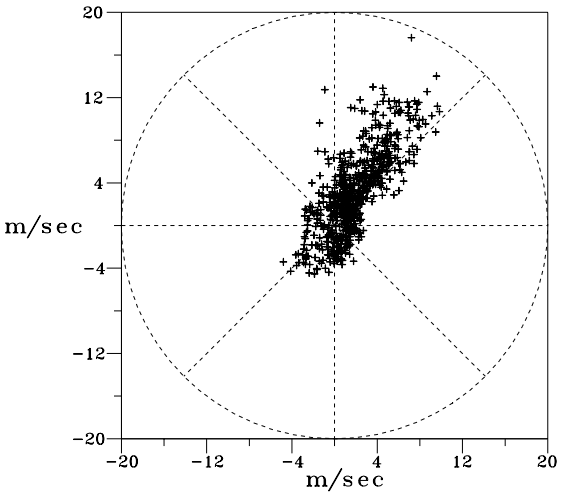


圖9.3.5 2007年 4月臺中港7站風向量圖

2007/05/01-2007/05/31 TC-7

MEAN= 2.9m/s MAX= 9.0m/s(NNE) NO= 744(100%)

< 5 m/s:89% 5~10:11% 10~15: 0% >15: 0%

N~E:35% E~S:19% S~W:32% W~N:13% Calm: 1%

Vector Mean: .4m/s(NNW)

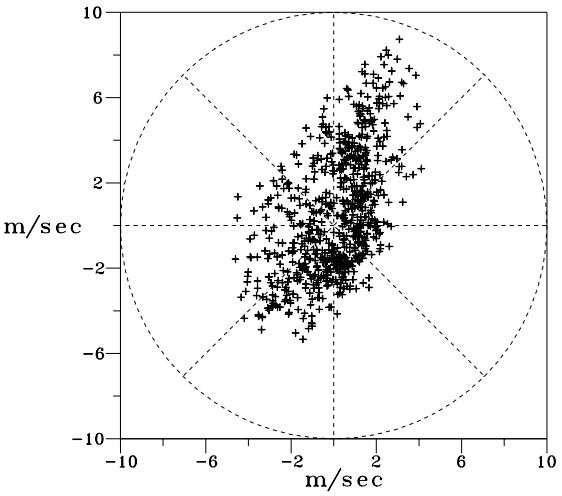


圖9.3.6 2007年 5月臺中港7站風向量圖

2007/06/01-2007/06/30 TC-7

MEAN= 2.8m/s MAX= 8.4m/s( SW) NO= 720(100%)

< 5 m/s:94% 5~10: 6% 10~15: 0% >15: 0%

N~E:11% E~S:30% S~W:49% W~N:10% Calm: 0%

Vector Mean: 1.7m/s(SSW)

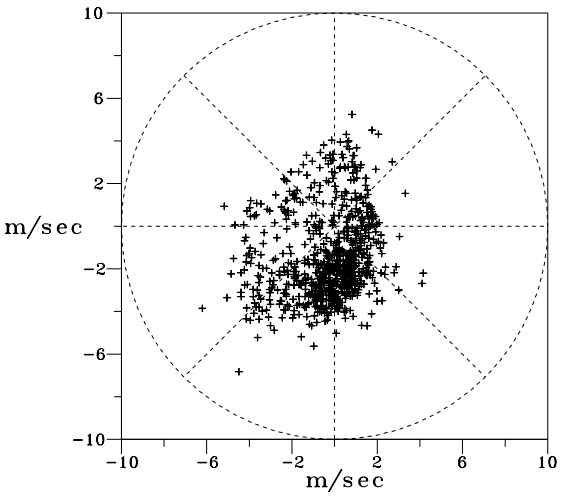


圖9.3.7 2007年 6月臺中港7站風向量圖

2007/07/01-2007/07/31 TC-7

MEAN= 3.1m/s MAX= 7.5m/s(NNE) NO= 744(100%)

< 5 m/s:92% 5~10: 8% 10~15: 0% >15: 0%

N~E:10% E~S:19% S~W:56% W~N:15% Calm: 0%

Vector Mean: 1.8m/s( SW)

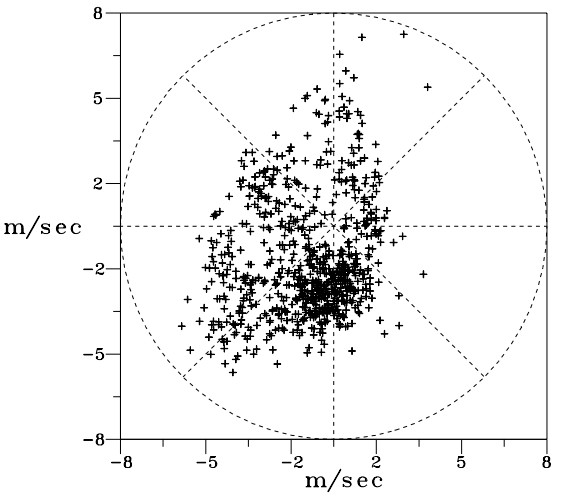


圖9.3.8 2007年 7月臺中港7站風向量圖

2007/08/01-2007/08/31 TC-7

MEAN= 3.0m/s MAX=17.9m/s(NNE) NO= 744(100%)

< 5 m/s:89% 5~10:11% 10~15: 0% >15: 0%

N~E:24% E~S:25% S~W:35% W~N:15% Calm: 1%

Vector Mean: .7m/s( S )

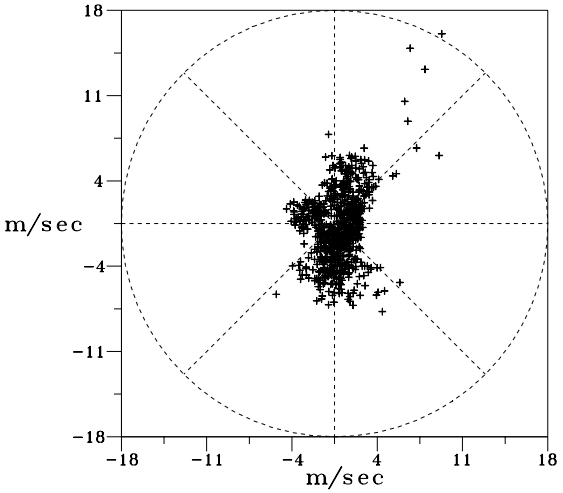


圖9.3.9 2007年 8月臺中港7站風向量圖

2007/09/01-2007/09/30 TC-7

MEAN= 4.2m/s MAX=14.7m/s( N ) NO= 720(100%)

< 5 m/s:70% 5~10:21% 10~15: 9% >15: 0%

N~E:64% E~S:16% S~W:12% W~N: 8% Calm: 0%

Vector Mean: 2.9m/s(NNE)

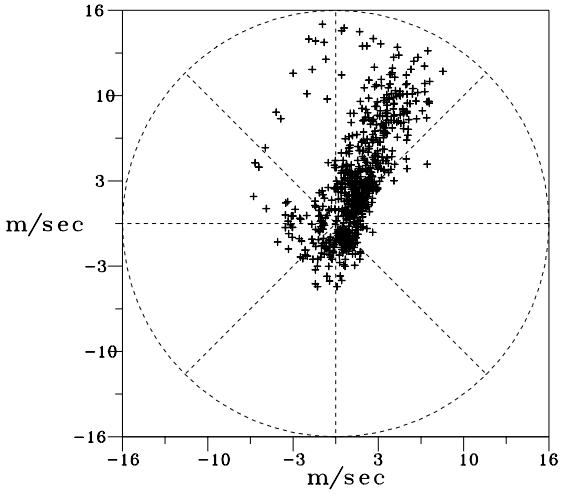


圖9.3.10 2007年 9月臺中港7站風向量圖

2007/10/01-2007/10/31 TC-7

MEAN= 7.3m/s MAX=20.8m/s(NNE) NO= 744(100%)

< 5 m/s:32% 5~10:43% 10~15:20% >15: 5%

N~E:85% E~S: 3% S~W: 8% W~N: 4% Calm: 0%

Vector Mean: 6.4m/s(NNE)

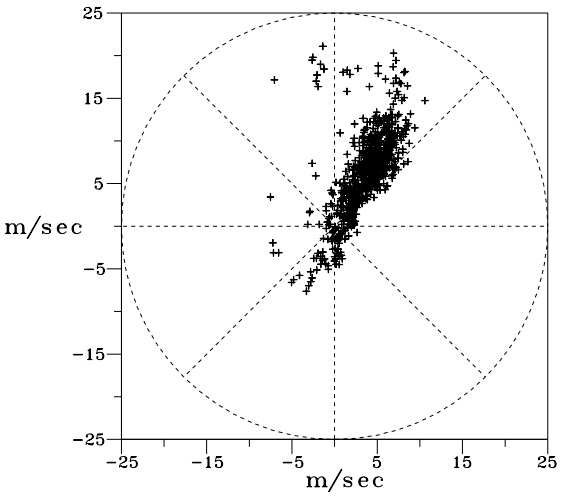


圖9.3.11 2007年10月臺中港7站風向量圖

2007/11/01-2007/11/30 TC-7

MEAN= 9.9m/s MAX=23.3m/s(NNE) NO= 720(100%)

< 5 m/s:18% 5~10:31% 10~15:38% >15:13%

N~E:99% E~S: 1% S~W: 0% W~N: 0% Calm: 0%

Vector Mean: 9.8m/s(NNE)

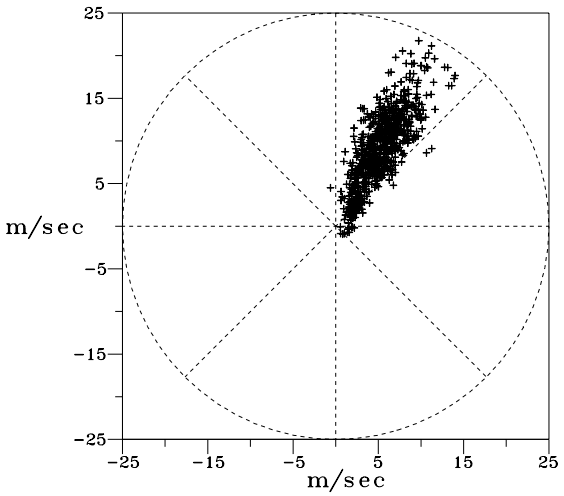


圖9.3.12 2007年11月臺中港7站風向量圖

2006/12/01-2007/02/28 TC-7

MEAN= 7.1m/s MAX=16.8m/s( NE) NO= 2159(100%)

< 5 m/s:34% 5~10:41% 10~15:24% >15: 1%

N~E:92% E~S: 3% S~W: 2% W~N: 3% Calm: 0%

Vector Mean: 6.8m/s(NNE)

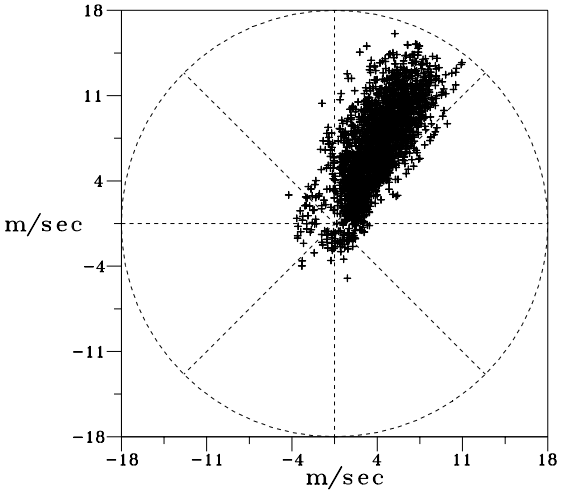


圖 9.3.13 2007年冬季臺中港7站風向量圖

2007/03/01-2007/05/31 TC-7

MEAN= 4.2m/s MAX=18.5m/s(NNE) NO= 2167( 98%)

< 5 m/s:71% 5~10:23% 10~15: 6% >15: 0%

N~E:55% E~S:12% S~W:22% W~N:11% Calm: 0%

Vector Mean: 2.3m/s(NNE)

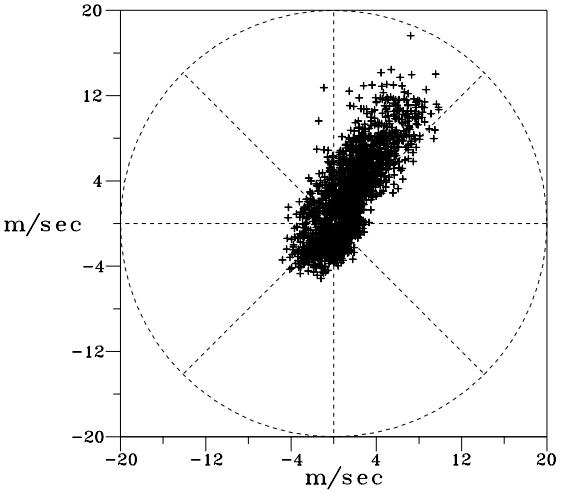


圖 9.3.14 2007年春季臺中港7站風向量圖

2007/06/01-2007/08/31 TC-7

MEAN= 3.0m/s MAX=17.9m/s(NNE) NO= 2208(100%)

< 5 m/s:92% 5~10: 8% 10~15: 0% >15: 0%

N~E:15% E~S:25% S~W:47% W~N:13% Calm: 0%

Vector Mean: 1.4m/s(SSW)

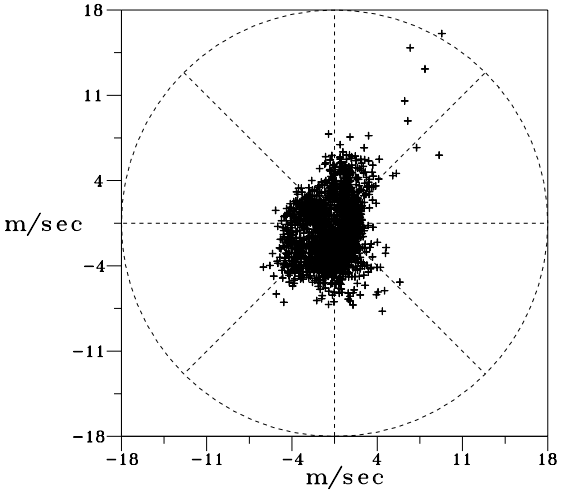


圖 9.3.15 2007年夏季臺中港7站風向量圖

2007/09/01-2007/11/30 TC-7

MEAN= 7.2m/s MAX=23.3m/s(NNE) NO= 2184(100%)

< 5 m/s:40% 5~10:32% 10~15:22% >15: 6%

N~E:82% E~S: 7% S~W: 7% W~N: 4% Calm: 0%

Vector Mean: 6.4m/s(NNE)

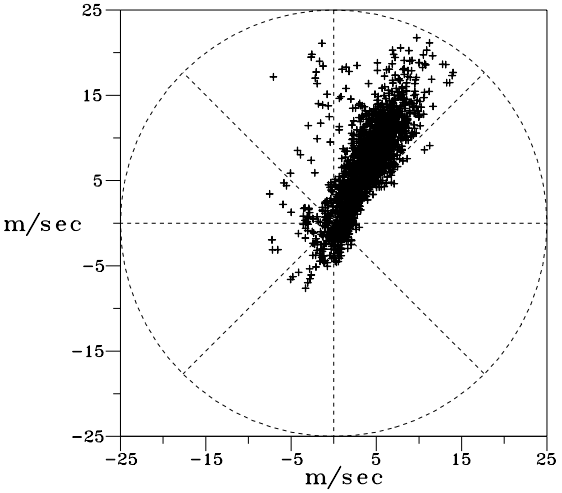


圖 9.3.16 2007年秋季臺中港7站風向量圖

2006/12/01-2007/11/30 TC-7

MEAN= 5.4m/s MAX=23.3m/s(NNE) NO= 8718(100%)

< 5 m/s:59% 5~10:26% 10~15:13% >15: 2%

N~E:61% E~S:12% S~W:19% W~N: 8% Calm: 0%

Vector Mean: 3.5m/s(NNE)

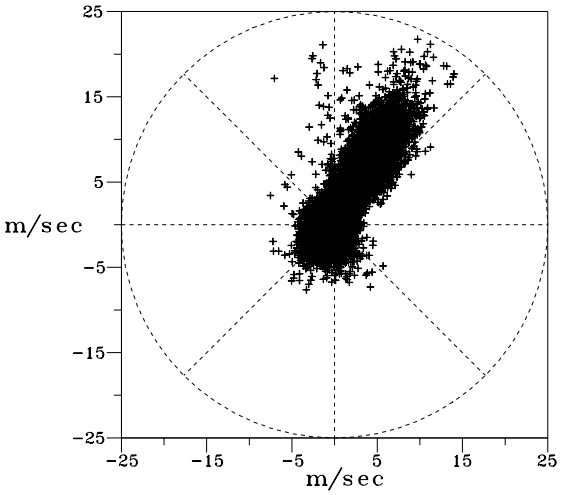


圖9.3.17 2007年全年臺中港7站風向量圖

2006/12/01-2006/12/31 TC-W

MEAN= 6.0m/s MAX=13.5m/s( N ) NO= 744(100%)

< 5 m/s:38% 5~10:54% 10~15: 8% >15: 0%

N~E:39% E~S: 1% S~W: 1% W~N:58% Calm: 1%

Vector Mean: 5.9m/s( N )

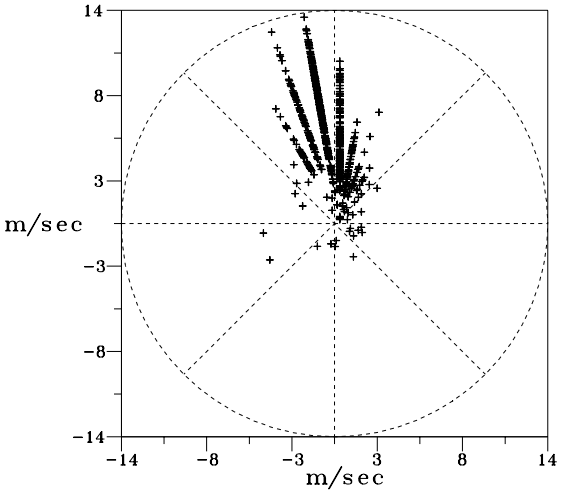


圖9.3.18 2006年12月臺中港 W 站風向量圖

2007/01/01-2007/01/31 TC-W

MEAN= 6.6m/s MAX=13.3m/s( N ) NO= 741(100%)

< 5 m/s:25% 5~10:68% 10~15: 7% >15: 0%

N~E:23% E~S: 1% S~W: 0% W~N:75% Calm: 1%

Vector Mean: 6.5m/s( N )

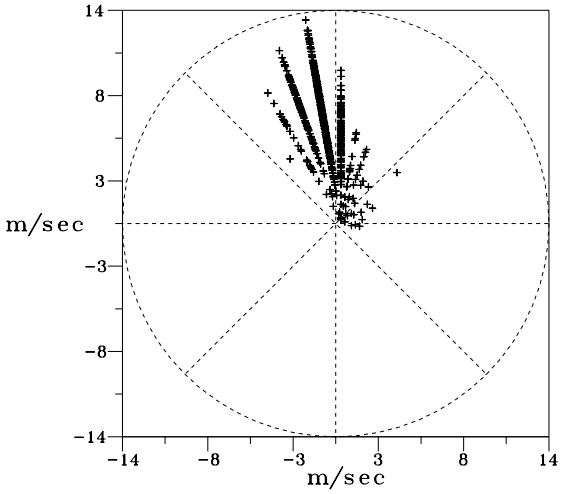


圖9.3.19 2007年 1月臺中港 W 站風向量圖

2007/02/01-2007/02/28 TC-W

MEAN= 4.3m/s MAX=14.4m/s( N ) NO= 671(100%)

< 5 m/s:62% 5~10:35% 10~15: 3% >15: 0%

N~E:38% E~S: 7% S~W: 6% W~N:46% Calm: 3%

Vector Mean: 3.7m/s( N )

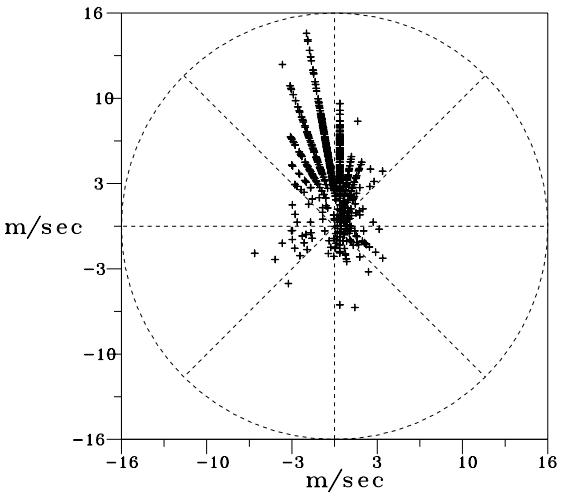


圖9.3.20 2007年 2月臺中港 W 站風向量圖

2007/03/01-2007/03/31 TC-W

MEAN= 4.5m/s MAX=13.3m/s( N ) NO= 731( 98%)

< 5 m/s:61% 5~10:37% 10~15: 2% >15: 0%

N~E:30% E~S:10% S~W:14% W~N:44% Calm: 2%

Vector Mean: 3.0m/s(NNW)

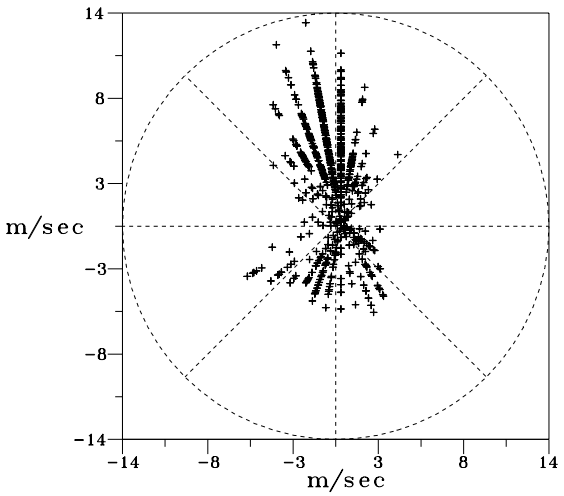


圖9.3.21 2007年 3月臺中港 W 站風向量圖

2007/04/01-2007/04/30 TC-W

MEAN= 3.9m/s MAX=15.4m/s( NW) NO= 720(100%)

< 5 m/s:68% 5~10:29% 10~15: 3% >15: 0%

N~E:33% E~S:11% S~W:11% W~N:40% Calm: 5%

Vector Mean: 2.6m/s(NNW)

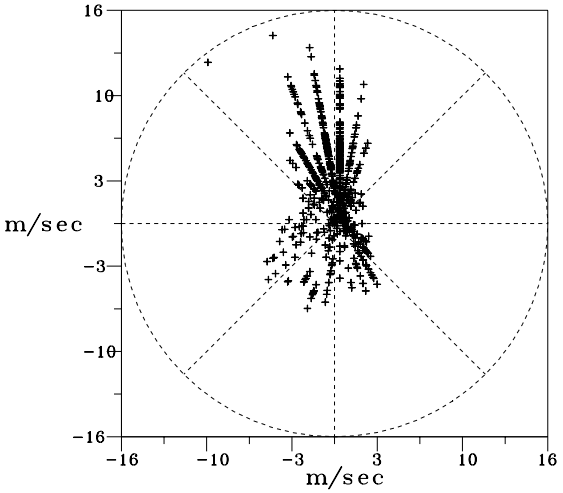


圖9.3.22 2007年 4月臺中港 W 站風向量圖

2007/05/01-2007/05/31 TC-W

MEAN= 2.9m/s MAX= 8.6m/s(NNW) NO= 744(100%)

< 5 m/s:85% 5~10:15% 10~15: 0% >15: 0%

N~E:14% E~S:22% S~W:25% W~N:32% Calm: 7%

Vector Mean: .8m/s(WNW)

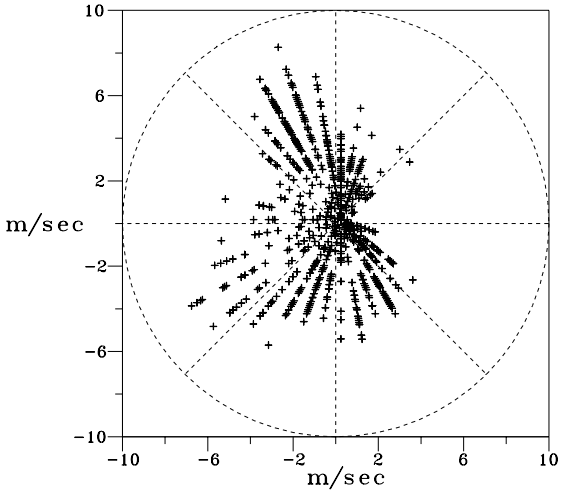


圖9.3.23 2007年 5月臺中港 W 站風向量圖

2007/06/01-2007/06/30 TC-W

MEAN= 3.3m/s MAX= 9.9m/s(WSW) NO= 711( 99%)

< 5 m/s:82% 5~10:18% 10~15: 0% >15: 0%

N~E: 6% E~S:46% S~W:30% W~N:12% Calm: 6%

Vector Mean: 2.0m/s( S )

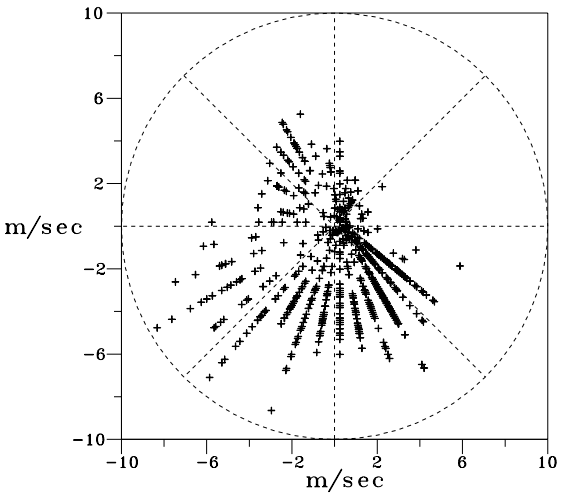


圖9.3.24 2007年 6月臺中港 W 站風向量圖

2007/07/01-2007/07/31 TC-W

MEAN= 3.6m/s MAX= 8.2m/s(WSW) NO= 744(100%)

< 5 m/s:80% 5~10:20% 10~15: 0% >15: 0%

N~E: 6% E~S:39% S~W:38% W~N:16% Calm: 1%

Vector Mean: 1.9m/s(SSW)

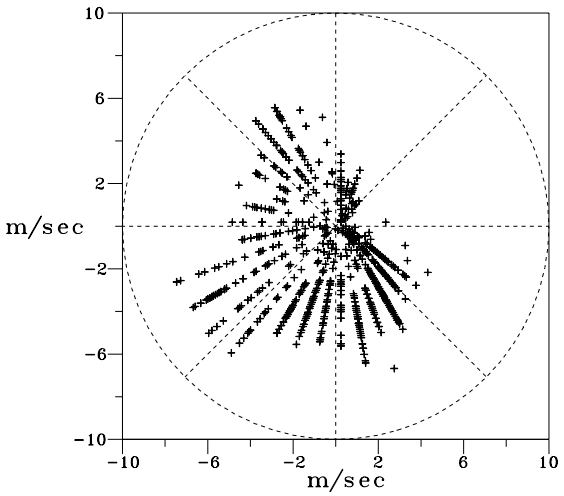


圖9.3.25 2007年 7月臺中港 W 站風向量圖

2007/08/01-2007/08/31 TC-W

MEAN= 3.4m/s MAX=11.7m/s(SSE) NO= 744(100%)

< 5 m/s:74% 5~10:25% 10~15: 1% >15: 0%

N~E:14% E~S:40% S~W:21% W~N:21% Calm: 4%

Vector Mean: 1.1m/s( S )

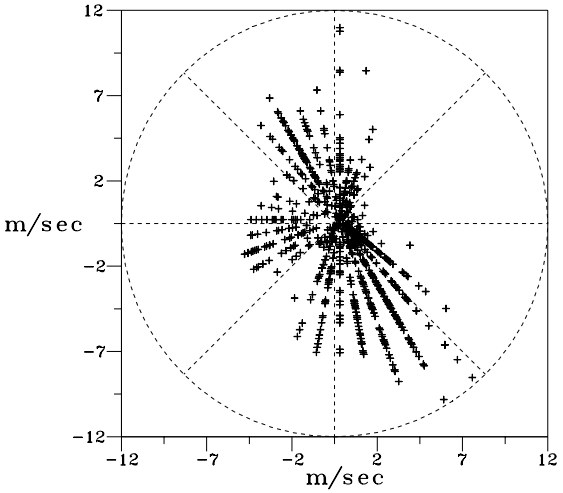


圖9.3.26 2007年 8月臺中港 W 站風向量圖

2007/09/01-2007/09/30 TC-W

MEAN= 3.9m/s MAX=16.1m/s(NNW) NO= 716( 99%)

< 5 m/s:70% 5~10:25% 10~15: 4% >15: 1%

N~E:26% E~S:20% S~W:10% W~N:40% Calm: 4%

Vector Mean: 2.4m/s(NNW)

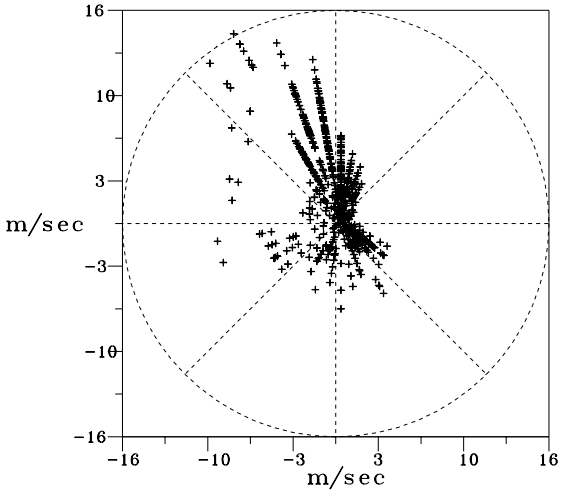


圖9.3.27 2007年 9月臺中港 W 站風向量圖

2007/10/01-2007/10/31 TC-W

MEAN= 6.1m/s MAX=25.5m/s( NW) NO= 742(100%)

< 5 m/s:36% 5~10:54% 10~15: 7% >15: 3%

N~E:34% E~S: 6% S~W: 4% W~N:53% Calm: 3%

Vector Mean: 5.1m/s(NNW)

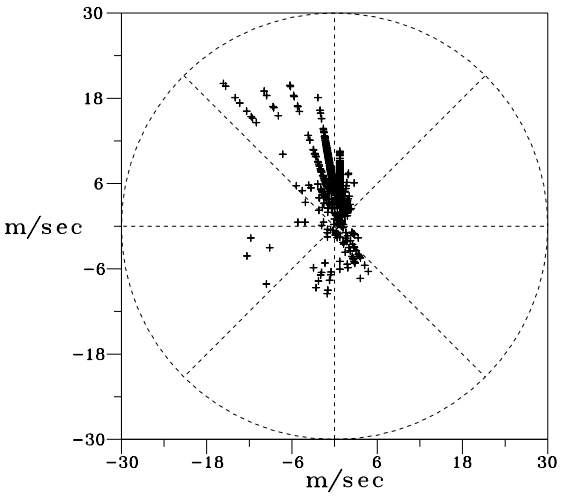


圖9.3.28 2007年10月臺中港 W 站風向量圖

2007/11/01-2007/11/30 TC-W

MEAN= 7.3m/s MAX=16.3m/s( N ) NO= 719(100%)

< 5 m/s:26% 5~10:53% 10~15:20% >15: 1%

N~E:33% E~S: 1% S~W: 0% W~N:65% Calm: 1%

Vector Mean: 7.2m/s( N )

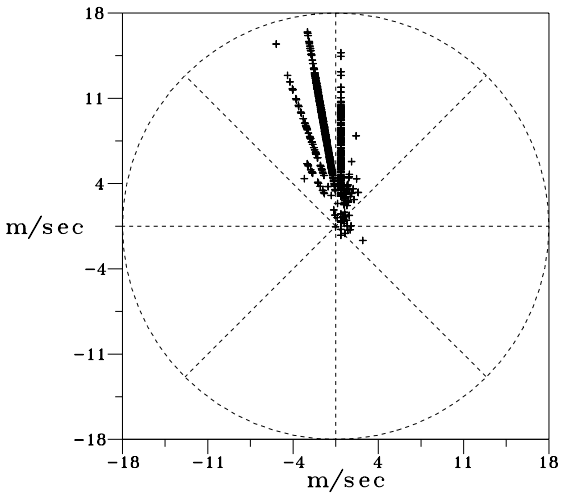


圖9.3.29 2007年11月臺中港 W 站風向量圖

2006/12/01-2007/02/28 TC-W

MEAN= 5.7m/s MAX=14.4m/s( N ) NO= 2156(100%)

< 5 m/s:41% 5~10:53% 10~15: 6% >15: 0%

N~E:33% E~S: 3% S~W: 2% W~N:61% Calm: 1%

Vector Mean: 5.4m/s( N )

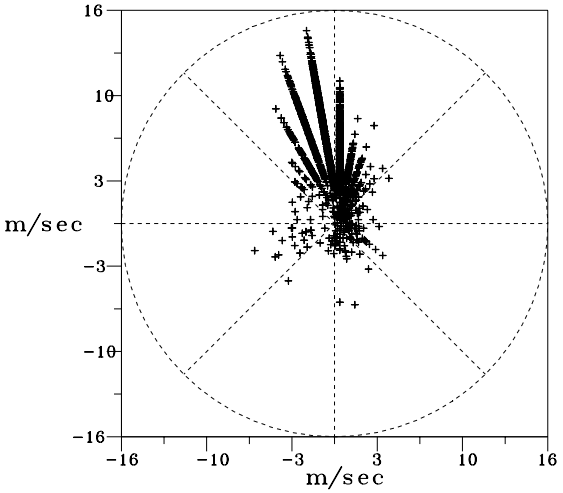


圖9.3.30 2007年冬季臺中港 W 站風向量圖

2007/03/01-2007/05/31 TC-W

MEAN= 3.8m/s MAX=15.4m/s( NW) NO= 2195( 99%)

< 5 m/s:71% 5~10:27% 10~15: 2% >15: 0%

N~E:26% E~S:15% S~W:17% W~N:37% Calm: 5%

Vector Mean: 2.0m/s(NNW)

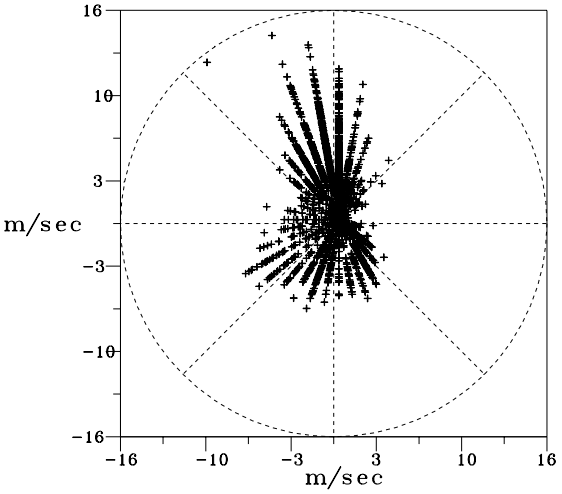


圖9.3.31 2007年春季臺中港 W 站風向量圖

2007/06/01-2007/08/31 TC-W

MEAN= 3.4m/s MAX=11.7m/s(SSE) NO= 2199(100%)

< 5 m/s:79% 5~10:21% 10~15: 0% >15: 0%

N~E: 8% E~S:42% S~W:30% W~N:16% Calm: 4%

Vector Mean: 1.6m/s( S )

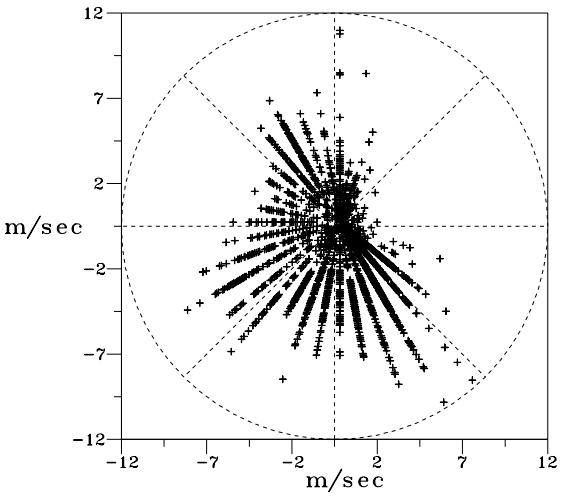


圖9.3.32 2007年夏季臺中港 W 站風向量圖

2007/09/01-2007/11/30 TC-W

MEAN= 5.8m/s MAX=25.5m/s( NW) NO= 2177(100%)

< 5 m/s:44% 5~10:44% 10~15:10% >15: 2%

N~E:31% E~S: 9% S~W: 5% W~N:52% Calm: 3%

Vector Mean: 4.9m/s( N )

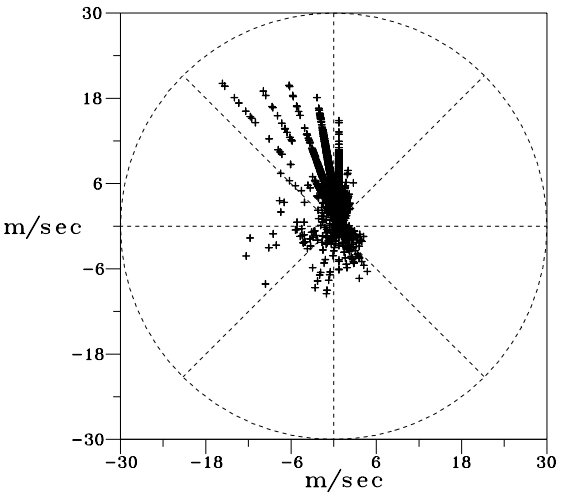


圖9.3.33 2007年秋季臺中港 W 站風向量圖

2006/12/01-2007/11/30 TC-W

MEAN= 4.7m/s MAX=25.5m/s( NW) NO= 8727(100%)

< 5 m/s:59% 5~10:36% 10~15: 5% >15: 0%

N~E:24% E~S:17% S~W:13% W~N:43% Calm: 3%

Vector Mean: 2.7m/s(NNW)

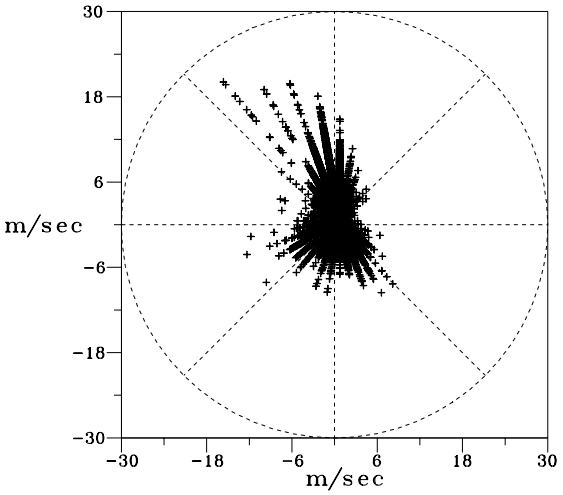


圖9.3.34 2007年全年臺中港 W 站風向量圖

## 9.4　2007年安平港風力向量圖

2006/12/01-2006/12/31 AP-1

MEAN= 7.2m/s MAX=17.6m/s( N ) NO= 743(100%)

< 5 m/s:24% 5~10:60% 10~15:14% >15: 2%

N~E:85% E~S: 0% S~W: 0% W~N:15% Calm: 0%

Vector Mean: 7.0m/s(NNE)

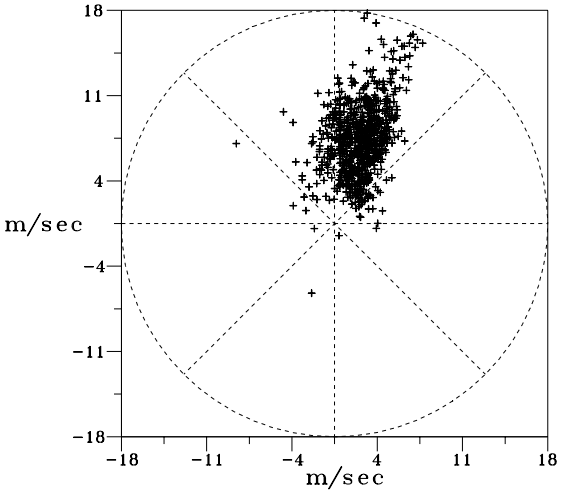


圖9.4.1 2006年12月安平港1站風向量圖

2007/01/26-2007/01/31 AP-1

MEAN= 8.0m/s MAX=10.4m/s( N ) NO= 57( 8%)

< 5 m/s: 4% 5~10:91% 10~15: 5% >15: 0%

N~E:82% E~S: 0% S~W: 0% W~N:18% Calm: 0%

Vector Mean: 7.9m/s( N )

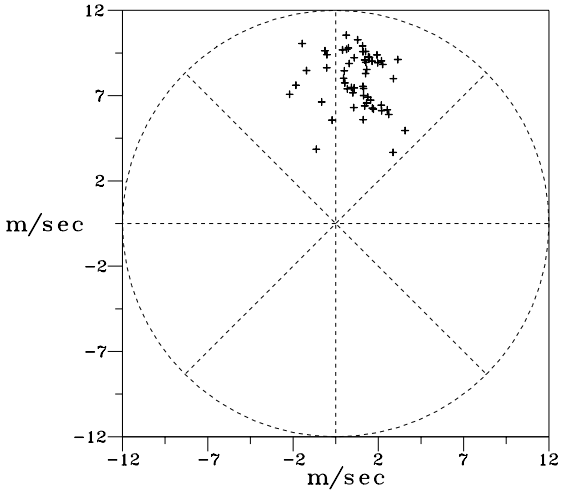


圖9.4.2 2007年 1月安平港1站風向量圖

2007/02/01-2007/02/10 AP-1

MEAN= 6.1m/s MAX=14.0m/s( N ) NO= 221( 33%)

< 5 m/s:42% 5~10:46% 10~15:12% >15: 0%

N~E:66% E~S: 0% S~W: 0% W~N:34% Calm: 0%

Vector Mean: 5.7m/s( N )

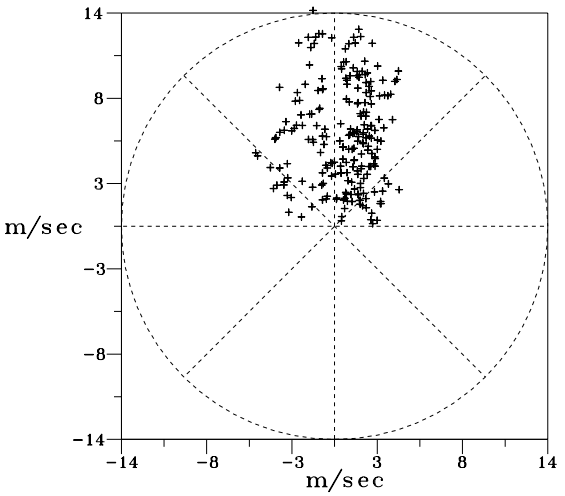


圖9.4.3 2007年 2月安平港1站風向量圖

2007/03/07-2007/03/31 AP-1

MEAN= 5.5m/s MAX=15.0m/s( N ) NO= 498( 67%)

< 5 m/s:43% 5~10:52% 10~15: 5% >15: 0%

N~E:46% E~S: 7% S~W:17% W~N:29% Calm: 1%

Vector Mean: 3.8m/s( N )

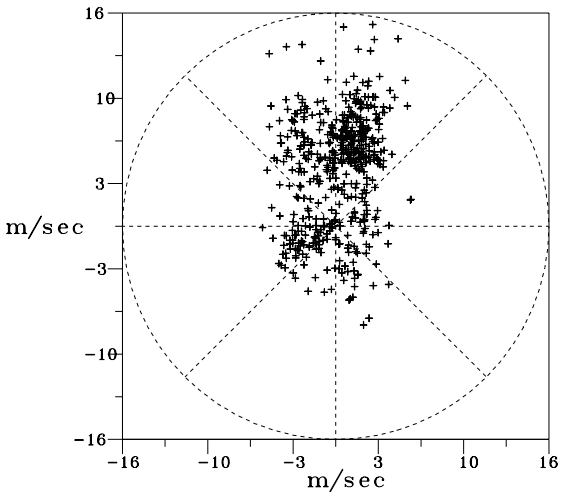


圖9.4.4 2007年 3月安平港1站風向量圖

2007/04/01-2007/04/30 AP-1

MEAN= 5.0m/s MAX=16.3m/s( N ) NO= 624( 87%)

< 5 m/s:56% 5~10:39% 10~15: 5% >15: 0%

N~E:44% E~S: 8% S~W:14% W~N:34% Calm: 0%

Vector Mean: 3.0m/s( N )

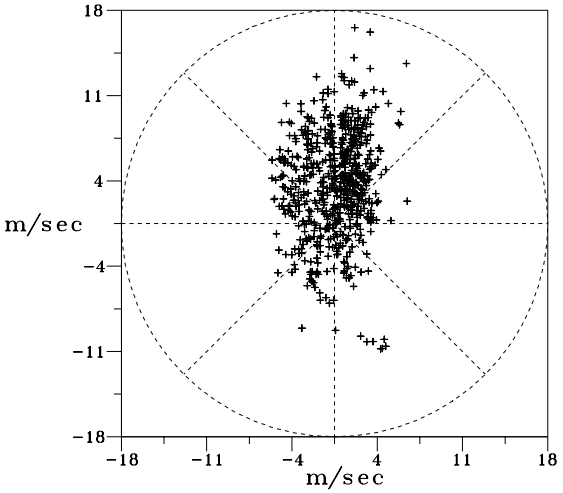


圖9.4.5 2007年 4月安平港1站風向量圖

2007/05/01-2007/05/31 AP-1

MEAN= 3.7m/s MAX= 9.5m/s( N ) NO= 680( 91%)

< 5 m/s:76% 5~10:24% 10~15: 0% >15: 0%

N~E:18% E~S:19% S~W:26% W~N:36% Calm: 1%

Vector Mean: 1.2m/s(WNW)

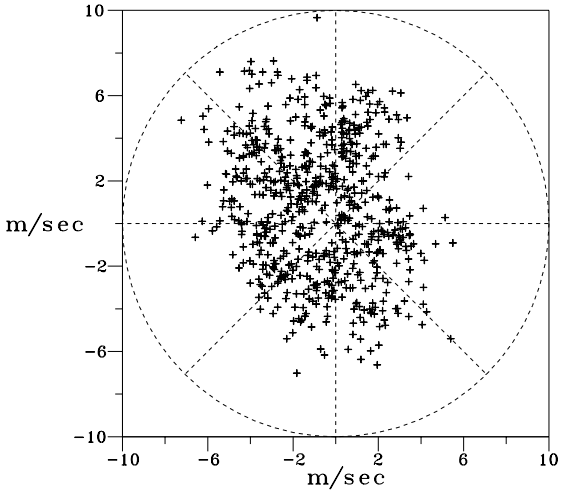


圖9.4.6 2007年 5月安平港1站風向量圖

2007/06/01-2007/06/30 AP-1

MEAN= 4.8m/s MAX=13.0m/s(SSE) NO= 697( 97%)

< 5 m/s:63% 5~10:30% 10~15: 7% >15: 0%

N~E:13% E~S:50% S~W:25% W~N:12% Calm: 0%

Vector Mean: 2.6m/s(SSE)

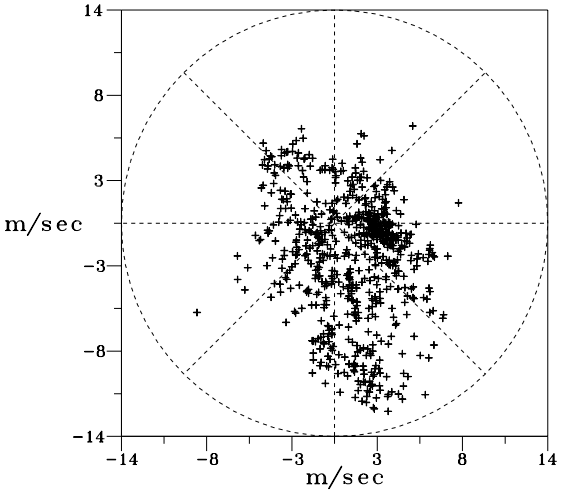


圖9.4.7 2007年 6月安平港1站風向量圖

2007/07/01-2007/07/31 AP-1

MEAN= 4.2m/s MAX=12.1m/s(SSE) NO= 727( 98%)

< 5 m/s:66% 5~10:33% 10~15: 1% >15: 0%

N~E:13% E~S:31% S~W:29% W~N:26% Calm: 1%

Vector Mean: 1.2m/s(SSW)

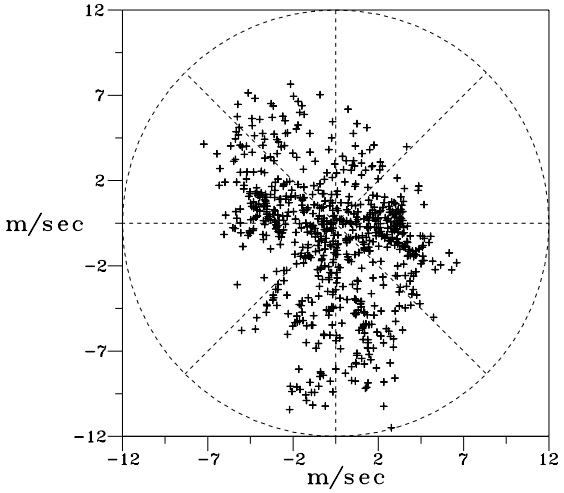


圖9.4.8 2007年 7月安平港1站風向量圖

2007/08/01-2007/08/31 AP-1

MEAN= 5.8m/s MAX=24.4m/s(WSW) NO= 732( 98%)

< 5 m/s:52% 5~10:31% 10~15:13% >15: 4%

N~E:19% E~S:40% S~W:26% W~N:13% Calm: 2%

Vector Mean: 2.4m/s( S )

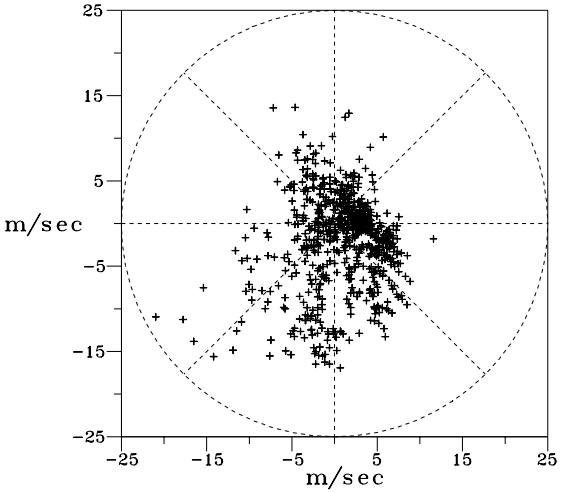


圖9.4.9 2007年 8月安平港1站風向量圖

2007/09/01-2007/09/30 AP-1

MEAN= 3.9m/s MAX=16.2m/s( N ) NO= 711( 99%)

< 5 m/s:77% 5~10:19% 10~15: 3% >15: 1%

N~E:23% E~S:23% S~W:23% W~N:30% Calm: 1%

Vector Mean: 1.0m/s(NNW)

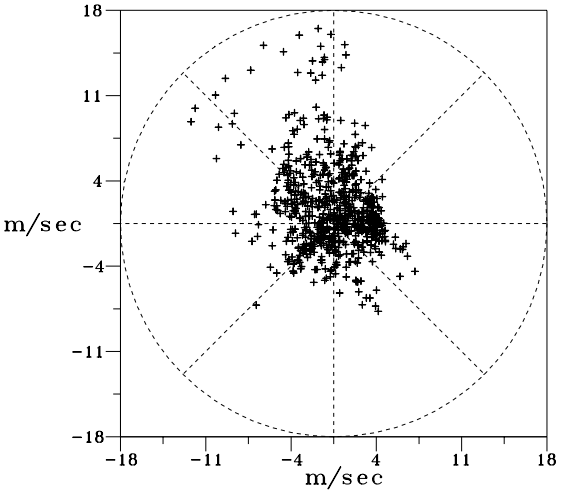


圖9.4.10 2007年 9月安平港1站風向量圖

2007/10/01-2007/10/31 AP-1

MEAN= 5.3m/s MAX=22.8m/s( NW) NO= 647( 87%)

< 5 m/s:55% 5~10:39% 10~15: 2% >15: 4%

N~E:41% E~S: 7% S~W:13% W~N:38% Calm: 1%

Vector Mean: 3.6m/s(NNW)

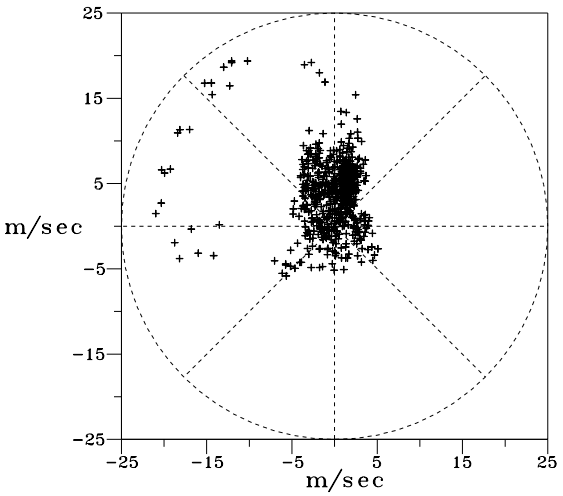


圖9.4.11 2007年10月安平港1站風向量圖

2007/11/01-2007/11/30 AP-1

MEAN= 6.8m/s MAX=20.5m/s( N ) NO= 628( 87%)

< 5 m/s:28% 5~10:59% 10~15:11% >15: 2%

N~E:67% E~S: 1% S~W: 1% W~N:31% Calm: 0%

Vector Mean: 6.4m/s( N )

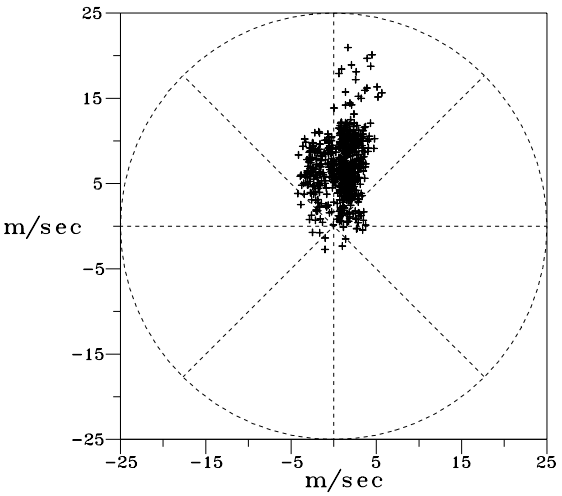


圖9.4.12 2007年11月安平港1站風向量圖

2006/12/01-2007/02/10 AP-1
MEAN= 7.0m/s MAX=17.6m/s( N ) NO= 1021( 47%)
< 5 m/s:27% 5~10:59% 10~15:13% >15: 1%
N~E:81% E~S: 0% S~W: 0% W~N:19% Calm: 0%
Vector Mean: 6.7m/s(NNE)

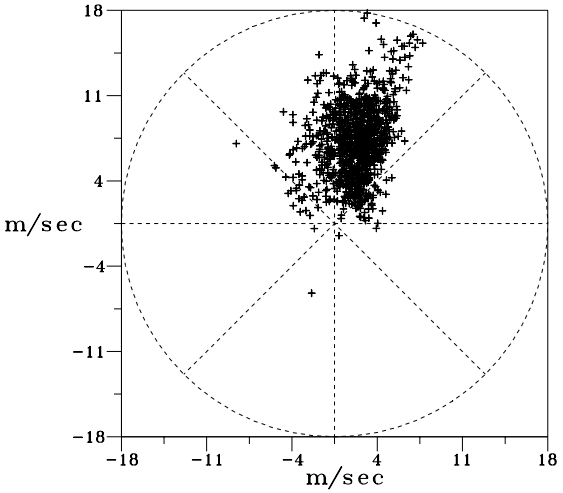


圖9.4.13 2007年冬季安平港1站風向量圖

2007/03/07-2007/05/31 AP-1
MEAN= 4.7m/s MAX=16.3m/s( N ) NO= 1802( 82%)
< 5 m/s:60% 5~10:37% 10~15: 3% >15: 0%
N~E:34% E~S:12% S~W:19% W~N:34% Calm: 1%
Vector Mean: 2.4m/s(NNW)

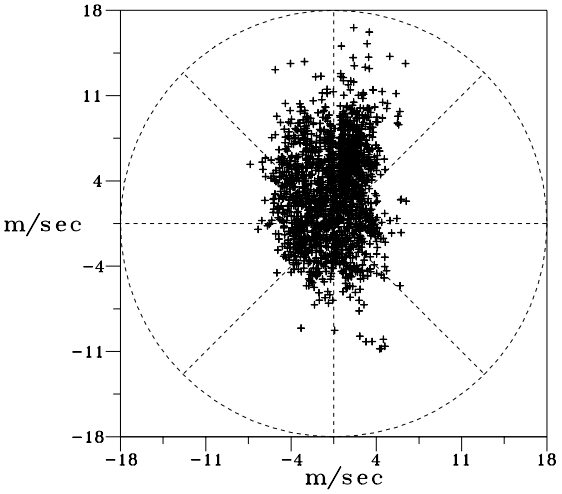


圖9.4.14 2007年春季安平港1站風向量圖

2007/06/01-2007/08/31 AP-1
MEAN= 4.9m/s MAX=24.4m/s(WSW) NO= 2156( 98%)
< 5 m/s:61% 5~10:31% 10~15: 7% >15: 1%
N~E:15% E~S:41% S~W:26% W~N:17% Calm: 1%
Vector Mean: 2.0m/s( S )

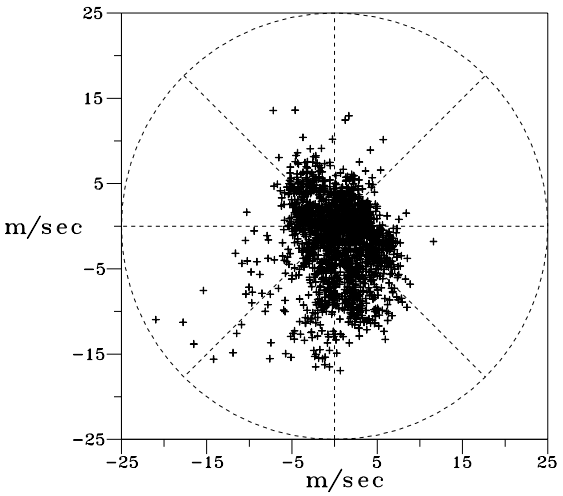


圖9.4.15 2007年夏季安平港1站風向量圖

2007/09/01-2007/11/30 AP-1
MEAN= 5.3m/s MAX=22.8m/s( NW) NO= 1986( 91%)
< 5 m/s:55% 5~10:38% 10~15: 5% >15: 2%
N~E:43% E~S:11% S~W:13% W~N:32% Calm: 1%
Vector Mean: 3.5m/s( N )

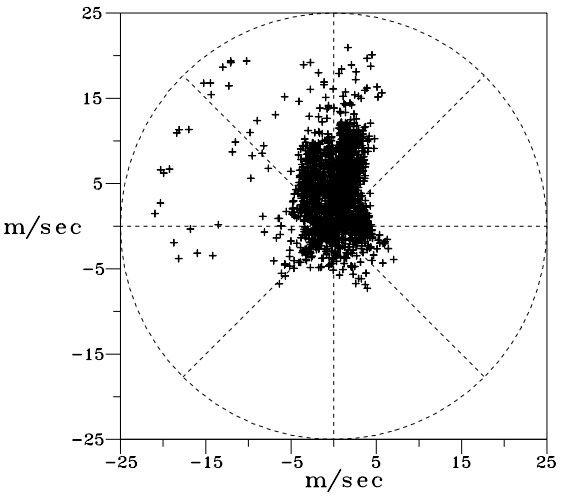


圖9.4.16 2007年秋季安平港1站風向量圖

2006/12/01-2007/11/30 AP-1

MEAN= 5.3m/s MAX=24.4m/s(WSW) NO= 6965( 80%)

< 5 m/s:54% 5~10:39% 10~15: 6% >15: 1%

N~E:37% E~S:19% S~W:17% W~N:26% Calm: 1%

Vector Mean: 1.9m/s( N )

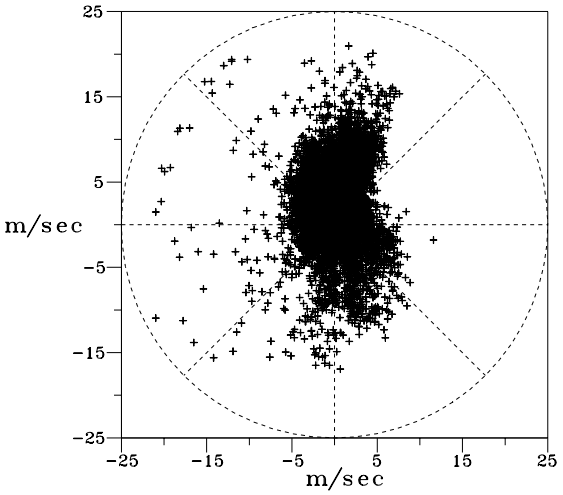


圖9.4.17 2007年全年安平港1站風向量圖

# 9.5　2007年高雄港風力向量圖

2006/12/01-2006/12/31 KH-X
MEAN= 2.0m/s MAX= 6.9m/s(NNW) NO= 743(100%)
< 5 m/s:95% 5~10: 5% 10~15: 0% >15: 0%
N~E:43% E~S: 0% S~W: 4% W~N:30% Calm:23%
Vector Mean: 1.7m/s( N )

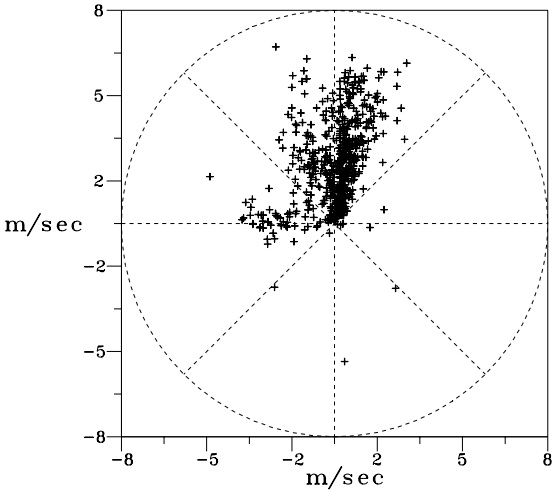


圖9.5.1 2006年12月高雄港 X 站風向量圖

2007/01/01-2007/01/31 KH-X
MEAN= 2.2m/s MAX= 6.8m/s(NNW) NO= 744(100%)
< 5 m/s:98% 5~10: 2% 10~15: 0% >15: 0%
N~E:41% E~S: 0% S~W: 3% W~N:44% Calm:12%
Vector Mean: 1.9m/s( N )

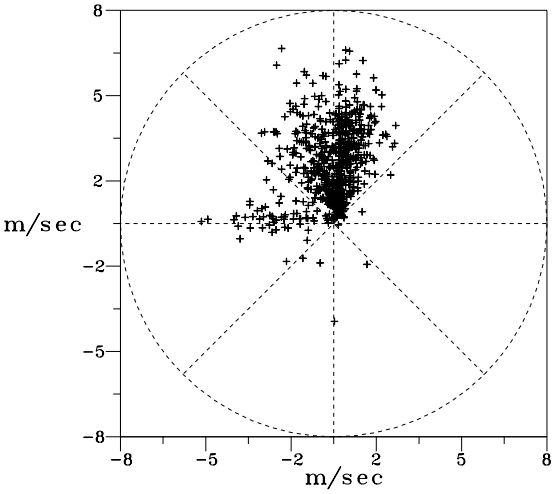


圖9.5.2 2007年 1月高雄港 X 站風向量圖

2007/02/01-2007/02/28 KH-X
MEAN= 2.0m/s MAX= 6.8m/s(SSE) NO= 672(100%)
< 5 m/s:97% 5~10: 3% 10~15: 0% >15: 0%
N~E:32% E~S: 5% S~W: 7% W~N:34% Calm:22%
Vector Mean: 1.2m/s(NNW)

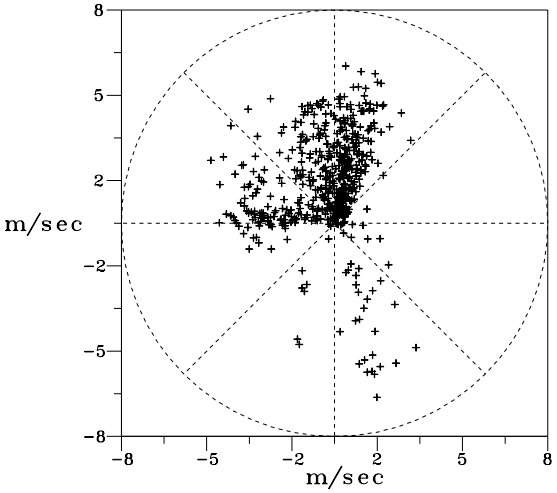


圖9.5.3 2007年 2月高雄港 X 站風向量圖

2007/03/01-2007/03/31 KH-X
MEAN= 1.7m/s MAX= 9.2m/s(SSE) NO= 744(100%)
< 5 m/s:96% 5~10: 4% 10~15: 0% >15: 0%
N~E:31% E~S: 6% S~W:13% W~N:27% Calm:23%
Vector Mean: .7m/s( NW)

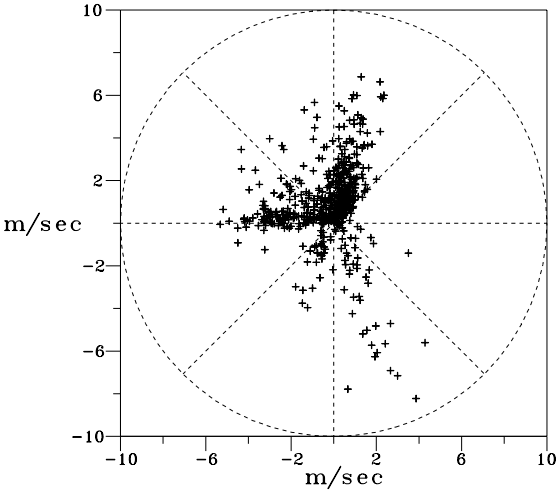


圖9.5.4 2007年 3月高雄港 X 站風向量圖

2007/04/01-2007/04/30 KH-X

MEAN= 1.7m/s MAX= 7.2m/s(SSE) NO= 720(100%)

< 5 m/s:96% 5~10: 4% 10~15: 0% >15: 0%

N~E:19% E~S: 5% S~W:19% W~N:31% Calm:26%

Vector Mean: .8m/s( NW)

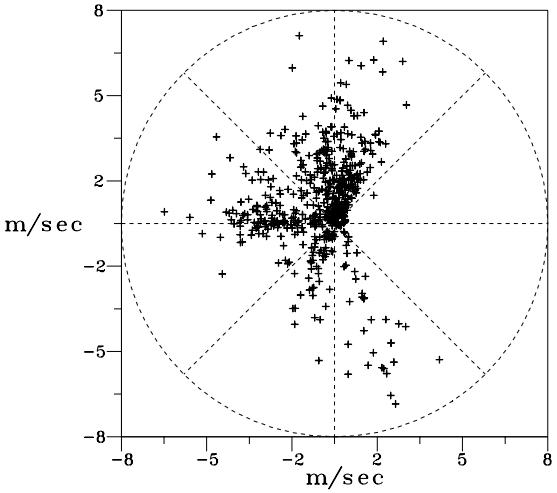


圖9.5.5 2007年 4月高雄港 X 站風向量圖

2007/05/01-2007/05/31 KH-X

MEAN= 1.4m/s MAX= 5.9m/s(SSE) NO= 744(100%)

< 5 m/s:99% 5~10: 1% 10~15: 0% >15: 0%

N~E:12% E~S: 8% S~W:20% W~N:28% Calm:32%

Vector Mean: .7m/s( W )

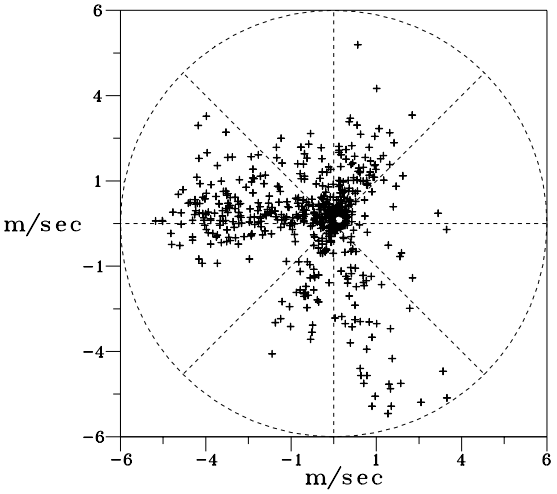


圖9.5.6 2007年 5月高雄港 X 站風向量圖

2007/06/01-2007/06/30 KH-X

MEAN= 2.0m/s MAX= 9.8m/s(SSE) NO= 720(100%)

< 5 m/s:85% 5~10:15% 10~15: 0% >15: 0%

N~E:12% E~S:24% S~W:17% W~N:16% Calm:31%

Vector Mean: 1.1m/s( S )

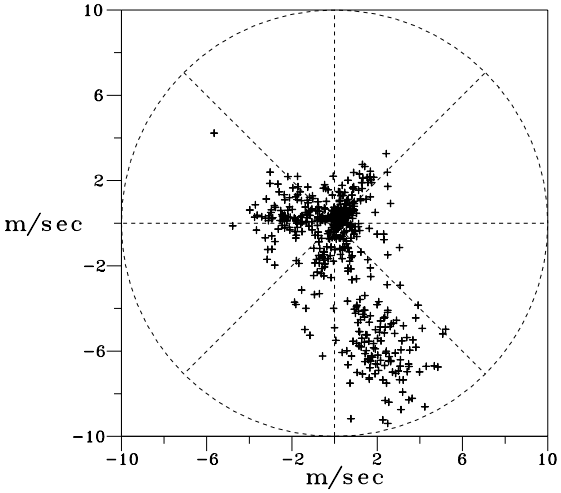


圖9.5.7 2007年 6月高雄港 X 站風向量圖

2007/07/01-2007/07/31 KH-X

MEAN= 1.9m/s MAX= 8.1m/s(SSE) NO= 744(100%)

< 5 m/s:92% 5~10: 8% 10~15: 0% >15: 0%

N~E:10% E~S:17% S~W:21% W~N:23% Calm:29%

Vector Mean: .8m/s( SW)

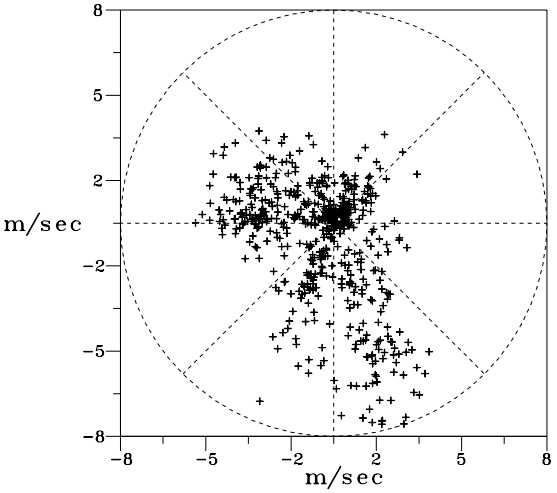


圖9.5.8 2007年 7月高雄港 X 站風向量圖

2007/08/01-2007/08/31 KH-X

MEAN= 2.2m/s MAX=12.6m/s(SSW) NO= 743(100%)

< 5 m/s:82% 5~10:17% 10~15: 1% >15: 0%

N~E: 7% E~S:17% S~W:24% W~N: 8% Calm:44%

Vector Mean: 1.3m/s(SSW)

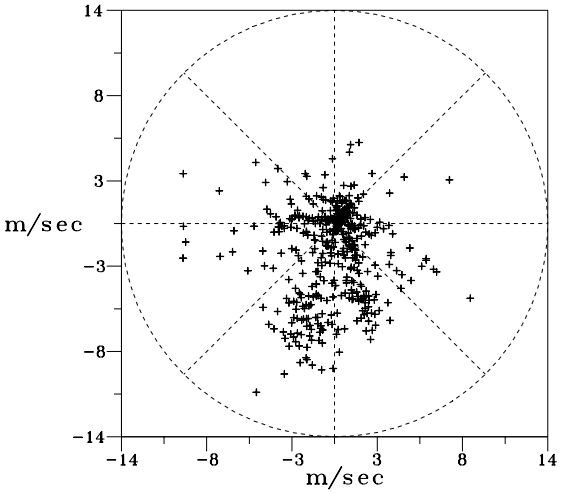


圖9.5.9 2007年 8月高雄港 X 站風向量圖

2007/09/01-2007/09/30 KH-X

MEAN= .7m/s MAX= 6.4m/s(NNW) NO= 718(100%)

< 5 m/s:99% 5~10: 1% 10~15: 0% >15: 0%

N~E: 5% E~S: 6% S~W: 9% W~N:11% Calm:69%

Vector Mean: .2m/s(CAL)

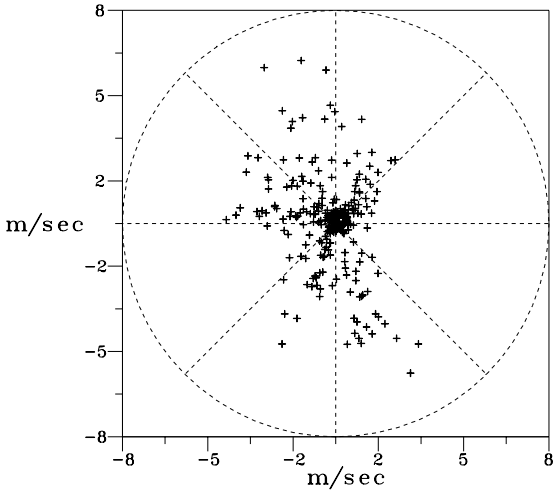


圖9.5.10 2007年 9月高雄港 X 站風向量圖

2007/10/01-2007/10/31 KH-X

MEAN= .5m/s MAX=13.2m/s( NW) NO= 743(100%)

< 5 m/s:98% 5~10: 1% 10~15: 1% >15: 0%

N~E: 0% E~S: 0% S~W: 1% W~N: 7% Calm:92%

Vector Mean: .4m/s( NW)

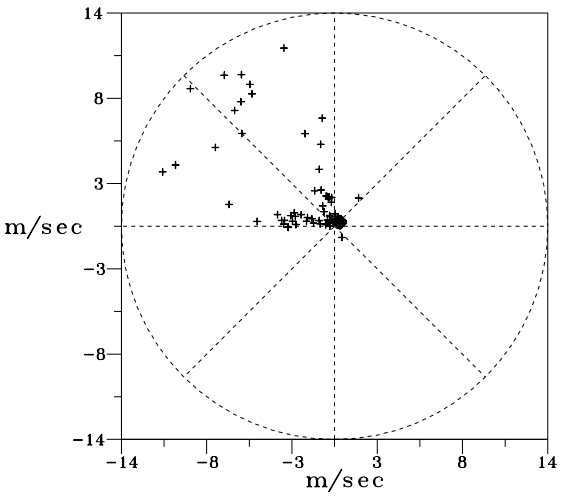


圖9.5.11 2007年10月高雄港 X 站風向量圖

2007/11/01-2007/11/30 KH-X

MEAN= 2.4m/s MAX= 6.5m/s( N ) NO= 720(100%)

< 5 m/s:97% 5~10: 3% 10~15: 0% >15: 0%

N~E:53% E~S: 0% S~W: 4% W~N:43% Calm: 0%

Vector Mean: 1.9m/s( N )

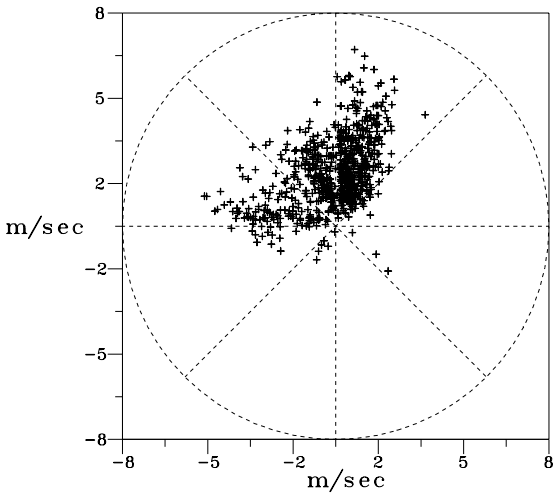


圖9.5.12 2007年11月高雄港 X 站風向量圖

2006/12/01-2007/02/28 KH-X

MEAN= 2.0m/s MAX= 6.9m/s(NNW) NO= 2159(100%)

< 5 m/s:97% 5~10: 3% 10~15: 0% >15: 0%

N~E:38% E~S: 2% S~W: 5% W~N:36% Calm:19%

Vector Mean: 1.6m/s( N )

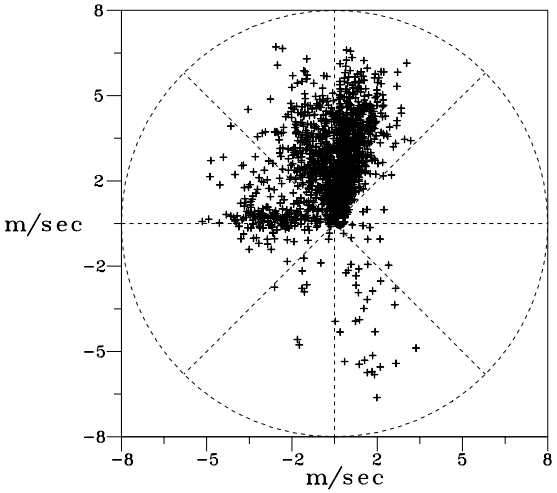


圖 9.5.13 2007年冬季高雄港 X 站風向量圖

2007/03/01-2007/05/31 KH-X

MEAN= 1.6m/s MAX= 9.2m/s(SSE) NO= 2208(100%)

< 5 m/s:97% 5~10: 3% 10~15: 0% >15: 0%

N~E:21% E~S: 6% S~W:17% W~N:29% Calm:27%

Vector Mean: .7m/s(WNW)

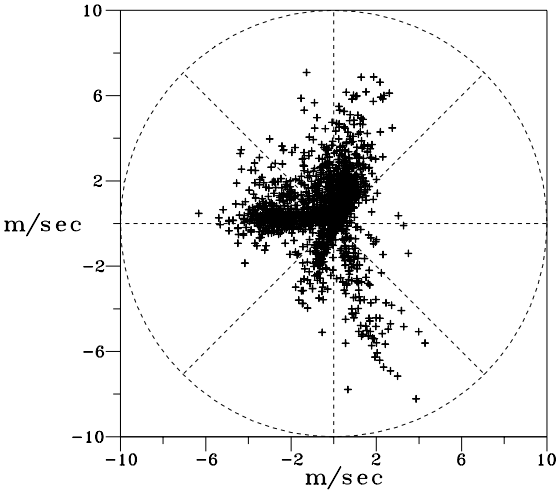


圖 9.5.14 2007年春季高雄港 X 站風向量圖

2007/06/01-2007/08/31 KH-X

MEAN= 2.0m/s MAX=12.6m/s(SSW) NO= 2207(100%)

< 5 m/s:87% 5~10:13% 10~15: 0% >15: 0%

N~E:10% E~S:19% S~W:21% W~N:16% Calm:34%

Vector Mean: 1.0m/s(SSW)

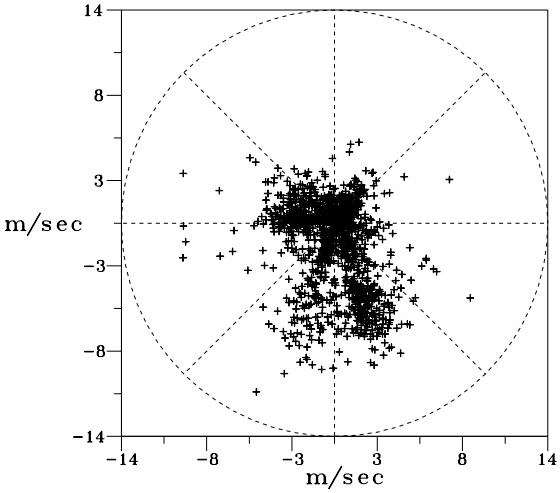


圖 9.5.15 2007年夏季高雄港 X 站風向量圖

2007/09/01-2007/11/30 KH-X

MEAN= 1.2m/s MAX=13.2m/s( NW) NO= 2181(100%)

< 5 m/s:98% 5~10: 2% 10~15: 0% >15: 0%

N~E:19% E~S: 2% S~W: 5% W~N:20% Calm:54%

Vector Mean: .7m/s(NNW)

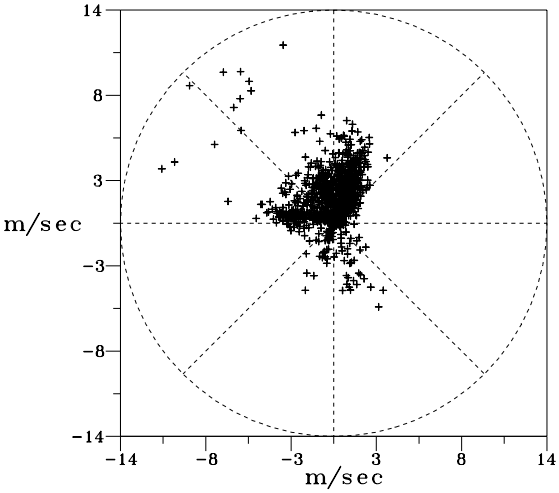


圖 9.5.16 2007年秋季高雄港 X 站風向量圖

2006/12/01-2007/11/30 KH-X

MEAN= 1.7m/s MAX=13.2m/s( NW) NO= 8755(100%)

< 5 m/s:95% 5~10: 5% 10~15: 0% >15: 0%

N~E:22% E~S: 7% S~W:12% W~N:25% Calm:34%

Vector Mean: .5m/s( NW)

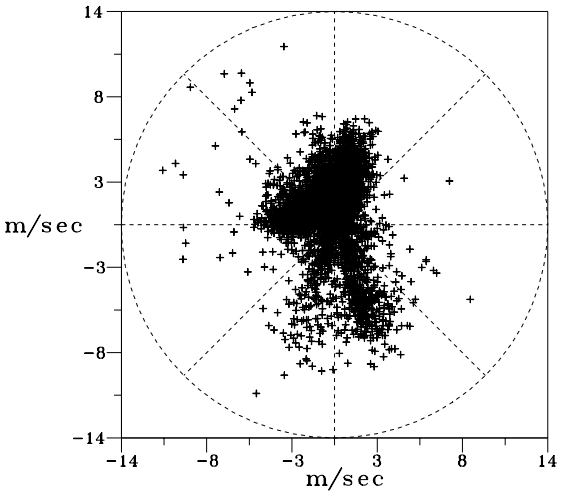


圖 9.5.17 2007年全年高雄港 X 站風向量圖

2006/12/01-2006/12/31 KH-B

MEAN= 2.2m/s MAX= 5.8m/s( N ) NO= 743(100%)

< 5 m/s:99% 5~10: 1% 10~15: 0% >15: 0%

N~E:47% E~S: 1% S~W: 2% W~N:49% Calm: 1%

Vector Mean: 1.8m/s(NNW)

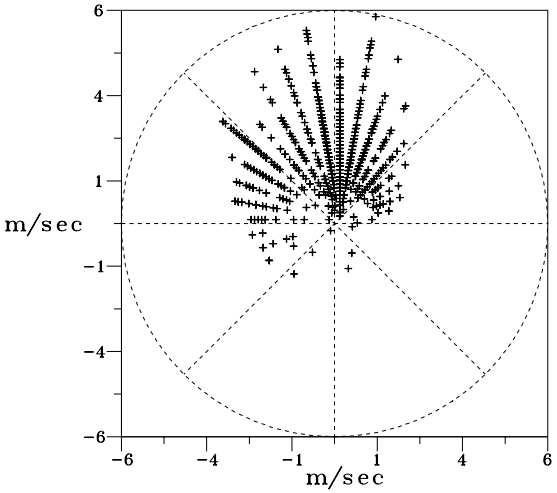


圖9.5.18 2006年12月高雄港 B 站風向量圖

2007/01/01-2007/01/31 KH-B

MEAN= 2.3m/s MAX= 6.7m/s( N ) NO= 743(100%)

< 5 m/s:99% 5~10: 1% 10~15: 0% >15: 0%

N~E:42% E~S: 0% S~W: 2% W~N:55% Calm: 1%

Vector Mean: 2.0m/s(NNW)

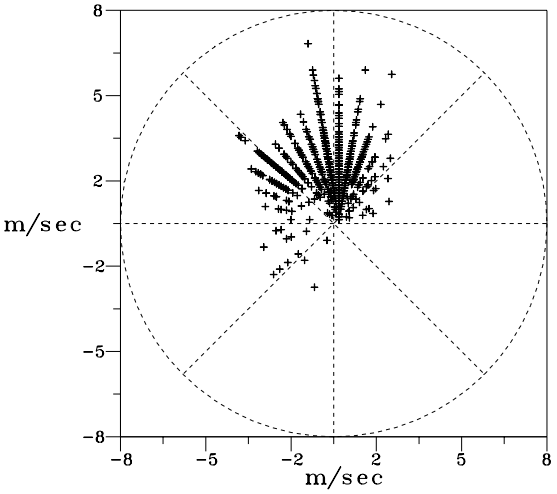


圖9.5.19 2007年 1月高雄港 B 站風向量圖

2007/02/01-2007/02/28 KH-B

MEAN= 2.3m/s MAX= 6.7m/s( NW) NO= 672(100%)

< 5 m/s:98% 5~10: 2% 10~15: 0% >15: 0%

N~E:42% E~S: 6% S~W: 4% W~N:47% Calm: 1%

Vector Mean: 1.5m/s(NNW)

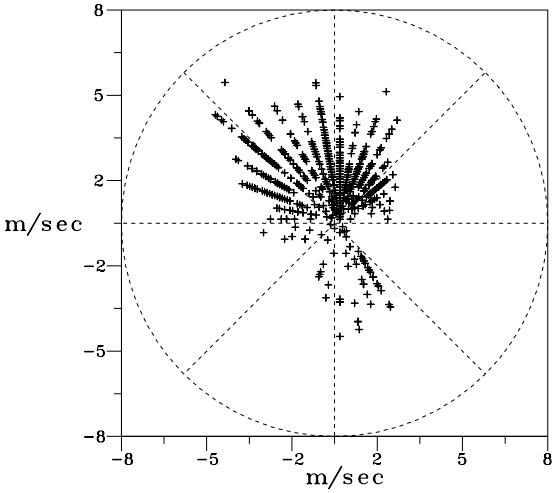


圖9.5.20 2007年 2月高雄港 B 站風向量圖

2007/03/01-2007/03/31 KH-B

MEAN= 2.2m/s MAX= 7.6m/s( N ) NO= 741(100%)

< 5 m/s:98% 5~10: 2% 10~15: 0% >15: 0%

N~E:35% E~S: 6% S~W:11% W~N:45% Calm: 3%

Vector Mean: 1.3m/s(NNW)

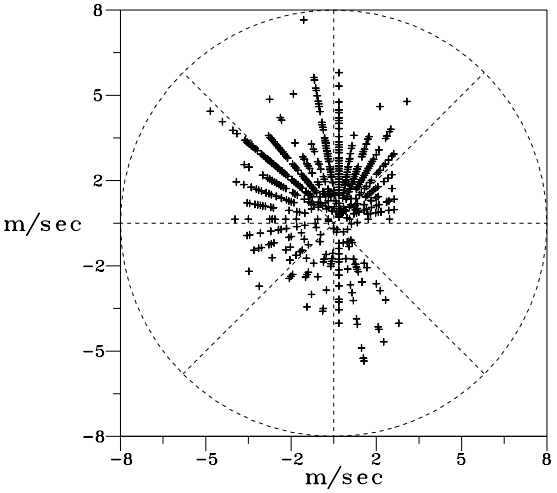


圖9.5.21 2007年 3月高雄港 B 站風向量圖

2007/04/01-2007/04/30 KH-B

MEAN= 2.1m/s MAX= 6.8m/s( N ) NO= 720(100%)

< 5 m/s:98% 5~10: 2% 10~15: 0% >15: 0%

N~E:30% E~S: 3% S~W:20% W~N:43% Calm: 4%

Vector Mean: 1.1m/s( NW)

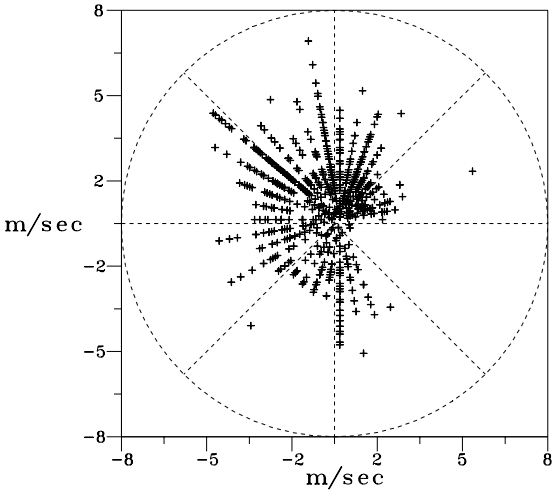


圖9.5.22 2007年 4月高雄港 B 站風向量圖

2007/05/01-2007/05/31 KH-B

MEAN= 2.1m/s MAX= 5.9m/s( NW) NO= 742(100%)

< 5 m/s:99% 5~10: 1% 10~15: 0% >15: 0%

N~E:21% E~S: 9% S~W:21% W~N:44% Calm: 5%

Vector Mean: 1.0m/s(WNW)

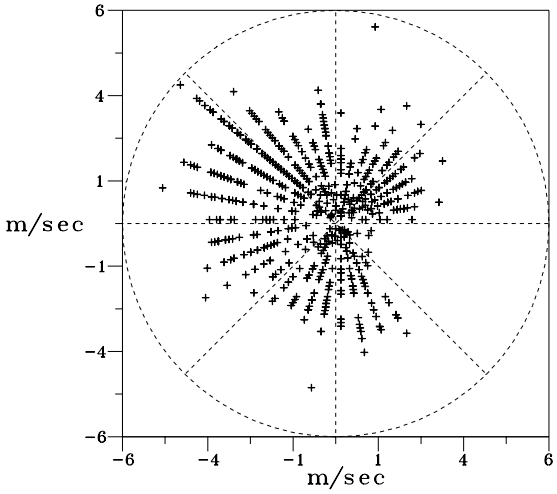


圖9.5.23 2007年 5月高雄港 B 站風向量圖

2007/06/01-2007/06/30 KH-B

MEAN= 2.3m/s MAX= 6.5m/s(NNW) NO= 710( 99%)

< 5 m/s:98% 5~10: 2% 10~15: 0% >15: 0%

N~E:32% E~S:24% S~W:20% W~N:22% Calm: 2%

Vector Mean: .4m/s( S )

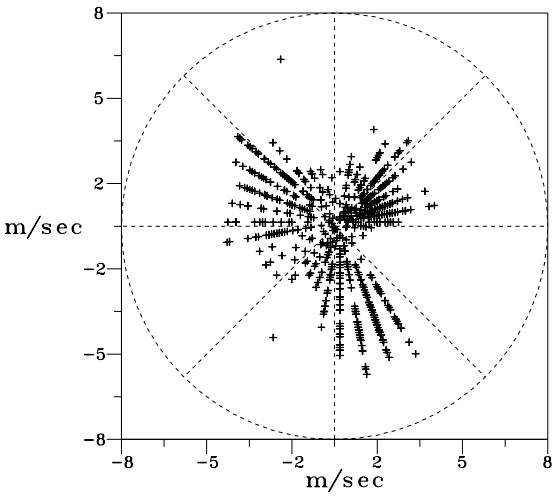


圖9.5.24 2007年 6月高雄港 B 站風向量圖

2007/07/01-2007/07/31 KH-B

MEAN= 2.5m/s MAX= 6.8m/s( S ) NO= 744(100%)

< 5 m/s:96% 5~10: 4% 10~15: 0% >15: 0%

N~E:25% E~S:15% S~W:23% W~N:35% Calm: 2%

Vector Mean: .5m/s( W )

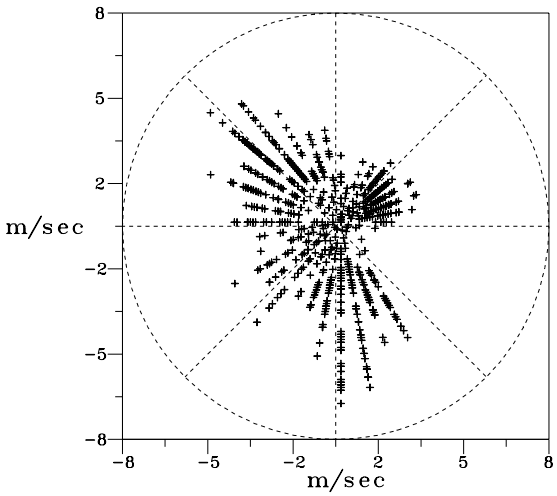


圖9.5.25 2007年 7月高雄港 B 站風向量圖

2007/08/01-2007/08/31 KH-B

MEAN= 2.6m/s MAX=13.9m/s(WSW) NO= 744(100%)

< 5 m/s:89% 5~10:10% 10~15: 1% >15: 0%

N~E:33% E~S:24% S~W:27% W~N:13% Calm: 3%

Vector Mean: 1.0m/s( S )

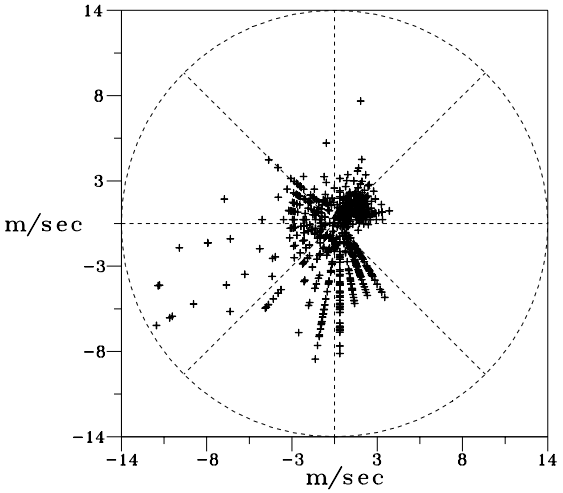


圖 9.5.26 2007年 8 月高雄港 B 站風向量圖

2007/09/01-2007/09/30 KH-B

MEAN= 1.9m/s MAX= 7.9m/s( NW) NO= 716( 99%)

< 5 m/s:97% 5~10: 3% 10~15: 0% >15: 0%

N~E:29% E~S: 9% S~W:22% W~N:34% Calm: 6%

Vector Mean: .6m/s( NW)

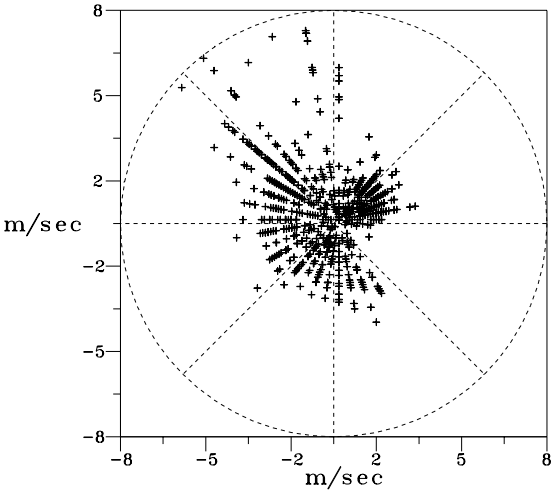


圖 9.5.27 2007年 9 月高雄港 B 站風向量圖

2007/10/01-2007/10/31 KH-B

MEAN= 2.0m/s MAX=12.4m/s( W ) NO= 743(100%)

< 5 m/s:97% 5~10: 1% 10~15: 2% >15: 0%

N~E:30% E~S: 2% S~W:14% W~N:50% Calm: 4%

Vector Mean: 1.3m/s( NW)

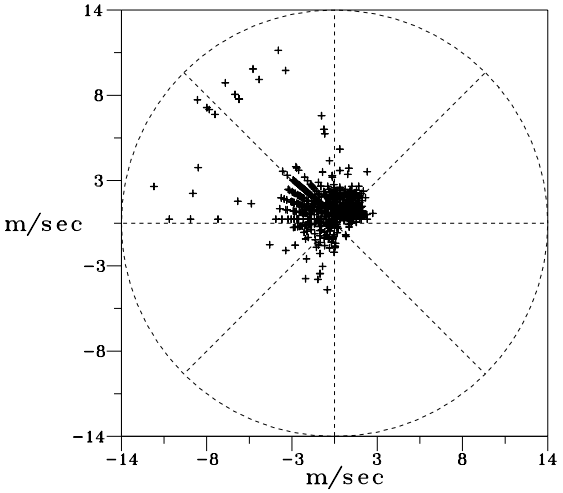


圖 9.5.28 2007年10 月高雄港 B 站風向量圖

2007/11/01-2007/11/30 KH-B

MEAN= 1.9m/s MAX= 5.4m/s( N ) NO= 720(100%)

< 5 m/s:99% 5~10: 1% 10~15: 0% >15: 0%

N~E:43% E~S: 1% S~W: 3% W~N:49% Calm: 4%

Vector Mean: 1.6m/s(NNW)

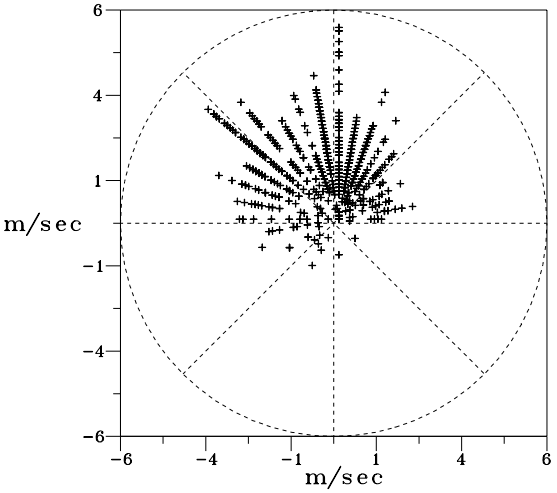


圖 9.5.29 2007年11 月高雄港 B 站風向量圖

2006/12/01-2007/02/28 KH-B

MEAN= 2.3m/s MAX= 6.7m/s( N ) NO= 2158(100%)

< 5 m/s:99% 5~10: 1% 10~15: 0% >15: 0%

N~E:44% E~S: 2% S~W: 2% W~N:51% Calm: 1%

Vector Mean: 1.8m/s(NNW)

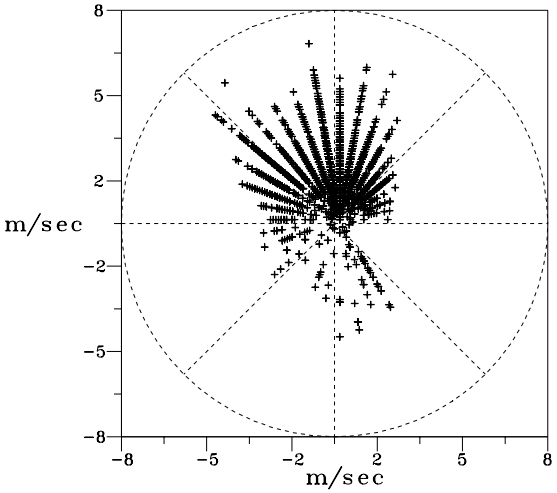


圖 9.5.30 2007年冬季高雄港 B 站風向量圖

2007/03/01-2007/05/31 KH-B

MEAN= 2.2m/s MAX= 7.6m/s( N ) NO= 2203(100%)

< 5 m/s:98% 5~10: 2% 10~15: 0% >15: 0%

N~E:29% E~S: 6% S~W:17% W~N:44% Calm: 4%

Vector Mean: 1.1m/s( NW)

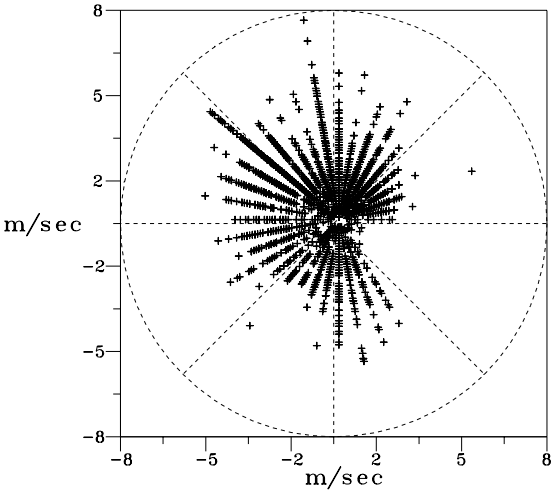


圖 9.5.31 2007年春季高雄港 B 站風向量圖

2007/06/01-2007/08/31 KH-B

MEAN= 2.5m/s MAX=13.9m/s(WSW) NO= 2198(100%)

< 5 m/s:95% 5~10: 5% 10~15: 0% >15: 0%

N~E:30% E~S:21% S~W:23% W~N:23% Calm: 3%

Vector Mean: .5m/s(SSW)

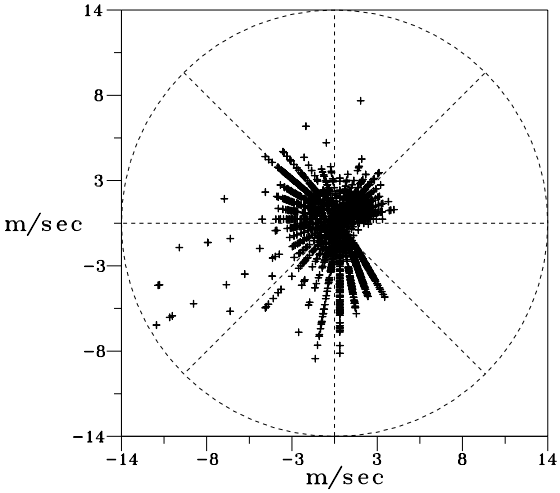


圖 9.5.32 2007年夏季高雄港 B 站風向量圖

2007/09/01-2007/11/30 KH-B

MEAN= 1.9m/s MAX=12.4m/s( W ) NO= 2179(100%)

< 5 m/s:97% 5~10: 2% 10~15: 1% >15: 0%

N~E:34% E~S: 4% S~W:13% W~N:44% Calm: 5%

Vector Mean: 1.1m/s( NW)

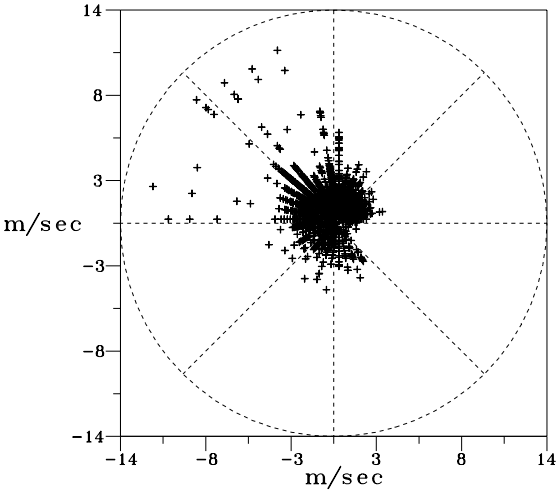


圖 9.5.33 2007年秋季高雄港 B 站風向量圖

2006/12/01-2007/11/30 KH-B

MEAN= 2.2m/s MAX=13.9m/s(WSW) NO= 8738(100%)

< 5 m/s:97% 5~10: 3% 10~15: 0% >15: 0%

N~E:34% E~S: 8% S~W:14% W~N:41% Calm: 3%

Vector Mean: .9m/s( NW)

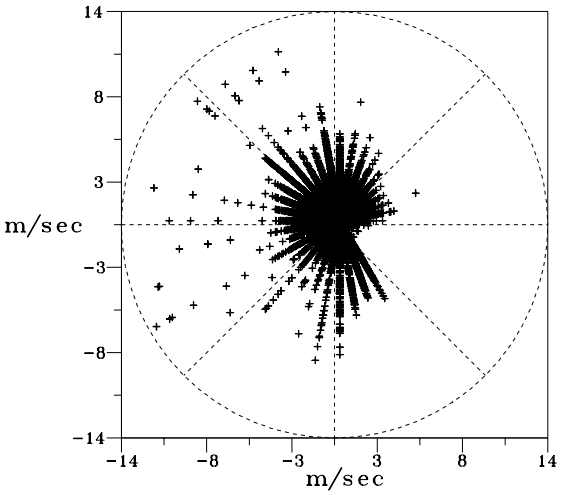


圖 9.5.34 2007年全年高雄港 B 站風向量圖

## 9.6　2007年花蓮港風力向量圖

# Distribution of Wind Vector

2006/12/01-2006/12/31 HL-W

MEAN= 4.1m/s MAX=11.7m/s(ENE) NO= 743(100%)

< 5 m/s:69% 5~10:28% 10~15: 3% >15: 0%

N~E:57% E~S: 7% S~W:15% W~N:21% Calm: 0%

Vector Mean: 2.3m/s( NE)

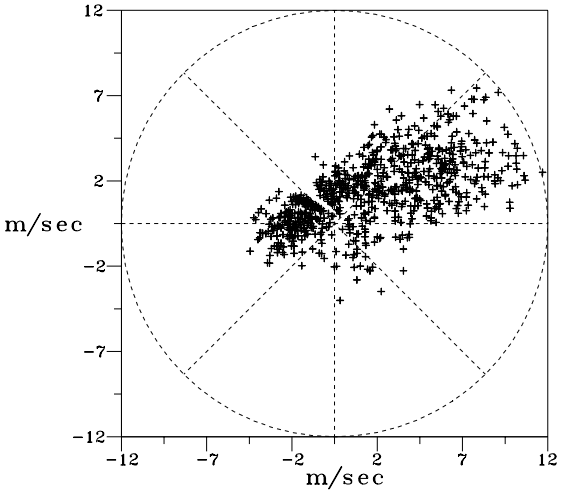


圖9.6.1 2006年12月花蓮港 W 站風向量圖

2007/01/01-2007/01/31 HL-W

MEAN= 4.0m/s MAX=14.2m/s( E ) NO= 744(100%)

< 5 m/s:74% 5~10:23% 10~15: 3% >15: 0%

N~E:49% E~S: 5% S~W:16% W~N:30% Calm: 0%

Vector Mean: 1.9m/s( NE)

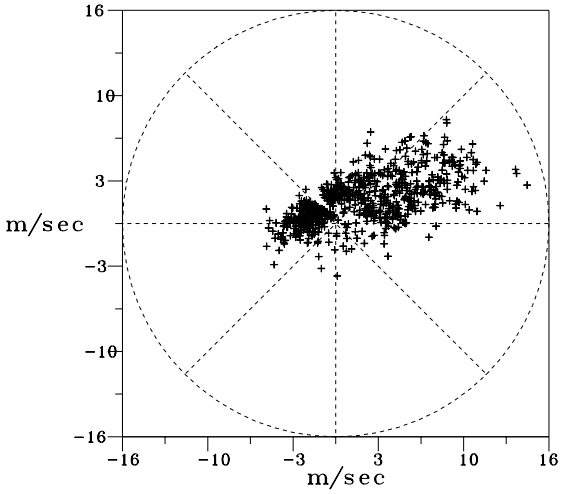


圖9.6.2 2007年 1月花蓮港 W 站風向量圖

2007/02/01-2007/02/28 HL-W

MEAN= 4.0m/s MAX=12.3m/s( S ) NO= 672(100%)

< 5 m/s:75% 5~10:23% 10~15: 2% >15: 0%

N~E:40% E~S: 8% S~W:31% W~N:21% Calm: 0%

Vector Mean: .4m/s( NE)

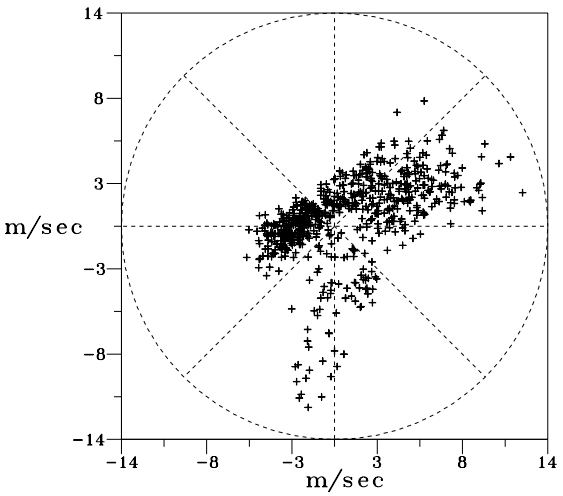


圖9.6.3 2007年 2月花蓮港 W 站風向量圖

2007/03/01-2007/03/31 HL-W

MEAN= 3.8m/s MAX=14.2m/s( S ) NO= 744(100%)

< 5 m/s:78% 5~10:19% 10~15: 3% >15: 0%

N~E:35% E~S:12% S~W:28% W~N:25% Calm: 0%

Vector Mean: .7m/s( NE)

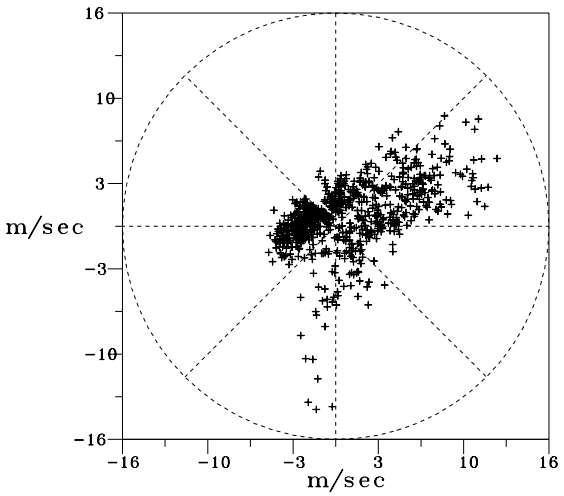


圖9.6.4 2007年 3月花蓮港 W 站風向量圖

2007/04/01-2007/04/30 HL-W

MEAN= 3.5m/s MAX=12.2m/s(ENE) NO= 720(100%)

< 5 m/s:80% 5~10:18% 10~15: 2% >15: 0%

N~E:34% E~S:14% S~W:28% W~N:24% Calm: 0%

Vector Mean: .5m/s( NE)

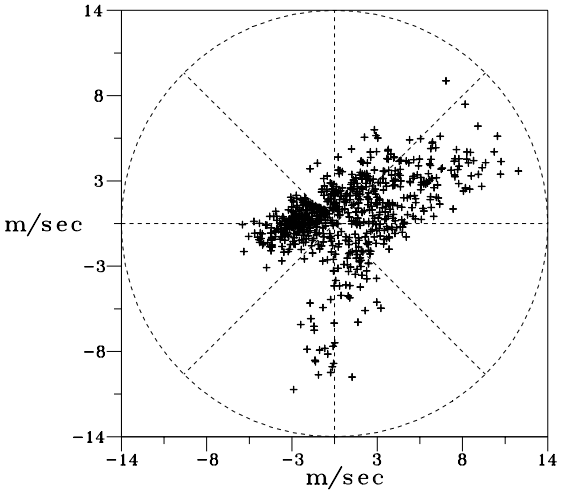


圖9.6.5 2007年 4月花蓮港 W 站風向量圖

2007/05/01-2007/05/31 HL-W

MEAN= 2.9m/s MAX= 8.4m/s(NNE) NO= 744(100%)

< 5 m/s:92% 5~10: 8% 10~15: 0% >15: 0%

N~E:25% E~S:22% S~W:34% W~N:19% Calm: 0%

Vector Mean: .3m/s(CAL)

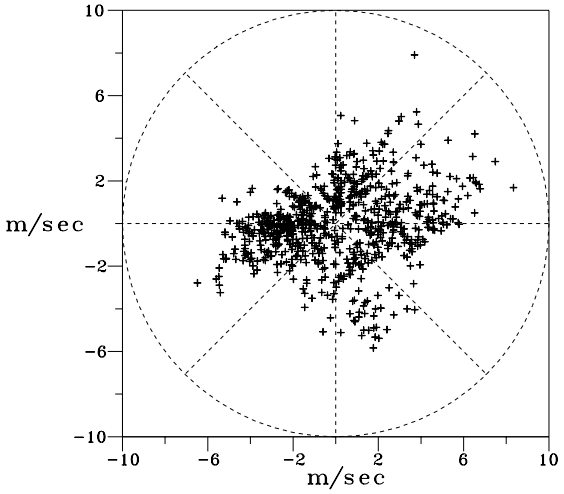


圖9.6.6 2007年 5月花蓮港 W 站風向量圖

2007/06/01-2007/06/30 HL-W

MEAN= 3.5m/s MAX=13.4m/s( S ) NO= 720(100%)

< 5 m/s:84% 5~10:14% 10~15: 2% >15: 0%

N~E:25% E~S:18% S~W:41% W~N:16% Calm: 0%

Vector Mean: 1.2m/s(SSW)

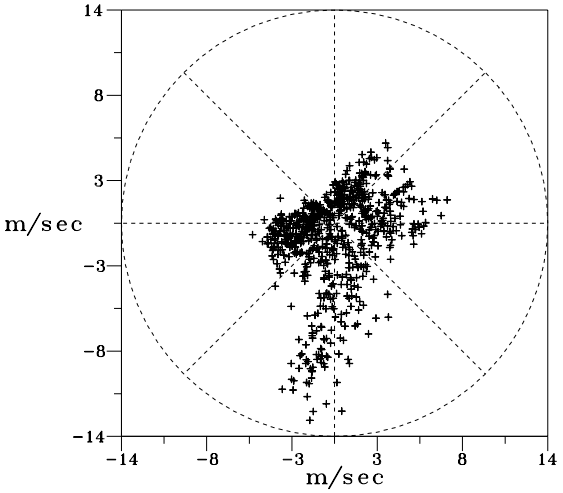


圖9.6.7 2007年 6月花蓮港 W 站風向量圖

2007/07/01-2007/07/31 HL-W

MEAN= 3.2m/s MAX= 9.4m/s( S ) NO= 744(100%)

< 5 m/s:89% 5~10:11% 10~15: 0% >15: 0%

N~E: 9% E~S:34% S~W:47% W~N:10% Calm: 0%

Vector Mean: 1.4m/s(SSW)

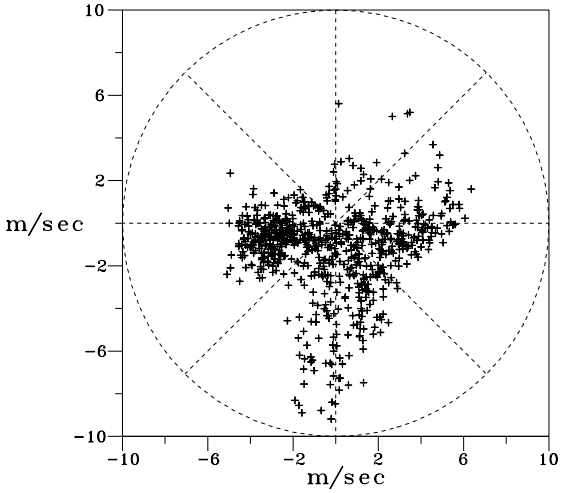


圖9.6.8 2007年 7月花蓮港 W 站風向量圖

## Distribution of Wind Vector

2007/08/01-2007/08/31 HL-W

MEAN= 3.8m/s MAX=21.1m/s( S ) NO= 744(100%)

< 5 m/s:83% 5~10:14% 10~15: 1% >15: 2%

N~E:16% E~S:20% S~W:46% W~N:18% Calm: 0%

Vector Mean: 1.2m/s(SSW)

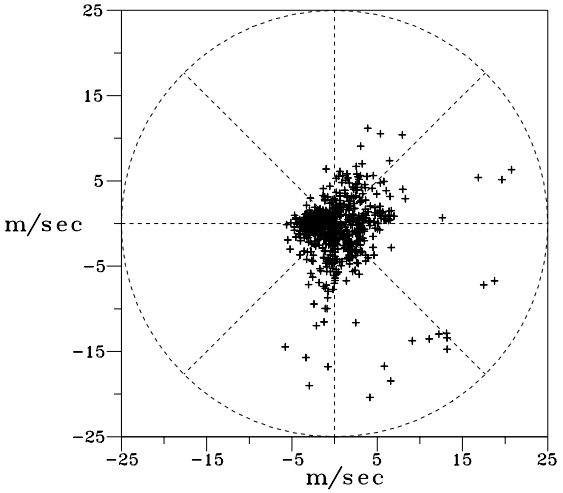


圖9.6.9 2007年 8月花蓮港 W 站風向量圖

2007/09/01-2007/09/30 HL-W

MEAN= 3.3m/s MAX= 8.7m/s( E ) NO= 720(100%)

< 5 m/s:88% 5~10:12% 10~15: 0% >15: 0%

N~E:33% E~S:12% S~W:32% W~N:23% Calm: 0%

Vector Mean: .4m/s(NNE)

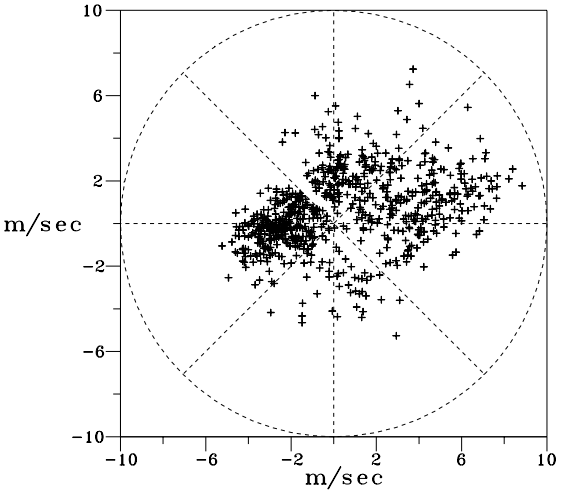


圖9.6.10 2007年 9月花蓮港 W 站風向量圖

2007/10/01-2007/10/31 HL-W

MEAN= 4.1m/s MAX=26.8m/s(WNW) NO= 744(100%)

< 5 m/s:73% 5~10:25% 10~15: 2% >15: 0%

N~E:61% E~S: 2% S~W:15% W~N:22% Calm: 0%

Vector Mean: 2.3m/s( NE)

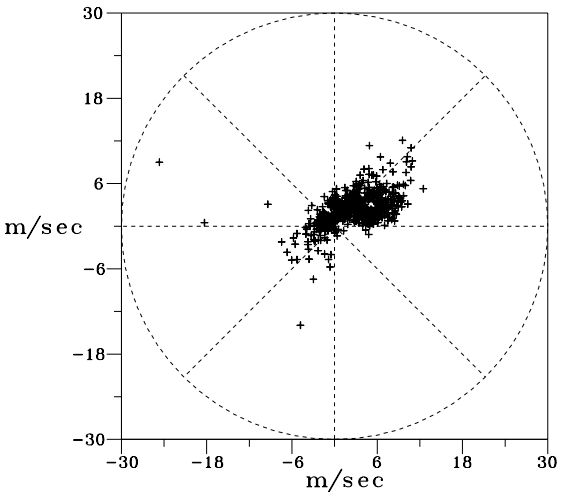


圖9.6.11 2007年10月花蓮港 W 站風向量圖

2007/11/01-2007/11/30 HL-W

MEAN= 4.2m/s MAX=12.7m/s(ENE) NO= 404( 56%)

< 5 m/s:66% 5~10:33% 10~15: 1% >15: 0%

N~E:63% E~S: 3% S~W:12% W~N:22% Calm: 0%

Vector Mean: 2.8m/s( NE)

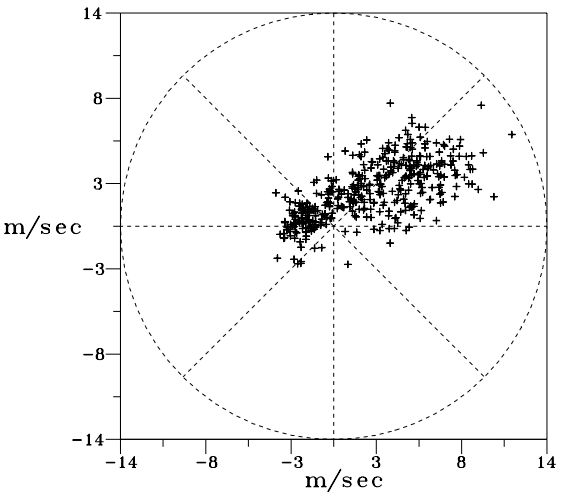


圖9.6.12 2007年11月花蓮港 W 站風向量圖

2006/12/01-2007/02/28 HL-W

MEAN= 4.0m/s MAX=14.2m/s( E ) NO= 2159(100%)

< 5 m/s:73% 5~10:25% 10~15: 2% >15: 0%

N~E:48% E~S: 7% S~W:21% W~N:24% Calm: 0%

Vector Mean: 1.6m/s( NE)

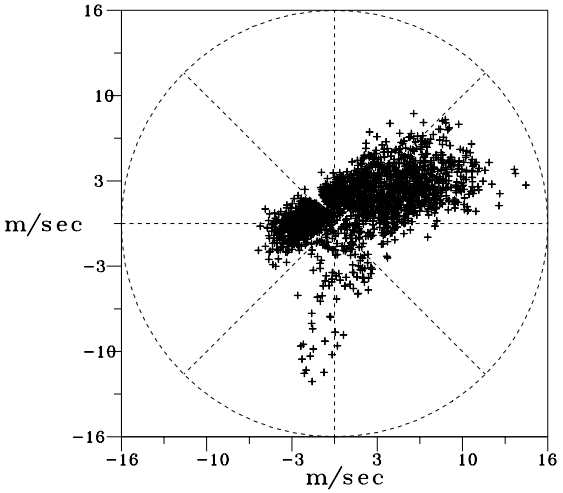


圖9.6.13 2007年冬季花蓮港 W 站風向量圖

2007/03/01-2007/05/31 HL-W

MEAN= 3.4m/s MAX=14.2m/s( S ) NO= 2208(100%)

< 5 m/s:83% 5~10:15% 10~15: 2% >15: 0%

N~E:31% E~S:16% S~W:30% W~N:23% Calm: 0%

Vector Mean: .3m/s(CAL)

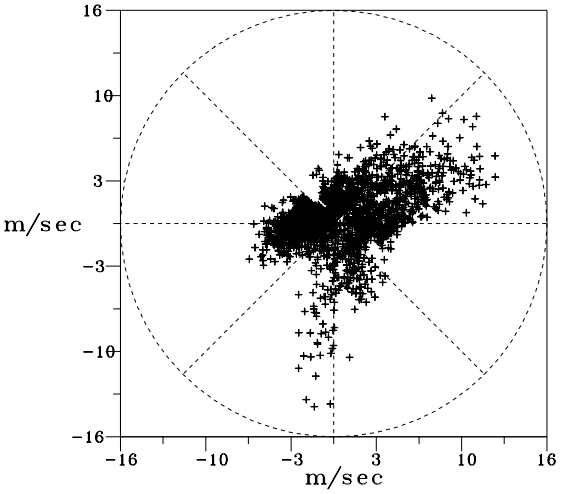


圖9.6.14 2007年春季花蓮港 W 站風向量圖

2007/06/01-2007/08/31 HL-W

MEAN= 3.5m/s MAX=21.1m/s( S ) NO= 2208(100%)

< 5 m/s:85% 5~10:13% 10~15: 1% >15: 1%

N~E:16% E~S:24% S~W:46% W~N:14% Calm: 0%

Vector Mean: 1.3m/s(SSW)

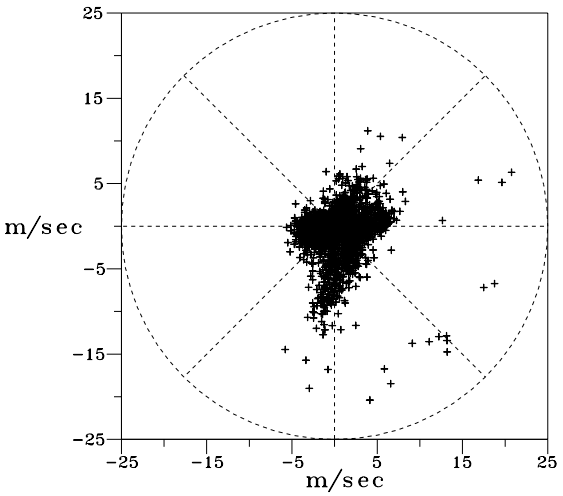


圖9.6.15 2007年夏季花蓮港 W 站風向量圖

2007/09/01-2007/11/30 HL-W

MEAN= 3.8m/s MAX=26.8m/s(WNW) NO= 1868( 86%)

< 5 m/s:77% 5~10:22% 10~15: 1% >15: 0%

N~E:50% E~S: 6% S~W:21% W~N:23% Calm: 0%

Vector Mean: 1.6m/s( NE)

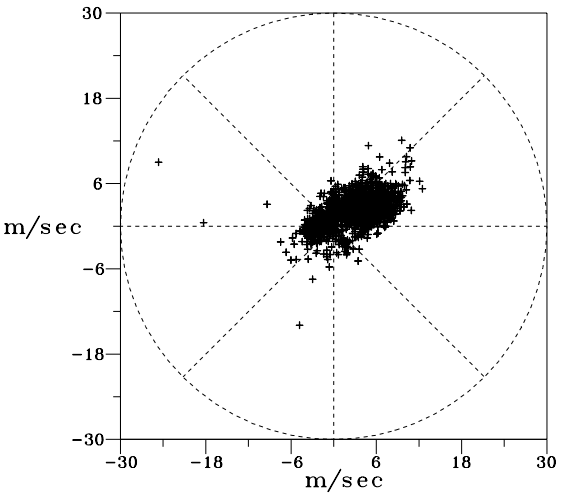


圖9.6.16 2007年秋季花蓮港 W 站風向量圖

2006/12/01-2007/11/30 HL-W

MEAN= 3.7m/s MAX=26.8m/s(WNW) NO= 8443( 96%)

< 5 m/s:80% 5~10:18% 10~15: 2% >15: 0%

N~E:36% E~S:13% S~W:30% W~N:21% Calm: 0%

Vector Mean: .6m/s(ENE)

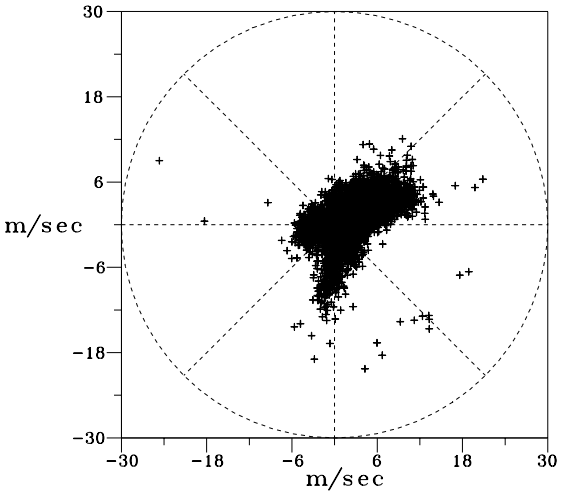


圖 9.6.17 2007年全年花蓮港 W 站風向量圖

2006/12/01-2006/12/31 HL-A

MEAN= 3.6m/s MAX=10.0m/s( NE) NO= 744(100%)

< 5 m/s:75% 5~10:25% 10~15: 0% >15: 0%

N~E:51% E~S: 6% S~W:21% W~N:21% Calm: 1%

Vector Mean: 2.0m/s(NNE)

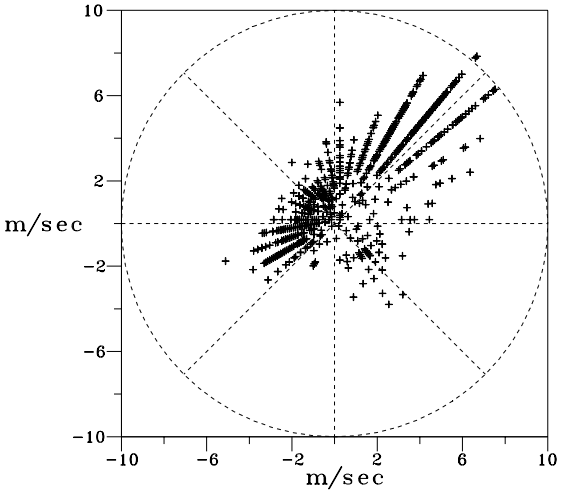


圖 9.6.18 2006年12月花蓮港 A 站風向量圖

2007/01/01-2007/01/31 HL-A

MEAN= 3.4m/s MAX=10.7m/s( NE) NO= 743(100%)

< 5 m/s:80% 5~10:20% 10~15: 0% >15: 0%

N~E:44% E~S: 4% S~W:27% W~N:25% Calm: 0%

Vector Mean: 1.6m/s(NNE)

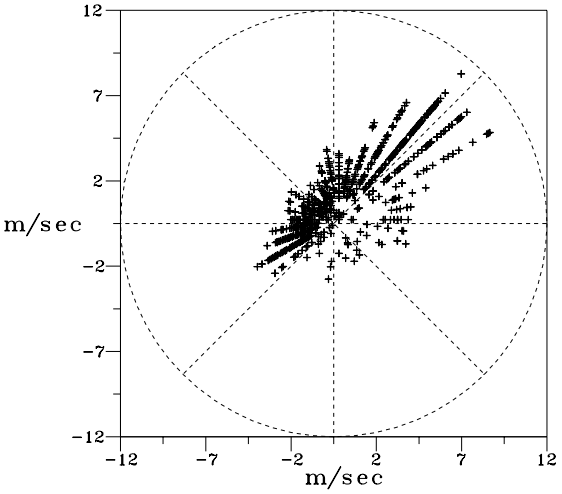


圖 9.6.19 2007年 1 月花蓮港 A 站風向量圖

2007/02/01-2007/02/28 HL-A

MEAN= 3.5m/s MAX=10.0m/s( S ) NO= 672(100%)

< 5 m/s:81% 5~10:19% 10~15: 0% >15: 0%

N~E:34% E~S:11% S~W:37% W~N:18% Calm: 0%

Vector Mean: .4m/s( N )

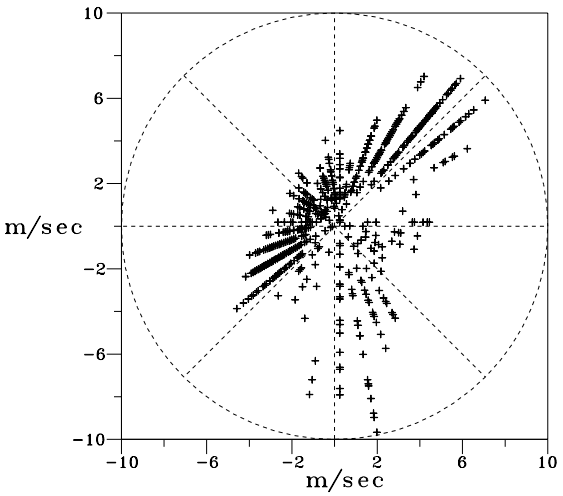


圖 9.6.20 2007年 2 月花蓮港 A 站風向量圖

2007/03/01-2007/03/31 HL-A

MEAN= 3.3m/s MAX=12.3m/s( NE) NO= 743(100%)

< 5 m/s:82% 5~10:17% 10~15: 1% >15: 0%

N~E:32% E~S:13% S~W:33% W~N:22% Calm: 0%

Vector Mean: .5m/s(NNE)

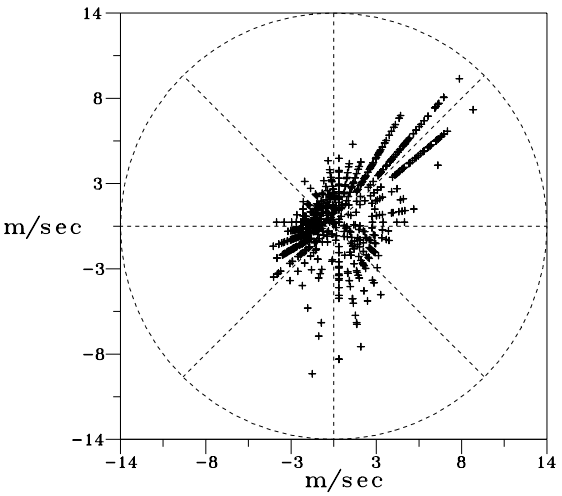


圖 9.6.21 2007年 3 月花蓮港 A 站風向量圖

2007/04/01-2007/04/30 HL-A

MEAN= 3.1m/s MAX=11.1m/s(WSW) NO= 720(100%)

< 5 m/s:85% 5~10:15% 10~15: 0% >15: 0%

N~E:31% E~S:15% S~W:34% W~N:19% Calm: 1%

Vector Mean: .4m/s( N )

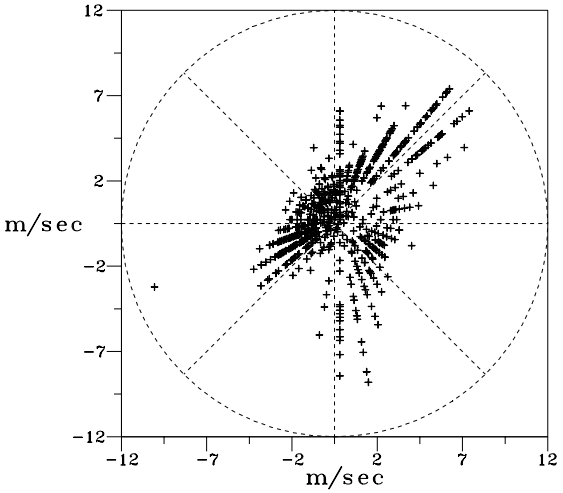


圖 9.6.22 2007年 4 月花蓮港 A 站風向量圖

2007/05/01-2007/05/31 HL-A

MEAN= 2.6m/s MAX= 7.5m/s(NNE) NO= 743(100%)

< 5 m/s:95% 5~10: 5% 10~15: 0% >15: 0%

N~E:22% E~S:23% S~W:38% W~N:15% Calm: 2%

Vector Mean: .3m/s( SW)

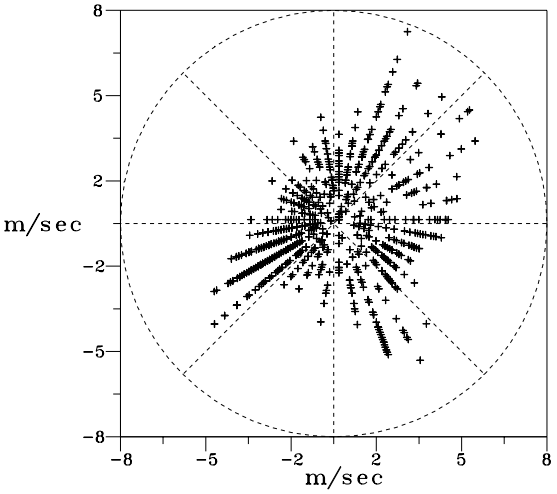


圖 9.6.23 2007年 5 月花蓮港 A 站風向量圖

2007/06/01-2007/06/30 HL-A

MEAN= 3.0m/s MAX=10.3m/s( S ) NO= 710( 99%)

< 5 m/s:89% 5~10:11% 10~15: 0% >15: 0%

N~E:24% E~S:21% S~W:41% W~N:13% Calm: 1%

Vector Mean: 1.0m/s( S )

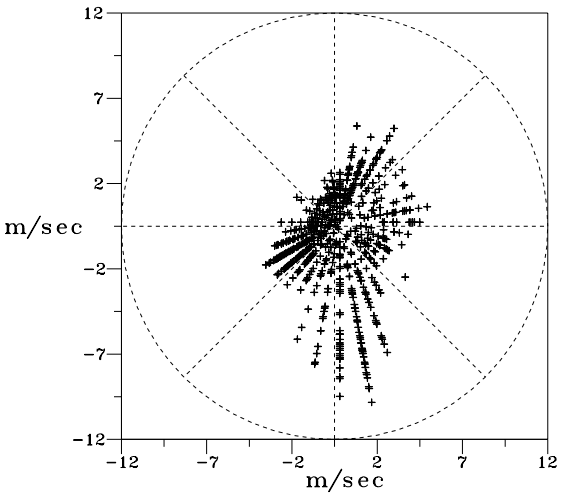


圖 9.6.24 2007年 6 月花蓮港 A 站風向量圖

2007/07/01-2007/07/31 HL-A

MEAN= 2.9m/s MAX= 8.9m/s( S ) NO= 743(100%)

< 5 m/s:92% 5~10: 8% 10~15: 0% >15: 0%

N~E: 9% E~S:40% S~W:44% W~N: 6% Calm: 1%

Vector Mean: 1.4m/s( S )

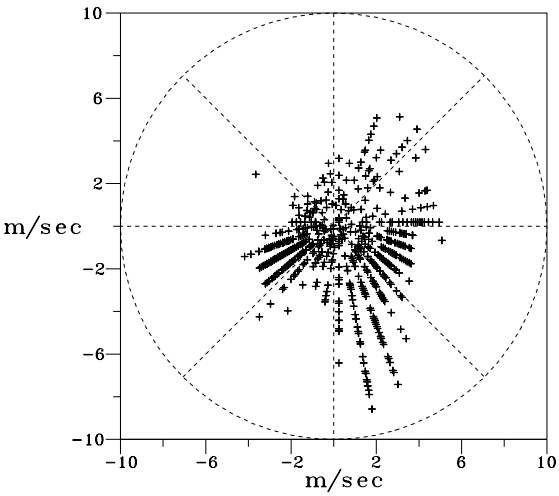


圖 9.6.25 2007年 7 月花蓮港 A 站風向量圖

2007/08/01-2007/08/31 HL-A

MEAN= 3.3m/s MAX=19.6m/s( S ) NO= 735( 99%)

< 5 m/s:88% 5~10: 9% 10~15: 1% >15: 2%

N~E:10% E~S:24% S~W:55% W~N:10% Calm: 1%

Vector Mean: 1.5m/s( S )

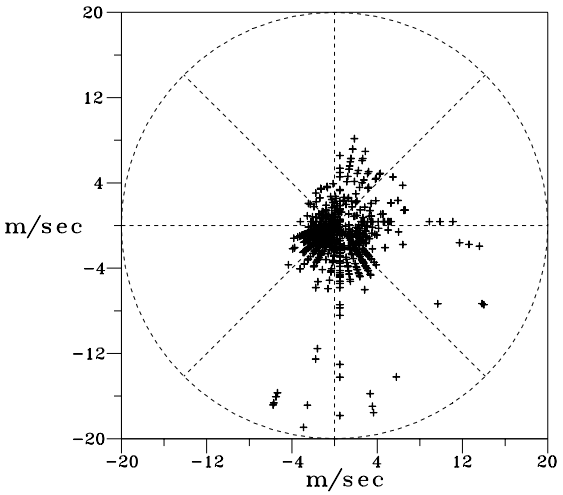


圖 9.6.26 2007年 8 月花蓮港 A 站風向量圖

2007/09/01-2007/09/30 HL-A

MEAN= 2.8m/s MAX= 7.3m/s(ENE) NO= 716( 99%)

< 5 m/s:93% 5~10: 7% 10~15: 0% >15: 0%

N~E:18% E~S:24% S~W:43% W~N:14% Calm: 1%

Vector Mean: .6m/s(SSE)

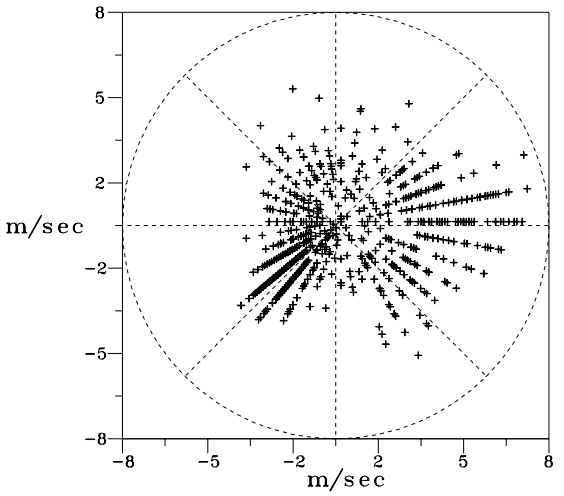


圖 9.6.27 2007年 9 月花蓮港 A 站風向量圖

2007/10/01-2007/10/31 HL-A

MEAN= 3.6m/s MAX=22.7m/s( W ) NO= 743(100%)

< 5 m/s:78% 5~10:20% 10~15: 2% >15: 0%

N~E:37% E~S:18% S~W:28% W~N:17% Calm: 0%

Vector Mean: 1.4m/s(ENE)

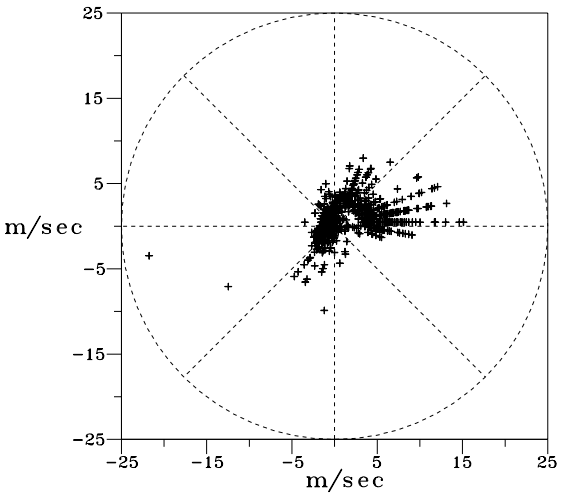


圖 9.6.28 2007年10 月花蓮港 A 站風向量圖

2007/11/01-2007/11/30 HL-A

MEAN= 4.1m/s MAX=11.9m/s(NNE) NO= 720(100%)

< 5 m/s:66% 5~10:32% 10~15: 2% >15: 0%

N~E:57% E~S: 1% S~W:19% W~N:23% Calm: 0%

Vector Mean: 3.0m/s(NNE)

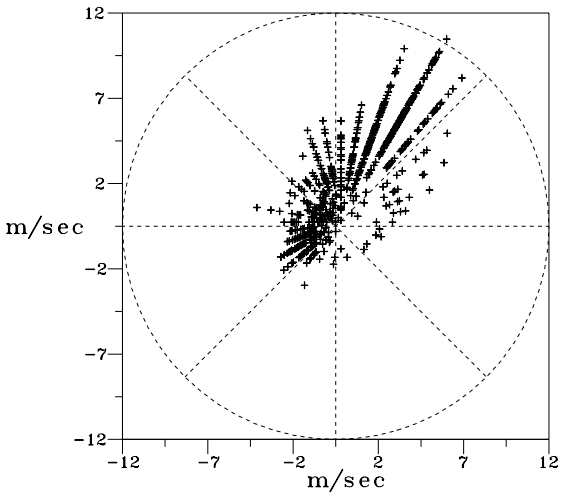


圖 9.6.29 2007年11 月花蓮港 A 站風向量圖

2006/12/01-2007/02/28 HL-A

MEAN= 3.5m/s MAX=10.7m/s( NE) NO= 2159(100%)

< 5 m/s:78% 5~10:22% 10~15: 0% >15: 0%

N~E:43% E~S: 7% S~W:28% W~N:21% Calm: 1%

Vector Mean: 1.3m/s(NNE)

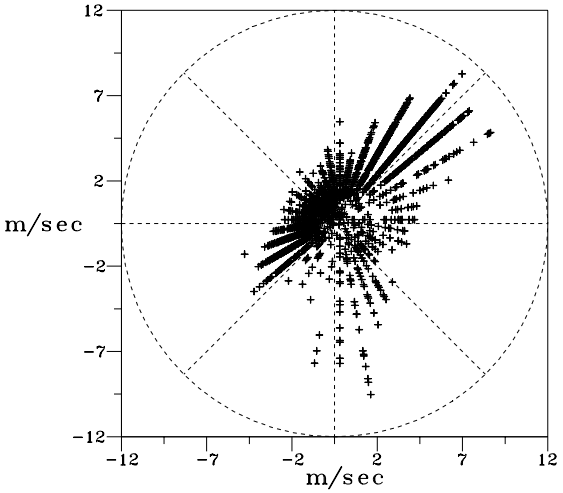


圖 9.6.30 2007年冬季花蓮港 A 站風向量圖

2007/03/01-2007/05/31 HL-A

MEAN= 3.0m/s MAX=12.3m/s( NE) NO= 2206(100%)

< 5 m/s:88% 5~10:12% 10~15: 0% >15: 0%

N~E:28% E~S:17% S~W:35% W~N:19% Calm: 1%

Vector Mean: .2m/s(CAL)

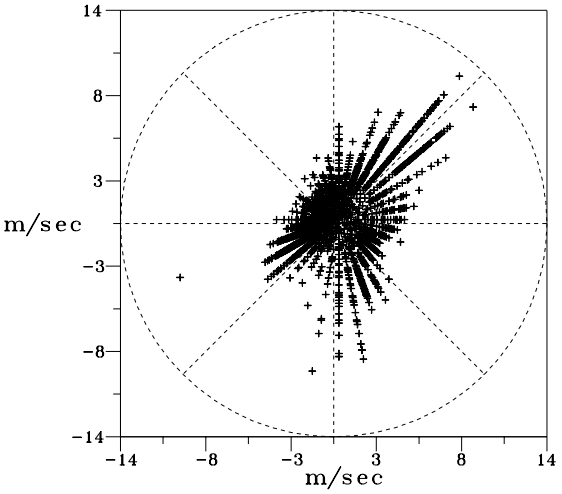


圖 9.6.31 2007年春季花蓮港 A 站風向量圖

2007/06/01-2007/08/31 HL-A

MEAN= 3.1m/s MAX=19.6m/s( S ) NO= 2188( 99%)

< 5 m/s:90% 5~10: 9% 10~15: 0% >15: 1%

N~E:14% E~S:28% S~W:48% W~N: 9% Calm: 1%

Vector Mean: 1.3m/s( S )

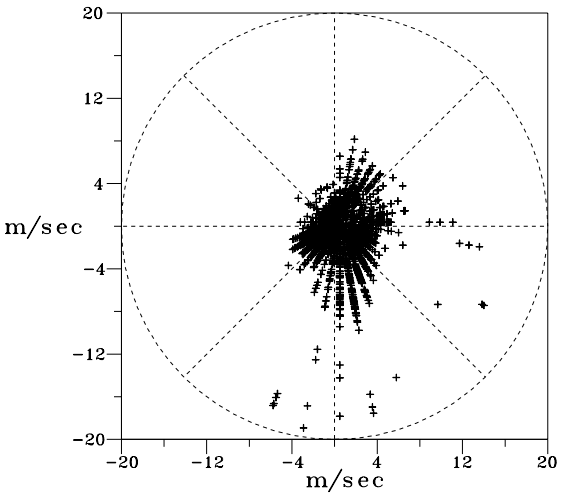


圖 9.6.32 2007年夏季花蓮港 A 站風向量圖

2007/09/01-2007/11/30 HL-A

MEAN= 3.5m/s MAX=22.7m/s( W ) NO= 2179(100%)

< 5 m/s:79% 5~10:20% 10~15: 1% >15: 0%

N~E:38% E~S:14% S~W:30% W~N:18% Calm: 0%

Vector Mean: 1.2m/s( NE)

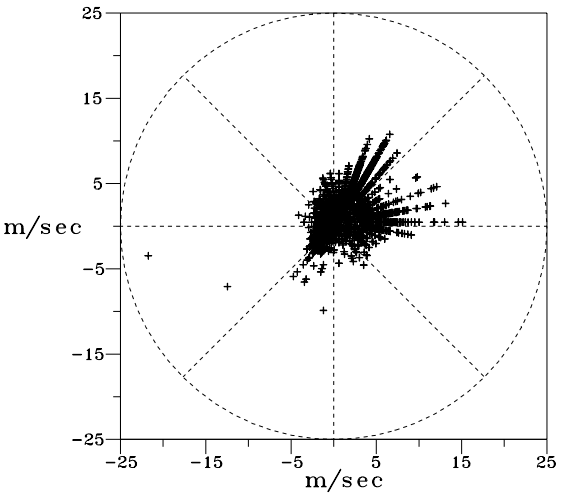


圖 9.6.33 2007年秋季花蓮港 A 站風向量圖

2006/12/01-2007/11/30 HL-A

MEAN= 3.3m/s MAX=22.7m/s( W ) NO= 8732(100%)

< 5 m/s:83% 5~10:16% 10~15: 1% >15: 0%

N~E:31% E~S:17% S~W:34% W~N:17% Calm: 1%

Vector Mean: .4m/s( NE)

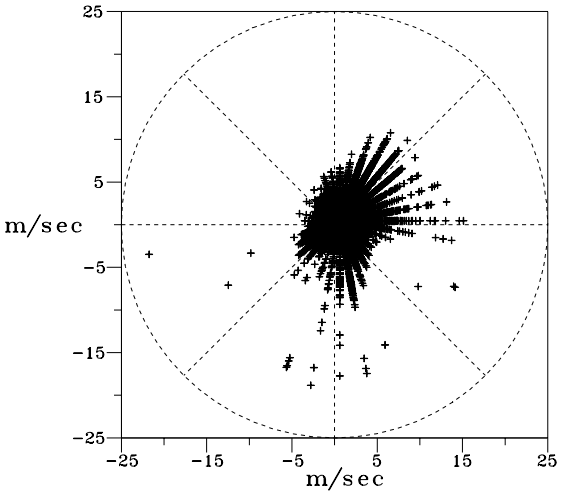


圖 9.6.34 2007年全年花蓮港 A 站風向量圖

# 9.7　2007年蘇澳港風力向量圖

2006/12/01-2006/12/31 SA-2

MEAN= 1.9m/s MAX=10.1m/s(ENE) NO= 743(100%)

< 5 m/s:96% 5~10: 4% 10~15: 0% >15: 0%

N~E:15% E~S: 7% S~W:39% W~N:32% Calm: 7%

Vector Mean: .9m/s(WNW)

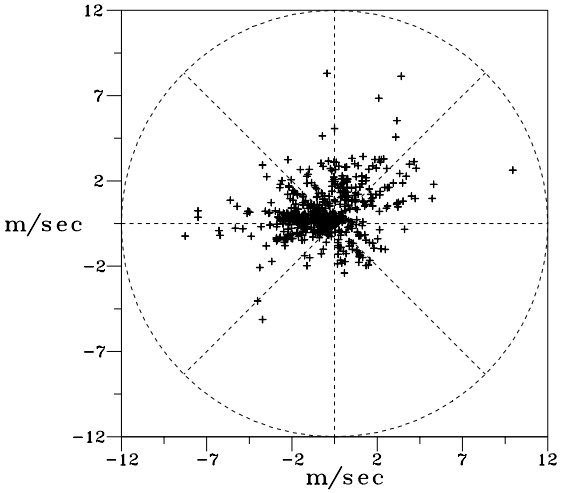


圖9.7.1 2006年12月蘇澳港2站風向量圖

2007/01/01-2007/01/31 SA-2

MEAN= 1.8m/s MAX= 8.9m/s( NE) NO= 744(100%)

< 5 m/s:98% 5~10: 2% 10~15: 0% >15: 0%

N~E:16% E~S: 5% S~W:38% W~N:35% Calm: 6%

Vector Mean: .9m/s(WNW)

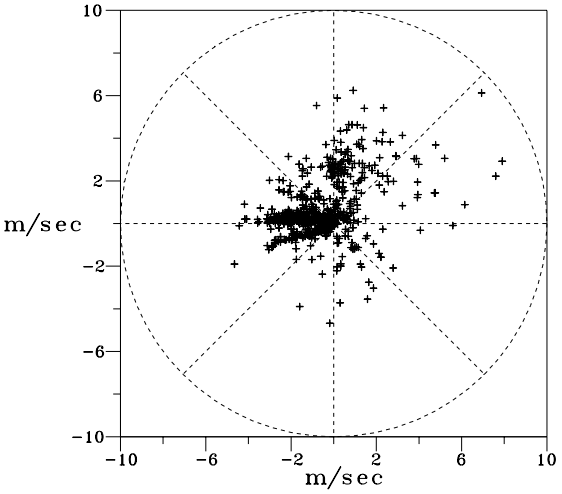


圖9.7.2 2007年 1月蘇澳港2站風向量圖

2007/02/01-2007/02/28 SA-2

MEAN= 1.4m/s MAX= 6.0m/s( NE) NO= 672(100%)

< 5 m/s:99% 5~10: 0% 10~15: 0% >15: 0%

N~E:16% E~S:11% S~W:38% W~N:22% Calm:13%

Vector Mean: .3m/s(WNW)

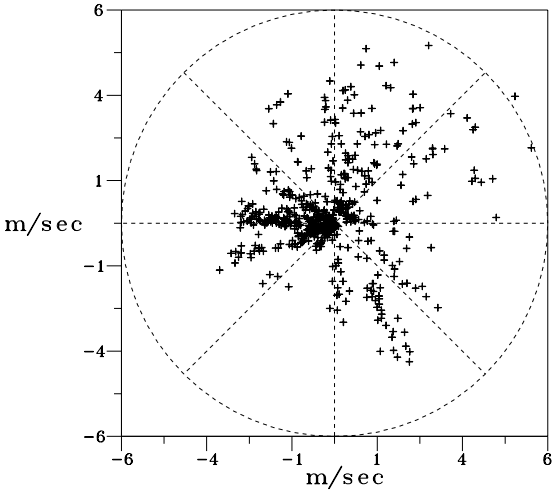


圖9.7.3 2007年 2月蘇澳港2站風向量圖

2007/03/01-2007/03/31 SA-2

MEAN= 1.4m/s MAX= 7.6m/s( E ) NO= 744(100%)

< 5 m/s:99% 5~10: 1% 10~15: 0% >15: 0%

N~E:17% E~S:11% S~W:34% W~N:21% Calm:17%

Vector Mean: .3m/s(WNW)

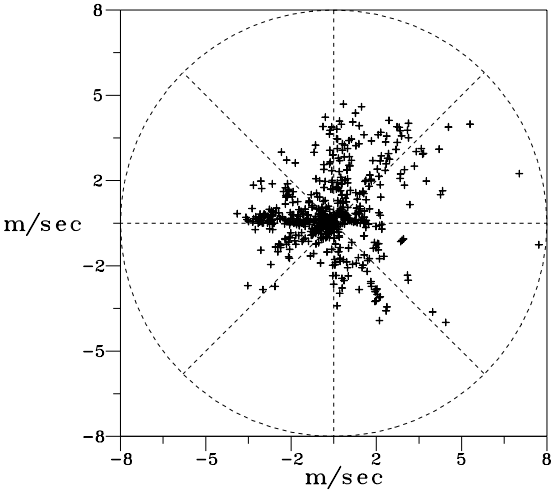


圖9.7.4 2007年 3月蘇澳港2站風向量圖

2007/04/01-2007/04/30 SA-2

MEAN= 1.4m/s MAX= 6.9m/s( N ) NO= 720(100%)

< 5 m/s:98% 5~10: 2% 10~15: 0% >15: 0%

N~E:19% E~S:12% S~W:33% W~N:19% Calm:17%

Vector Mean: .2m/s(CAL)

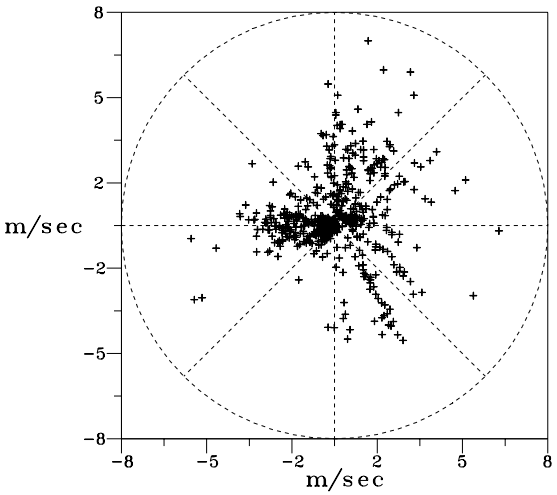


圖9.7.5 2007年 4月蘇澳港2站風向量圖

2007/05/01-2007/05/31 SA-2

MEAN= .9m/s MAX= 5.0m/s( SE) NO= 744(100%)

< 5 m/s:99% 5~10: 0% 10~15: 0% >15: 0%

N~E:11% E~S:20% S~W:22% W~N:10% Calm:37%

Vector Mean: .3m/s(CAL)

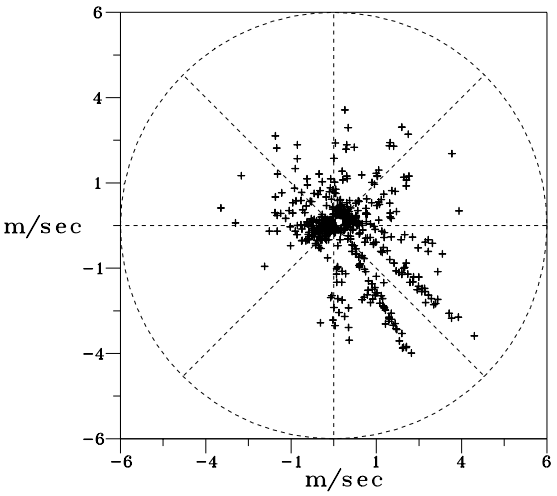


圖9.7.6 2007年 5月蘇澳港2站風向量圖

2007/06/01-2007/06/30 SA-2

MEAN= 1.2m/s MAX= 5.9m/s( S ) NO= 720(100%)

< 5 m/s:99% 5~10: 1% 10~15: 0% >15: 0%

N~E:18% E~S:22% S~W:18% W~N:15% Calm:27%

Vector Mean: .4m/s(SSE)

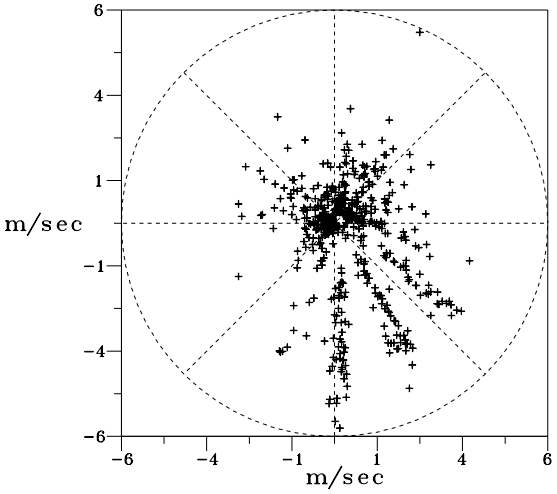


圖9.7.7 2007年 6月蘇澳港2站風向量圖

2007/07/01-2007/07/31 SA-2

MEAN= 1.1m/s MAX= 5.6m/s( NE) NO= 744(100%)

< 5 m/s:99% 5~10: 0% 10~15: 0% >15: 0%

N~E:11% E~S:32% S~W:23% W~N: 7% Calm:27%

Vector Mean: .6m/s( SE)

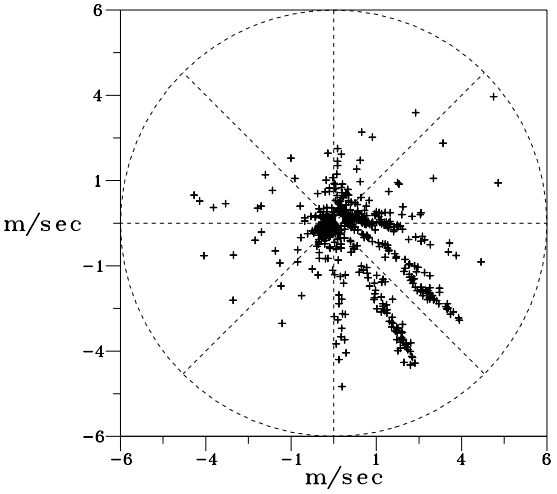


圖9.7.8 2007年 7月蘇澳港2站風向量圖

2007/08/01-2007/08/31 SA-2

MEAN= 2.0m/s MAX=18.6m/s(ESE) NO= 744(100%)

< 5 m/s:93% 5~10: 4% 10~15: 2% >15: 1%

N~E: 9% E~S:35% S~W:24% W~N:12% Calm:20%

Vector Mean: 1.1m/s(SSE)

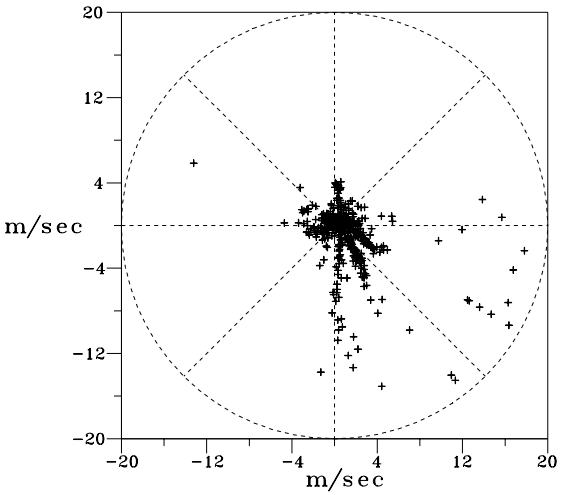


圖9.7.9 2007年 8月蘇澳港2站風向量圖

2007/09/01-2007/09/30 SA-2

MEAN= 1.4m/s MAX= 6.9m/s( W ) NO= 720(100%)

< 5 m/s:99% 5~10: 1% 10~15: 0% >15: 0%

N~E:15% E~S:20% S~W:26% W~N:24% Calm:15%

Vector Mean: .2m/s(CAL)

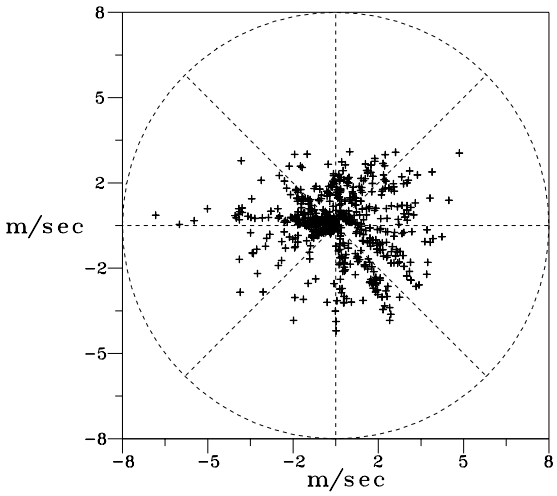


圖9.7.10 2007年 9月蘇澳港2站風向量圖

2007/10/01-2007/10/31 SA-2

MEAN= 2.1m/s MAX=30.9m/s( NE) NO= 744(100%)

< 5 m/s:96% 5~10: 2% 10~15: 1% >15: 1%

N~E:19% E~S: 7% S~W:37% W~N:30% Calm: 7%

Vector Mean: .8m/s( NW)

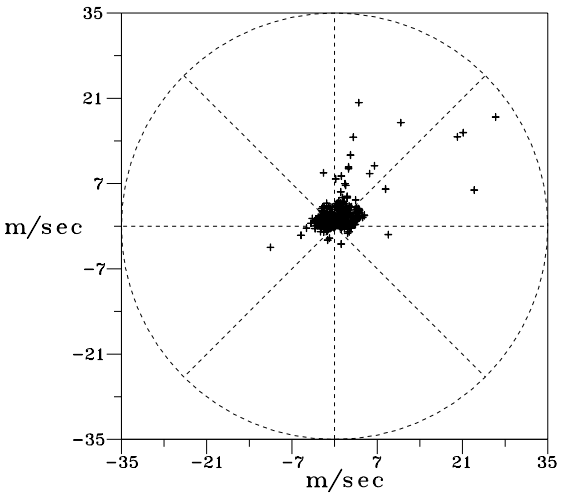


圖9.7.11 2007年10月蘇澳港2站風向量圖

2007/11/01-2007/11/30 SA-2

MEAN= 2.0m/s MAX= 7.4m/s( W ) NO= 720(100%)

< 5 m/s:98% 5~10: 2% 10~15: 0% >15: 0%

N~E:11% E~S: 4% S~W:33% W~N:43% Calm: 9%

Vector Mean: 1.2m/s(WNW)

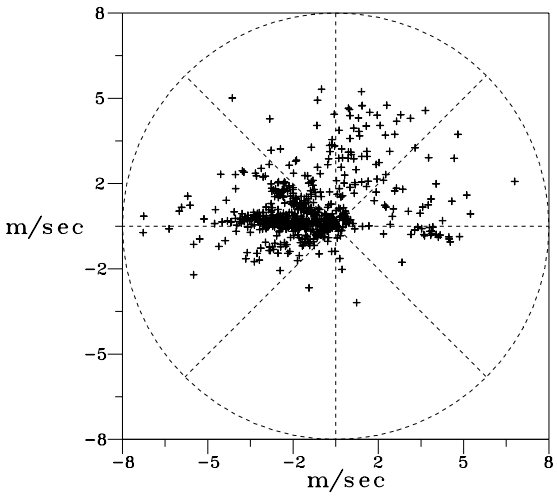


圖9.7.12 2007年11月蘇澳港2站風向量圖

2006/12/01-2007/02/28 SA-2

MEAN= 1.7m/s MAX=10.1m/s(ENE) NO= 2159(100%)

< 5 m/s:98% 5~10: 2% 10~15: 0% >15: 0%

N~E:16% E~S: 7% S~W:38% W~N:30% Calm: 9%

Vector Mean: .7m/s(WNW)

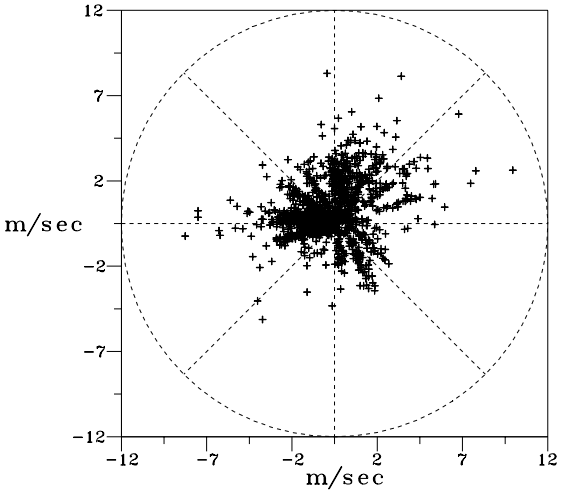


圖 9.7.13 2007年冬季蘇澳港2站風向量圖

2007/03/01-2007/05/31 SA-2

MEAN= 1.2m/s MAX= 7.6m/s( E ) NO= 2208(100%)

< 5 m/s:99% 5~10: 1% 10~15: 0% >15: 0%

N~E:16% E~S:14% S~W:31% W~N:16% Calm:23%

Vector Mean: .1m/s(CAL)

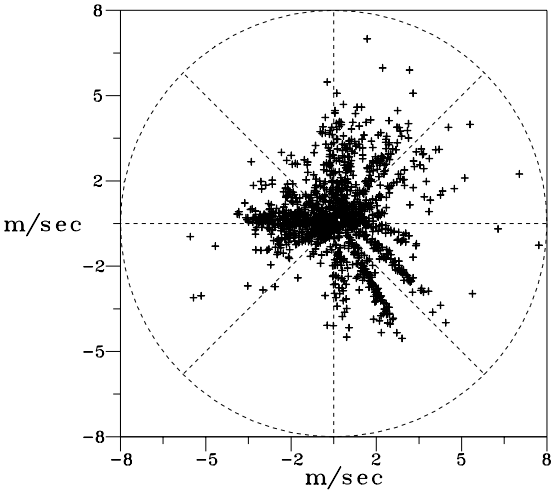


圖 9.7.14 2007年春季蘇澳港2站風向量圖

2007/06/01-2007/08/31 SA-2

MEAN= 1.5m/s MAX=18.6m/s(ESE) NO= 2208(100%)

< 5 m/s:97% 5~10: 2% 10~15: 1% >15: 0%

N~E:13% E~S:29% S~W:22% W~N:11% Calm:25%

Vector Mean: .7m/s(SSE)

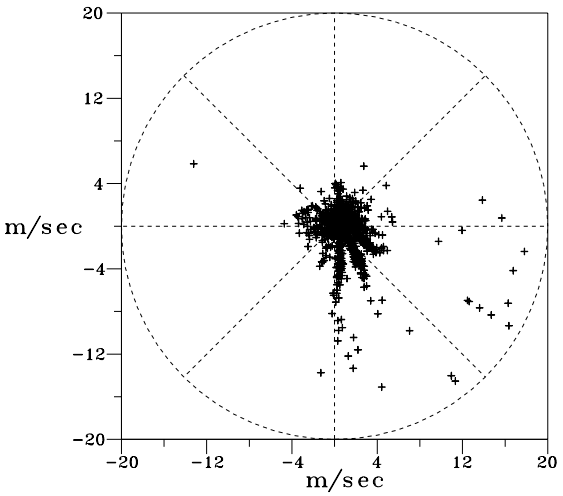


圖 9.7.15 2007年夏季蘇澳港2站風向量圖

2007/09/01-2007/11/30 SA-2

MEAN= 1.8m/s MAX=30.9m/s( NE) NO= 2184(100%)

< 5 m/s:98% 5~10: 2% 10~15: 0% >15: 0%

N~E:15% E~S:10% S~W:33% W~N:32% Calm:10%

Vector Mean: .7m/s(WNW)

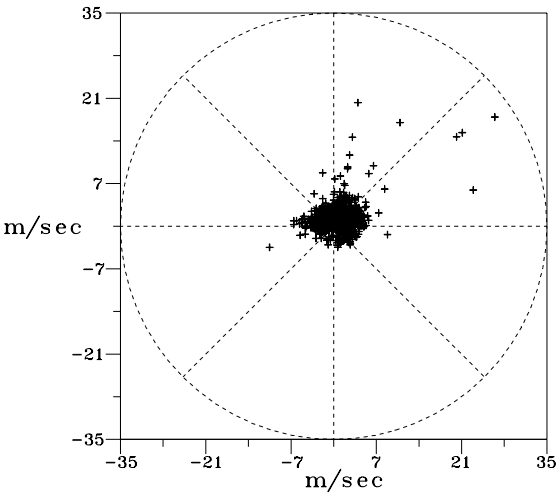


圖 9.7.16 2007年秋季蘇澳港2站風向量圖

2006/12/01-2007/11/30 SA-2

MEAN= 1.6m/s MAX=30.9m/s( NE) NO= 8759(100%)

< 5 m/s:99% 5~10: 1% 10~15: 0% >15: 0%

N~E:15% E~S:16% S~W:30% W~N:22% Calm:17%

Vector Mean: .3m/s(CAL)

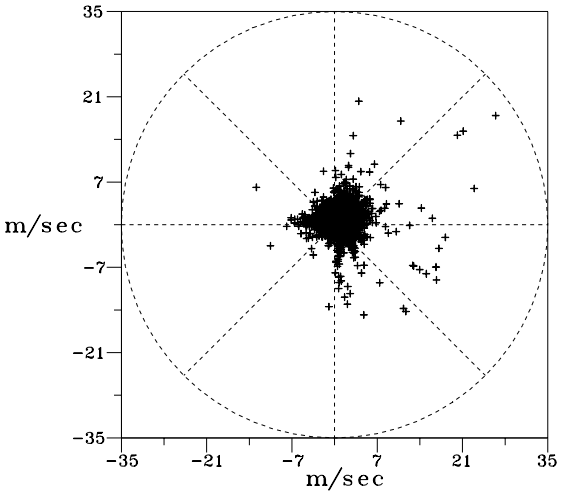


圖 9.7.17 2007年全年蘇澳港2站風向量圖

2006/12/01-2006/12/31 SA-W

MEAN= 3.0m/s MAX= 8.3m/s( NE) NO= 743(100%)

< 5 m/s:93% 5~10: 7% 10~15: 0% >15: 0%

N~E:17% E~S: 7% S~W:39% W~N:36% Calm: 1%

Vector Mean: 1.5m/s( W )

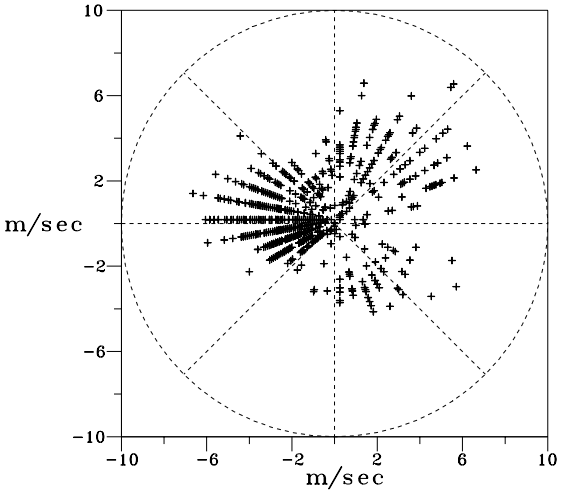


圖9.7.18 2006年12月蘇澳港 W 站風向量圖

2007/01/01-2007/01/31 SA-W

MEAN= 3.0m/s MAX= 9.8m/s(ENE) NO= 742(100%)

< 5 m/s:91% 5~10: 9% 10~15: 0% >15: 0%

N~E:20% E~S: 5% S~W:41% W~N:33% Calm: 1%

Vector Mean: 1.6m/s(WNW)

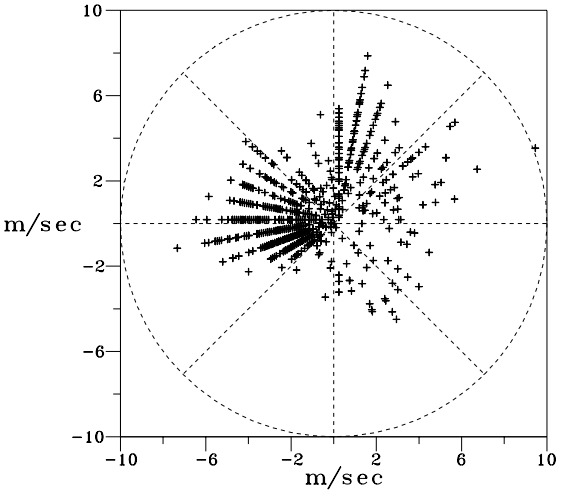


圖9.7.19 2007年 1月蘇澳港 W 站風向量圖

2007/02/01-2007/02/28 SA-W

MEAN= 2.7m/s MAX= 8.2m/s(SSE) NO= 672(100%)

< 5 m/s:92% 5~10: 8% 10~15: 0% >15: 0%

N~E:19% E~S:12% S~W:46% W~N:22% Calm: 1%

Vector Mean: .8m/s( W )

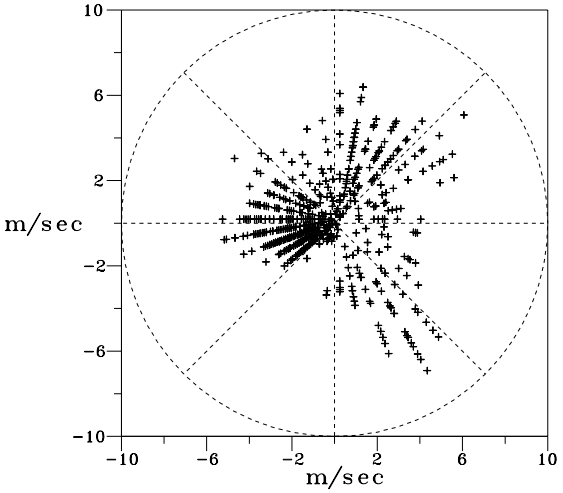


圖9.7.20 2007年 2月蘇澳港 W 站風向量圖

2007/03/01-2007/03/31 SA-W

MEAN= 2.8m/s MAX=10.0m/s(ENE) NO= 743(100%)

< 5 m/s:89% 5~10:11% 10~15: 0% >15: 0%

N~E:23% E~S:11% S~W:42% W~N:23% Calm: 1%

Vector Mean: .8m/s(WNW)

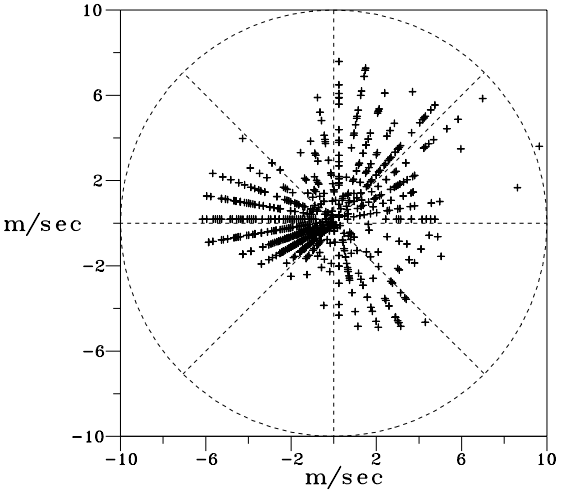


圖9.7.21 2007年 3月蘇澳港 W 站風向量圖

## Distribution of Wind Vector

2007/04/01-2007/04/30 SA-W

MEAN= 2.6m/s MAX= 8.3m/s( S ) NO= 720(100%)

< 5 m/s:91% 5~10: 9% 10~15: 0% >15: 0%

N~E:21% E~S:14% S~W:43% W~N:20% Calm: 2%

Vector Mean: .4m/s(WSW)

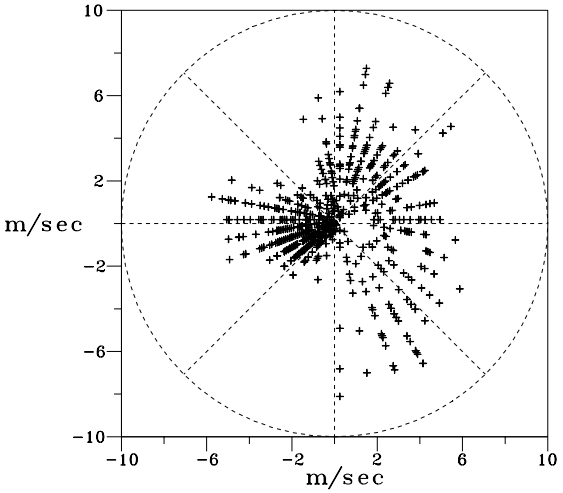


圖9.7.22 2007年 4月蘇澳港 W 站風向量圖

2007/05/01-2007/05/31 SA-W

MEAN= 2.3m/s MAX= 8.0m/s(SSE) NO= 744(100%)

< 5 m/s:93% 5~10: 7% 10~15: 0% >15: 0%

N~E:17% E~S:25% S~W:41% W~N:13% Calm: 4%

Vector Mean: .6m/s( S )

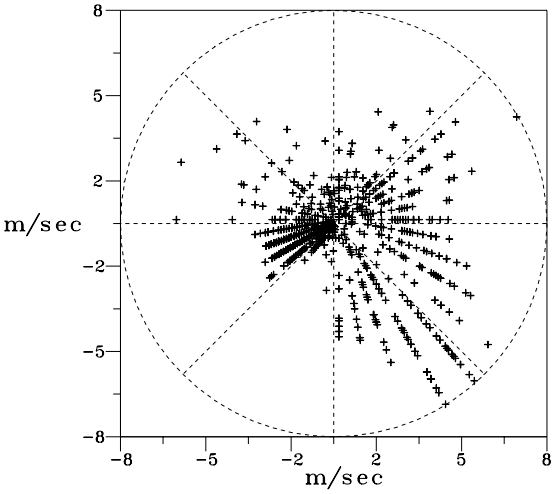


圖9.7.23 2007年 5月蘇澳港 W 站風向量圖

2007/06/01-2007/06/30 SA-W

MEAN= 2.2m/s MAX= 7.4m/s(SSE) NO= 710( 99%)

< 5 m/s:95% 5~10: 5% 10~15: 0% >15: 0%

N~E:20% E~S:23% S~W:34% W~N:18% Calm: 5%

Vector Mean: .6m/s(SSE)

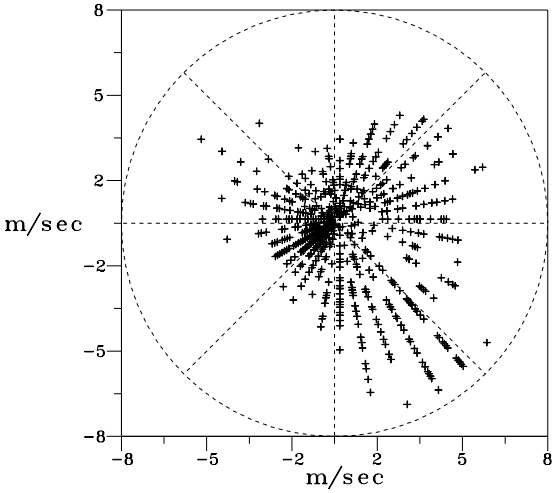


圖9.7.24 2007年 6月蘇澳港 W 站風向量圖

2007/07/01-2007/07/31 SA-W

MEAN= 2.5m/s MAX= 8.5m/s(SSE) NO= 743(100%)

< 5 m/s:90% 5~10:10% 10~15: 0% >15: 0%

N~E:15% E~S:35% S~W:40% W~N: 7% Calm: 3%

Vector Mean: 1.2m/s( SE)

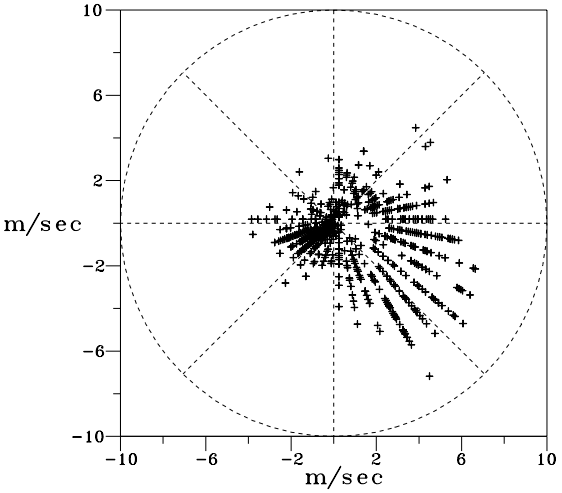


圖9.7.25 2007年 7月蘇澳港 W 站風向量圖

2007/08/01-2007/08/31 SA-W

MEAN= 3.2m/s MAX=20.9m/s( E ) NO= 739( 99%)

< 5 m/s:83% 5~10:13% 10~15: 2% >15: 2%

N~E:14% E~S:40% S~W:34% W~N:11% Calm: 1%

Vector Mean: 1.6m/s(SSE)

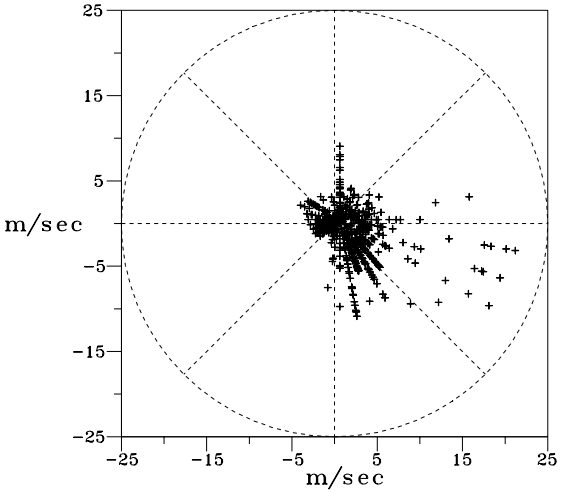


圖 9.7.26 2007年 8 月蘇澳港 W 站風向量圖

2007/09/01-2007/09/30 SA-W

MEAN= 2.8m/s MAX= 8.2m/s( SE) NO= 701( 97%)

< 5 m/s:91% 5~10: 9% 10~15: 0% >15: 0%

N~E:21% E~S:20% S~W:36% W~N:22% Calm: 1%

Vector Mean: .4m/s(SSW)

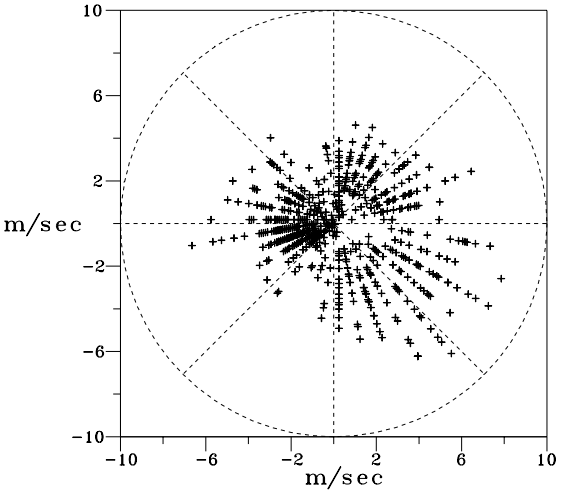


圖 9.7.27 2007年 9 月蘇澳港 W 站風向量圖

2007/10/01-2007/10/31 SA-W

MEAN= 3.2m/s MAX=15.7m/s( NE) NO= 724( 97%)

< 5 m/s:88% 5~10:11% 10~15: 1% >15: 0%

N~E:21% E~S: 9% S~W:34% W~N:35% Calm: 1%

Vector Mean: 1.2m/s(WNW)

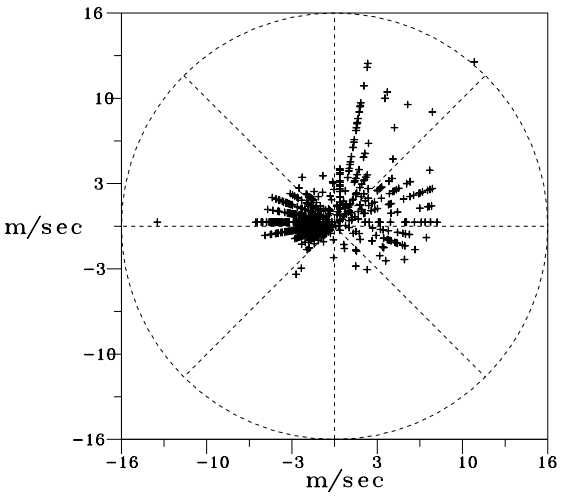


圖 9.7.28 2007年10 月蘇澳港 W 站風向量圖

2007/11/01-2007/11/30 SA-W

MEAN= 3.4m/s MAX=12.4m/s(ENE) NO= 720(100%)

< 5 m/s:85% 5~10:15% 10~15: 0% >15: 0%

N~E:14% E~S: 5% S~W:33% W~N:47% Calm: 1%

Vector Mean: 1.9m/s(WNW)

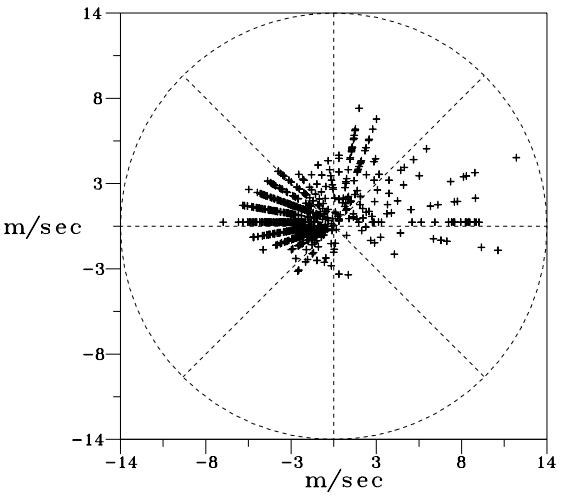


圖 9.7.29 2007年11 月蘇澳港 W 站風向量圖

2006/12/01-2007/02/28 SA-W

MEAN= 2.9m/s MAX= 9.8m/s(ENE) NO= 2157(100%)

< 5 m/s:92% 5~10: 8% 10~15: 0% >15: 0%

N~E:19% E~S: 8% S~W:41% W~N:31% Calm: 1%

Vector Mean: 1.3m/s( W )

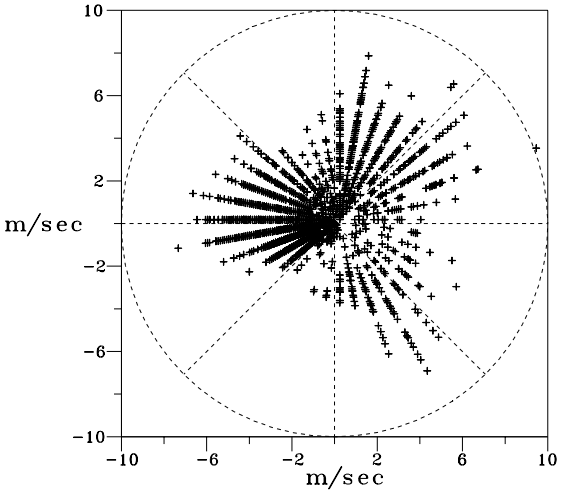


圖9.7.30 2007年冬季蘇澳港 W 站風向量圖

2007/03/01-2007/05/31 SA-W

MEAN= 2.6m/s MAX=10.0m/s(ENE) NO= 2207(100%)

< 5 m/s:91% 5~10: 9% 10~15: 0% >15: 0%

N~E:20% E~S:17% S~W:41% W~N:19% Calm: 3%

Vector Mean: .4m/s(WSW)

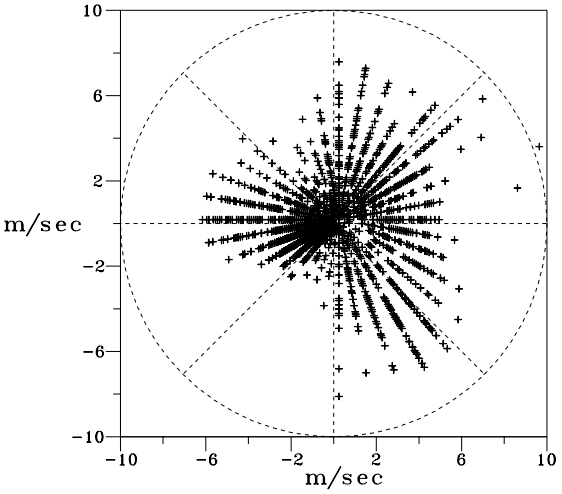


圖9.7.31 2007年春季蘇澳港 W 站風向量圖

2007/06/01-2007/08/31 SA-W

MEAN= 2.6m/s MAX=20.9m/s( E ) NO= 2192( 99%)

< 5 m/s:88% 5~10:10% 10~15: 1% >15: 1%

N~E:16% E~S:33% S~W:36% W~N:12% Calm: 3%

Vector Mean: 1.1m/s(SSE)

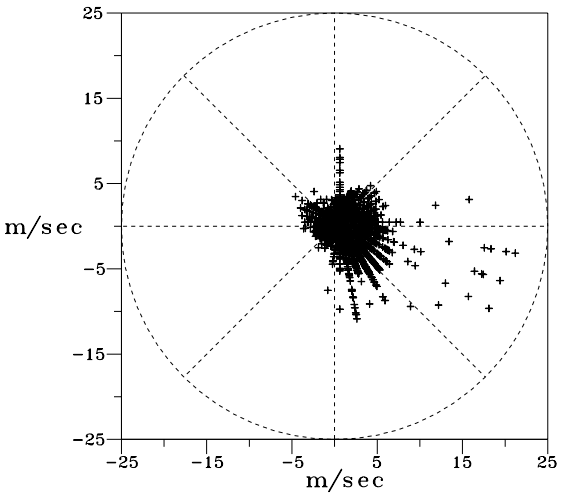


圖9.7.32 2007年夏季蘇澳港 W 站風向量圖

2007/09/01-2007/11/30 SA-W

MEAN= 3.1m/s MAX=15.7m/s( NE) NO= 2145( 98%)

< 5 m/s:88% 5~10:12% 10~15: 0% >15: 0%

N~E:19% E~S:11% S~W:34% W~N:35% Calm: 1%

Vector Mean: 1.1m/s(WNW)

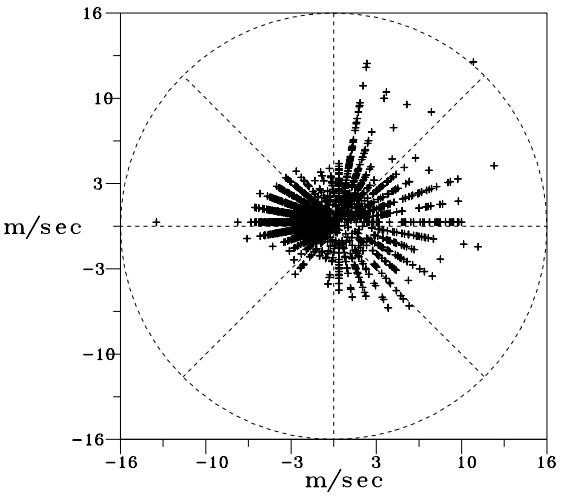


圖9.7.33 2007年秋季蘇澳港 W 站風向量圖

2006/12/01-2007/11/30 SA-W

MEAN= 2.8m/s MAX=20.9m/s( E ) NO= 8701( 99%)

< 5 m/s:90% 5~10:10% 10~15: 0% >15: 0%

N~E:18% E~S:17% S~W:39% W~N:24% Calm: 2%

Vector Mean: .5m/s(WSW)

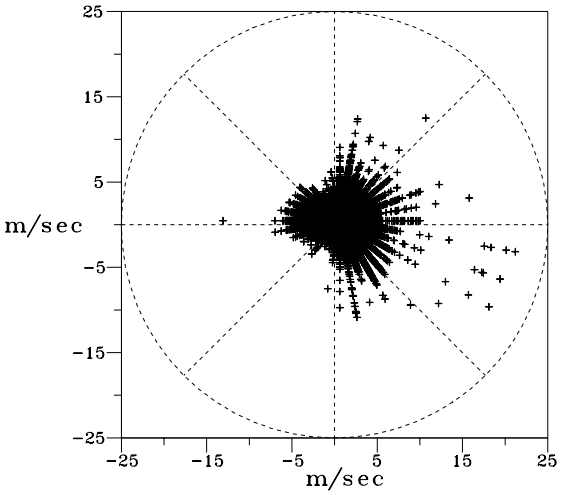


圖 9.7.34 2007年全年蘇澳港 W 站風向量圖

## 9.8　2007年布袋港風力向量圖

# Distribution of Wind Vector

2006/12/01-2006/12/31 PT-W

MEAN= 6.0m/s MAX=13.3m/s(NNE) NO= 743(100%)

< 5 m/s:39% 5~10:52% 10~15: 9% >15: 0%

N~E:84% E~S: 1% S~W: 0% W~N:15% Calm: 0%

Vector Mean: 5.7m/s( N )

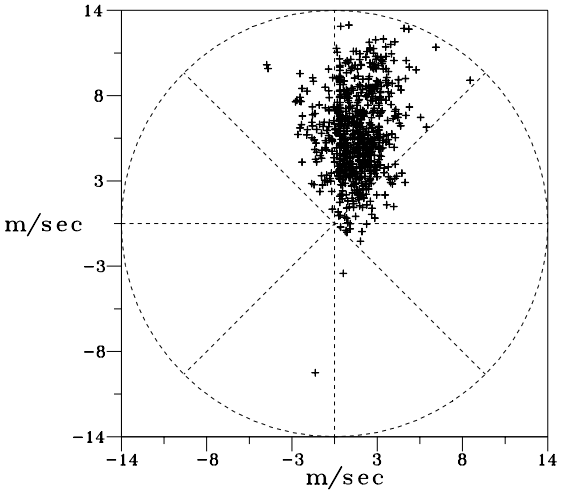


圖9.8.1 2006年12月布袋港 W 站風向量圖

2007/01/01-2007/01/31 PT-W

MEAN= 6.6m/s MAX=13.4m/s( N ) NO= 744(100%)

< 5 m/s:25% 5~10:67% 10~15: 8% >15: 0%

N~E:79% E~S: 1% S~W: 0% W~N:20% Calm: 0%

Vector Mean: 6.3m/s( N )

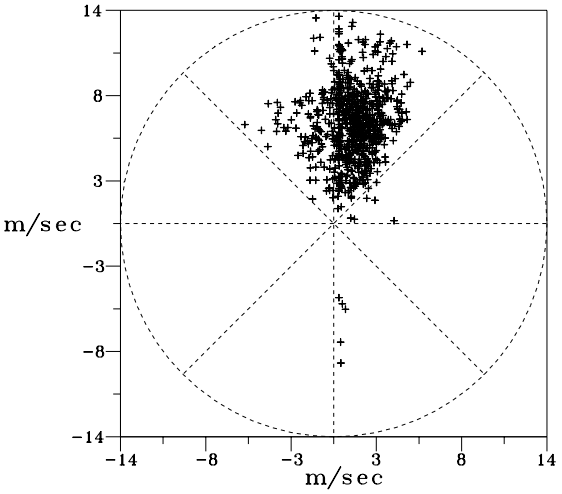


圖9.8.2 2007年 1月布袋港 W 站風向量圖

2007/02/01-2007/02/28 PT-W

MEAN= 4.6m/s MAX=14.0m/s( N ) NO= 670(100%)

< 5 m/s:58% 5~10:39% 10~15: 3% >15: 0%

N~E:60% E~S: 5% S~W: 4% W~N:30% Calm: 1%

Vector Mean: 4.0m/s( N )

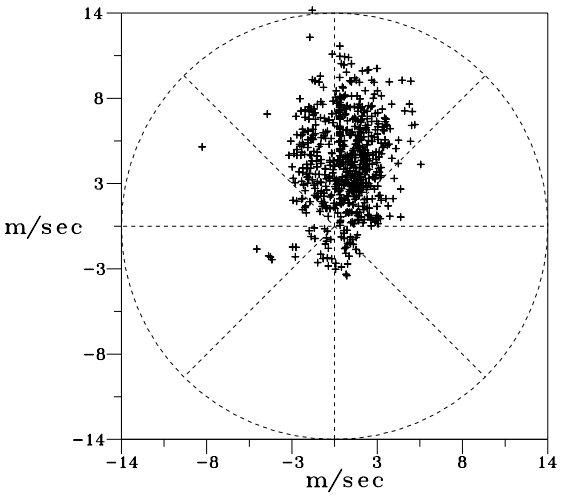


圖9.8.3 2007年 2月布袋港 W 站風向量圖

2007/03/01-2007/03/31 PT-W

MEAN= 4.4m/s MAX=14.2m/s( N ) NO= 743(100%)

< 5 m/s:63% 5~10:35% 10~15: 2% >15: 0%

N~E:50% E~S: 6% S~W:16% W~N:27% Calm: 1%

Vector Mean: 3.3m/s( N )

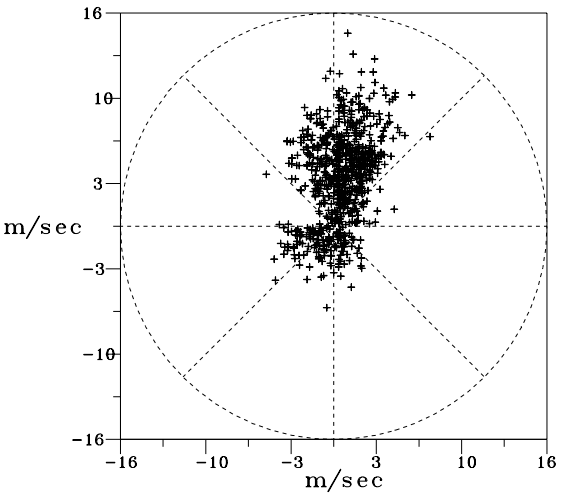


圖9.8.4 2007年 3月布袋港 W 站風向量圖

2007/04/01-2007/04/30 PT-W

MEAN= 4.2m/s MAX=13.5m/s( N ) NO= 720(100%)

< 5 m/s:67% 5~10:30% 10~15: 3% >15: 0%

N~E:47% E~S: 8% S~W:16% W~N:28% Calm: 1%

Vector Mean: 2.9m/s( N )

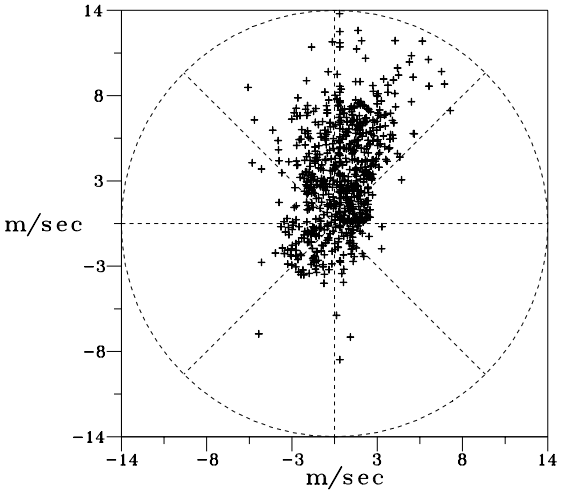


圖9.8.5 2007年 4月布袋港 W 站風向量圖

2007/05/01-2007/05/31 PT-W

MEAN= 3.0m/s MAX= 7.9m/s(NNW) NO= 743(100%)

< 5 m/s:91% 5~10: 9% 10~15: 0% >15: 0%

N~E:22% E~S:10% S~W:34% W~N:33% Calm: 1%

Vector Mean: 1.0m/s( NW)

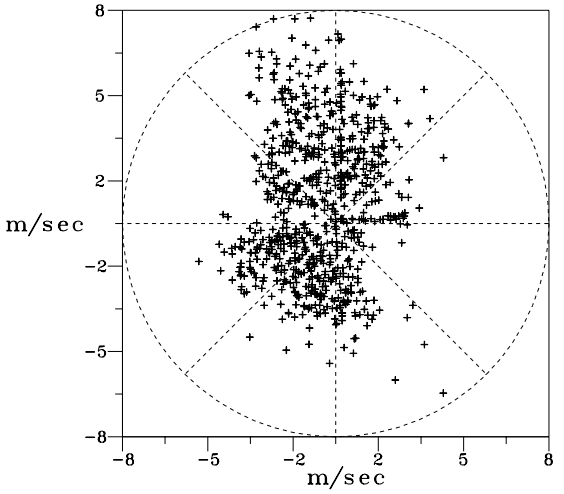


圖9.8.6 2007年 5月布袋港 W 站風向量圖

2007/06/01-2007/06/30 PT-W

MEAN= 3.4m/s MAX= 8.2m/s(SSW) NO= 718(100%)

< 5 m/s:84% 5~10:16% 10~15: 0% >15: 0%

N~E: 8% E~S:25% S~W:54% W~N:12% Calm: 1%

Vector Mean: 2.2m/s(SSW)

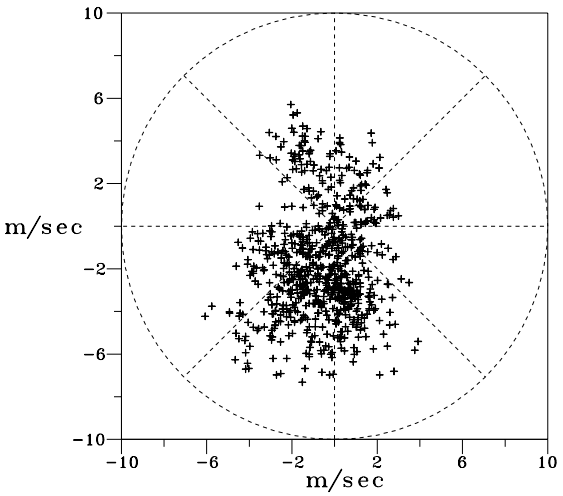


圖9.8.7 2007年 6月布袋港 W 站風向量圖

2007/07/01-2007/07/31 PT-W

MEAN= 3.0m/s MAX= 6.6m/s(SSE) NO= 743(100%)

< 5 m/s:92% 5~10: 8% 10~15: 0% >15: 0%

N~E: 8% E~S:21% S~W:51% W~N:20% Calm: 0%

Vector Mean: 1.4m/s( SW)

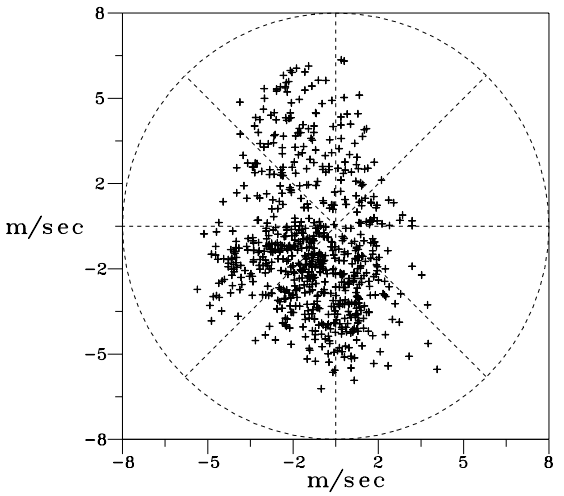


圖9.8.8 2007年 7月布袋港 W 站風向量圖

2007/08/01-2007/08/31 PT-W

MEAN= 3.9m/s MAX=13.8m/s( W ) NO= 744(100%)

< 5 m/s:71% 5~10:27% 10~15: 2% >15: 0%

N~E:17% E~S:30% S~W:30% W~N:22% Calm: 1%

Vector Mean: 1.4m/s(SSW)

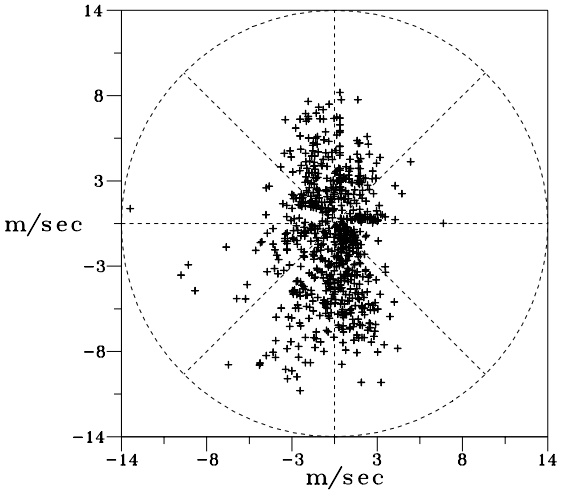


圖9.8.9 2007年 8月布袋港 W 站風向量圖

2007/09/01-2007/09/06 PT-W

MEAN= 2.5m/s MAX= 5.1m/s(WSW) NO= 132( 18%)

< 5 m/s:98% 5~10: 2% 10~15: 0% >15: 0%

N~E: 7% E~S:34% S~W:51% W~N: 8% Calm: 0%

Vector Mean: 1.4m/s(SSW)

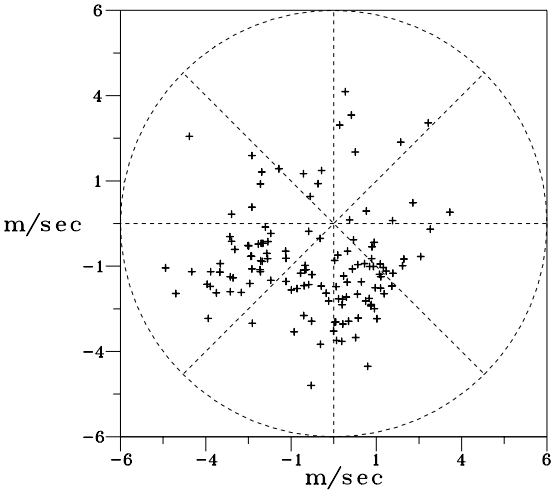


圖9.8.10 2007年 9月布袋港 W 站風向量圖

2007/10/01-2007/10/31 PT-W

MEAN= 5.2m/s MAX=19.6m/s( N ) NO= 741(100%)

< 5 m/s:53% 5~10:41% 10~15: 4% >15: 2%

N~E:57% E~S: 7% S~W: 9% W~N:26% Calm: 1%

Vector Mean: 3.9m/s( N )

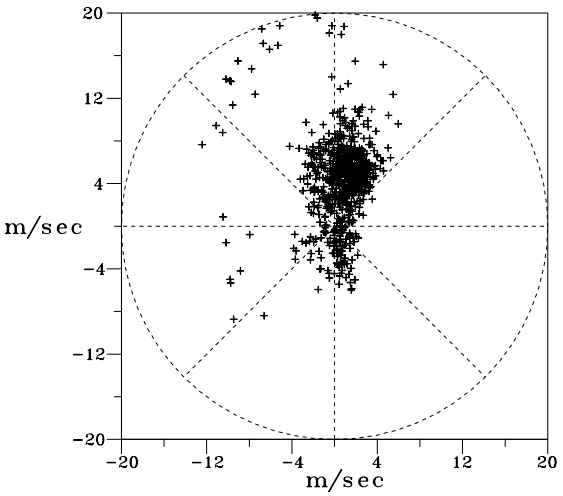


圖9.8.11 2007年10月布袋港 W 站風向量圖

2007/11/01-2007/11/30 PT-W

MEAN= 6.5m/s MAX=17.5m/s( N ) NO= 720(100%)

< 5 m/s:34% 5~10:53% 10~15:11% >15: 2%

N~E:79% E~S: 3% S~W: 0% W~N:18% Calm: 0%

Vector Mean: 6.2m/s(NNE)

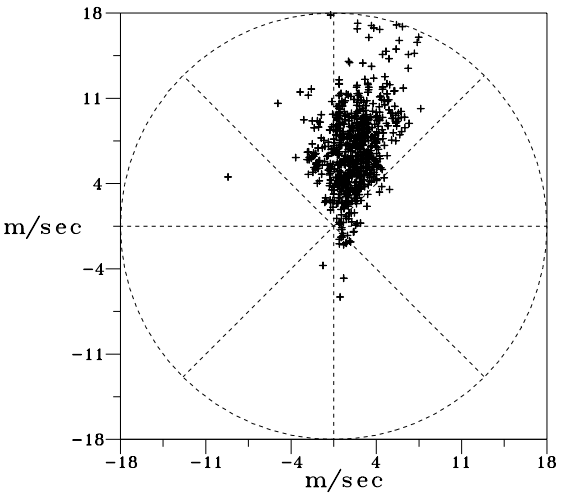


圖9.8.12 2007年11月布袋港 W 站風向量圖

2006/12/01-2007/02/28 PT-W
MEAN= 5.8m/s MAX=14.0m/s( N ) NO= 2157(100%)
< 5 m/s:40% 5~10:53% 10~15: 7% >15: 0%
N~E:76% E~S: 2% S~W: 1% W~N:21% Calm: 0%
Vector Mean: 5.4m/s( N )

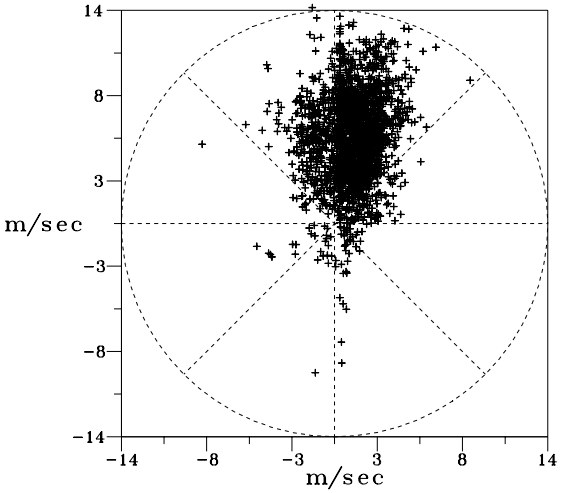


圖9.8.13 2007年冬季布袋港 W 站風向量圖

2007/03/01-2007/05/31 PT-W
MEAN= 3.8m/s MAX=14.2m/s( N ) NO= 2206(100%)
< 5 m/s:73% 5~10:25% 10~15: 2% >15: 0%
N~E:40% E~S: 8% S~W:22% W~N:29% Calm: 1%
Vector Mean: 2.3m/s( N )

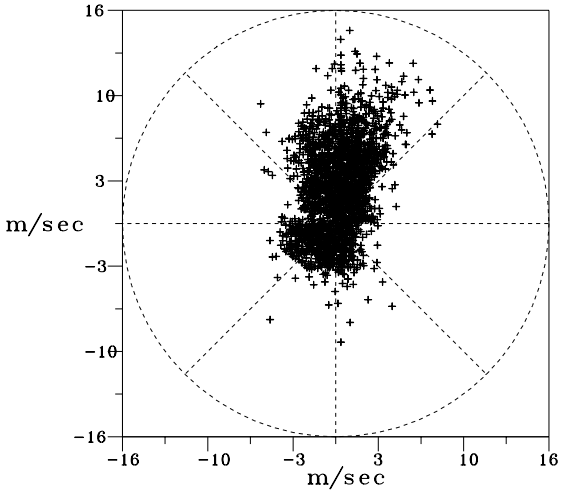


圖9.8.14 2007年春季布袋港 W 站風向量圖

2007/06/01-2007/08/31 PT-W
MEAN= 3.4m/s MAX=13.8m/s( W ) NO= 2205(100%)
< 5 m/s:82% 5~10:17% 10~15: 1% >15: 0%
N~E:11% E~S:26% S~W:45% W~N:18% Calm: 0%
Vector Mean: 1.6m/s(SSW)

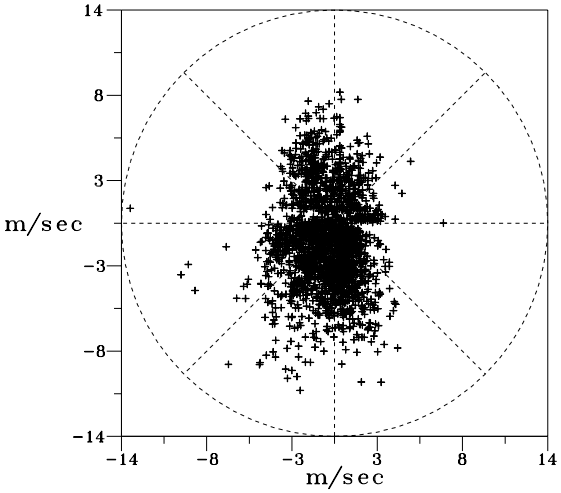


圖9.8.15 2007年夏季布袋港 W 站風向量圖

2007/09/01-2007/11/30 PT-W
MEAN= 5.6m/s MAX=19.6m/s( N ) NO= 1593( 73%)
< 5 m/s:48% 5~10:43% 10~15: 7% >15: 2%
N~E:63% E~S: 7% S~W: 8% W~N:21% Calm: 1%
Vector Mean: 4.5m/s( N )

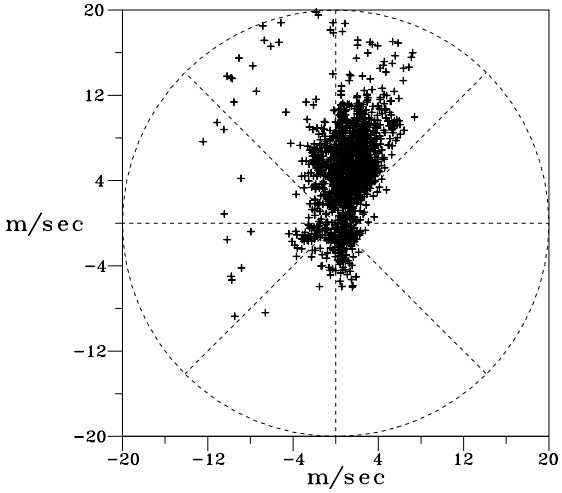


圖9.8.16 2007年秋季布袋港 W 站風向量圖

2006/12/01-2007/11/30 PT-W

MEAN= 4.6m/s MAX=19.6m/s( N ) NO= 8161( 93%)

< 5 m/s:62% 5~10:34% 10~15: 4% >15: 0%

N~E:45% E~S:11% S~W:20% W~N:23% Calm: 1%

Vector Mean: 2.5m/s( N )

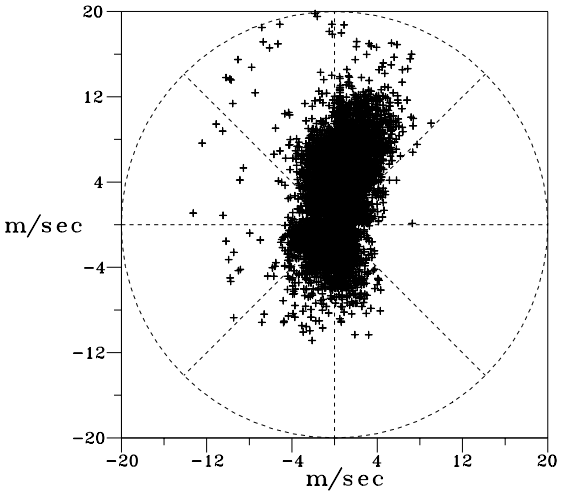


圖 9.8.17 2007年全年布袋港 W 站風向量圖

# 第十章、2007年各港風速與風向相關圖

（基隆港）
（臺北港）
（臺中港）
（安平港）
（高雄港）
（花蓮港）
（蘇澳港）
（布袋港）

# 10.1　2006年基隆港風速與風向相關圖

# Relation Between Wind Speed and Direction

2006/12/01-2006/12/25 KL-1

MEAN= 5.0m/s MAX=15.3m/s(NNW) NO= 353( 47%)
< 5 m/s:50% 5~10:48% 10~15: 2% >15: 0%
N~E:82% E~S: 6% S~W: 3% W~N: 8% Calm: 1%

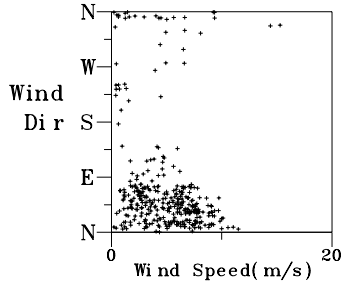


2007/01/01-2007/01/31 KL-1

MEAN= 3.3m/s MAX= 9.5m/s( N ) NO= 52( 7%)
< 5 m/s:77% 5~10:23% 10~15: 0% >15: 0%
N~E:58% E~S: 8% S~W:19% W~N:13% Calm: 2%

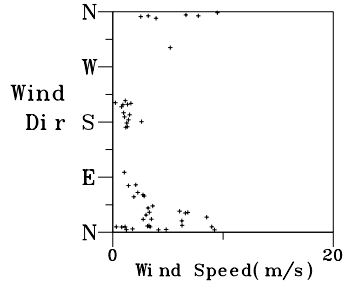


2007/02/01-2007/02/28 KL-1

MEAN= 3.2m/s MAX=10.8m/s( N ) NO= 672(100%)
< 5 m/s:78% 5~10:22% 10~15: 0% >15: 0%
N~E:50% E~S: 8% S~W:22% W~N:18% Calm: 2%

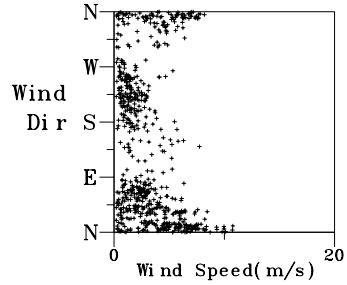


2007/03/01-2007/03/31 KL-1

MEAN= 3.5m/s MAX=11.8m/s(NNE) NO= 744(100%)
< 5 m/s:72% 5~10:27% 10~15: 1% >15: 0%
N~E:53% E~S: 7% S~W:24% W~N:15% Calm: 1%

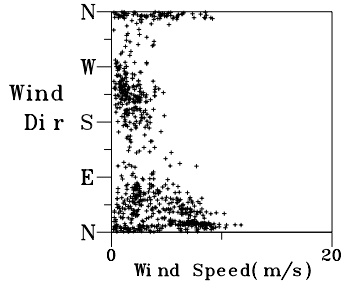


2007/04/01-2007/04/30 KL-1

MEAN= 3.5m/s MAX=13.4m/s( N ) NO= 720(100%)
< 5 m/s:74% 5~10:24% 10~15: 2% >15: 0%
N~E:55% E~S: 9% S~W:19% W~N:16% Calm: 1%

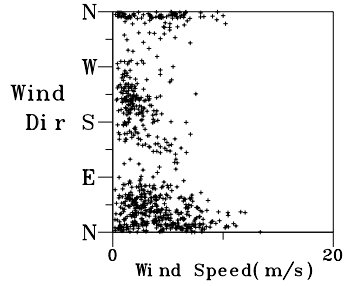


2007/05/01-2007/05/31 KL-1

MEAN= 2.3m/s MAX= 8.5m/s( NE) NO= 744(100%)
< 5 m/s:94% 5~10: 6% 10~15: 0% >15: 0%
N~E:40% E~S:13% S~W:34% W~N:11% Calm: 2%

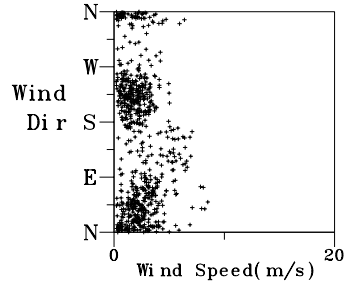


2007/06/01-2007/06/30 KL-1

MEAN= 1.7m/s MAX= 6.9m/s(ENE) NO= 720(100%)
< 5 m/s:99% 5~10: 1% 10~15: 0% >15: 0%
N~E:38% E~S: 8% S~W:33% W~N:18% Calm: 3%

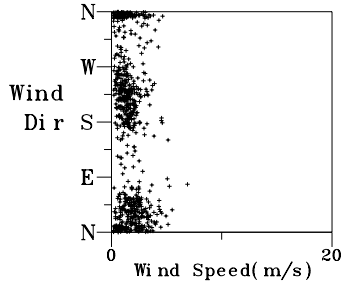


2007/07/01-2007/07/31 KL-1

MEAN= 2.4m/s MAX= 6.6m/s( NW) NO= 744(100%)
< 5 m/s:97% 5~10: 3% 10~15: 0% >15: 0%
N~E:31% E~S: 9% S~W:49% W~N:10% Calm: 1%

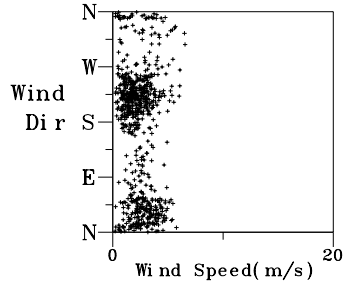


2007/08/01-2007/08/31 KL-1

MEAN= 3.2m/s MAX=15.2m/s(ESE) NO= 744(100%)
< 5 m/s:86% 5~10:11% 10~15: 3% >15: 0%
N~E:32% E~S:21% S~W:41% W~N: 5% Calm: 1%

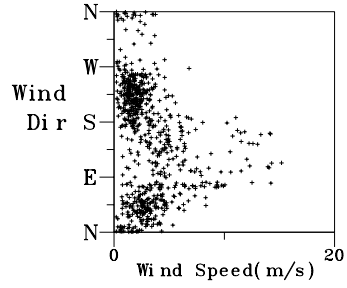


2007/09/01-2007/09/30 KL-1

MEAN= 3.7m/s MAX=12.8m/s(NNE) NO= 720(100%)
< 5 m/s:77% 5~10:20% 10~15: 3% >15: 0%
N~E:60% E~S: 9% S~W:18% W~N:12% Calm: 1%

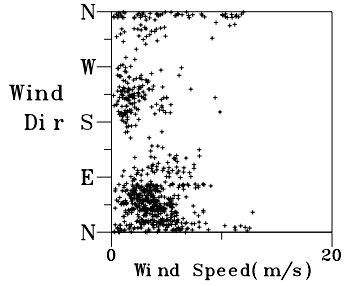


2007/10/01-2007/10/29 KL-1

MEAN= 4.2m/s MAX=26.9m/s( N ) NO= 660( 89%)
< 5 m/s:66% 5~10:30% 10~15: 2% >15: 2%
N~E:78% E~S: 5% S~W: 8% W~N: 8% Calm: 1%

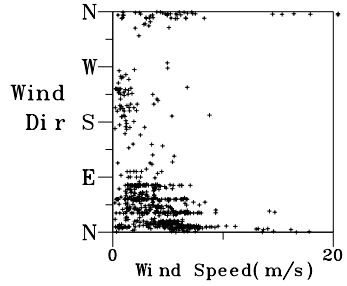


2007/11/01-2007/11/30 KL-1

MEAN= 5.8m/s MAX=15.2m/s( N ) NO= 710( 99%)
< 5 m/s:35% 5~10:55% 10~15:10% >15: 0%
N~E:84% E~S: 3% S~W: 0% W~N:11% Calm: 2%

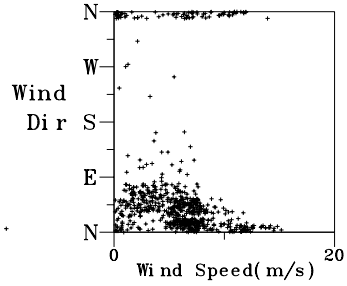


圖 10-1-1　2007年基隆風速 (1站) 與風向 (1站) 關係圖

| | |
|---|---|
| W06CKL10.1HA.... ETC | Institute of Harbor & Marine Technology |

RELWC.BAT(PLLWI3AV.FOR) 2008. 9 . 18

# Relation Between Wind Speed and Direction

2006/12/01-2006/12/31 KL-W

MEAN= 4.2m/s MAX=10.2m/s( N ) NO= 730( 98%)
< 5 m/s:63% 5~10:37% 10~15: 0% >15: 0%
N~E:83% E~S: 6% S~W: 5% W~N: 4% Calm: 2%

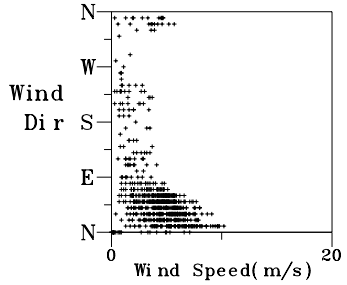


2007/01/01-2007/01/31 KL-W

MEAN= 3.6m/s MAX=10.7m/s( N ) NO= 742(100%)
< 5 m/s:74% 5~10:26% 10~15: 0% >15: 0%
N~E:76% E~S: 3% S~W:12% W~N: 7% Calm: 2%

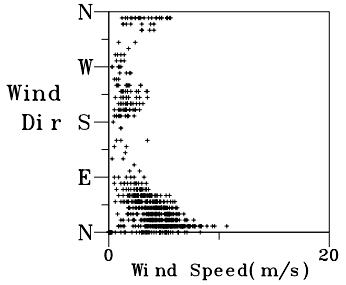


2007/02/01-2007/02/28 KL-W

MEAN= 2.7m/s MAX= 9.3m/s( N ) NO= 672(100%)
< 5 m/s:89% 5~10:11% 10~15: 0% >15: 0%
N~E:54% E~S: 7% S~W:24% W~N:12% Calm: 3%

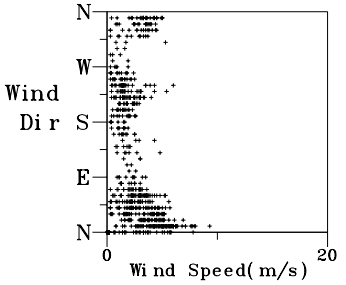


2007/03/01-2007/03/31 KL-W

MEAN= 2.9m/s MAX= 7.8m/s(NNE) NO= 743(100%)
< 5 m/s:83% 5~10:17% 10~15: 0% >15: 0%
N~E:57% E~S: 6% S~W:25% W~N: 8% Calm: 4%

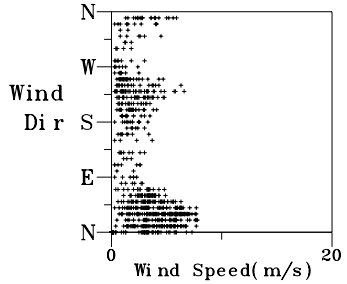


2007/04/01-2007/04/30 KL-W

MEAN= 2.7m/s MAX=11.8m/s( N ) NO= 720(100%)
< 5 m/s:88% 5~10:12% 10~15: 0% >15: 0%
N~E:56% E~S:10% S~W:20% W~N: 8% Calm: 6%

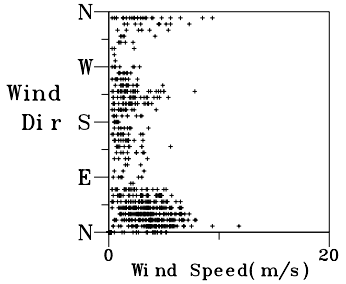


2007/05/01-2007/05/31 KL-W

MEAN= 2.1m/s MAX= 6.5m/s( N ) NO= 744(100%)
< 5 m/s:98% 5~10: 2% 10~15: 0% >15: 0%
N~E:38% E~S:12% S~W:37% W~N: 6% Calm: 7%

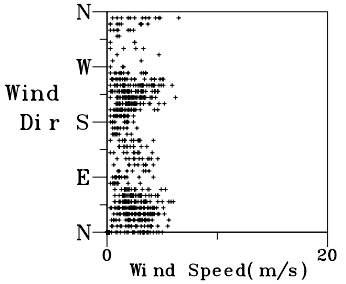


2007/06/01-2007/06/30 KL-W

MEAN= 1.7m/s MAX= 6.3m/s(NNE) NO= 710( 99%)
< 5 m/s:99% 5~10: 1% 10~15: 0% >15: 0%
N~E:36% E~S: 4% S~W:36% W~N:10% Calm:14%

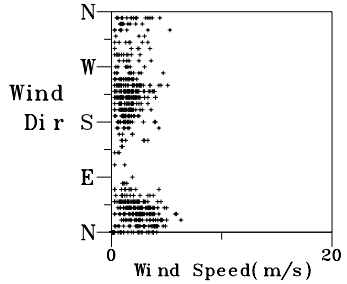


2007/07/01-2007/07/31 KL-W

MEAN= 2.5m/s MAX=11.0m/s( NE) NO= 742(100%)
< 5 m/s:95% 5~10: 5% 10~15: 0% >15: 0%
N~E:30% E~S: 8% S~W:50% W~N: 8% Calm: 4%

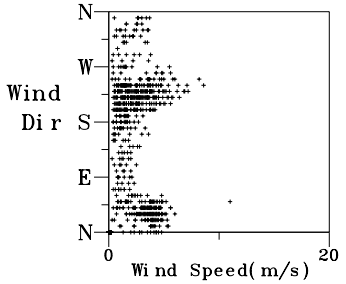


2007/08/01-2007/08/31 KL-W

MEAN= 2.9m/s MAX=10.5m/s(ENE) NO= 744(100%)
< 5 m/s:85% 5~10:14% 10~15: 1% >15: 0%
N~E:32% E~S:19% S~W:42% W~N: 4% Calm: 3%

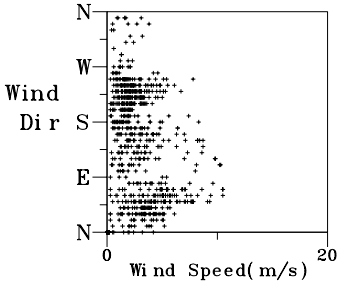


2007/09/01-2007/09/30 KL-W

MEAN= 3.3m/s MAX=10.4m/s( N ) NO= 716( 99%)
< 5 m/s:84% 5~10:16% 10~15: 0% >15: 0%
N~E:64% E~S: 8% S~W:18% W~N: 6% Calm: 4%

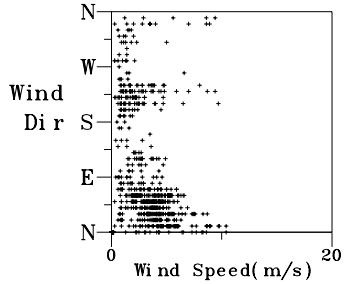


2007/10/01-2007/10/31 KL-W

MEAN= 3.9m/s MAX=22.8m/s( N ) NO= 743(100%)
< 5 m/s:77% 5~10:19% 10~15: 2% >15: 2%
N~E:85% E~S: 4% S~W: 7% W~N: 1% Calm: 3%

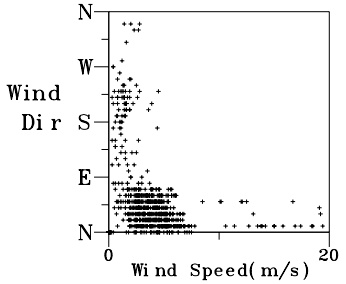


2007/11/01-2007/11/30 KL-W

MEAN= 4.8m/s MAX=13.9m/s( N ) NO= 720(100%)
< 5 m/s:53% 5~10:44% 10~15: 3% >15: 0%
N~E:92% E~S: 3% S~W: 1% W~N: 1% Calm: 3%

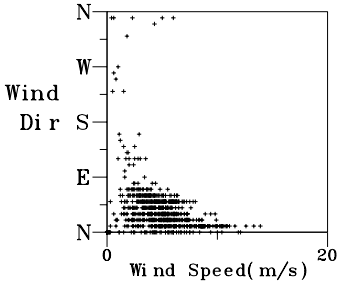


圖 10-1-2　2007年基隆風速 (W 站) 與風向 (W 站) 關係圖

| | |
|---|---|
| W06CKLW0.1HA.... ETC | Institute of Harbor & Marine Technology |

RELWC.BAT(PLLWI3AV.FOR) 2008. 9 . 18

# Relation Between 2 Wind Speed

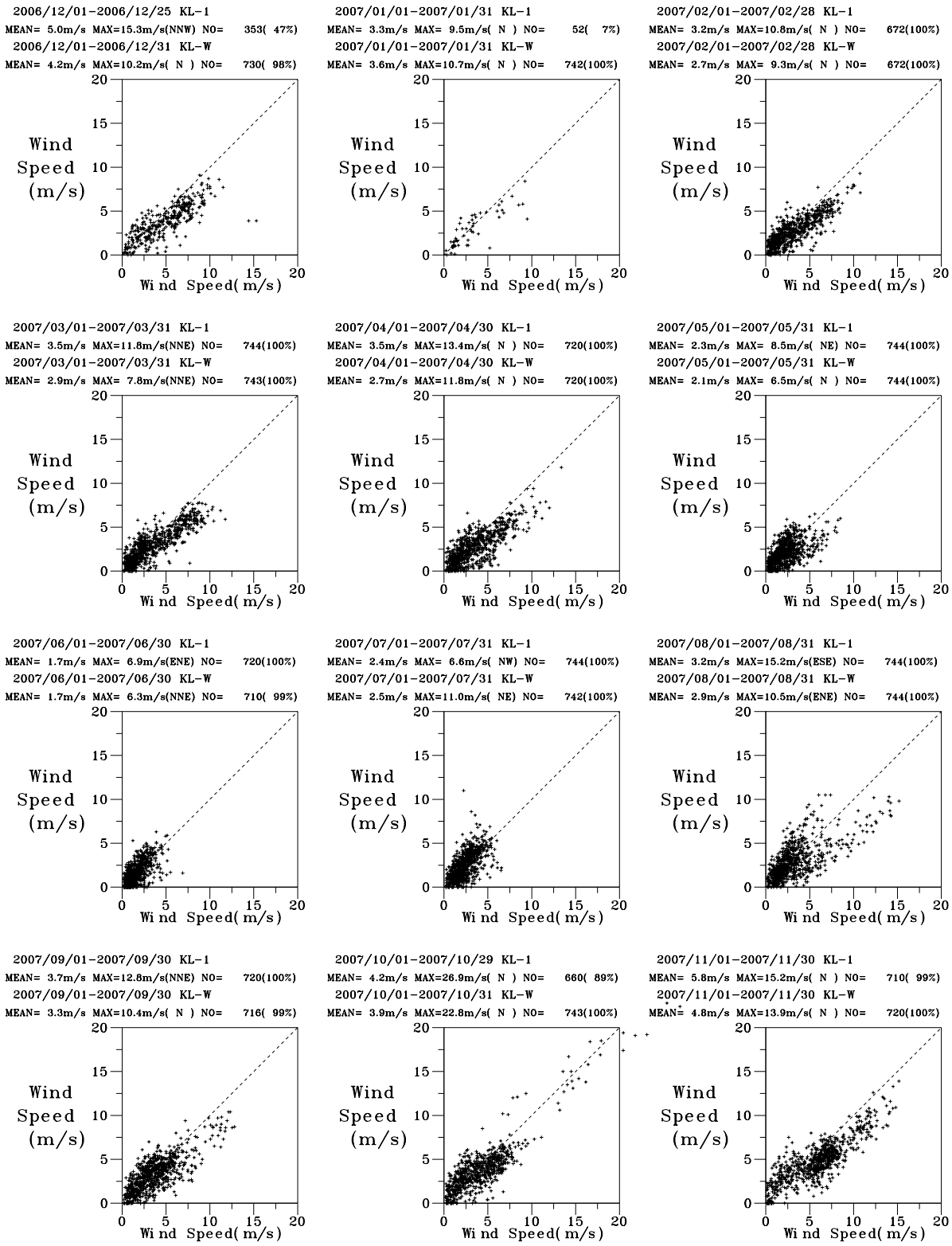


圖 10-1-3　2007年基隆風速 (1站) 與風速 (W 站) 關係圖

| | |
|---|---|
| W06CKL10.1HA.... ETC | Institute of Harbor & Marine Technology |

RELWC.BAT(PLLWI3BV.FOR) 2008. 9 . 18

# Relation Between 2 Wind Direction

2006/12/01-2006/12/25 KL-1 NO= 353( 47%)
N~E:82% E~S: 6% S~W: 3% W~N: 8% Calm: 1%
2006/12/01-2006/12/31 KL-W NO= 730( 98%)
N~E:83% E~S: 6% S~W: 5% W~N: 4% Calm: 2%

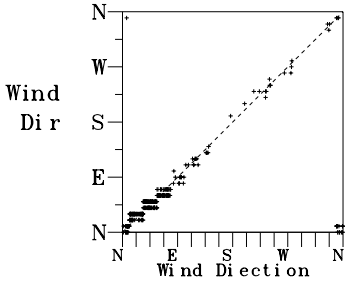


2007/01/01-2007/01/31 KL-1 NO= 52( 7%)
N~E:58% E~S: 8% S~W:19% W~N:13% Calm: 2%
2007/01/01-2007/01/31 KL-W NO= 742(100%)
N~E:76% E~S: 3% S~W:12% W~N: 7% Calm: 2%

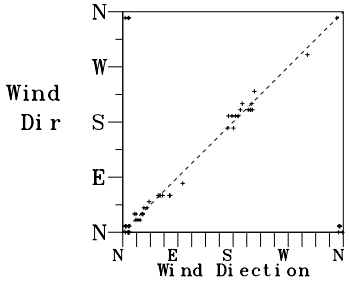


2007/02/01-2007/02/28 KL-1 NO= 672(100%)
N~E:50% E~S: 8% S~W:22% W~N:18% Calm: 2%
2007/02/01-2007/02/28 KL-W NO= 672(100%)
N~E:54% E~S: 7% S~W:24% W~N:12% Calm: 3%

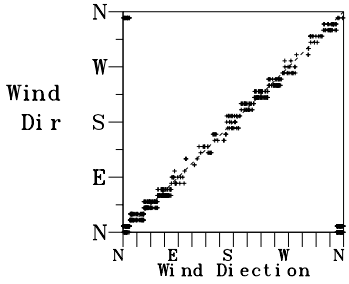


2007/03/01-2007/03/31 KL-1 NO= 744(100%)
N~E:53% E~S: 7% S~W:24% W~N:15% Calm: 1%
2007/03/01-2007/03/31 KL-W NO= 743(100%)
N~E:57% E~S: 6% S~W:25% W~N: 8% Calm: 4%

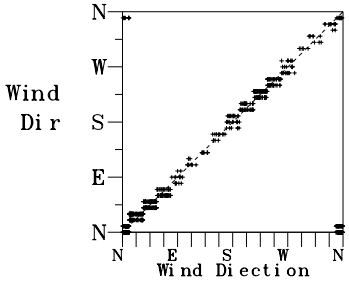


2007/04/01-2007/04/30 KL-1 NO= 720(100%)
N~E:55% E~S: 9% S~W:19% W~N:16% Calm: 1%
2007/04/01-2007/04/30 KL-W NO= 720(100%)
N~E:56% E~S:10% S~W:20% W~N: 8% Calm: 6%

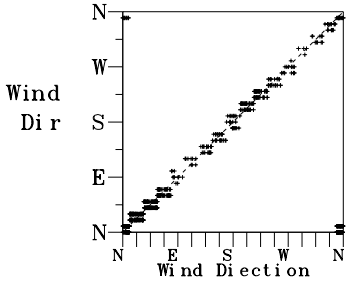


2007/05/01-2007/05/31 KL-1 NO= 744(100%)
N~E:40% E~S:13% S~W:34% W~N:11% Calm: 2%
2007/05/01-2007/05/31 KL-W NO= 744(100%)
N~E:38% E~S:12% S~W:37% W~N: 6% Calm: 7%

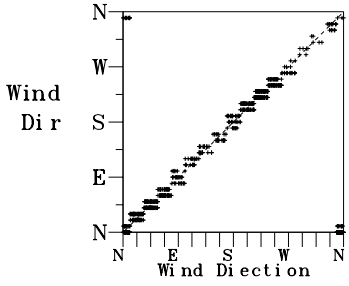


2007/06/01-2007/06/30 KL-1 NO= 720(100%)
N~E:38% E~S: 8% S~W:33% W~N:18% Calm: 3%
2007/06/01-2007/06/30 KL-W NO= 710( 99%)
N~E:36% E~S: 4% S~W:36% W~N:10% Calm:14%

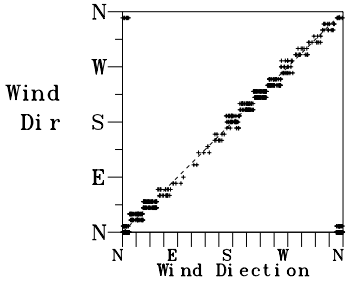


2007/07/01-2007/07/31 KL-1 NO= 744(100%)
N~E:31% E~S: 9% S~W:49% W~N:10% Calm: 1%
2007/07/01-2007/07/31 KL-W NO= 742(100%)
N~E:30% E~S: 8% S~W:50% W~N: 8% Calm: 4%

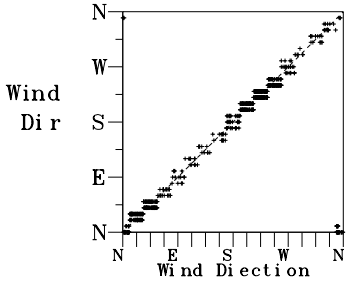


2007/08/01-2007/08/31 KL-1 NO= 744(100%)
N~E:32% E~S:21% S~W:41% W~N: 5% Calm: 1%
2007/08/01-2007/08/31 KL-W NO= 744(100%)
N~E:32% E~S:19% S~W:42% W~N: 4% Calm: 3%

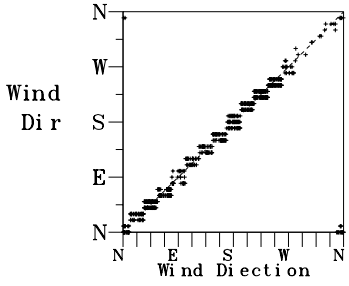


2007/09/01-2007/09/30 KL-1 NO= 720(100%)
N~E:60% E~S: 9% S~W:18% W~N:12% Calm: 1%
2007/09/01-2007/09/30 KL-W NO= 716( 99%)
N~E:64% E~S: 8% S~W:18% W~N: 6% Calm: 4%

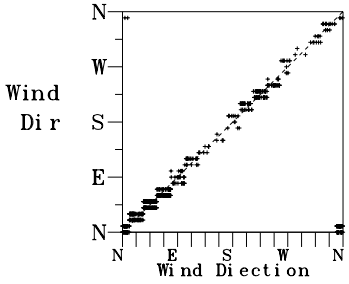


2007/10/01-2007/10/29 KL-1 NO= 660( 89%)
N~E:78% E~S: 5% S~W: 8% W~N: 8% Calm: 1%
2007/10/01-2007/10/31 KL-W NO= 743(100%)
N~E:85% E~S: 4% S~W: 7% W~N: 1% Calm: 3%

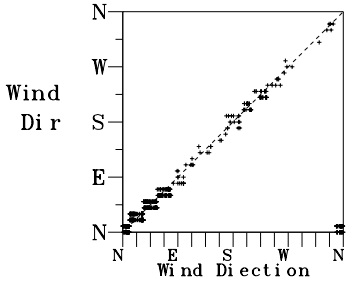


2007/11/01-2007/11/30 KL-1 NO= 710( 99%)
N~E:84% E~S: 3% S~W: 0% W~N:11% Calm: 2%
2007/11/01-2007/11/30 KL-W NO= 720(100%)
N~E:92% E~S: 3% S~W: 1% W~N: 1% Calm: 3%

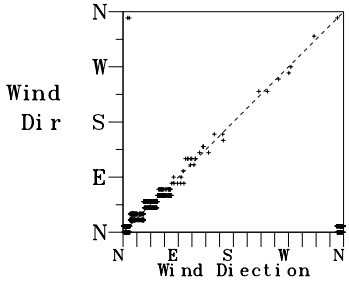


圖10-1-4　2007年基隆風向 (1站) 與風向 (W 站) 關係圖

| | |
|---|---|
| W06CKL10.1HA.... ETC | Institute of Harbor & Marine Technology |

RELWC.BAT(PLLWI3CV.FOR) 2008. 9 . 18

## 10.2　2006年臺北港風速與風向相關圖

# Relation Between Wind Speed and Direction

2006/12/01-2006/12/31 TP-1

MEAN= 9.9m/s MAX=18.6m/s( NE) NO= 744(100%)
< 5 m/s:12% 5~10:35% 10~15:49% >15: 4%
N~E:84% E~S:12% S~W: 1% W~N: 3% Calm: 0%

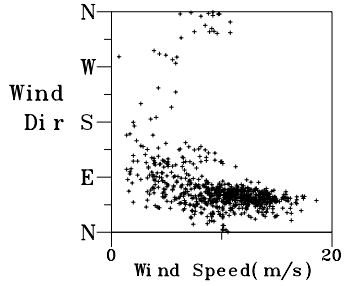


2007/01/01-2007/01/31 TP-1

MEAN= 9.2m/s MAX=18.4m/s( NE) NO= 740( 99%)
< 5 m/s:14% 5~10:39% 10~15:46% >15: 1%
N~E:84% E~S:12% S~W: 1% W~N: 3% Calm: 0%

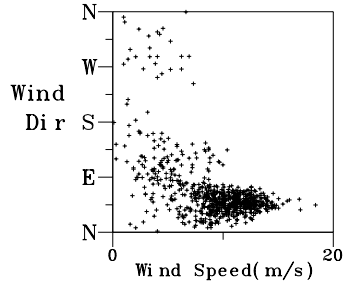


2007/02/01-2007/02/28 TP-1

MEAN= 6.7m/s MAX=17.4m/s(ENE) NO= 646( 96%)
< 5 m/s:40% 5~10:36% 10~15:23% >15: 1%
N~E:62% E~S:18% S~W: 7% W~N:11% Calm: 2%

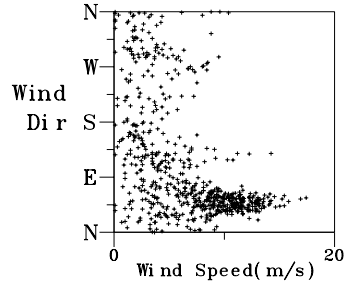


2007/03/01-2007/03/11 TP-1

MEAN= 8.1m/s MAX=16.1m/s( NE) NO= 215( 29%)
< 5 m/s:35% 5~10:18% 10~15:44% >15: 3%
N~E:77% E~S: 7% S~W: 7% W~N: 7% Calm: 2%

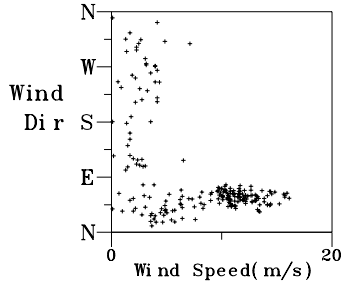


2007/04 TP-1

2007/05/11-2007/05/15 TP-1

MEAN= 6.3m/s MAX=13.1m/s(ENE) NO= 92( 12%)
< 5 m/s:44% 5~10:34% 10~15:22% >15: 0%
N~E:53% E~S:17% S~W:14% W~N:16% Calm: 0%

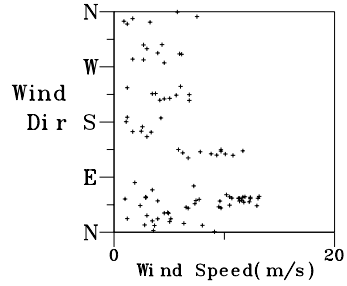


2007/06/03-2007/06/27 TP-1

MEAN= 3.9m/s MAX=17.8m/s( NE) NO= 362( 50%)
< 5 m/s:73% 5~10:22% 10~15: 5% >15: 0%
N~E:25% E~S:25% S~W:24% W~N:26% Calm: 0%

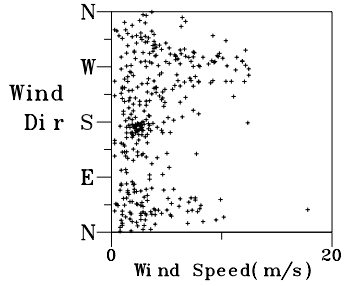


2007/07/03-2007/07/31 TP-1

MEAN= 5.4m/s MAX=16.9m/s( W ) NO= 405( 54%)
< 5 m/s:52% 5~10:39% 10~15: 9% >15: 0%
N~E: 8% E~S:23% S~W:38% W~N:31% Calm: 0%

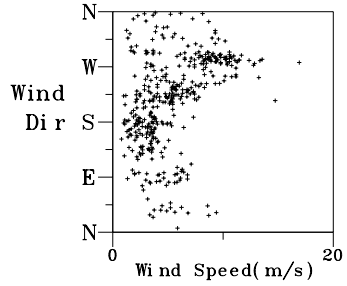


2007/08/01-2007/08/31 TP-1

MEAN= 4.9m/s MAX=21.3m/s( E ) NO= 669( 90%)
< 5 m/s:62% 5~10:29% 10~15: 7% >15: 2%
N~E:32% E~S:33% S~W:23% W~N:11% Calm: 1%

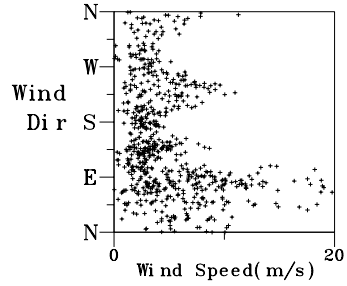


2007/09/01-2007/09/30 TP-1

MEAN= 6.8m/s MAX=23.4m/s( SW) NO= 638( 89%)
< 5 m/s:37% 5~10:46% 10~15:14% >15: 3%
N~E:65% E~S:14% S~W: 5% W~N:16% Calm: 0%

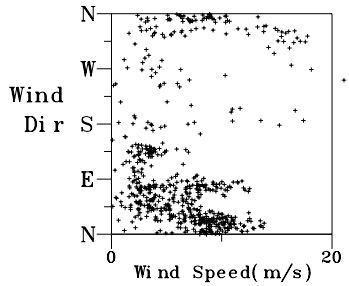


2007/10/01-2007/10/31 TP-1

MEAN= 9.9m/s MAX=33.4m/s(NNE) NO= 744(100%)
< 5 m/s:11% 5~10:41% 10~15:42% >15: 6%
N~E:85% E~S: 9% S~W: 5% W~N: 1% Calm: 0%

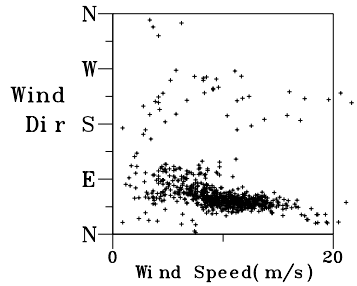


2007/11/01-2007/11/25 TP-1

MEAN=11.1m/s MAX=20.6m/s( NE) NO= 581( 81%)
< 5 m/s: 2% 5~10:31% 10~15:62% >15: 5%
N~E:97% E~S: 3% S~W: 0% W~N: 0% Calm: 0%

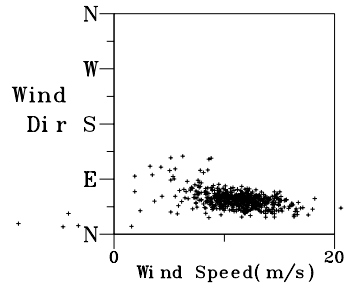


圖 10-2-1 2007年臺北風速 (1站) 與風向 (1站) 關係圖

| | |
|---|---|
| W06CTP10.1HA.... ETC | Institute of Harbor & Marine Technology |

RELWC.BAT(PLLWI3AV.FOR) 2008. 9 . 19

# Relation Between Wind Speed and Direction

2006/12/01-2006/12/31 TP-W

MEAN= 1.9m/s MAX= 5.8m/s(NNE) NO= 742(100%)
< 5 m/s:99% 5~10: 1% 10~15: 0% >15: 0%
N~E:62% E~S:24% S~W: 2% W~N: 6% Calm: 6%

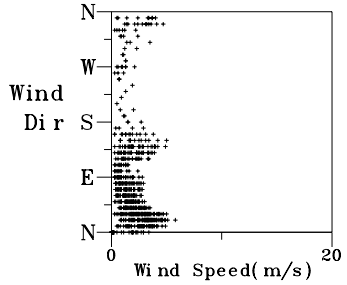


2007/01/01-2007/01/31 TP-W

MEAN= 2.2m/s MAX= 7.0m/s(NNE) NO= 743(100%)
< 5 m/s:97% 5~10: 3% 10~15: 0% >15: 0%
N~E:63% E~S:21% S~W: 4% W~N: 9% Calm: 3%

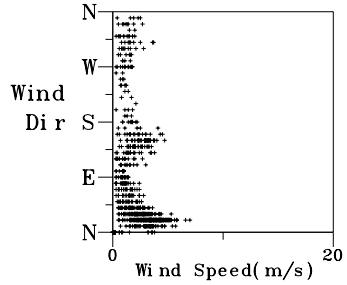


2007/02/01-2007/02/28 TP-W

MEAN= 2.0m/s MAX= 6.8m/s( N ) NO= 664( 99%)
< 5 m/s:98% 5~10: 2% 10~15: 0% >15: 0%
N~E:44% E~S:31% S~W: 3% W~N:19% Calm: 3%

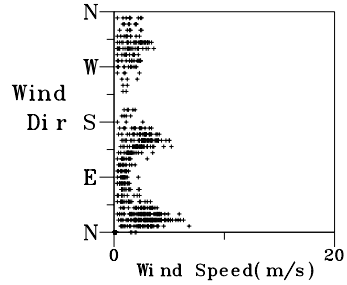


2007/03/01-2007/03/31 TP-W

MEAN= 1.9m/s MAX= 6.5m/s(NNE) NO= 744(100%)
< 5 m/s:99% 5~10: 1% 10~15: 0% >15: 0%
N~E:42% E~S:27% S~W: 5% W~N:18% Calm: 8%

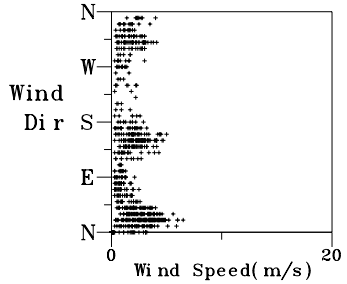


2007/04/01-2007/04/30 TP-W

MEAN= 1.9m/s MAX= 6.0m/s(NNE) NO= 720(100%)
< 5 m/s:99% 5~10: 1% 10~15: 0% >15: 0%
N~E:37% E~S:36% S~W: 5% W~N:15% Calm: 7%

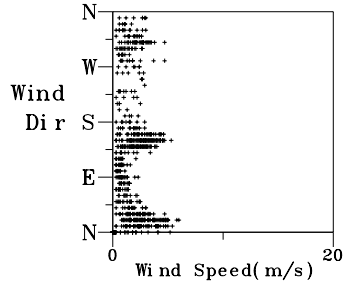


2007/05/01-2007/05/31 TP-W

MEAN= 1.9m/s MAX= 5.0m/s(SSE) NO= 744(100%)
< 5 m/s:99% 5~10: 0% 10~15: 0% >15: 0%
N~E:10% E~S:46% S~W:10% W~N:28% Calm: 6%

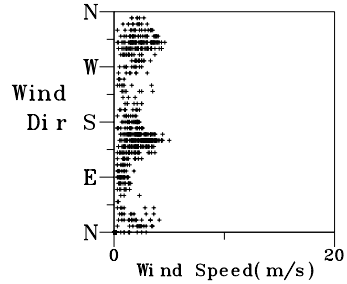


2007/06/01-2007/06/30 TP-W

MEAN= 1.3m/s MAX= 5.3m/s( W ) NO= 702( 98%)
< 5 m/s:99% 5~10: 0% 10~15: 0% >15: 0%
N~E:16% E~S:33% S~W: 9% W~N:28% Calm:14%

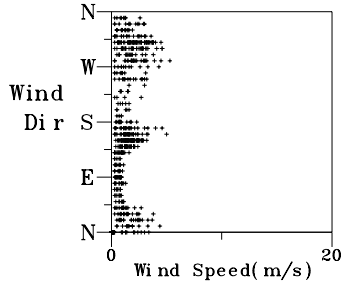


2007/07/01-2007/07/31 TP-W

MEAN= 1.7m/s MAX= 5.8m/s( N ) NO= 744(100%)
< 5 m/s:99% 5~10: 0% 10~15: 0% >15: 0%
N~E: 9% E~S:36% S~W:14% W~N:35% Calm: 6%

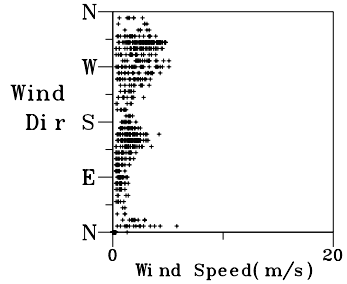


2007/08/01-2007/08/31 TP-W

MEAN= 1.8m/s MAX= 7.8m/s( SE) NO= 744(100%)
< 5 m/s:98% 5~10: 2% 10~15: 0% >15: 0%
N~E: 8% E~S:58% S~W: 7% W~N:21% Calm: 6%

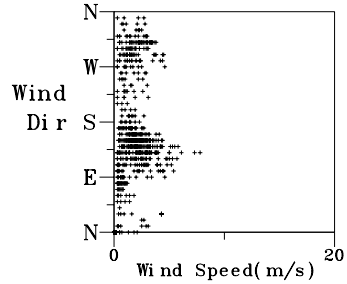


2007/09/01-2007/09/30 TP-W

MEAN= 1.8m/s MAX= 8.2m/s( W ) NO= 716( 99%)
< 5 m/s:98% 5~10: 2% 10~15: 0% >15: 0%
N~E:34% E~S:47% S~W: 4% W~N: 9% Calm: 6%

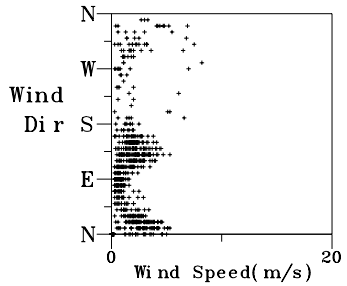


2007/10/01-2007/10/31 TP-W

MEAN= 2.2m/s MAX=11.0m/s( N ) NO= 743(100%)
< 5 m/s:97% 5~10: 3% 10~15: 0% >15: 0%
N~E:65% E~S:24% S~W: 4% W~N: 5% Calm: 2%

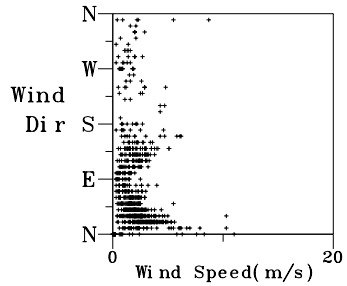


2007/11/01-2007/11/30 TP-W

MEAN= 2.3m/s MAX= 6.3m/s( N ) NO= 704( 98%)
< 5 m/s:98% 5~10: 2% 10~15: 0% >15: 0%
N~E:76% E~S:15% S~W: 2% W~N: 6% Calm: 1%

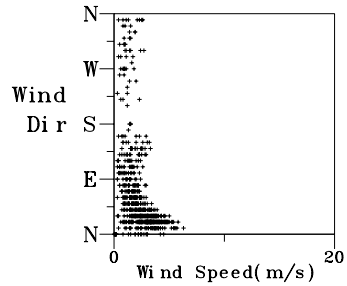


圖10-2-2 2007年臺北風速 (W 站) 與風向 (W 站) 關係圖

| | |
|---|---|
| W06CTPW0.1HA.... ETC | Institute of Harbor & Marine Technology |

RELWC.BAT(PLLWI3AV.FOR) 2008. 9 . 18

# Relation Between 2 Wind Speed

2006/12/01-2006/12/31 TP-1
MEAN= 9.9m/s MAX=18.6m/s( NE) NO= 744(100%)
2006/12/01-2006/12/31 TP-W
MEAN= 1.9m/s MAX= 5.8m/s(NNE) NO= 742(100%)

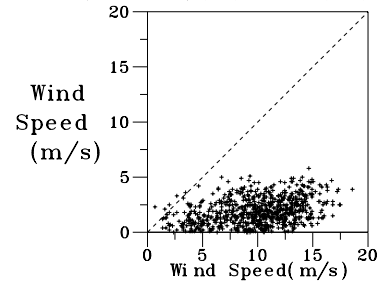


2007/01/01-2007/01/31 TP-1
MEAN= 9.2m/s MAX=18.4m/s( NE) NO= 740( 99%)
2007/01/01-2007/01/31 TP-W
MEAN= 2.2m/s MAX= 7.0m/s(NNE) NO= 743(100%)

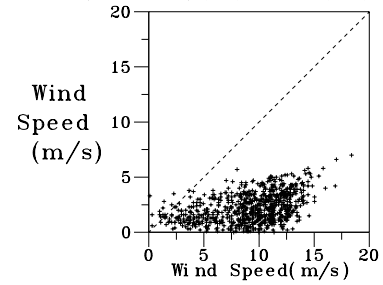


2007/02/01-2007/02/28 TP-1
MEAN= 6.7m/s MAX=17.4m/s(ENE) NO= 646( 96%)
2007/02/01-2007/02/28 TP-W
MEAN= 2.0m/s MAX= 6.8m/s( N ) NO= 664( 99%)

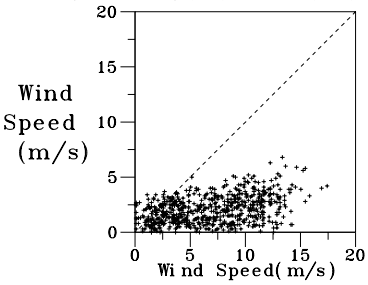


2007/03/01-2007/03/11 TP-1
MEAN= 8.1m/s MAX=16.1m/s( NE) NO= 215( 29%)
2007/03/01-2007/03/31 TP-W
MEAN= 1.9m/s MAX= 6.5m/s(NNE) NO= 744(100%)

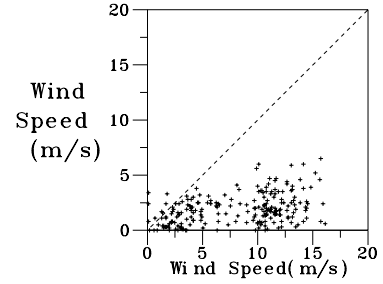


2007/04 TP-1

2007/05/11-2007/05/15 TP-1
MEAN= 6.3m/s MAX=13.1m/s(ENE) NO= 92( 12%)
2007/05/01-2007/05/31 TP-W
MEAN= 1.9m/s MAX= 5.0m/s(SSE) NO= 744(100%)

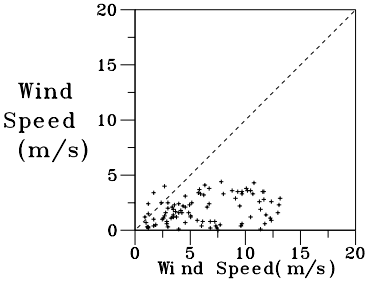


2007/06/03-2007/06/27 TP-1
MEAN= 3.9m/s MAX=17.8m/s( NE) NO= 362( 50%)
2007/06/01-2007/06/30 TP-W
MEAN= 1.3m/s MAX= 5.3m/s( W ) NO= 702( 98%)

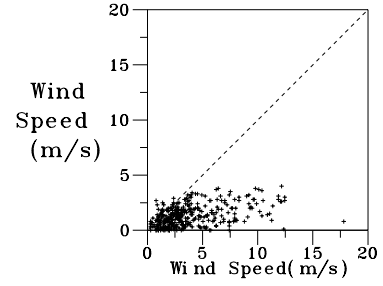


2007/07/03-2007/07/31 TP-1
MEAN= 5.4m/s MAX=16.9m/s( W ) NO= 405( 54%)
2007/07/01-2007/07/31 TP-W
MEAN= 1.7m/s MAX= 5.8m/s( N ) NO= 744(100%)

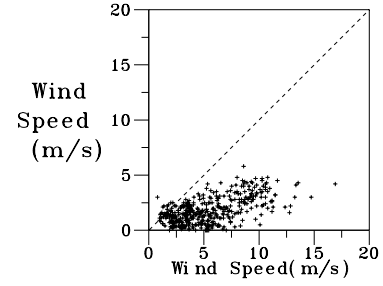


2007/08/01-2007/08/31 TP-1
MEAN= 4.9m/s MAX=21.3m/s( E ) NO= 669( 90%)
2007/08/01-2007/08/31 TP-W
MEAN= 1.8m/s MAX= 7.8m/s( SE) NO= 744(100%)

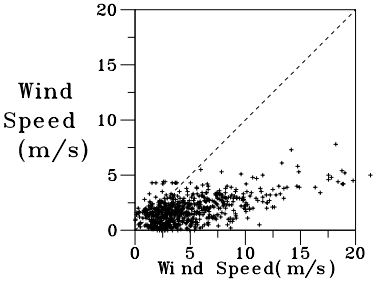


2007/09/01-2007/09/30 TP-1
MEAN= 6.8m/s MAX=23.4m/s( SW) NO= 638( 89%)
2007/09/01-2007/09/30 TP-W
MEAN= 1.8m/s MAX= 8.2m/s( W ) NO= 716( 99%)

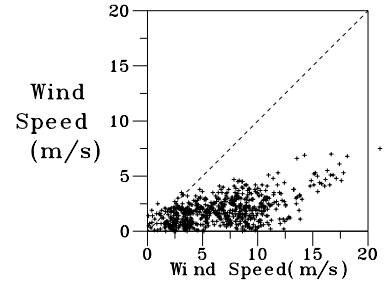


2007/10/01-2007/10/31 TP-1
MEAN= 9.9m/s MAX=33.4m/s(NNE) NO= 744(100%)
2007/10/01-2007/10/31 TP-W
MEAN= 2.2m/s MAX=11.0m/s( N ) NO= 743(100%)

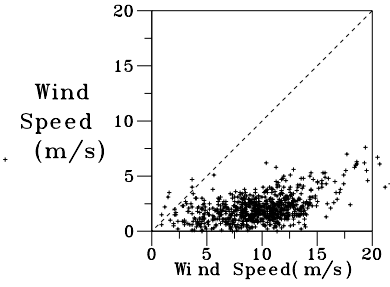


2007/11/01-2007/11/25 TP-1
MEAN=11.1m/s MAX=20.6m/s( NE) NO= 581( 81%)
2007/11/01-2007/11/30 TP-W
MEAN= 2.3m/s MAX= 6.3m/s( N ) NO= 704( 98%)

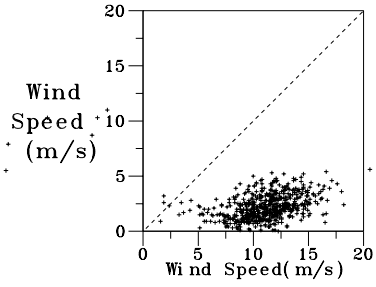


圖 10-2-3　2007年臺北風速 (1站) 與風速 (W 站) 關係圖

| | |
|---|---|
| W06CTP10.1HA.... ETC | Institute of Harbor & Marine Technology |

RELWC.BAT(PLLWI3BV.FOR) 2008. 9 . 19

# Relation Between 2 Wind Direction

2006/12/01-2006/12/31 TP-1 NO= 744(100%)
N~E:84% E~S:12% S~W: 1% W~N: 3% Calm: 0%
2006/12/01-2006/12/31 TP-W NO= 742(100%)
N~E:62% E~S:24% S~W: 2% W~N: 6% Calm: 6%

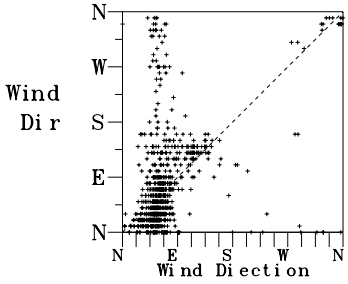


2007/01/01-2007/01/31 TP-1 NO= 740( 99%)
N~E:84% E~S:12% S~W: 1% W~N: 3% Calm: 0%
2007/01/01-2007/01/31 TP-W NO= 743(100%)
N~E:63% E~S:21% S~W: 4% W~N: 9% Calm: 3%

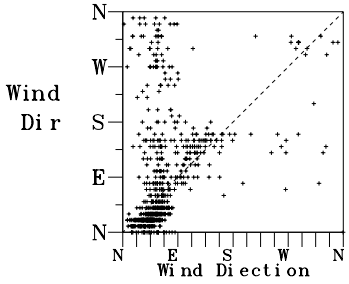


2007/02/01-2007/02/28 TP-1 NO= 646( 96%)
N~E:62% E~S:18% S~W: 7% W~N:11% Calm: 2%
2007/02/01-2007/02/28 TP-W NO= 664( 99%)
N~E:44% E~S:31% S~W: 3% W~N:19% Calm: 3%

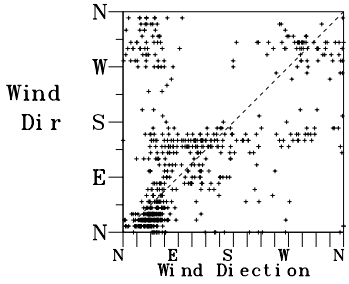


2007/03/01-2007/03/11 TP-1 NO= 215( 29%)
N~E:77% E~S: 7% S~W: 7% W~N: 7% Calm: 2%
2007/03/01-2007/03/31 TP-W NO= 744(100%)
N~E:42% E~S:27% S~W: 5% W~N:18% Calm: 8%

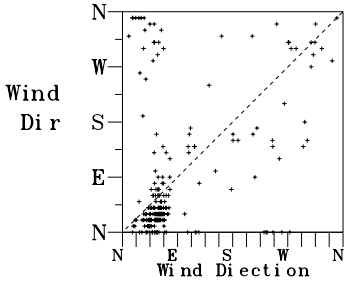


2007/04 TP-1

2007/05/11-2007/05/15 TP-1 NO= 92( 12%)
N~E:53% E~S:17% S~W:14% W~N:16% Calm: 0%
2007/05/01-2007/05/31 TP-W NO= 744(100%)
N~E:10% E~S:46% S~W:10% W~N:28% Calm: 6%

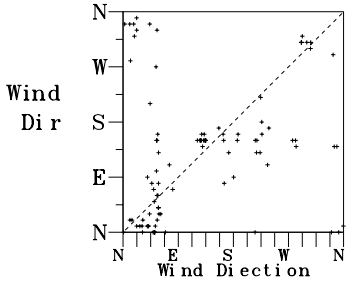


2007/06/03-2007/06/27 TP-1 NO= 362( 50%)
N~E:25% E~S:25% S~W:24% W~N:26% Calm: 0%
2007/06/01-2007/06/30 TP-W NO= 702( 98%)
N~E:16% E~S:33% S~W: 9% W~N:28% Calm:14%

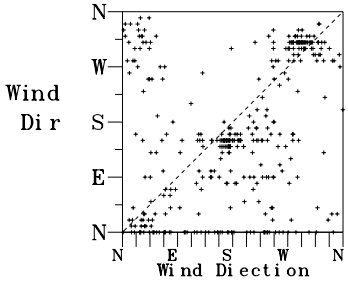


2007/07/03-2007/07/31 TP-1 NO= 405( 54%)
N~E: 8% E~S:23% S~W:38% W~N:31% Calm: 0%
2007/07/01-2007/07/31 TP-W NO= 744(100%)
N~E: 9% E~S:36% S~W:14% W~N:35% Calm: 6%

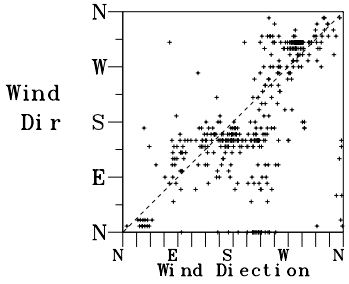


2007/08/01-2007/08/31 TP-1 NO= 669( 90%)
N~E:32% E~S:33% S~W:23% W~N:11% Calm: 1%
2007/08/01-2007/08/31 TP-W NO= 744(100%)
N~E: 8% E~S:58% S~W: 7% W~N:21% Calm: 6%

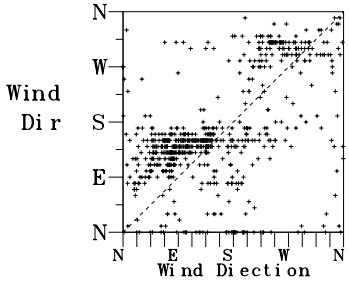


2007/09/01-2007/09/30 TP-1 NO= 638( 89%)
N~E:65% E~S:14% S~W: 5% W~N:16% Calm: 0%
2007/09/01-2007/09/30 TP-W NO= 716( 99%)
N~E:34% E~S:47% S~W: 4% W~N: 9% Calm: 6%

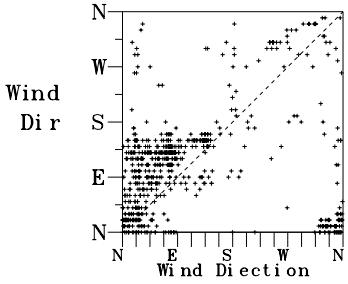


2007/10/01-2007/10/31 TP-1 NO= 744(100%)
N~E:85% E~S: 9% S~W: 5% W~N: 1% Calm: 0%
2007/10/01-2007/10/31 TP-W NO= 743(100%)
N~E:65% E~S:24% S~W: 4% W~N: 5% Calm: 2%

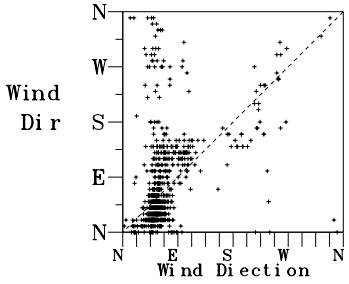


2007/11/01-2007/11/25 TP-1 NO= 581( 81%)
N~E:97% E~S: 3% S~W: 0% W~N: 0% Calm: 0%
2007/11/01-2007/11/30 TP-W NO= 704( 98%)
N~E:76% E~S:15% S~W: 2% W~N: 6% Calm: 1%

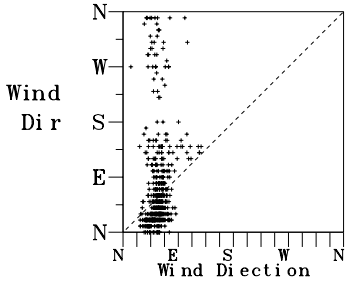


圖10-2-4 2007年臺北風向 (1站) 與風向 (W 站) 關係圖

| | |
|---|---|
| W06CTP10.1HA.... ETC | Institute of Harbor & Marine Technology |

RELWC.BAT(PLLWI3CV.FOR) 2008. 9 . 19

## 10.3　2006年臺中港風速與風向相關圖

# Relation Between Wind Speed and Direction

2006/12/01-2006/12/31 TC-7

MEAN= 7.7m/s MAX=16.8m/s( NE) NO= 743(100%)
< 5 m/s:29% 5~10:40% 10~15:28% >15: 3%
N~E:95% E~S: 1% S~W: 1% W~N: 3% Calm: 0%

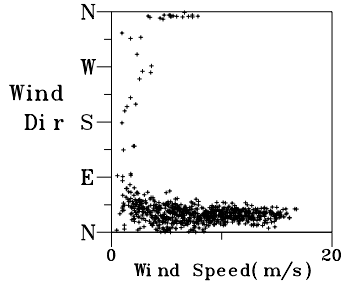


2007/01/01-2007/01/31 TC-7

MEAN= 8.5m/s MAX=16.4m/s(NNE) NO= 744(100%)
< 5 m/s:17% 5~10:47% 10~15:35% >15: 1%
N~E:98% E~S: 1% S~W: 0% W~N: 1% Calm: 0%

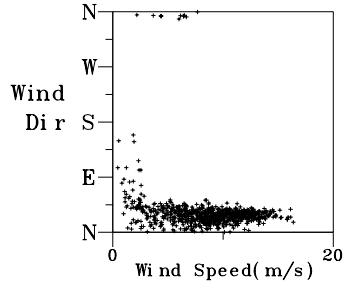


2007/02/01-2007/02/28 TC-7

MEAN= 5.0m/s MAX=14.7m/s(NNE) NO= 672(100%)
< 5 m/s:57% 5~10:35% 10~15: 8% >15: 0%
N~E:79% E~S: 8% S~W: 6% W~N: 7% Calm: 0%

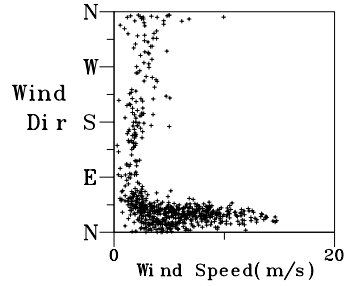


2007/03/01-2007/03/31 TC-7

MEAN= 5.2m/s MAX=15.2m/s(NNE) NO= 744(100%)
< 5 m/s:57% 5~10:33% 10~15:10% >15: 0%
N~E:68% E~S: 7% S~W:18% W~N: 7% Calm: 0%

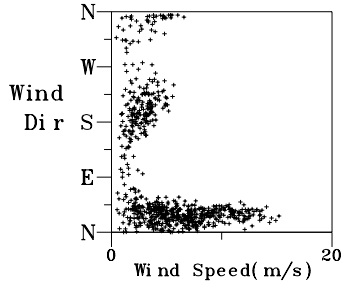


2007/04/01-2007/04/30 TC-7

MEAN= 4.4m/s MAX=18.5m/s(NNE) NO= 679( 94%)
< 5 m/s:67% 5~10:25% 10~15: 8% >15: 0%
N~E:64% E~S:11% S~W:14% W~N:11% Calm: 0%

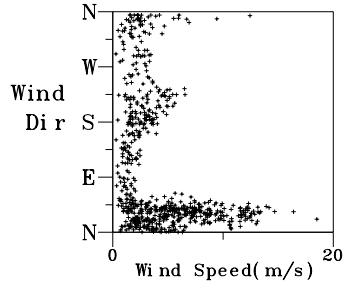


2007/05/01-2007/05/31 TC-7

MEAN= 2.9m/s MAX= 9.0m/s(NNE) NO= 744(100%)
< 5 m/s:89% 5~10:11% 10~15: 0% >15: 0%
N~E:35% E~S:19% S~W:32% W~N:13% Calm: 1%

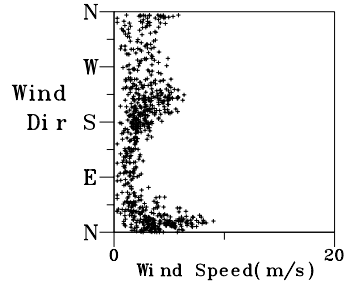


2007/06/01-2007/06/30 TC-7

MEAN= 2.8m/s MAX= 8.4m/s( SW) NO= 720(100%)
< 5 m/s:94% 5~10: 6% 10~15: 0% >15: 0%
N~E:11% E~S:30% S~W:49% W~N:10% Calm: 0%

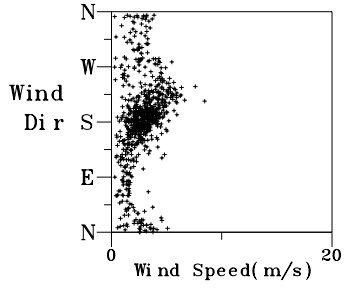


2007/07/01-2007/07/31 TC-7

MEAN= 3.1m/s MAX= 7.5m/s(NNE) NO= 744(100%)
< 5 m/s:92% 5~10: 8% 10~15: 0% >15: 0%
N~E:10% E~S:19% S~W:56% W~N:15% Calm: 0%

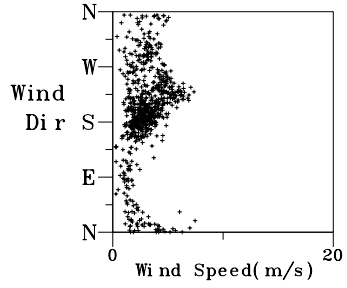


2007/08/01-2007/08/31 TC-7

MEAN= 3.0m/s MAX=17.9m/s(NNE) NO= 744(100%)
< 5 m/s:89% 5~10:11% 10~15: 0% >15: 0%
N~E:24% E~S:25% S~W:35% W~N:15% Calm: 1%

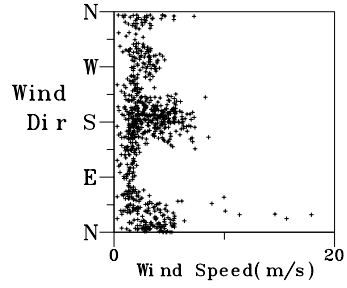


2007/09/01-2007/09/30 TC-7

MEAN= 4.2m/s MAX=14.7m/s( N ) NO= 720(100%)
< 5 m/s:70% 5~10:21% 10~15: 9% >15: 0%
N~E:64% E~S:16% S~W:12% W~N: 8% Calm: 0%

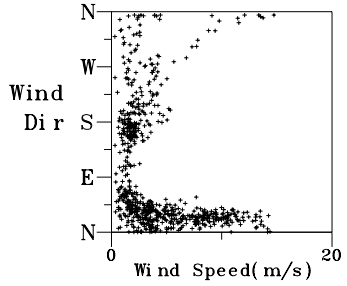


2007/10/01-2007/10/31 TC-7

MEAN= 7.3m/s MAX=20.8m/s(NNE) NO= 744(100%)
< 5 m/s:32% 5~10:43% 10~15:20% >15: 5%
N~E:85% E~S: 3% S~W: 8% W~N: 4% Calm: 0%

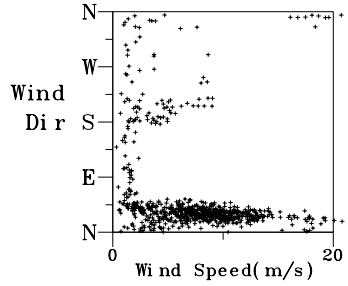


2007/11/01-2007/11/30 TC-7

MEAN= 9.9m/s MAX=23.3m/s(NNE) NO= 720(100%)
< 5 m/s:18% 5~10:31% 10~15:38% >15:13%
N~E:99% E~S: 1% S~W: 0% W~N: 0% Calm: 0%

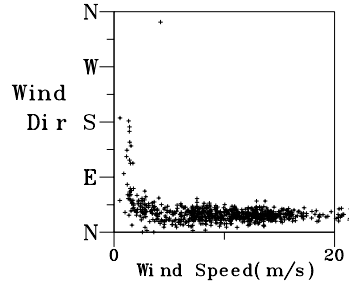


圖 10-3-1　2007年臺中風速 (7站) 與風向 (7站) 關係圖

| | |
|---|---|
| W06CTC70.1HA.... ETC | Institute of Harbor & Marine Technology |

RELWC.BAT(PLLWI3AV.FOR) 2008. 9 . 18

# Relation Between Wind Speed and Direction

2006/12/01-2006/12/31 TC-W

MEAN= 6.0m/s MAX=13.5m/s( N ) NO= 744(100%)
< 5 m/s:38% 5~10:54% 10~15: 8% >15: 0%
N~E:39% E~S: 1% S~W: 1% W~N:58% Calm: 1%

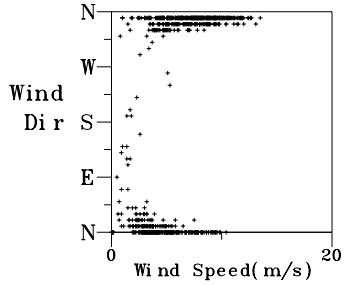


2007/01/01-2007/01/31 TC-W

MEAN= 6.6m/s MAX=13.3m/s( N ) NO= 741(100%)
< 5 m/s:25% 5~10:68% 10~15: 7% >15: 0%
N~E:23% E~S: 1% S~W: 0% W~N:75% Calm: 1%

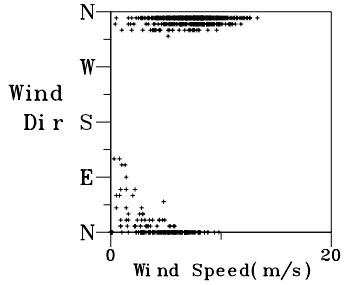


2007/02/01-2007/02/28 TC-W

MEAN= 4.3m/s MAX=14.4m/s( N ) NO= 671(100%)
< 5 m/s:62% 5~10:35% 10~15: 3% >15: 0%
N~E:38% E~S: 7% S~W: 6% W~N:46% Calm: 3%

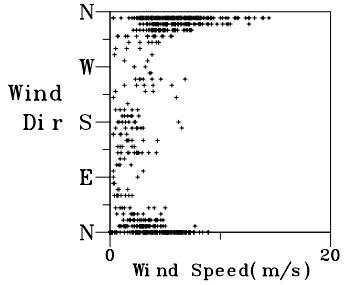


2007/03/01-2007/03/31 TC-W

MEAN= 4.5m/s MAX=13.3m/s( N ) NO= 731( 98%)
< 5 m/s:61% 5~10:37% 10~15: 2% >15: 0%
N~E:30% E~S:10% S~W:14% W~N:44% Calm: 2%

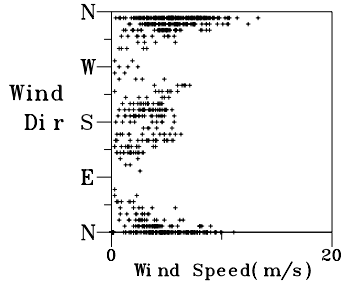


2007/04/01-2007/04/30 TC-W

MEAN= 3.9m/s MAX=15.4m/s( NW) NO= 720(100%)
< 5 m/s:68% 5~10:29% 10~15: 3% >15: 0%
N~E:33% E~S:11% S~W:11% W~N:40% Calm: 5%

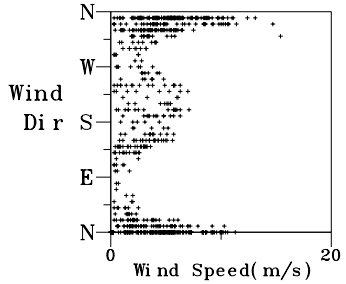


2007/05/01-2007/05/31 TC-W

MEAN= 2.9m/s MAX= 8.6m/s(NNW) NO= 744(100%)
< 5 m/s:85% 5~10:15% 10~15: 0% >15: 0%
N~E:14% E~S:22% S~W:25% W~N:32% Calm: 7%

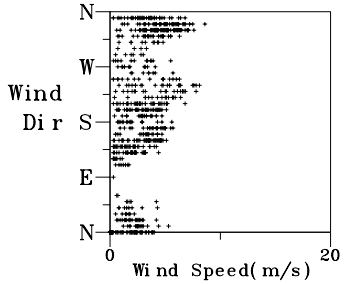


2007/06/01-2007/06/30 TC-W

MEAN= 3.3m/s MAX= 9.9m/s(WSW) NO= 711( 99%)
< 5 m/s:82% 5~10:18% 10~15: 0% >15: 0%
N~E: 6% E~S:46% S~W:30% W~N:12% Calm: 6%

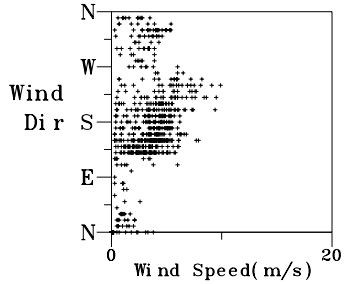


2007/07/01-2007/07/31 TC-W

MEAN= 3.6m/s MAX= 8.2m/s(WSW) NO= 744(100%)
< 5 m/s:80% 5~10:20% 10~15: 0% >15: 0%
N~E: 6% E~S:39% S~W:38% W~N:16% Calm: 1%

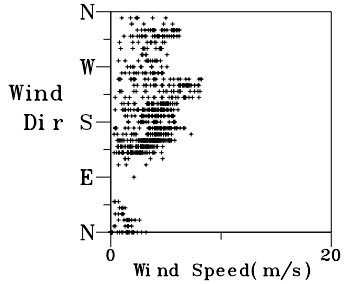


2007/08/01-2007/08/31 TC-W

MEAN= 3.4m/s MAX=11.7m/s(SSE) NO= 744(100%)
< 5 m/s:74% 5~10:25% 10~15: 1% >15: 0%
N~E:14% E~S:40% S~W:21% W~N:21% Calm: 4%

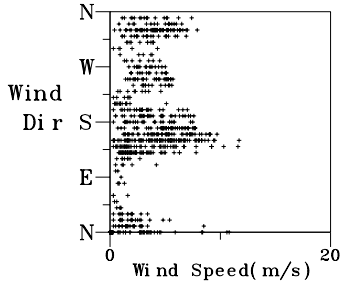


2007/09/01-2007/09/30 TC-W

MEAN= 3.9m/s MAX=16.1m/s(NNW) NO= 716( 99%)
< 5 m/s:70% 5~10:25% 10~15: 4% >15: 1%
N~E:26% E~S:20% S~W:10% W~N:40% Calm: 4%

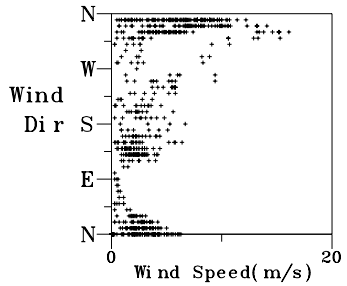


2007/10/01-2007/10/31 TC-W

MEAN= 6.1m/s MAX=25.5m/s( NW) NO= 742(100%)
< 5 m/s:36% 5~10:54% 10~15: 7% >15: 3%
N~E:34% E~S: 6% S~W: 4% W~N:53% Calm: 3%

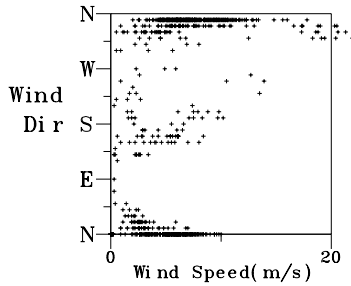


2007/11/01-2007/11/30 TC-W

MEAN= 7.3m/s MAX=16.3m/s( N ) NO= 719(100%)
< 5 m/s:26% 5~10:53% 10~15:20% >15: 1%
N~E:33% E~S: 1% S~W: 0% W~N:65% Calm: 1%

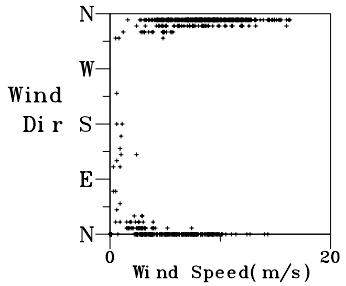


圖10-3-2 2007年臺中風速 (W 站) 與風向 (W 站) 關係圖

| | |
|---|---|
| W06CTCW0.1HA.... ETC | Institute of Harbor & Marine Technology |

RELWC.BAT(PLLWI3AV.FOR) 2008. 9 . 18

# Relation Between 2 Wind Speed

2006/12/01-2006/12/31 TC-7
MEAN= 7.7m/s MAX=16.8m/s( NE) NO= 743(100%)
2006/12/01-2006/12/31 TC-W
MEAN= 6.0m/s MAX=13.5m/s( N ) NO= 744(100%)

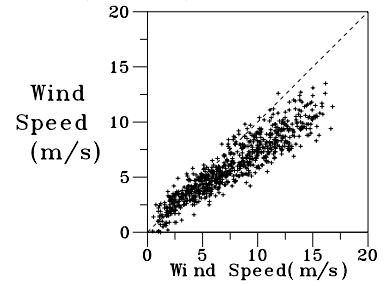


2007/01/01-2007/01/31 TC-7
MEAN= 8.5m/s MAX=16.4m/s(NNE) NO= 744(100%)
2007/01/01-2007/01/31 TC-W
MEAN= 6.6m/s MAX=13.3m/s( N ) NO= 741(100%)

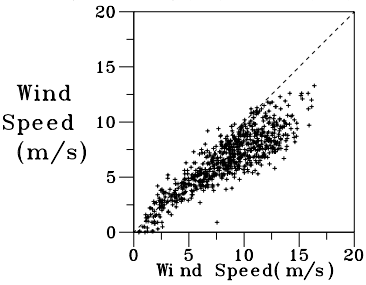


2007/02/01-2007/02/28 TC-7
MEAN= 5.0m/s MAX=14.7m/s(NNE) NO= 672(100%)
2007/02/01-2007/02/28 TC-W
MEAN= 4.3m/s MAX=14.4m/s( N ) NO= 671(100%)

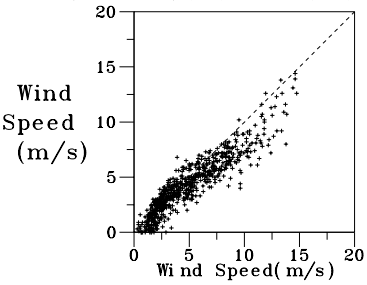


2007/03/01-2007/03/31 TC-7
MEAN= 5.2m/s MAX=15.2m/s(NNE) NO= 744(100%)
2007/03/01-2007/03/31 TC-W
MEAN= 4.5m/s MAX=13.3m/s( N ) NO= 731( 98%)

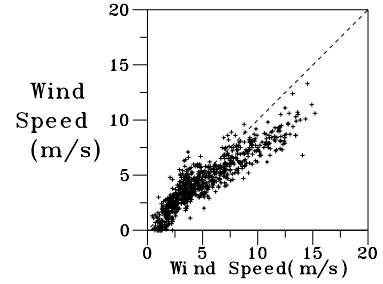


2007/04/01-2007/04/30 TC-7
MEAN= 4.4m/s MAX=18.5m/s(NNE) NO= 679( 94%)
2007/04/01-2007/04/30 TC-W
MEAN= 3.9m/s MAX=15.4m/s( NW) NO= 720(100%)

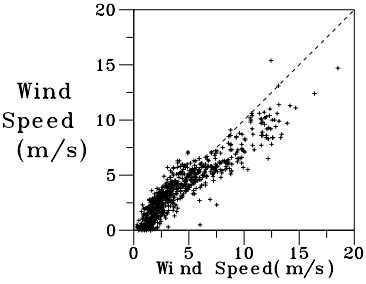


2007/05/01-2007/05/31 TC-7
MEAN= 2.9m/s MAX= 9.0m/s(NNE) NO= 744(100%)
2007/05/01-2007/05/31 TC-W
MEAN= 2.9m/s MAX= 8.6m/s(NNW) NO= 744(100%)

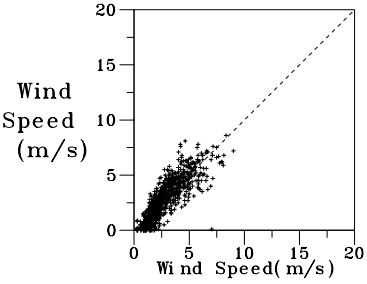


2007/06/01-2007/06/30 TC-7
MEAN= 2.8m/s MAX= 8.4m/s( SW) NO= 720(100%)
2007/06/01-2007/06/30 TC-W
MEAN= 3.3m/s MAX= 9.9m/s(WSW) NO= 711( 99%)

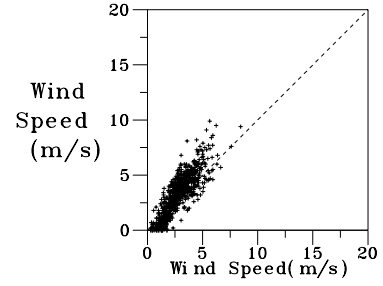


2007/07/01-2007/07/31 TC-7
MEAN= 3.1m/s MAX= 7.5m/s(NNE) NO= 744(100%)
2007/07/01-2007/07/31 TC-W
MEAN= 3.6m/s MAX= 8.2m/s(WSW) NO= 744(100%)

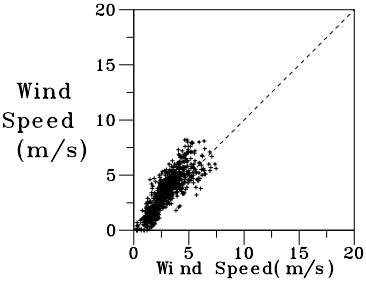


2007/08/01-2007/08/31 TC-7
MEAN= 3.0m/s MAX=17.9m/s(NNE) NO= 744(100%)
2007/08/01-2007/08/31 TC-W
MEAN= 3.4m/s MAX=11.7m/s(SSE) NO= 744(100%)

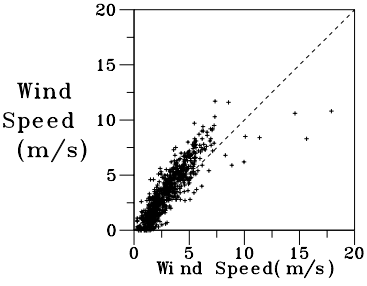


2007/09/01-2007/09/30 TC-7
MEAN= 4.2m/s MAX=14.7m/s( N ) NO= 720(100%)
2007/09/01-2007/09/30 TC-W
MEAN= 3.9m/s MAX=16.1m/s(NNW) NO= 716( 99%)

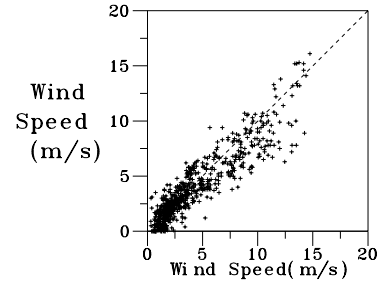


2007/10/01-2007/10/31 TC-7
MEAN= 7.3m/s MAX=20.8m/s(NNE) NO= 744(100%)
2007/10/01-2007/10/31 TC-W
MEAN= 6.1m/s MAX=25.5m/s( NW) NO= 742(100%)

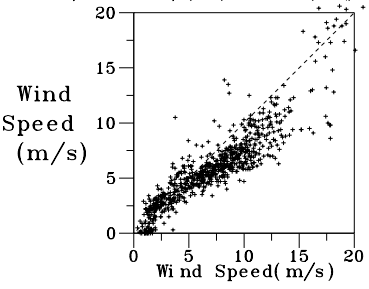


2007/11/01-2007/11/30 TC-7
MEAN= 9.9m/s MAX=23.3m/s(NNE) NO= 720(100%)
2007/11/01-2007/11/30 TC-W
MEAN= 7.3m/s MAX=16.3m/s( N ) NO= 719(100%)

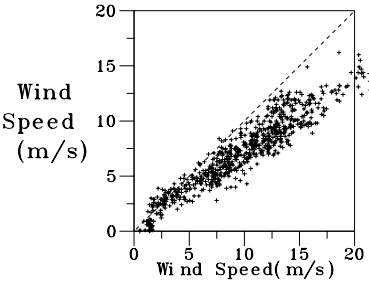


圖10-3-3　2007年臺中風速 (7站) 與風速 (W 站) 關係圖

| | |
|---|---|
| W06CTC70.1HA.... ETC | Institute of Harbor & Marine Technology |

RELWC.BAT(PLLWI3BV.FOR) 2008. 9 . 18

# Relation Between 2 Wind Direction

2006/12/01-2006/12/31 TC-7 NO= 743(100%)
N~E:95% E~S: 1% S~W: 1% W~N: 3% Calm: 0%
2006/12/01-2006/12/31 TC-W NO= 744(100%)
N~E:39% E~S: 1% S~W: 1% W~N:58% Calm: 1%

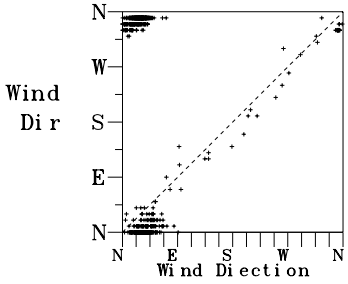


2007/01/01-2007/01/31 TC-7 NO= 744(100%)
N~E:98% E~S: 1% S~W: 0% W~N: 1% Calm: 0%
2007/01/01-2007/01/31 TC-W NO= 741(100%)
N~E:23% E~S: 1% S~W: 0% W~N:75% Calm: 1%

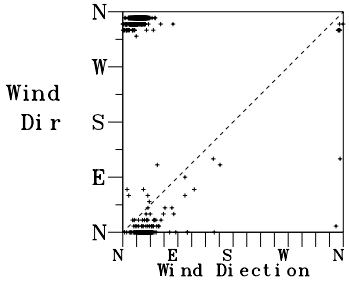


2007/02/01-2007/02/28 TC-7 NO= 672(100%)
N~E:79% E~S: 8% S~W: 6% W~N: 7% Calm: 0%
2007/02/01-2007/02/28 TC-W NO= 671(100%)
N~E:38% E~S: 7% S~W: 6% W~N:46% Calm: 3%

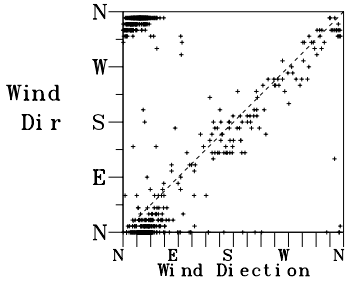


2007/03/01-2007/03/31 TC-7 NO= 744(100%)
N~E:68% E~S: 7% S~W:18% W~N: 7% Calm: 0%
2007/03/01-2007/03/31 TC-W NO= 731( 98%)
N~E:30% E~S:10% S~W:14% W~N:44% Calm: 2%

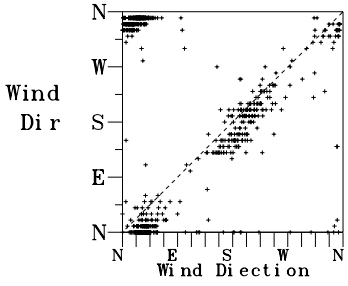


2007/04/01-2007/04/30 TC-7 NO= 679( 94%)
N~E:64% E~S:11% S~W:14% W~N:11% Calm: 0%
2007/04/01-2007/04/30 TC-W NO= 720(100%)
N~E:33% E~S:11% S~W:11% W~N:40% Calm: 5%

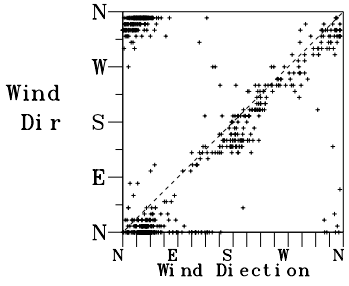


2007/05/01-2007/05/31 TC-7 NO= 744(100%)
N~E:35% E~S:19% S~W:32% W~N:13% Calm: 1%
2007/05/01-2007/05/31 TC-W NO= 744(100%)
N~E:14% E~S:22% S~W:25% W~N:32% Calm: 7%

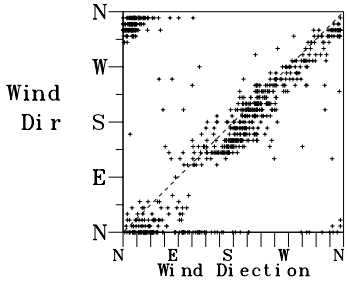


2007/06/01-2007/06/30 TC-7 NO= 720(100%)
N~E:11% E~S:30% S~W:49% W~N:10% Calm: 0%
2007/06/01-2007/06/30 TC-W NO= 711( 99%)
N~E: 6% E~S:46% S~W:30% W~N:12% Calm: 6%

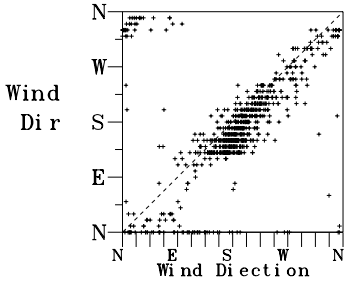


2007/07/01-2007/07/31 TC-7 NO= 744(100%)
N~E:10% E~S:19% S~W:56% W~N:15% Calm: 0%
2007/07/01-2007/07/31 TC-W NO= 744(100%)
N~E: 6% E~S:39% S~W:38% W~N:16% Calm: 1%

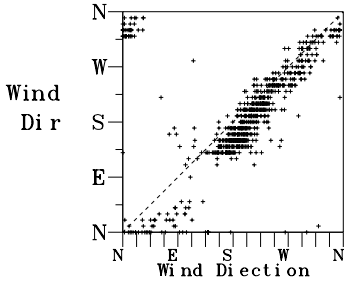


2007/08/01-2007/08/31 TC-7 NO= 744(100%)
N~E:24% E~S:25% S~W:35% W~N:15% Calm: 1%
2007/08/01-2007/08/31 TC-W NO= 744(100%)
N~E:14% E~S:40% S~W:21% W~N:21% Calm: 4%

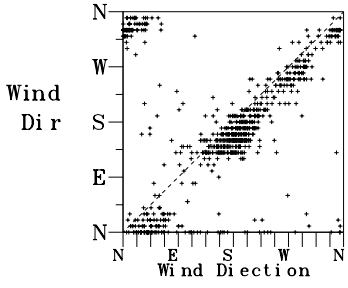


2007/09/01-2007/09/30 TC-7 NO= 720(100%)
N~E:64% E~S:16% S~W:12% W~N: 8% Calm: 0%
2007/09/01-2007/09/30 TC-W NO= 716( 99%)
N~E:26% E~S:20% S~W:10% W~N:40% Calm: 4%

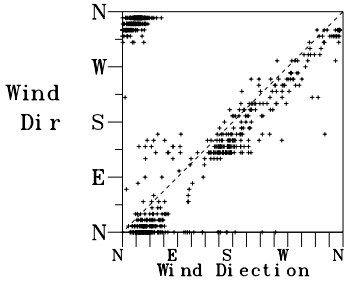


2007/10/01-2007/10/31 TC-7 NO= 744(100%)
N~E:85% E~S: 3% S~W: 8% W~N: 4% Calm: 0%
2007/10/01-2007/10/31 TC-W NO= 742(100%)
N~E:34% E~S: 6% S~W: 4% W~N:53% Calm: 3%

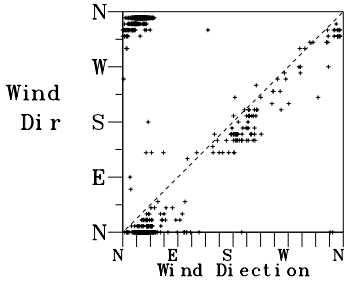


2007/11/01-2007/11/30 TC-7 NO= 720(100%)
N~E:99% E~S: 1% S~W: 0% W~N: 0% Calm: 0%
2007/11/01-2007/11/30 TC-W NO= 719(100%)
N~E:33% E~S: 1% S~W: 0% W~N:65% Calm: 1%

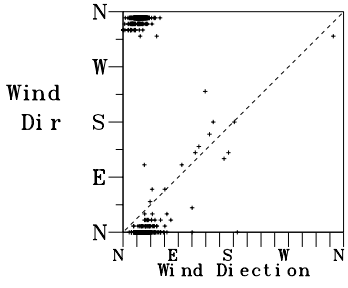


圖10-3-4　2007年臺中風向 (7站) 與風向 (W 站) 關係圖

| | |
|---|---|
| W06CTC70.1HA.... ETC | Institute of Harbor & Marine Technology |

RELWC.BAT(PLLWI3CV.FOR) 2008. 9 . 18

## 10.4　2006年安平港風速與風向相關圖

# Relation Between Wind Speed and Direction

2006/12/01-2006/12/31 AP-1

MEAN= 7.2m/s MAX=17.6m/s( N ) NO= 743(100%)
< 5 m/s:24% 5~10:60% 10~15:14% >15: 2%
N~E:85% E~S: 0% S~W: 0% W~N:15% Calm: 0%

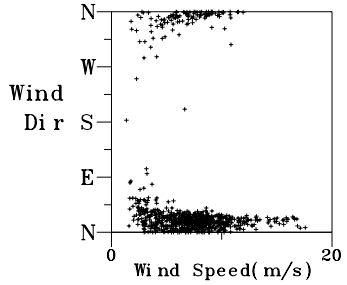


2007/01/26-2007/01/31 AP-1

MEAN= 8.0m/s MAX=10.4m/s( N ) NO= 57( 8%)
< 5 m/s: 4% 5~10:91% 10~15: 5% >15: 0%
N~E:82% E~S: 0% S~W: 0% W~N:18% Calm: 0%

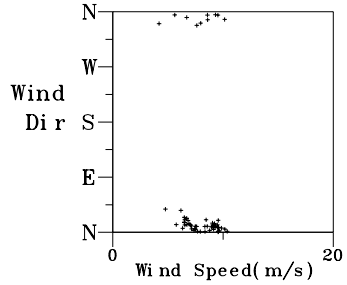


2007/02/01-2007/02/10 AP-1

MEAN= 6.1m/s MAX=14.0m/s( N ) NO= 221( 33%)
< 5 m/s:42% 5~10:46% 10~15:12% >15: 0%
N~E:66% E~S: 0% S~W: 0% W~N:34% Calm: 0%

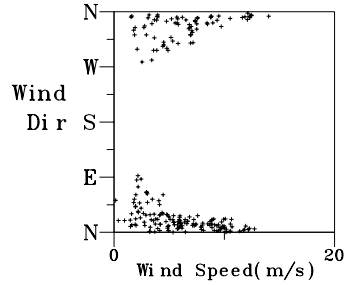


2007/03/07-2007/03/31 AP-1

MEAN= 5.5m/s MAX=15.0m/s( N ) NO= 498( 67%)
< 5 m/s:43% 5~10:52% 10~15: 5% >15: 0%
N~E:46% E~S: 7% S~W:17% W~N:29% Calm: 1%

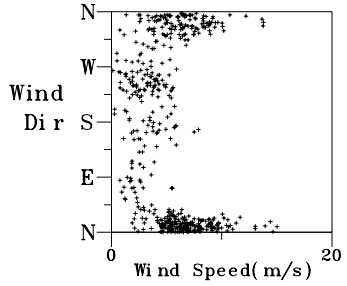


2007/04/01-2007/04/30 AP-1

MEAN= 5.0m/s MAX=16.3m/s( N ) NO= 624( 87%)
< 5 m/s:56% 5~10:39% 10~15: 5% >15: 0%
N~E:44% E~S: 8% S~W:14% W~N:34% Calm: 0%

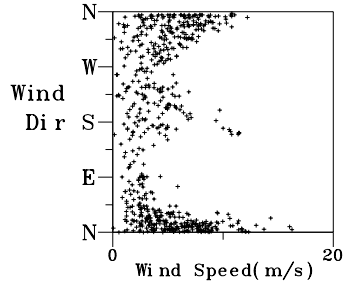


2007/05/01-2007/05/31 AP-1

MEAN= 3.7m/s MAX= 9.5m/s( N ) NO= 680( 91%)
< 5 m/s:76% 5~10:24% 10~15: 0% >15: 0%
N~E:18% E~S:19% S~W:26% W~N:36% Calm: 1%

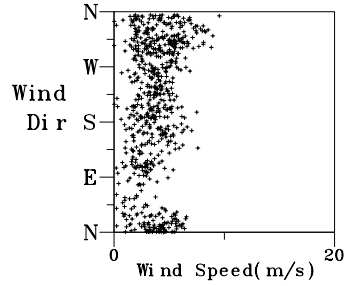


2007/06/01-2007/06/30 AP-1

MEAN= 4.8m/s MAX=13.0m/s(SSE) NO= 697( 97%)
< 5 m/s:63% 5~10:30% 10~15: 7% >15: 0%
N~E:13% E~S:50% S~W:25% W~N:12% Calm: 0%

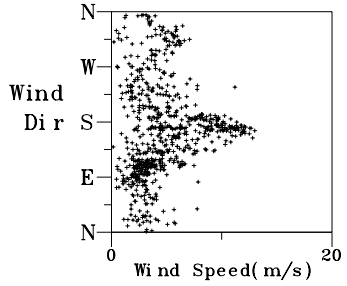


2007/07/01-2007/07/31 AP-1

MEAN= 4.2m/s MAX=12.1m/s(SSE) NO= 727( 98%)
< 5 m/s:66% 5~10:33% 10~15: 1% >15: 0%
N~E:13% E~S:31% S~W:29% W~N:26% Calm: 1%

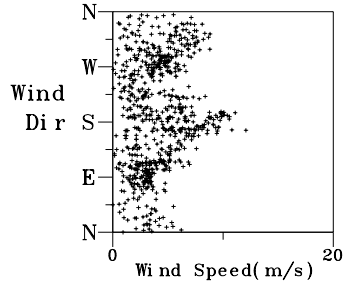


2007/08/01-2007/08/31 AP-1

MEAN= 5.8m/s MAX=24.4m/s(WSW) NO= 732( 98%)
< 5 m/s:52% 5~10:31% 10~15:13% >15: 4%
N~E:19% E~S:40% S~W:26% W~N:13% Calm: 2%

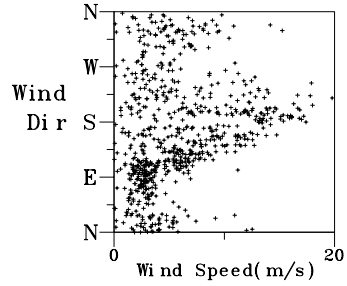


2007/09/01-2007/09/30 AP-1

MEAN= 3.9m/s MAX=16.2m/s( N ) NO= 711( 99%)
< 5 m/s:77% 5~10:19% 10~15: 3% >15: 1%
N~E:23% E~S:23% S~W:23% W~N:30% Calm: 1%

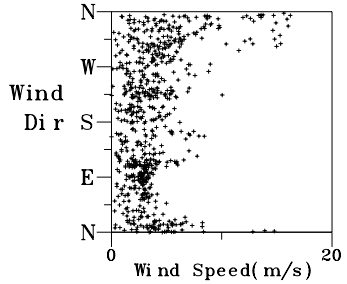


2007/10/01-2007/10/31 AP-1

MEAN= 5.3m/s MAX=22.8m/s( NW) NO= 647( 87%)
< 5 m/s:55% 5~10:39% 10~15: 2% >15: 4%
N~E:41% E~S: 7% S~W:13% W~N:38% Calm: 1%

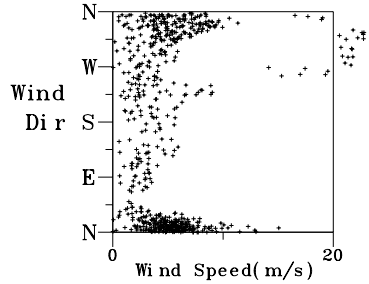


2007/11/01-2007/11/30 AP-1

MEAN= 6.8m/s MAX=20.5m/s( N ) NO= 628( 87%)
< 5 m/s:28% 5~10:59% 10~15:11% >15: 2%
N~E:67% E~S: 1% S~W: 1% W~N:31% Calm: 0%

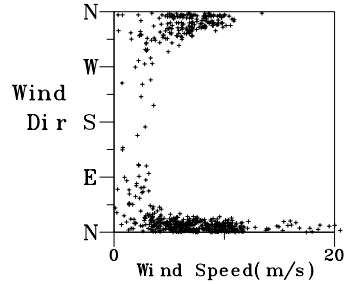


圖 10-4-1　2007年安平風速 (1站) 與風向 (1站) 關係圖

| | |
|---|---|
| W06CAP10.1HA.... ETC | Institute of Harbor & Marine Technology |

RELWC.BAT(PLLWI3AV.FOR) 2008. 9 . 18

## 10.5　2006年高雄港風速與風向相關圖

# Relation Between Wind Speed and Direction

2006/12/01-2006/12/31 KH-X

MEAN= 2.0m/s MAX= 6.9m/s(NNW) NO= 743(100%)
< 5 m/s:95% 5~10: 5% 10~15: 0% >15: 0%
N~E:43% E~S: 0% S~W: 4% W~N:30% Calm:23%

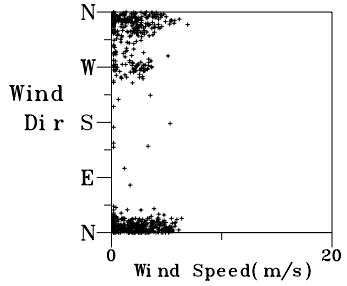


2007/01/01-2007/01/31 KH-X

MEAN= 2.2m/s MAX= 6.8m/s(NNW) NO= 744(100%)
< 5 m/s:98% 5~10: 2% 10~15: 0% >15: 0%
N~E:41% E~S: 0% S~W: 3% W~N:44% Calm:12%

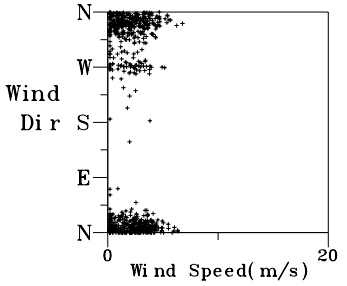


2007/02/01-2007/02/28 KH-X

MEAN= 2.0m/s MAX= 6.8m/s(SSE) NO= 672(100%)
< 5 m/s:97% 5~10: 3% 10~15: 0% >15: 0%
N~E:32% E~S: 5% S~W: 7% W~N:34% Calm:22%

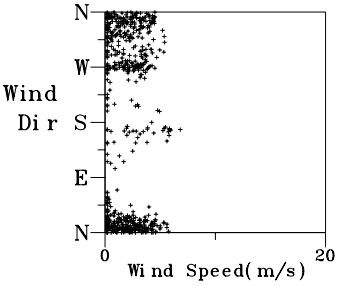


2007/03/01-2007/03/31 KH-X

MEAN= 1.7m/s MAX= 9.2m/s(SSE) NO= 744(100%)
< 5 m/s:96% 5~10: 4% 10~15: 0% >15: 0%
N~E:31% E~S: 6% S~W:13% W~N:27% Calm:23%

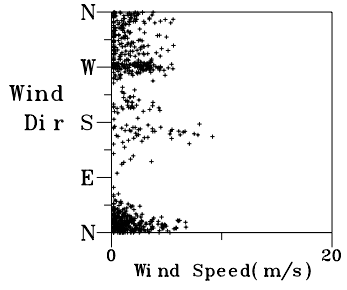


2007/04/01-2007/04/30 KH-X

MEAN= 1.7m/s MAX= 7.2m/s(SSE) NO= 720(100%)
< 5 m/s:96% 5~10: 4% 10~15: 0% >15: 0%
N~E:19% E~S: 5% S~W:19% W~N:31% Calm:26%

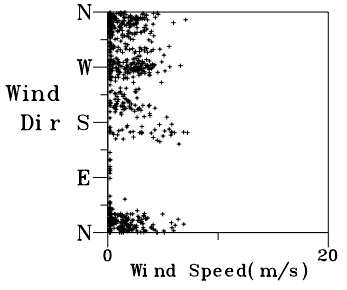


2007/05/01-2007/05/31 KH-X

MEAN= 1.4m/s MAX= 5.9m/s(SSE) NO= 744(100%)
< 5 m/s:99% 5~10: 1% 10~15: 0% >15: 0%
N~E:12% E~S: 8% S~W:20% W~N:28% Calm:32%

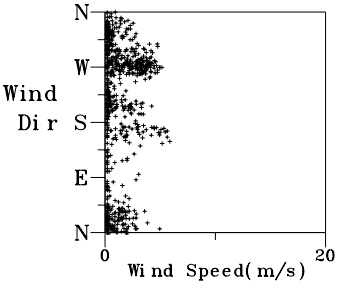


2007/06/01-2007/06/30 KH-X

MEAN= 2.0m/s MAX= 9.8m/s(SSE) NO= 720(100%)
< 5 m/s:85% 5~10:15% 10~15: 0% >15: 0%
N~E:12% E~S:24% S~W:17% W~N:16% Calm:31%

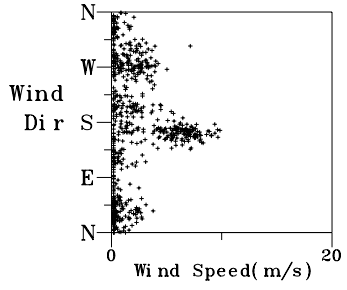


2007/07/01-2007/07/31 KH-X

MEAN= 1.9m/s MAX= 8.1m/s(SSE) NO= 744(100%)
< 5 m/s:92% 5~10: 8% 10~15: 0% >15: 0%
N~E:10% E~S:17% S~W:21% W~N:23% Calm:29%

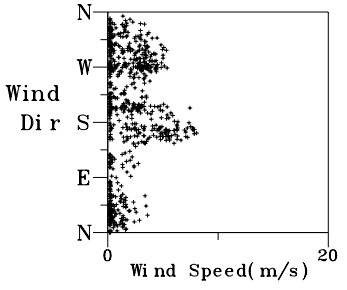


2007/08/01-2007/08/31 KH-X

MEAN= 2.2m/s MAX=12.6m/s(SSW) NO= 743(100%)
< 5 m/s:82% 5~10:17% 10~15: 1% >15: 0%
N~E: 7% E~S:17% S~W:24% W~N: 8% Calm:44%

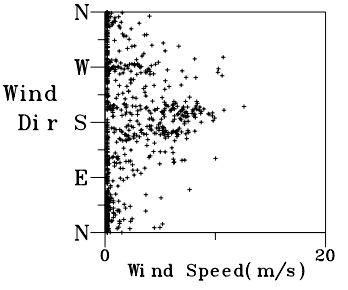


2007/09/01-2007/09/30 KH-X

MEAN= .7m/s MAX= 6.4m/s(NNW) NO= 718(100%)
< 5 m/s:99% 5~10: 1% 10~15: 0% >15: 0%
N~E: 5% E~S: 6% S~W: 9% W~N:11% Calm:69%

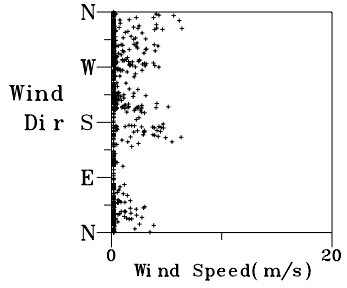


2007/10/01-2007/10/31 KH-X

MEAN= .5m/s MAX=13.2m/s( NW) NO= 743(100%)
< 5 m/s:98% 5~10: 1% 10~15: 1% >15: 0%
N~E: 0% E~S: 0% S~W: 1% W~N: 7% Calm:92%

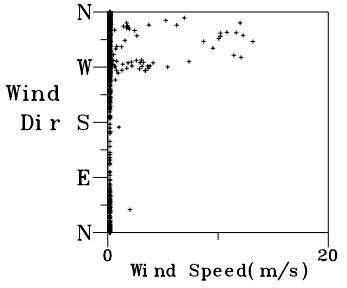


2007/11/01-2007/11/30 KH-X

MEAN= 2.4m/s MAX= 6.5m/s( N ) NO= 720(100%)
< 5 m/s:97% 5~10: 3% 10~15: 0% >15: 0%
N~E:53% E~S: 0% S~W: 4% W~N:43% Calm: 0%

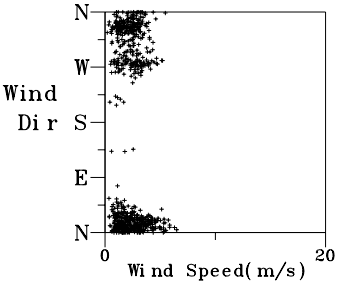


圖 10-5-1　2007年高雄風速 (X 站) 與風向 (X 站) 關係圖

| | |
|---|---|
| W06CKHX0.1HA.... ETC | Institute of Harbor & Marine Technology |

RELWC.BAT(PLLWI3AV.FOR) 2008. 9 . 18

# Relation Between Wind Speed and Direction

2006/12/01-2006/12/31 KH-B

MEAN= 2.2m/s MAX= 5.8m/s( N ) NO= 743(100%)
< 5 m/s:99% 5~10: 1% 10~15: 0% >15: 0%
N~E:47% E~S: 1% S~W: 2% W~N:49% Calm: 1%

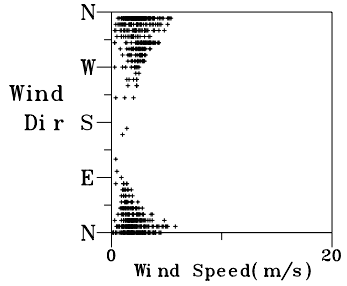


2007/01/01-2007/01/31 KH-B

MEAN= 2.3m/s MAX= 6.7m/s( N ) NO= 743(100%)
< 5 m/s:99% 5~10: 1% 10~15: 0% >15: 0%
N~E:42% E~S: 0% S~W: 2% W~N:55% Calm: 1%

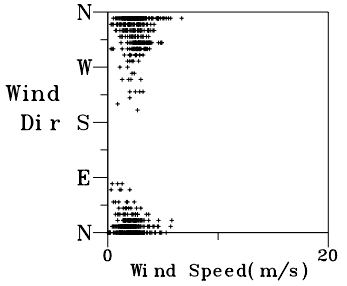


2007/02/01-2007/02/28 KH-B

MEAN= 2.3m/s MAX= 6.7m/s( NW) NO= 672(100%)
< 5 m/s:98% 5~10: 2% 10~15: 0% >15: 0%
N~E:42% E~S: 6% S~W: 4% W~N:47% Calm: 1%

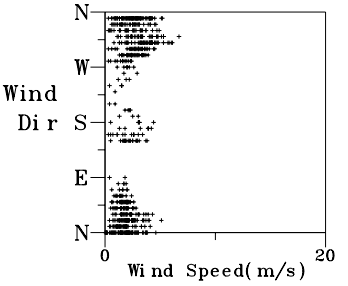


2007/03/01-2007/03/31 KH-B

MEAN= 2.2m/s MAX= 7.6m/s( N ) NO= 741(100%)
< 5 m/s:98% 5~10: 2% 10~15: 0% >15: 0%
N~E:35% E~S: 6% S~W:11% W~N:45% Calm: 3%

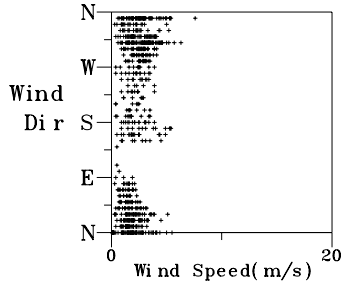


2007/04/01-2007/04/30 KH-B

MEAN= 2.1m/s MAX= 6.8m/s( N ) NO= 720(100%)
< 5 m/s:98% 5~10: 2% 10~15: 0% >15: 0%
N~E:30% E~S: 3% S~W:20% W~N:43% Calm: 4%

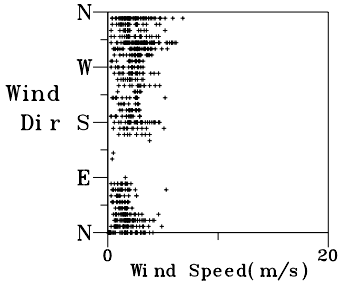


2007/05/01-2007/05/31 KH-B

MEAN= 2.1m/s MAX= 5.9m/s( NW) NO= 742(100%)
< 5 m/s:99% 5~10: 1% 10~15: 0% >15: 0%
N~E:21% E~S: 9% S~W:21% W~N:44% Calm: 5%

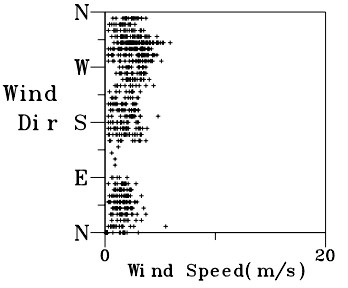


2007/06/01-2007/06/30 KH-B

MEAN= 2.3m/s MAX= 6.5m/s(NNW) NO= 710( 99%)
< 5 m/s:98% 5~10: 2% 10~15: 0% >15: 0%
N~E:32% E~S:24% S~W:20% W~N:22% Calm: 2%

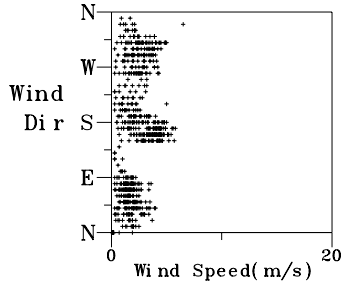


2007/07/01-2007/07/31 KH-B

MEAN= 2.5m/s MAX= 6.8m/s( S ) NO= 744(100%)
< 5 m/s:96% 5~10: 4% 10~15: 0% >15: 0%
N~E:25% E~S:15% S~W:23% W~N:35% Calm: 2%

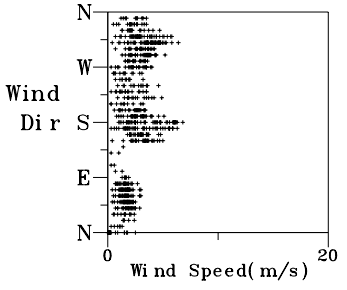


2007/08/01-2007/08/31 KH-B

MEAN= 2.6m/s MAX=13.9m/s(WSW) NO= 744(100%)
< 5 m/s:89% 5~10:10% 10~15: 1% >15: 0%
N~E:33% E~S:24% S~W:27% W~N:13% Calm: 3%

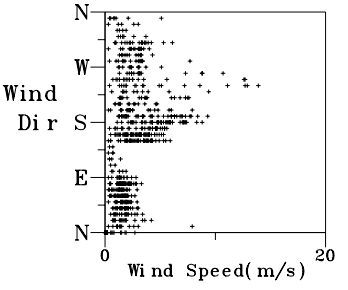


2007/09/01-2007/09/30 KH-B

MEAN= 1.9m/s MAX= 7.9m/s( NW) NO= 716( 99%)
< 5 m/s:97% 5~10: 3% 10~15: 0% >15: 0%
N~E:29% E~S: 9% S~W:22% W~N:34% Calm: 6%

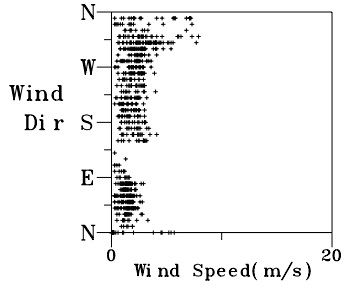


2007/10/01-2007/10/31 KH-B

MEAN= 2.0m/s MAX=12.4m/s( W ) NO= 743(100%)
< 5 m/s:97% 5~10: 1% 10~15: 2% >15: 0%
N~E:30% E~S: 2% S~W:14% W~N:50% Calm: 4%

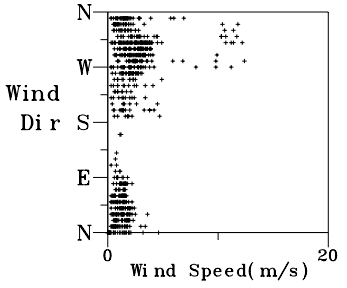


2007/11/01-2007/11/30 KH-B

MEAN= 1.9m/s MAX= 5.4m/s( N ) NO= 720(100%)
< 5 m/s:99% 5~10: 1% 10~15: 0% >15: 0%
N~E:43% E~S: 1% S~W: 3% W~N:49% Calm: 4%

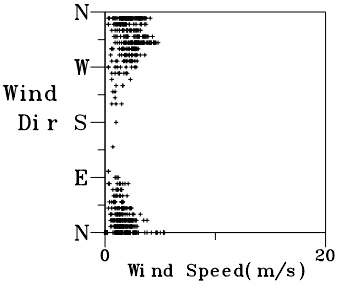


圖 10-5-2　2007年高雄風速 (B 站) 與風向 (B 站) 關係圖

| | |
|---|---|
| W06CKHB0.1HA.... ETC | Institute of Harbor & Marine Technology |

RELWC.BAT(PLLWI3AV.FOR) 2008. 9 . 18

# Relation Between 2 Wind Speed

2006/12/01-2006/12/31 KH-X
MEAN= 2.0m/s MAX= 6.9m/s(NNW) NO= 743(100%)
2006/12/01-2006/12/31 KH-B
MEAN= 2.2m/s MAX= 5.8m/s( N ) NO= 743(100%)

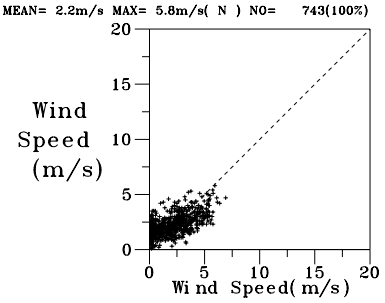


2007/01/01-2007/01/31 KH-X
MEAN= 2.2m/s MAX= 6.8m/s(NNW) NO= 744(100%)
2007/01/01-2007/01/31 KH-B
MEAN= 2.3m/s MAX= 6.7m/s( N ) NO= 743(100%)

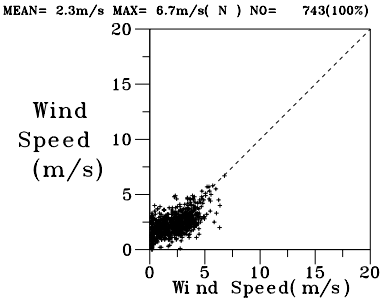


2007/02/01-2007/02/28 KH-X
MEAN= 2.0m/s MAX= 6.8m/s(SSE) NO= 672(100%)
2007/02/01-2007/02/28 KH-B
MEAN= 2.3m/s MAX= 6.7m/s( NW) NO= 672(100%)

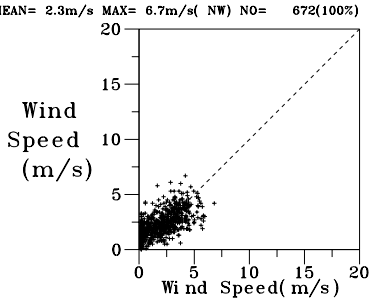


2007/03/01-2007/03/31 KH-X
MEAN= 1.7m/s MAX= 9.2m/s(SSE) NO= 744(100%)
2007/03/01-2007/03/31 KH-B
MEAN= 2.2m/s MAX= 7.6m/s( N ) NO= 741(100%)

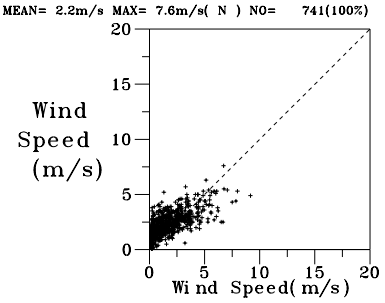


2007/04/01-2007/04/30 KH-X
MEAN= 1.7m/s MAX= 7.2m/s(SSE) NO= 720(100%)
2007/04/01-2007/04/30 KH-B
MEAN= 2.1m/s MAX= 6.8m/s( N ) NO= 720(100%)

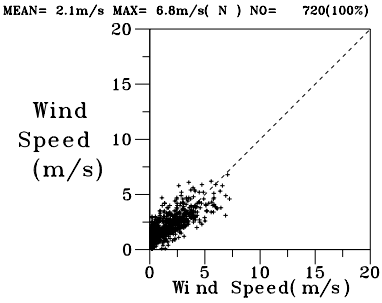


2007/05/01-2007/05/31 KH-X
MEAN= 1.4m/s MAX= 5.9m/s(SSE) NO= 744(100%)
2007/05/01-2007/05/31 KH-B
MEAN= 2.1m/s MAX= 5.9m/s( NW) NO= 742(100%)

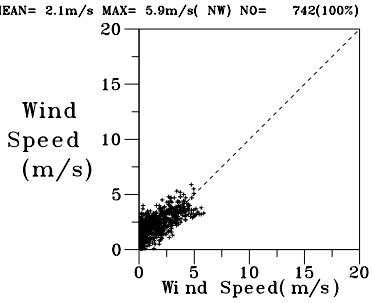


2007/06/01-2007/06/30 KH-X
MEAN= 2.0m/s MAX= 9.8m/s(SSE) NO= 720(100%)
2007/06/01-2007/06/30 KH-B
MEAN= 2.3m/s MAX= 6.5m/s(NNW) NO= 710( 99%)

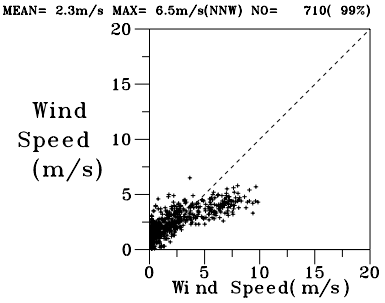


2007/07/01-2007/07/31 KH-X
MEAN= 1.9m/s MAX= 8.1m/s(SSE) NO= 744(100%)
2007/07/01-2007/07/31 KH-B
MEAN= 2.5m/s MAX= 6.8m/s( S ) NO= 744(100%)

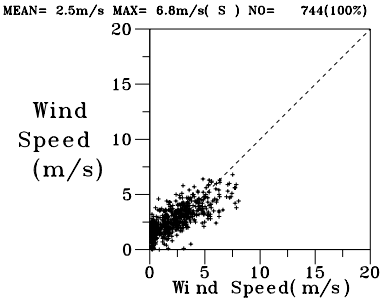


2007/08/01-2007/08/31 KH-X
MEAN= 2.2m/s MAX=12.6m/s(SSW) NO= 743(100%)
2007/08/01-2007/08/31 KH-B
MEAN= 2.6m/s MAX=13.9m/s(WSW) NO= 744(100%)

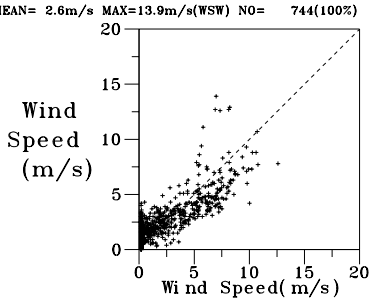


2007/09/01-2007/09/30 KH-X
MEAN= .7m/s MAX= 6.4m/s(NNW) NO= 718(100%)
2007/09/01-2007/09/30 KH-B
MEAN= 1.9m/s MAX= 7.9m/s( NW) NO= 716( 99%)

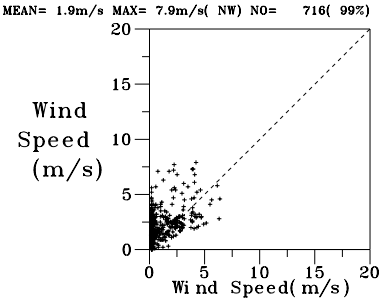


2007/10/01-2007/10/31 KH-X
MEAN= .5m/s MAX=13.2m/s( NW) NO= 743(100%)
2007/10/01-2007/10/31 KH-B
MEAN= 2.0m/s MAX=12.4m/s( W ) NO= 743(100%)

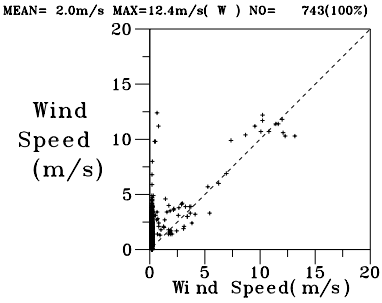


2007/11/01-2007/11/30 KH-X
MEAN= 2.4m/s MAX= 6.5m/s( N ) NO= 720(100%)
2007/11/01-2007/11/30 KH-B
MEAN= 1.9m/s MAX= 5.4m/s( N ) NO= 720(100%)

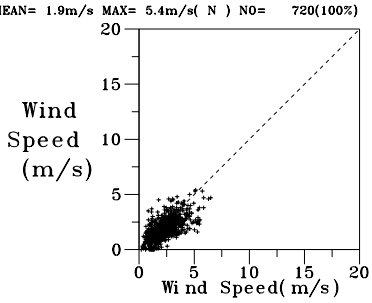


圖 10-5-3　2007年高雄風速 (X 站) 與風速 (B 站) 關係圖

| | |
|---|---|
| W06CKHX0.1HA.... ETC | Institute of Harbor & Marine Technology |

RELWC.BAT(PLLWI3BV.FOR)　　2008. 9 . 18

# Relation Between 2 Wind Direction

2006/12/01-2006/12/31 KH-X NO= 743(100%)
N~E:43% E~S: 0% S~W: 4% W~N:30% Calm:23%
2006/12/01-2006/12/31 KH-B NO= 743(100%)
N~E:47% E~S: 1% S~W: 2% W~N:49% Calm: 1%

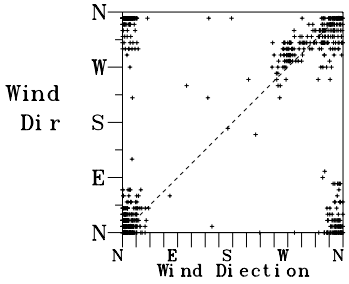


2007/01/01-2007/01/31 KH-X NO= 744(100%)
N~E:41% E~S: 0% S~W: 3% W~N:44% Calm:12%
2007/01/01-2007/01/31 KH-B NO= 743(100%)
N~E:42% E~S: 0% S~W: 2% W~N:55% Calm: 1%

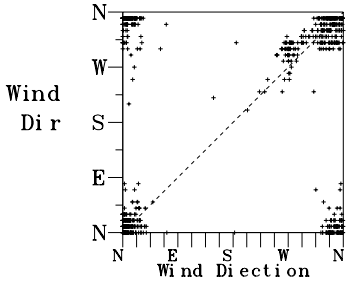


2007/02/01-2007/02/28 KH-X NO= 672(100%)
N~E:32% E~S: 5% S~W: 7% W~N:34% Calm:22%
2007/02/01-2007/02/28 KH-B NO= 672(100%)
N~E:42% E~S: 6% S~W: 4% W~N:47% Calm: 1%

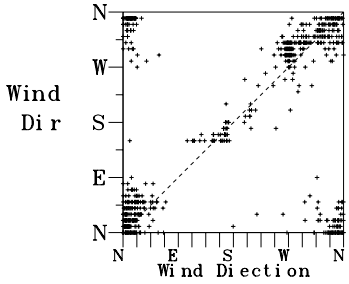


2007/03/01-2007/03/31 KH-X NO= 744(100%)
N~E:31% E~S: 6% S~W:13% W~N:27% Calm:23%
2007/03/01-2007/03/31 KH-B NO= 741(100%)
N~E:35% E~S: 6% S~W:11% W~N:45% Calm: 3%

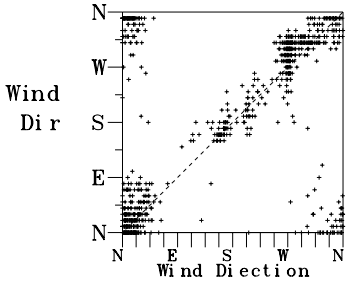


2007/04/01-2007/04/30 KH-X NO= 720(100%)
N~E:19% E~S: 5% S~W:19% W~N:31% Calm:26%
2007/04/01-2007/04/30 KH-B NO= 720(100%)
N~E:30% E~S: 3% S~W:20% W~N:43% Calm: 4%

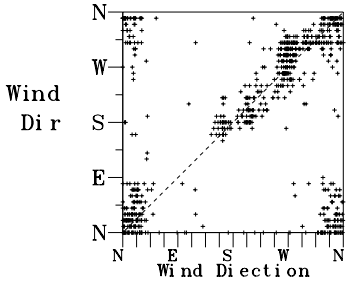


2007/05/01-2007/05/31 KH-X NO= 744(100%)
N~E:12% E~S: 8% S~W:20% W~N:28% Calm:32%
2007/05/01-2007/05/31 KH-B NO= 742(100%)
N~E:21% E~S: 9% S~W:21% W~N:44% Calm: 5%

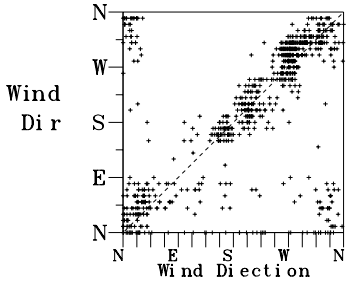


2007/06/01-2007/06/30 KH-X NO= 720(100%)
N~E:12% E~S:24% S~W:17% W~N:16% Calm:31%
2007/06/01-2007/06/30 KH-B NO= 710( 99%)
N~E:32% E~S:24% S~W:20% W~N:22% Calm: 2%

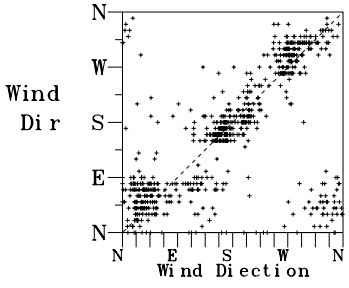


2007/07/01-2007/07/31 KH-X NO= 744(100%)
N~E:10% E~S:17% S~W:21% W~N:23% Calm:29%
2007/07/01-2007/07/31 KH-B NO= 744(100%)
N~E:25% E~S:15% S~W:23% W~N:35% Calm: 2%

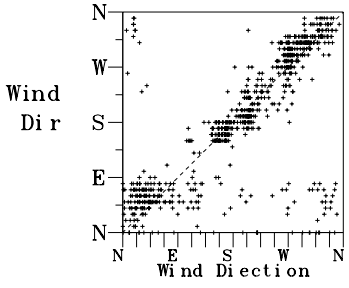


2007/08/01-2007/08/31 KH-X NO= 743(100%)
N~E: 7% E~S:17% S~W:24% W~N: 8% Calm:44%
2007/08/01-2007/08/31 KH-B NO= 744(100%)
N~E:33% E~S:24% S~W:27% W~N:13% Calm: 3%

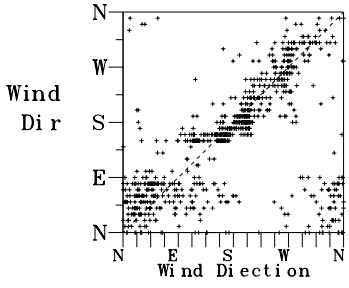


2007/09/01-2007/09/30 KH-X NO= 718(100%)
N~E: 5% E~S: 6% S~W: 9% W~N:11% Calm:69%
2007/09/01-2007/09/30 KH-B NO= 716( 99%)
N~E:29% E~S: 9% S~W:22% W~N:34% Calm: 6%

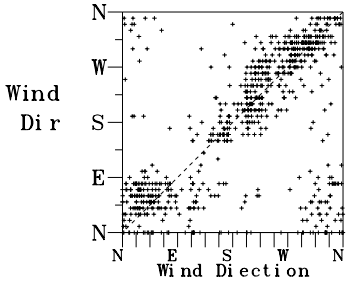


2007/10/01-2007/10/31 KH-X NO= 743(100%)
N~E: 0% E~S: 0% S~W: 1% W~N: 7% Calm:92%
2007/10/01-2007/10/31 KH-B NO= 743(100%)
N~E:30% E~S: 2% S~W:14% W~N:50% Calm: 4%

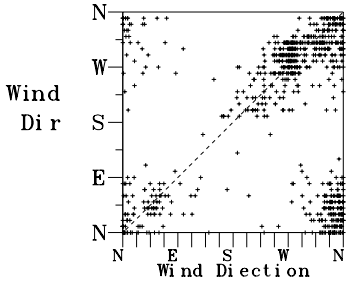


2007/11/01-2007/11/30 KH-X NO= 720(100%)
N~E:53% E~S: 0% S~W: 4% W~N:43% Calm: 0%
2007/11/01-2007/11/30 KH-B NO= 720(100%)
N~E:43% E~S: 1% S~W: 3% W~N:49% Calm: 4%

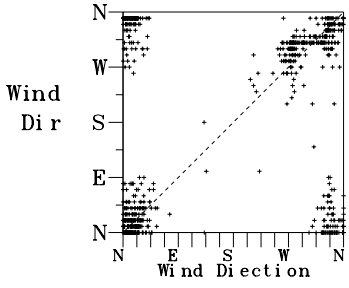


圖 10-5-4　2007年高雄風向 (X 站) 與風向 (B 站) 關係圖

| | |
|---|---|
| W06CKHX0.1HA.... ETC | Institute of Harbor & Marine Technology |

RELWC.BAT(PLLWI3CV.FOR) 2008. 9 . 18

## 10.6　2006年花蓮港風速與風向相關圖

# Relation Between Wind Speed and Direction

2006/12/01-2006/12/31 HL-W

MEAN= 4.1m/s MAX=11.7m/s(ENE) NO= 743(100%)
< 5 m/s:69% 5~10:28% 10~15: 3% >15: 0%
N~E:57% E~S: 7% S~W:15% W~N:21% Calm: 0%

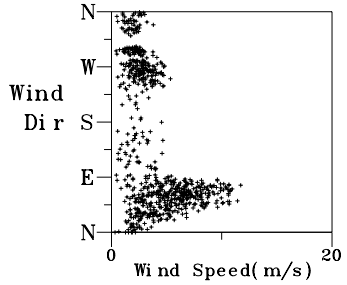


2007/01/01-2007/01/31 HL-W

MEAN= 4.0m/s MAX=14.2m/s( E ) NO= 744(100%)
< 5 m/s:74% 5~10:23% 10~15: 3% >15: 0%
N~E:49% E~S: 5% S~W:16% W~N:30% Calm: 0%

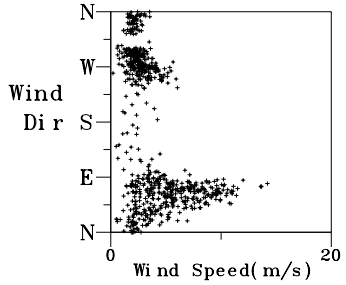


2007/02/01-2007/02/28 HL-W

MEAN= 4.0m/s MAX=12.3m/s( S ) NO= 672(100%)
< 5 m/s:75% 5~10:23% 10~15: 2% >15: 0%
N~E:40% E~S: 8% S~W:31% W~N:21% Calm: 0%

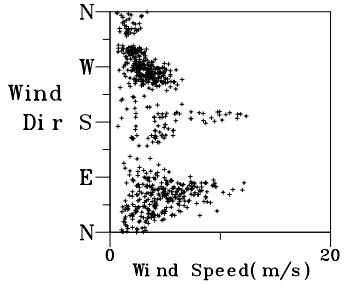


2007/03/01-2007/03/31 HL-W

MEAN= 3.8m/s MAX=14.2m/s( S ) NO= 744(100%)
< 5 m/s:78% 5~10:19% 10~15: 3% >15: 0%
N~E:35% E~S:12% S~W:28% W~N:25% Calm: 0%

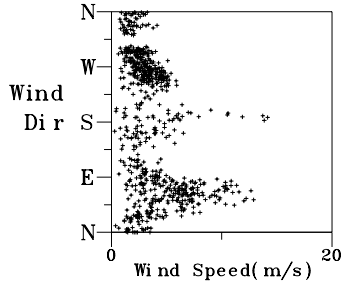


2007/04/01-2007/04/30 HL-W

MEAN= 3.5m/s MAX=12.2m/s(ENE) NO= 720(100%)
< 5 m/s:80% 5~10:18% 10~15: 2% >15: 0%
N~E:34% E~S:14% S~W:28% W~N:24% Calm: 0%

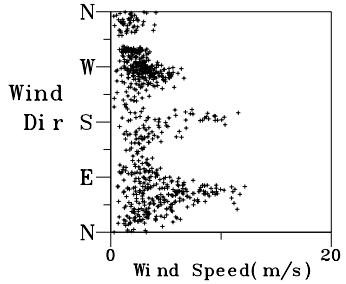


2007/05/01-2007/05/31 HL-W

MEAN= 2.9m/s MAX= 8.4m/s(NNE) NO= 744(100%)
< 5 m/s:92% 5~10: 8% 10~15: 0% >15: 0%
N~E:25% E~S:22% S~W:34% W~N:19% Calm: 0%

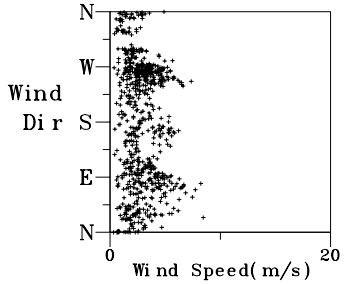


2007/06/01-2007/06/30 HL-W

MEAN= 3.5m/s MAX=13.4m/s( S ) NO= 720(100%)
< 5 m/s:84% 5~10:14% 10~15: 2% >15: 0%
N~E:25% E~S:18% S~W:41% W~N:16% Calm: 0%

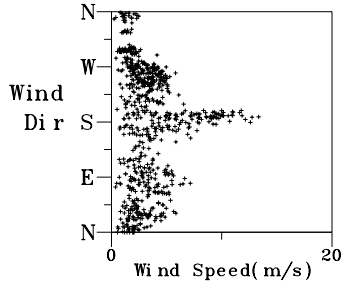


2007/07/01-2007/07/31 HL-W

MEAN= 3.2m/s MAX= 9.4m/s( S ) NO= 744(100%)
< 5 m/s:89% 5~10:11% 10~15: 0% >15: 0%
N~E: 9% E~S:34% S~W:47% W~N:10% Calm: 0%

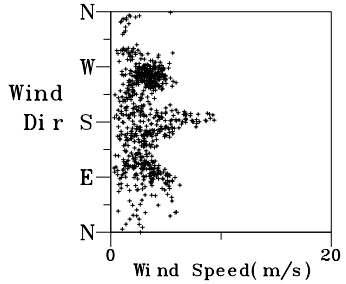


2007/08/01-2007/08/31 HL-W

MEAN= 3.8m/s MAX=21.1m/s( S ) NO= 744(100%)
< 5 m/s:83% 5~10:14% 10~15: 1% >15: 2%
N~E:16% E~S:20% S~W:46% W~N:18% Calm: 0%

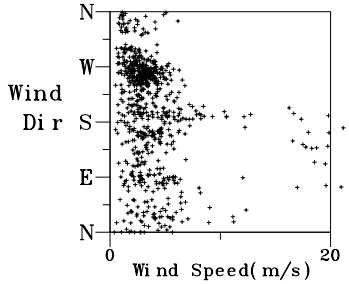


2007/09/01-2007/09/30 HL-W

MEAN= 3.3m/s MAX= 8.7m/s( E ) NO= 720(100%)
< 5 m/s:88% 5~10:12% 10~15: 0% >15: 0%
N~E:33% E~S:12% S~W:32% W~N:23% Calm: 0%

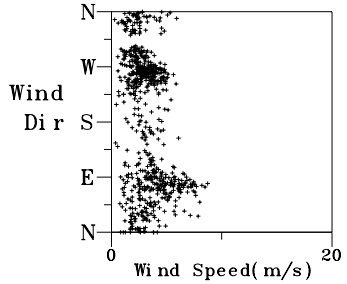


2007/10/01-2007/10/31 HL-W

MEAN= 4.1m/s MAX=26.8m/s(WNW) NO= 744(100%)
< 5 m/s:73% 5~10:25% 10~15: 2% >15: 0%
N~E:61% E~S: 2% S~W:15% W~N:22% Calm: 0%

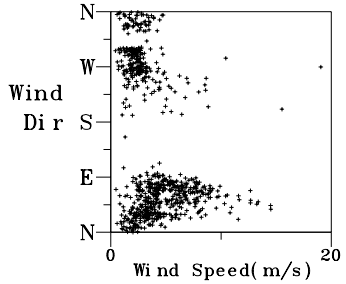


2007/11/01-2007/11/30 HL-W

MEAN= 4.2m/s MAX=12.7m/s(ENE) NO= 404( 56%)
< 5 m/s:66% 5~10:33% 10~15: 1% >15: 0%
N~E:63% E~S: 3% S~W:12% W~N:22% Calm: 0%

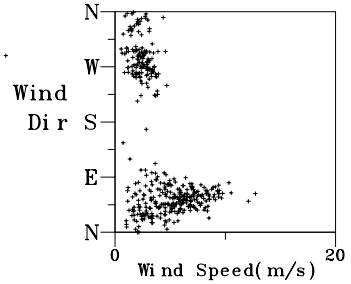


圖10-6-1 2007年花蓮風速 (W 站) 與風向 (W 站) 關係圖

| | |
|---|---|
| W06CHLW0.1HA.... ETC | Institute of Harbor & Marine Technology |

RELWC.BAT(PLLWI3AV.FOR) 2008. 9 . 18

# Relation Between Wind Speed and Direction

2006/12/01-2006/12/31 HL-A

MEAN= 3.6m/s MAX=10.0m/s( NE) NO= 744(100%)
< 5 m/s:75% 5~10:25% 10~15: 0% >15: 0%
N~E:51% E~S: 6% S~W:21% W~N:21% Calm: 1%

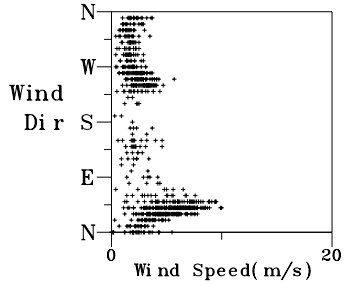


2007/01/01-2007/01/31 HL-A

MEAN= 3.4m/s MAX=10.7m/s( NE) NO= 743(100%)
< 5 m/s:80% 5~10:20% 10~15: 0% >15: 0%
N~E:44% E~S: 4% S~W:27% W~N:25% Calm: 0%

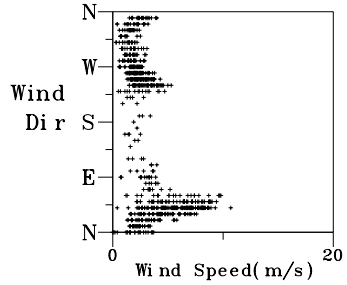


2007/02/01-2007/02/28 HL-A

MEAN= 3.5m/s MAX=10.0m/s( S ) NO= 672(100%)
< 5 m/s:81% 5~10:19% 10~15: 0% >15: 0%
N~E:34% E~S:11% S~W:37% W~N:18% Calm: 0%

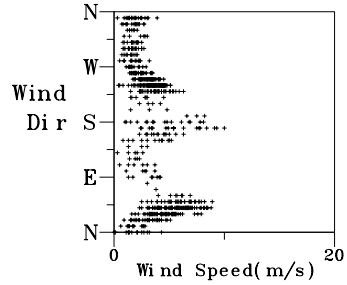


2007/03/01-2007/03/31 HL-A

MEAN= 3.3m/s MAX=12.3m/s( NE) NO= 743(100%)
< 5 m/s:82% 5~10:17% 10~15: 1% >15: 0%
N~E:32% E~S:13% S~W:33% W~N:22% Calm: 0%

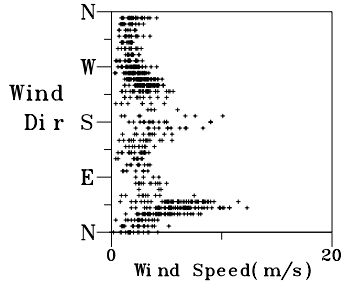


2007/04/01-2007/04/30 HL-A

MEAN= 3.1m/s MAX=11.1m/s(WSW) NO= 720(100%)
< 5 m/s:85% 5~10:15% 10~15: 0% >15: 0%
N~E:31% E~S:15% S~W:34% W~N:19% Calm: 1%

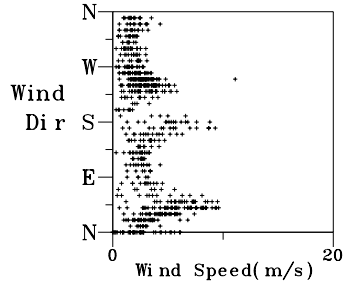


2007/05/01-2007/05/31 HL-A

MEAN= 2.6m/s MAX= 7.5m/s(NNE) NO= 743(100%)
< 5 m/s:95% 5~10: 5% 10~15: 0% >15: 0%
N~E:22% E~S:23% S~W:38% W~N:15% Calm: 2%

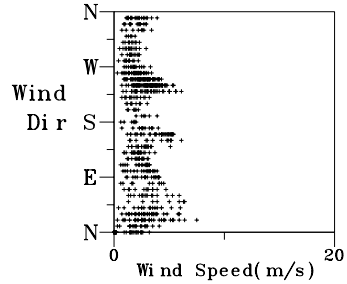


2007/06/01-2007/06/30 HL-A

MEAN= 3.0m/s MAX=10.3m/s( S ) NO= 710( 99%)
< 5 m/s:89% 5~10:11% 10~15: 0% >15: 0%
N~E:24% E~S:21% S~W:41% W~N:13% Calm: 1%

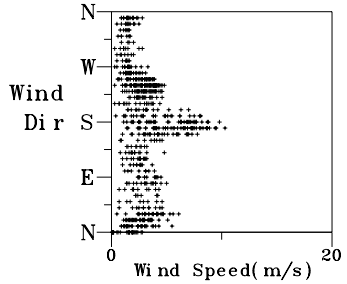


2007/07/01-2007/07/31 HL-A

MEAN= 2.9m/s MAX= 8.9m/s( S ) NO= 743(100%)
< 5 m/s:92% 5~10: 8% 10~15: 0% >15: 0%
N~E: 9% E~S:40% S~W:44% W~N: 6% Calm: 1%

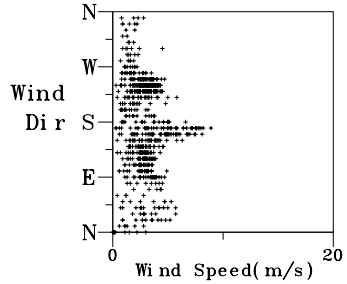


2007/08/01-2007/08/31 HL-A

MEAN= 3.3m/s MAX=19.6m/s( S ) NO= 735( 99%)
< 5 m/s:88% 5~10: 9% 10~15: 1% >15: 2%
N~E:10% E~S:24% S~W:55% W~N:10% Calm: 1%

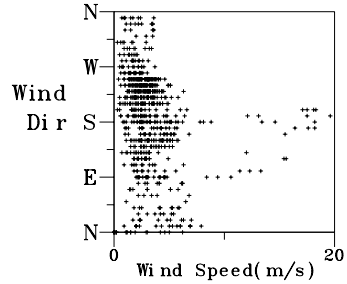


2007/09/01-2007/09/30 HL-A

MEAN= 2.8m/s MAX= 7.3m/s(ENE) NO= 716( 99%)
< 5 m/s:93% 5~10: 7% 10~15: 0% >15: 0%
N~E:18% E~S:24% S~W:43% W~N:14% Calm: 1%

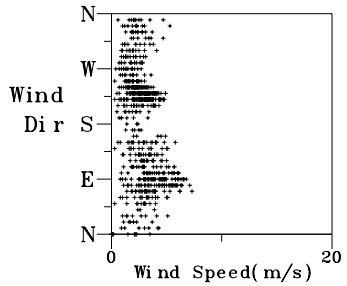


2007/10/01-2007/10/31 HL-A

MEAN= 3.6m/s MAX=22.7m/s( W ) NO= 743(100%)
< 5 m/s:78% 5~10:20% 10~15: 2% >15: 0%
N~E:37% E~S:18% S~W:28% W~N:17% Calm: 0%

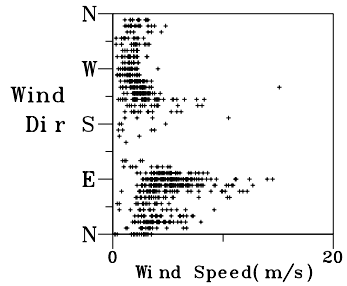


2007/11/01-2007/11/30 HL-A

MEAN= 4.1m/s MAX=11.9m/s(NNE) NO= 720(100%)
< 5 m/s:66% 5~10:32% 10~15: 2% >15: 0%
N~E:57% E~S: 1% S~W:19% W~N:23% Calm: 0%

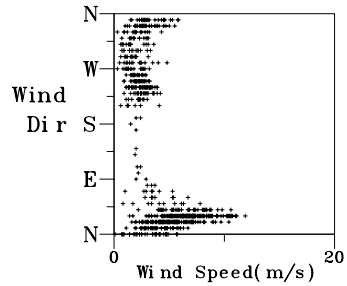


圖 10-6-2　2007年花蓮風速 (A 站) 與風向 (A 站) 關係圖

| | |
|---|---|
| W06CHLA0.1HA.... ETC | Institute of Harbor & Marine Technology |

RELWC.BAT(PLLWI3AV.FOR) 2008. 9 . 18

# Relation Between 2 Wind Speed

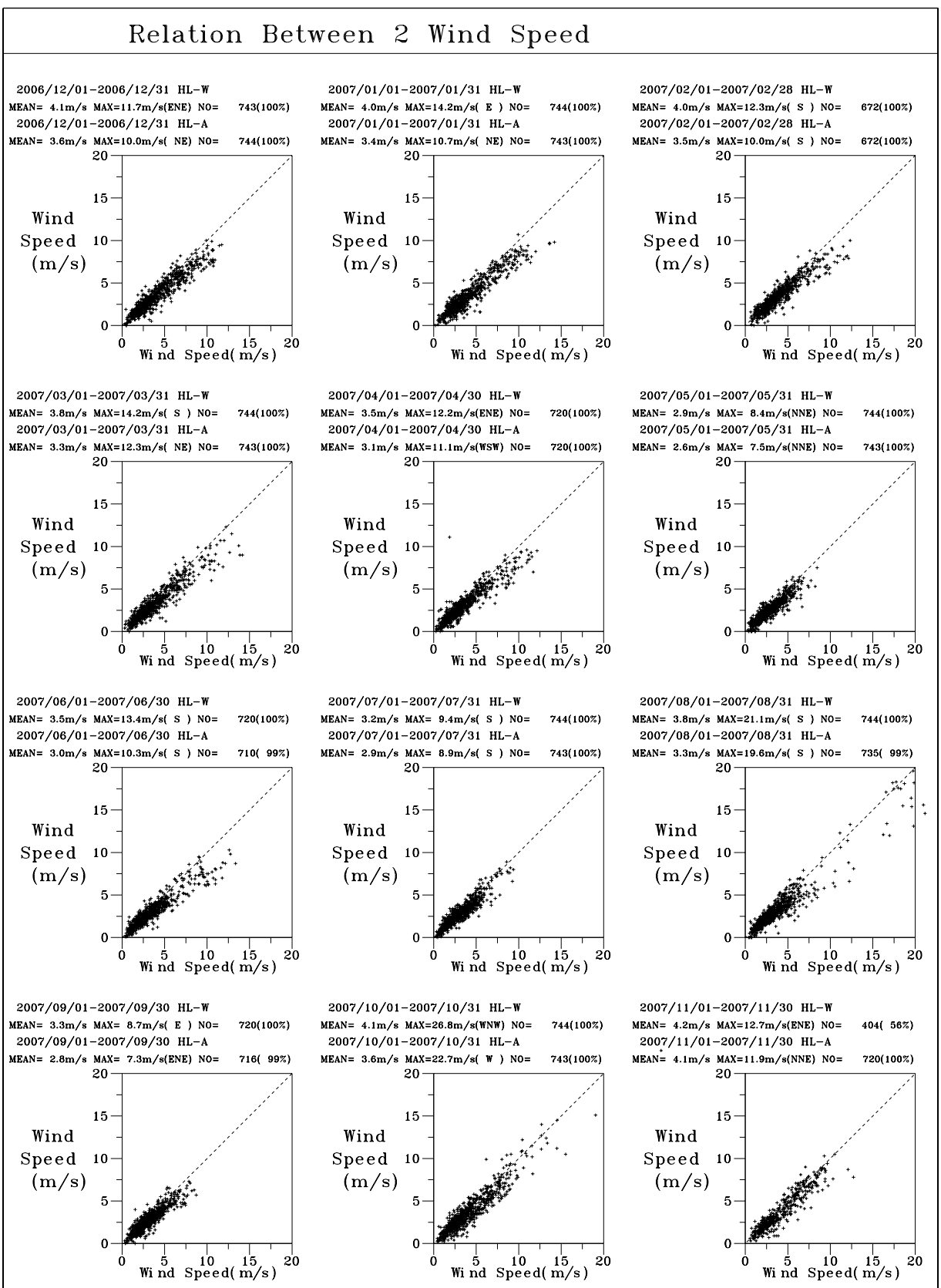


圖10-6-3　2007年花蓮風速 (W 站) 與風速 (A 站) 關係圖

| W06CHLW0.1HA.... ETC | Institute of Harbor & Marine Technology |
|---|---|

RELWC.BAT(PLLWI3BV.FOR)　　2008. 9 . 18

# Relation Between 2 Wind Direction

2006/12/01-2006/12/31 HL-W NO= 743(100%)
N~E:57% E~S: 7% S~W:15% W~N:21% Calm: 0%
2006/12/01-2006/12/31 HL-A NO= 744(100%)
N~E:51% E~S: 6% S~W:21% W~N:21% Calm: 1%

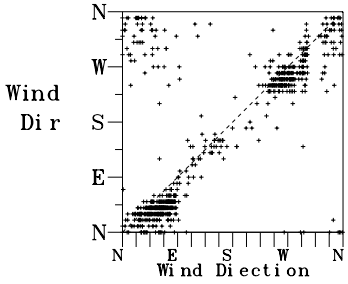


2007/01/01-2007/01/31 HL-W NO= 744(100%)
N~E:49% E~S: 5% S~W:16% W~N:30% Calm: 0%
2007/01/01-2007/01/31 HL-A NO= 743(100%)
N~E:44% E~S: 4% S~W:27% W~N:25% Calm: 0%

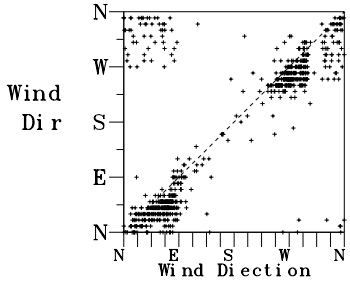


2007/02/01-2007/02/28 HL-W NO= 672(100%)
N~E:40% E~S: 8% S~W:31% W~N:21% Calm: 0%
2007/02/01-2007/02/28 HL-A NO= 672(100%)
N~E:34% E~S:11% S~W:37% W~N:18% Calm: 0%

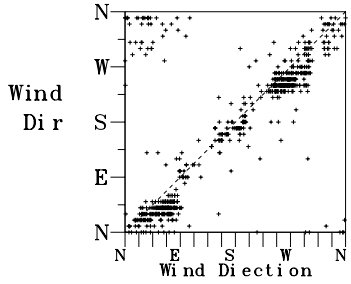


2007/03/01-2007/03/31 HL-W NO= 744(100%)
N~E:35% E~S:12% S~W:28% W~N:25% Calm: 0%
2007/03/01-2007/03/31 HL-A NO= 743(100%)
N~E:32% E~S:13% S~W:33% W~N:22% Calm: 0%

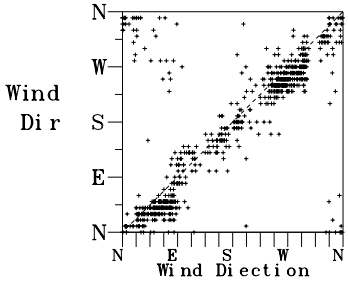


2007/04/01-2007/04/30 HL-W NO= 720(100%)
N~E:34% E~S:14% S~W:28% W~N:24% Calm: 0%
2007/04/01-2007/04/30 HL-A NO= 720(100%)
N~E:31% E~S:15% S~W:34% W~N:19% Calm: 1%

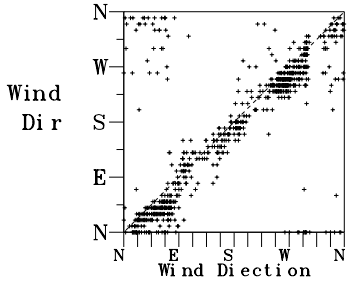


2007/05/01-2007/05/31 HL-W NO= 744(100%)
N~E:25% E~S:22% S~W:34% W~N:19% Calm: 0%
2007/05/01-2007/05/31 HL-A NO= 743(100%)
N~E:22% E~S:23% S~W:38% W~N:15% Calm: 2%

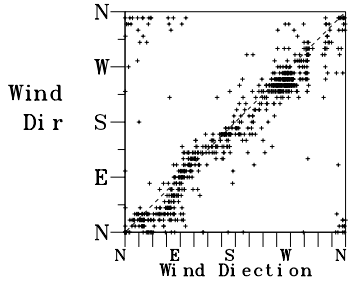


2007/06/01-2007/06/30 HL-W NO= 720(100%)
N~E:25% E~S:18% S~W:41% W~N:16% Calm: 0%
2007/06/01-2007/06/30 HL-A NO= 710( 99%)
N~E:24% E~S:21% S~W:41% W~N:13% Calm: 1%

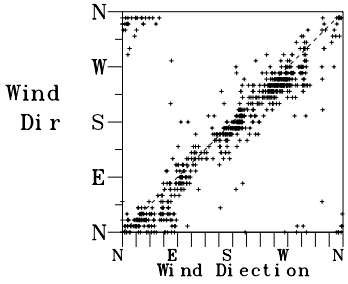


2007/07/01-2007/07/31 HL-W NO= 744(100%)
N~E: 9% E~S:34% S~W:47% W~N:10% Calm: 0%
2007/07/01-2007/07/31 HL-A NO= 743(100%)
N~E: 9% E~S:40% S~W:44% W~N: 6% Calm: 1%

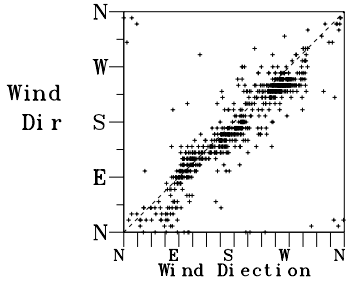


2007/08/01-2007/08/31 HL-W NO= 744(100%)
N~E:16% E~S:20% S~W:46% W~N:18% Calm: 0%
2007/08/01-2007/08/31 HL-A NO= 735( 99%)
N~E:10% E~S:24% S~W:55% W~N:10% Calm: 1%

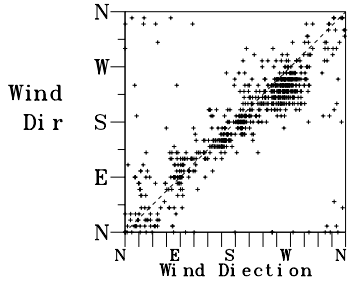


2007/09/01-2007/09/30 HL-W NO= 720(100%)
N~E:33% E~S:12% S~W:32% W~N:23% Calm: 0%
2007/09/01-2007/09/30 HL-A NO= 716( 99%)
N~E:18% E~S:24% S~W:43% W~N:14% Calm: 1%

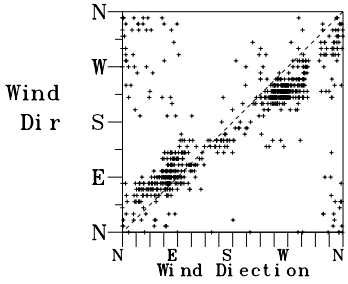


2007/10/01-2007/10/31 HL-W NO= 744(100%)
N~E:61% E~S: 2% S~W:15% W~N:22% Calm: 0%
2007/10/01-2007/10/31 HL-A NO= 743(100%)
N~E:37% E~S:18% S~W:28% W~N:17% Calm: 0%

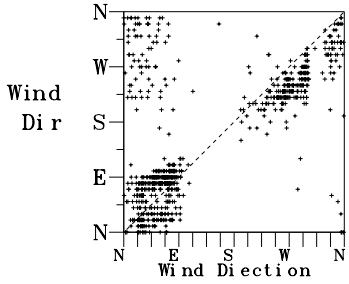


2007/11/01-2007/11/30 HL-W NO= 404( 56%)
N~E:63% E~S: 3% S~W:12% W~N:22% Calm: 0%
2007/11/01-2007/11/30 HL-A NO= 720(100%)
N~E:57% E~S: 1% S~W:19% W~N:23% Calm: 0%

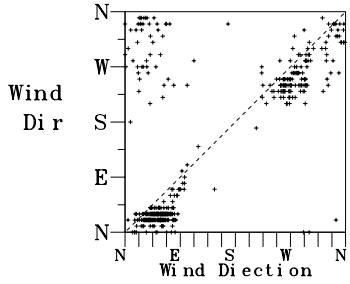


圖10-6-4　2007年花蓮風向 (W 站) 與風向 (A 站) 關係圖

| | |
|---|---|
| W06CHLW0.1HA.... ETC | Institute of Harbor & Marine Technology |

RELWC.BAT(PLLWI3CV.FOR) 2008. 9 . 18

## 10.7　2006年蘇澳港風速與風向相關圖

# Relation Between Wind Speed and Direction

2006/12/01-2006/12/31 SA-2

MEAN= 1.9m/s MAX=10.1m/s(ENE) NO= 743(100%)
< 5 m/s:96% 5~10: 4% 10~15: 0% >15: 0%
N~E:15% E~S: 7% S~W:39% W~N:32% Calm: 7%

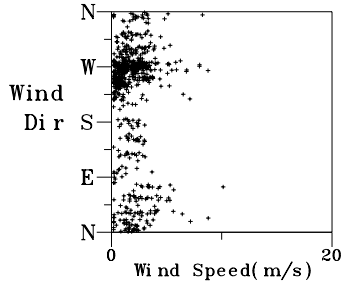


2007/01/01-2007/01/31 SA-2

MEAN= 1.8m/s MAX= 8.9m/s( NE) NO= 744(100%)
< 5 m/s:98% 5~10: 2% 10~15: 0% >15: 0%
N~E:16% E~S: 5% S~W:38% W~N:35% Calm: 6%

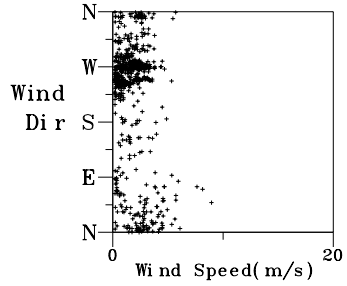


2007/02/01-2007/02/28 SA-2

MEAN= 1.4m/s MAX= 6.0m/s( NE) NO= 672(100%)
< 5 m/s:99% 5~10: 0% 10~15: 0% >15: 0%
N~E:16% E~S:11% S~W:38% W~N:22% Calm:13%

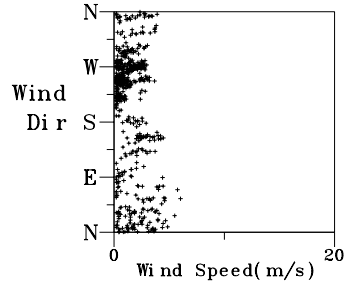


2007/03/01-2007/03/31 SA-2

MEAN= 1.4m/s MAX= 7.6m/s( E ) NO= 744(100%)
< 5 m/s:99% 5~10: 1% 10~15: 0% >15: 0%
N~E:17% E~S:11% S~W:34% W~N:21% Calm:17%

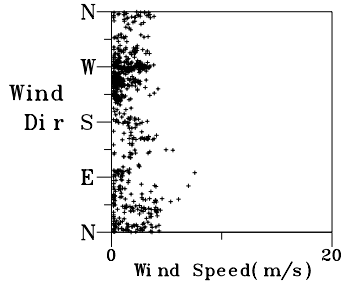


2007/04/01-2007/04/30 SA-2

MEAN= 1.4m/s MAX= 6.9m/s( N ) NO= 720(100%)
< 5 m/s:98% 5~10: 2% 10~15: 0% >15: 0%
N~E:19% E~S:12% S~W:33% W~N:19% Calm:17%

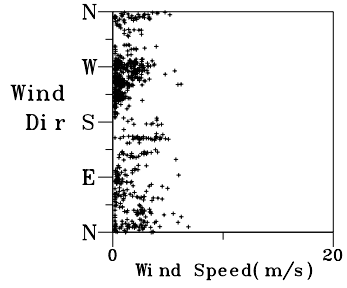


2007/05/01-2007/05/31 SA-2

MEAN= .9m/s MAX= 5.0m/s( SE) NO= 744(100%)
< 5 m/s:99% 5~10: 0% 10~15: 0% >15: 0%
N~E:11% E~S:20% S~W:22% W~N:10% Calm:37%

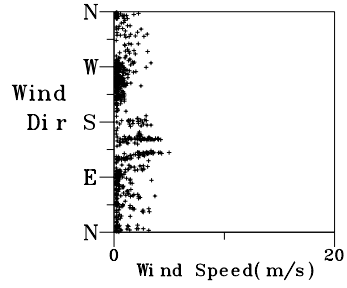


2007/06/01-2007/06/30 SA-2

MEAN= 1.2m/s MAX= 5.9m/s( S ) NO= 720(100%)
< 5 m/s:99% 5~10: 1% 10~15: 0% >15: 0%
N~E:18% E~S:22% S~W:18% W~N:15% Calm:27%

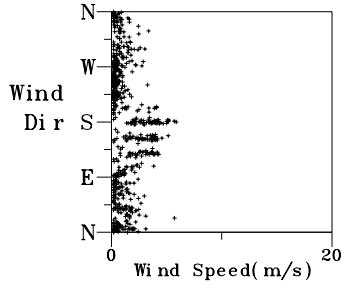


2007/07/01-2007/07/31 SA-2

MEAN= 1.1m/s MAX= 5.6m/s( NE) NO= 744(100%)
< 5 m/s:99% 5~10: 0% 10~15: 0% >15: 0%
N~E:11% E~S:32% S~W:23% W~N: 7% Calm:27%

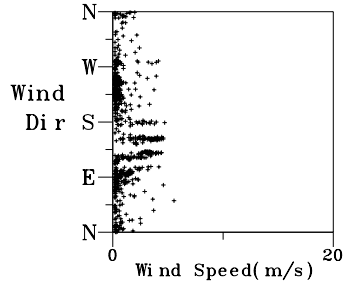


2007/08/01-2007/08/31 SA-2

MEAN= 2.0m/s MAX=18.6m/s(ESE) NO= 744(100%)
< 5 m/s:93% 5~10: 4% 10~15: 2% >15: 1%
N~E: 9% E~S:35% S~W:24% W~N:12% Calm:20%

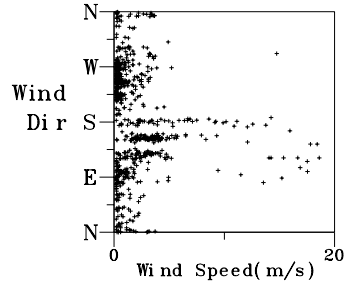


2007/09/01-2007/09/30 SA-2

MEAN= 1.4m/s MAX= 6.9m/s( W ) NO= 720(100%)
< 5 m/s:99% 5~10: 1% 10~15: 0% >15: 0%
N~E:15% E~S:20% S~W:26% W~N:24% Calm:15%

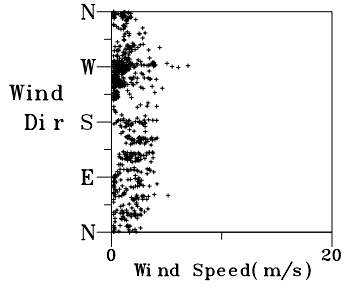


2007/10/01-2007/10/31 SA-2

MEAN= 2.1m/s MAX=30.9m/s( NE) NO= 744(100%)
< 5 m/s:96% 5~10: 2% 10~15: 1% >15: 1%
N~E:19% E~S: 7% S~W:37% W~N:30% Calm: 7%

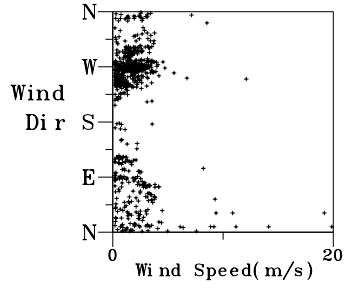


2007/11/01-2007/11/30 SA-2

MEAN= 2.0m/s MAX= 7.4m/s( W ) NO= 720(100%)
< 5 m/s:98% 5~10: 2% 10~15: 0% >15: 0%
N~E:11% E~S: 4% S~W:33% W~N:43% Calm: 9%

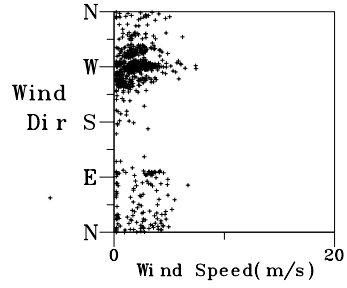


圖 10-7-1　2007年蘇澳風速 (2站) 與風向 (2站) 關係圖

| | |
|---|---|
| W06CSA20.1HA.... ETC | Institute of Harbor & Marine Technology |

RELWC.BAT(PLLWI3AV.FOR) 2008. 9 . 18

# Relation Between Wind Speed and Direction

2006/12/01-2006/12/31 SA-W

MEAN= 3.0m/s MAX= 8.3m/s( NE) NO= 743(100%)
< 5 m/s:93% 5~10: 7% 10~15: 0% >15: 0%
N~E:17% E~S: 7% S~W:39% W~N:36% Calm: 1%

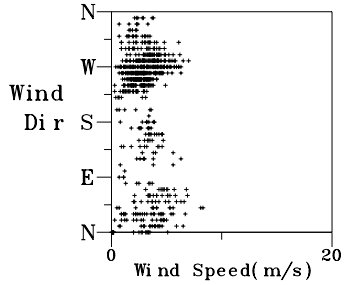


2007/01/01-2007/01/31 SA-W

MEAN= 3.0m/s MAX= 9.8m/s(ENE) NO= 742(100%)
< 5 m/s:91% 5~10: 9% 10~15: 0% >15: 0%
N~E:20% E~S: 5% S~W:41% W~N:33% Calm: 1%

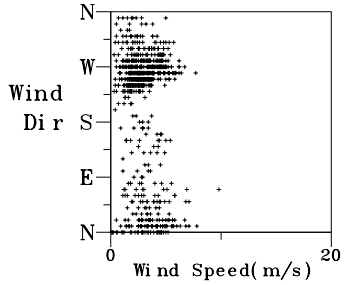


2007/02/01-2007/02/28 SA-W

MEAN= 2.7m/s MAX= 8.2m/s(SSE) NO= 672(100%)
< 5 m/s:92% 5~10: 8% 10~15: 0% >15: 0%
N~E:19% E~S:12% S~W:46% W~N:22% Calm: 1%

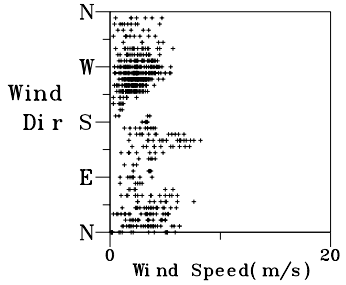


2007/03/01-2007/03/31 SA-W

MEAN= 2.8m/s MAX=10.0m/s(ENE) NO= 743(100%)
< 5 m/s:89% 5~10:11% 10~15: 0% >15: 0%
N~E:23% E~S:11% S~W:42% W~N:23% Calm: 1%

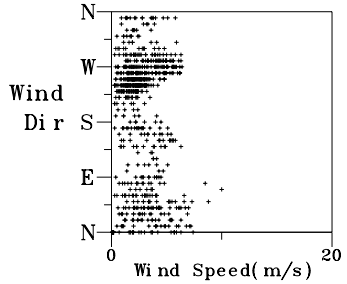


2007/04/01-2007/04/30 SA-W

MEAN= 2.6m/s MAX= 8.3m/s( S ) NO= 720(100%)
< 5 m/s:91% 5~10: 9% 10~15: 0% >15: 0%
N~E:21% E~S:14% S~W:43% W~N:20% Calm: 2%

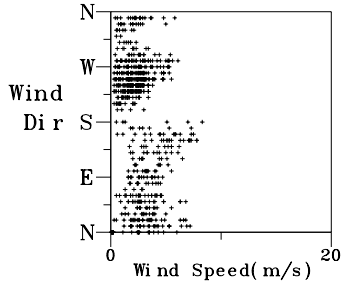


2007/05/01-2007/05/31 SA-W

MEAN= 2.3m/s MAX= 8.0m/s(SSE) NO= 744(100%)
< 5 m/s:93% 5~10: 7% 10~15: 0% >15: 0%
N~E:17% E~S:25% S~W:41% W~N:13% Calm: 4%

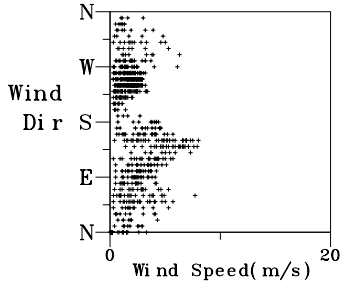


2007/06/01-2007/06/30 SA-W

MEAN= 2.2m/s MAX= 7.4m/s(SSE) NO= 710( 99%)
< 5 m/s:95% 5~10: 5% 10~15: 0% >15: 0%
N~E:20% E~S:23% S~W:34% W~N:18% Calm: 5%

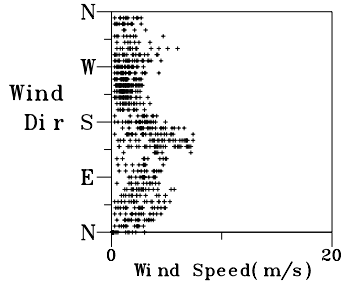


2007/07/01-2007/07/31 SA-W

MEAN= 2.5m/s MAX= 8.5m/s(SSE) NO= 743(100%)
< 5 m/s:90% 5~10:10% 10~15: 0% >15: 0%
N~E:15% E~S:35% S~W:40% W~N: 7% Calm: 3%

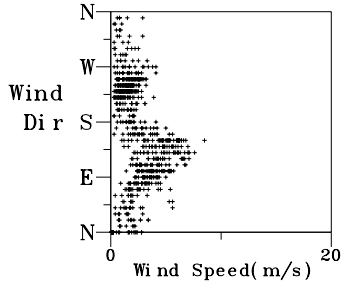


2007/08/01-2007/08/31 SA-W

MEAN= 3.2m/s MAX=20.9m/s( E ) NO= 739( 99%)
< 5 m/s:83% 5~10:13% 10~15: 2% >15: 2%
N~E:14% E~S:40% S~W:34% W~N:11% Calm: 1%

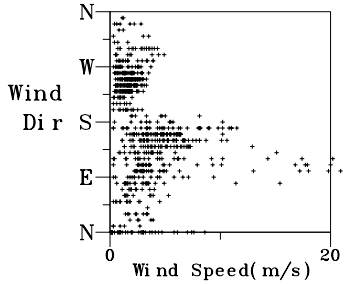


2007/09/01-2007/09/30 SA-W

MEAN= 2.8m/s MAX= 8.2m/s( SE) NO= 701( 97%)
< 5 m/s:91% 5~10: 9% 10~15: 0% >15: 0%
N~E:21% E~S:20% S~W:36% W~N:22% Calm: 1%

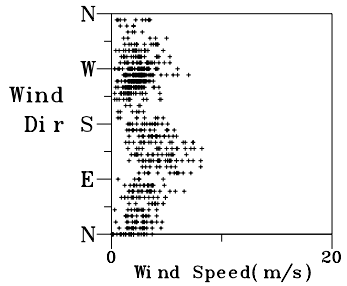


2007/10/01-2007/10/31 SA-W

MEAN= 3.2m/s MAX=15.7m/s( NE) NO= 724( 97%)
< 5 m/s:88% 5~10:11% 10~15: 1% >15: 0%
N~E:21% E~S: 9% S~W:34% W~N:35% Calm: 1%

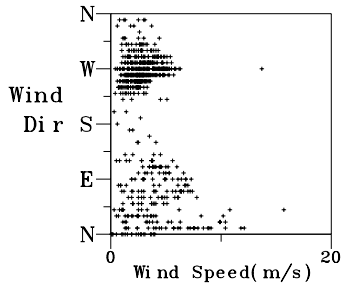


2007/11/01-2007/11/30 SA-W

MEAN= 3.4m/s MAX=12.4m/s(ENE) NO= 720(100%)
< 5 m/s:85% 5~10:15% 10~15: 0% >15: 0%
N~E:14% E~S: 5% S~W:33% W~N:47% Calm: 1%

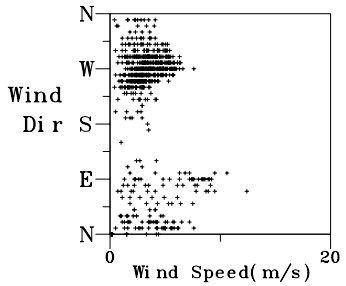


圖 10-7-2　2007年蘇澳風速 (W 站) 與風向 (W 站) 關係圖

| | |
|---|---|
| W06CSAW0.1HA.... ETC | Institute of Harbor & Marine Technology |

RELWC.BAT(PLLWI3AV.FOR) 2008. 9 . 18

## Relation Between 2 Wind Speed

2006/12/01-2006/12/31 SA-2
MEAN= 1.9m/s MAX=10.1m/s(ENE) NO= 743(100%)
2006/12/01-2006/12/31 SA-W
MEAN= 3.0m/s MAX= 8.3m/s( NE) NO= 743(100%)

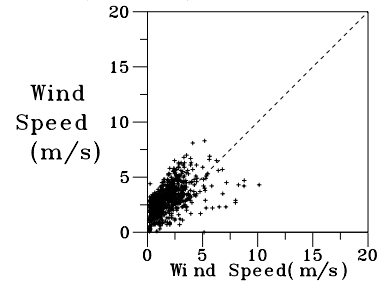


2007/01/01-2007/01/31 SA-2
MEAN= 1.8m/s MAX= 8.9m/s( NE) NO= 744(100%)
2007/01/01-2007/01/31 SA-W
MEAN= 3.0m/s MAX= 9.8m/s(ENE) NO= 742(100%)

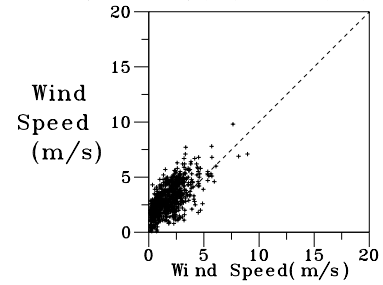


2007/02/01-2007/02/28 SA-2
MEAN= 1.4m/s MAX= 6.0m/s( NE) NO= 672(100%)
2007/02/01-2007/02/28 SA-W
MEAN= 2.7m/s MAX= 8.2m/s(SSE) NO= 672(100%)

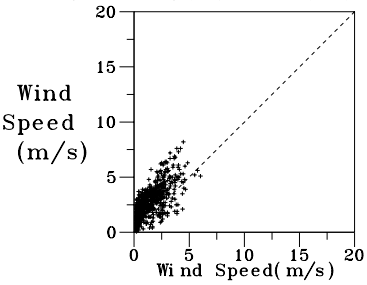


2007/03/01-2007/03/31 SA-2
MEAN= 1.4m/s MAX= 7.6m/s( E ) NO= 744(100%)
2007/03/01-2007/03/31 SA-W
MEAN= 2.8m/s MAX=10.0m/s(ENE) NO= 743(100%)

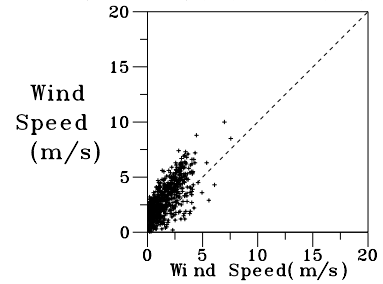


2007/04/01-2007/04/30 SA-2
MEAN= 1.4m/s MAX= 6.9m/s( N ) NO= 720(100%)
2007/04/01-2007/04/30 SA-W
MEAN= 2.6m/s MAX= 8.3m/s( S ) NO= 720(100%)

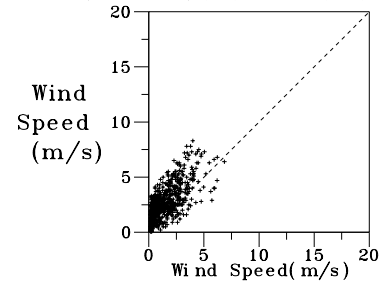


2007/05/01-2007/05/31 SA-2
MEAN= .9m/s MAX= 5.0m/s( SE) NO= 744(100%)
2007/05/01-2007/05/31 SA-W
MEAN= 2.3m/s MAX= 8.0m/s(SSE) NO= 744(100%)

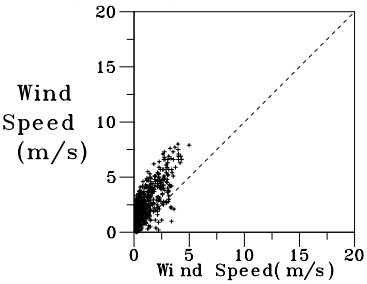


2007/06/01-2007/06/30 SA-2
MEAN= 1.2m/s MAX= 5.9m/s( S ) NO= 720(100%)
2007/06/01-2007/06/30 SA-W
MEAN= 2.2m/s MAX= 7.4m/s(SSE) NO= 710( 99%)

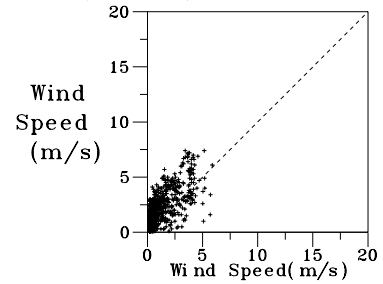


2007/07/01-2007/07/31 SA-2
MEAN= 1.1m/s MAX= 5.6m/s( NE) NO= 744(100%)
2007/07/01-2007/07/31 SA-W
MEAN= 2.5m/s MAX= 8.5m/s(SSE) NO= 743(100%)

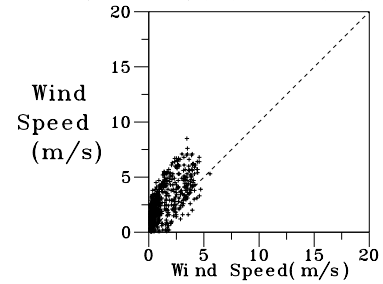


2007/08/01-2007/08/31 SA-2
MEAN= 2.0m/s MAX=18.6m/s(ESE) NO= 744(100%)
2007/08/01-2007/08/31 SA-W
MEAN= 3.2m/s MAX=20.9m/s( E ) NO= 739( 99%)

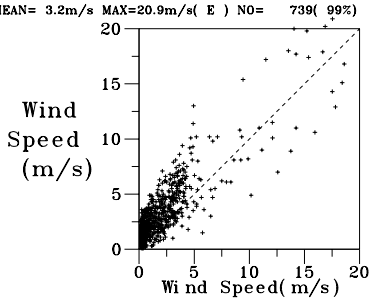


2007/09/01-2007/09/30 SA-2
MEAN= 1.4m/s MAX= 6.9m/s( W ) NO= 720(100%)
2007/09/01-2007/09/30 SA-W
MEAN= 2.8m/s MAX= 8.2m/s( SE) NO= 701( 97%)

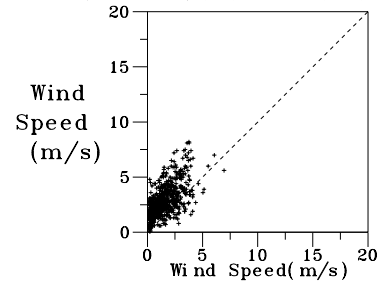


2007/10/01-2007/10/31 SA-2
MEAN= 2.1m/s MAX=30.9m/s( NE) NO= 744(100%)
2007/10/01-2007/10/31 SA-W
MEAN= 3.2m/s MAX=15.7m/s( NE) NO= 724( 97%)

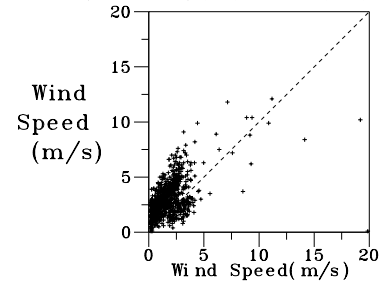


2007/11/01-2007/11/30 SA-2
MEAN= 2.0m/s MAX= 7.4m/s( W ) NO= 720(100%)
2007/11/01-2007/11/30 SA-W
MEAN= 3.4m/s MAX=12.4m/s(ENE) NO= 720(100%)

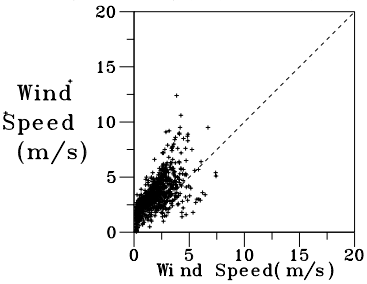


圖 10-7-3　2007年蘇澳風速 (2站) 與風速 (W 站) 關係圖

| | |
|---|---|
| W06CSA20.1HA.... ETC | Institute of Harbor & Marine Technology |

RELWC.BAT(PLLWI3BV.FOR) 2008. 9 . 18

# Relation Between 2 Wind Direction

2006/12/01-2006/12/31 SA-2 NO= 743(100%)
N~E:15% E~S: 7% S~W:39% W~N:32% Calm: 7%
2006/12/01-2006/12/31 SA-W NO= 743(100%)
N~E:17% E~S: 7% S~W:39% W~N:36% Calm: 1%

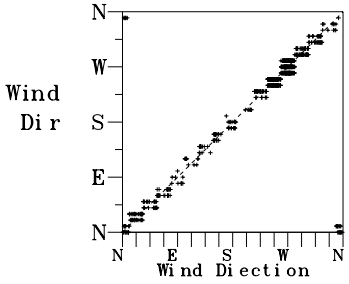


2007/01/01-2007/01/31 SA-2 NO= 744(100%)
N~E:16% E~S: 5% S~W:38% W~N:35% Calm: 6%
2007/01/01-2007/01/31 SA-W NO= 742(100%)
N~E:20% E~S: 5% S~W:41% W~N:33% Calm: 1%

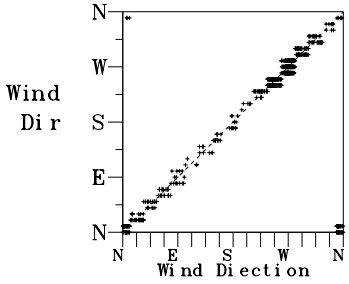


2007/02/01-2007/02/28 SA-2 NO= 672(100%)
N~E:16% E~S:11% S~W:38% W~N:22% Calm:13%
2007/02/01-2007/02/28 SA-W NO= 672(100%)
N~E:19% E~S:12% S~W:46% W~N:22% Calm: 1%

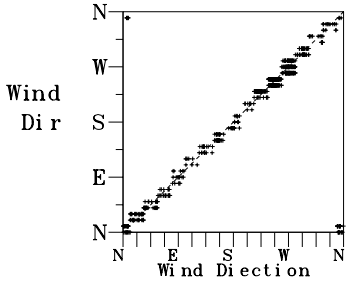


2007/03/01-2007/03/31 SA-2 NO= 744(100%)
N~E:17% E~S:11% S~W:34% W~N:21% Calm:17%
2007/03/01-2007/03/31 SA-W NO= 743(100%)
N~E:23% E~S:11% S~W:42% W~N:23% Calm: 1%

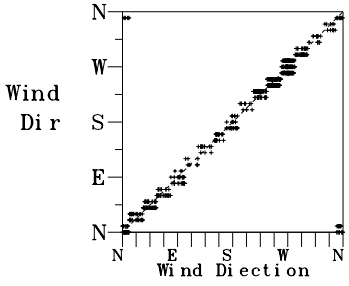


2007/04/01-2007/04/30 SA-2 NO= 720(100%)
N~E:19% E~S:12% S~W:33% W~N:19% Calm:17%
2007/04/01-2007/04/30 SA-W NO= 720(100%)
N~E:21% E~S:14% S~W:43% W~N:20% Calm: 2%

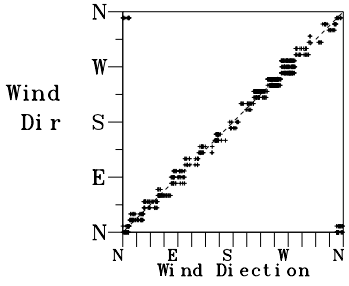


2007/05/01-2007/05/31 SA-2 NO= 744(100%)
N~E:11% E~S:20% S~W:22% W~N:10% Calm:37%
2007/05/01-2007/05/31 SA-W NO= 744(100%)
N~E:17% E~S:25% S~W:41% W~N:13% Calm: 4%

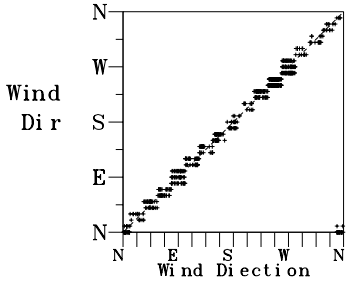


2007/06/01-2007/06/30 SA-2 NO= 720(100%)
N~E:18% E~S:22% S~W:18% W~N:15% Calm:27%
2007/06/01-2007/06/30 SA-W NO= 710( 99%)
N~E:20% E~S:23% S~W:34% W~N:18% Calm: 5%

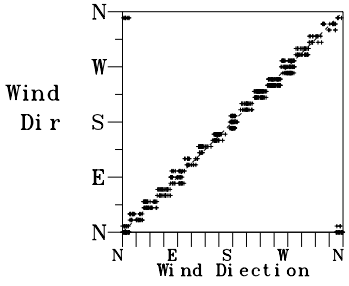


2007/07/01-2007/07/31 SA-2 NO= 744(100%)
N~E:11% E~S:32% S~W:23% W~N: 7% Calm:27%
2007/07/01-2007/07/31 SA-W NO= 743(100%)
N~E:15% E~S:35% S~W:40% W~N: 7% Calm: 3%

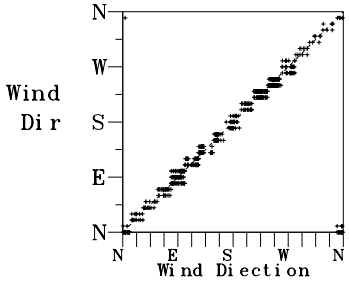


2007/08/01-2007/08/31 SA-2 NO= 744(100%)
N~E: 9% E~S:35% S~W:24% W~N:12% Calm:20%
2007/08/01-2007/08/31 SA-W NO= 739( 99%)
N~E:14% E~S:40% S~W:34% W~N:11% Calm: 1%

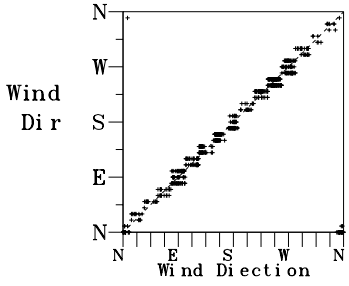


2007/09/01-2007/09/30 SA-2 NO= 720(100%)
N~E:15% E~S:20% S~W:26% W~N:24% Calm:15%
2007/09/01-2007/09/30 SA-W NO= 701( 97%)
N~E:21% E~S:20% S~W:36% W~N:22% Calm: 1%

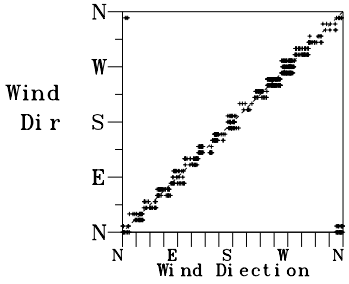


2007/10/01-2007/10/31 SA-2 NO= 744(100%)
N~E:19% E~S: 7% S~W:37% W~N:30% Calm: 7%
2007/10/01-2007/10/31 SA-W NO= 724( 97%)
N~E:21% E~S: 9% S~W:34% W~N:35% Calm: 1%

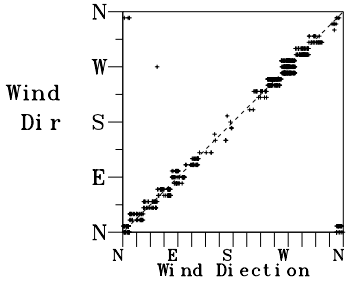


2007/11/01-2007/11/30 SA-2 NO= 720(100%)
N~E:11% E~S: 4% S~W:33% W~N:43% Calm: 9%
2007/11/01-2007/11/30 SA-W NO= 720(100%)
N~E:14% E~S: 5% S~W:33% W~N:47% Calm: 1%

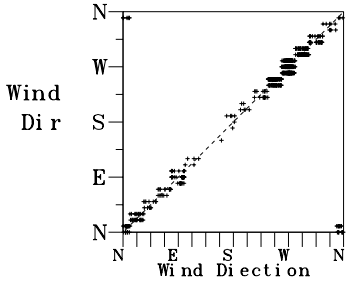


圖10-7-4　2007年蘇澳風向 (2站) 與風向 (W 站) 關係圖

| | |
|---|---|
| W06CSA20.1HA.... ETC | Institute of Harbor & Marine Technology |

RELWC.BAT(PLLWI3CV.FOR) 2008. 9 . 18

# 10.8　2006年布袋港風速與風向相關圖

# Relation Between Wind Speed and Direction

2006/12/01-2006/12/31 PT-W

MEAN= 6.0m/s MAX=13.3m/s(NNE) NO= 743(100%)
< 5 m/s:39% 5~10:52% 10~15: 9% >15: 0%
N~E:84% E~S: 1% S~W: 0% W~N:15% Calm: 0%

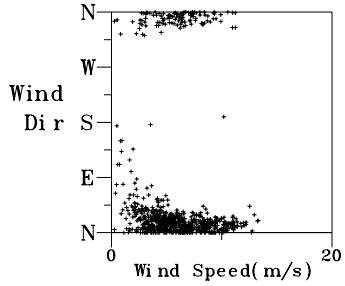


2007/01/01-2007/01/31 PT-W

MEAN= 6.6m/s MAX=13.4m/s( N ) NO= 744(100%)
< 5 m/s:25% 5~10:67% 10~15: 8% >15: 0%
N~E:79% E~S: 1% S~W: 0% W~N:20% Calm: 0%

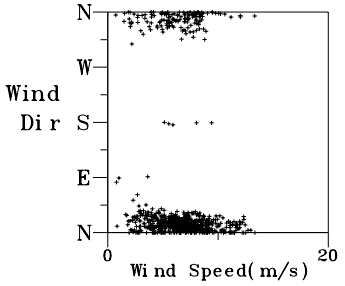


2007/02/01-2007/02/28 PT-W

MEAN= 4.6m/s MAX=14.0m/s( N ) NO= 670(100%)
< 5 m/s:58% 5~10:39% 10~15: 3% >15: 0%
N~E:60% E~S: 5% S~W: 4% W~N:30% Calm: 1%

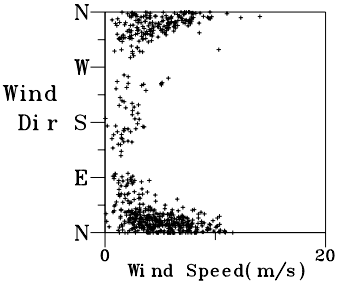


2007/03/01-2007/03/31 PT-W

MEAN= 4.4m/s MAX=14.2m/s( N ) NO= 743(100%)
< 5 m/s:63% 5~10:35% 10~15: 2% >15: 0%
N~E:50% E~S: 6% S~W:16% W~N:27% Calm: 1%

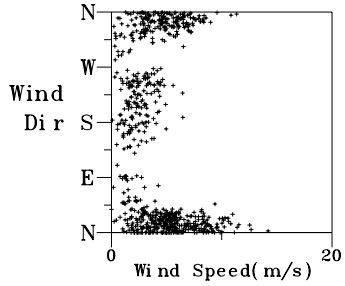


2007/04/01-2007/04/30 PT-W

MEAN= 4.2m/s MAX=13.5m/s( N ) NO= 720(100%)
< 5 m/s:67% 5~10:30% 10~15: 3% >15: 0%
N~E:47% E~S: 8% S~W:16% W~N:28% Calm: 1%

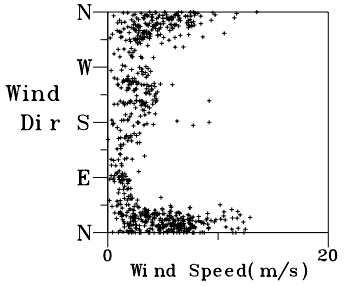


2007/05/01-2007/05/31 PT-W

MEAN= 3.0m/s MAX= 7.9m/s(NNW) NO= 743(100%)
< 5 m/s:91% 5~10: 9% 10~15: 0% >15: 0%
N~E:22% E~S:10% S~W:34% W~N:33% Calm: 1%

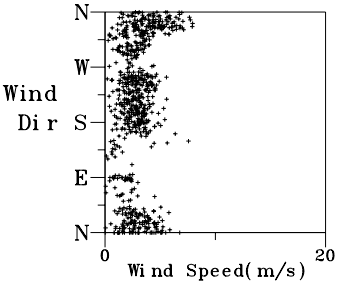


2007/06/01-2007/06/30 PT-W

MEAN= 3.4m/s MAX= 8.2m/s(SSW) NO= 718(100%)
< 5 m/s:84% 5~10:16% 10~15: 0% >15: 0%
N~E: 8% E~S:25% S~W:54% W~N:12% Calm: 1%

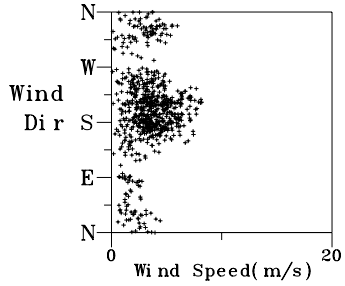


2007/07/01-2007/07/31 PT-W

MEAN= 3.0m/s MAX= 6.6m/s(SSE) NO= 743(100%)
< 5 m/s:92% 5~10: 8% 10~15: 0% >15: 0%
N~E: 8% E~S:21% S~W:51% W~N:20% Calm: 0%

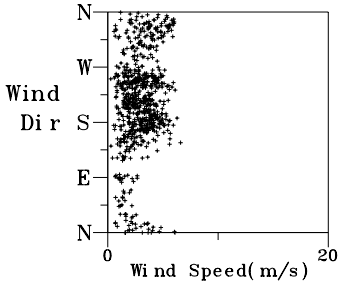


2007/08/01-2007/08/31 PT-W

MEAN= 3.9m/s MAX=13.8m/s( W ) NO= 744(100%)
< 5 m/s:71% 5~10:27% 10~15: 2% >15: 0%
N~E:17% E~S:30% S~W:30% W~N:22% Calm: 1%

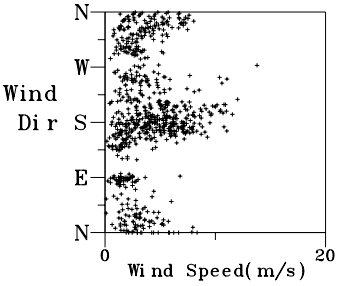


2007/09/01-2007/09/06 PT-W

MEAN= 2.5m/s MAX= 5.1m/s(WSW) NO= 132( 18%)
< 5 m/s:98% 5~10: 2% 10~15: 0% >15: 0%
N~E: 7% E~S:34% S~W:51% W~N: 8% Calm: 0%

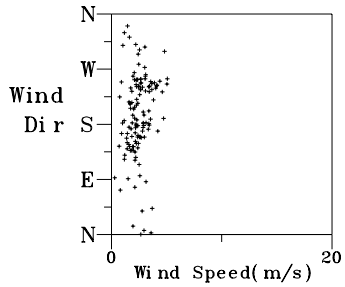


2007/10/01-2007/10/31 PT-W

MEAN= 5.2m/s MAX=19.6m/s( N ) NO= 741(100%)
< 5 m/s:53% 5~10:41% 10~15: 4% >15: 2%
N~E:57% E~S: 7% S~W: 9% W~N:26% Calm: 1%

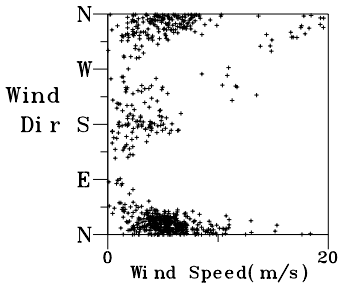


2007/11/01-2007/11/30 PT-W

MEAN= 6.5m/s MAX=17.5m/s( N ) NO= 720(100%)
< 5 m/s:34% 5~10:53% 10~15:11% >15: 2%
N~E:79% E~S: 3% S~W: 0% W~N:18% Calm: 0%

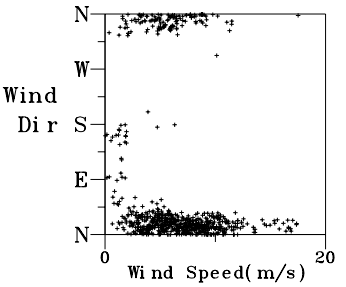


圖10-8-1 2007年布袋風速 (W 站) 與風向 (W 站) 關係圖

| | |
|---|---|
| W06CPTW0.1HA.... ETC | Institute of Harbor & Marine Technology |

RELWC.BAT(PLLWI3AV.FOR) 2008. 9 . 18

# 第十一章、2007年各港颱風期間風速 (風向) 報表、歷線圖及統計表

( 基隆港 )
( 臺北港 )
( 臺中港 )
( 安平港 )
( 高雄港 )
( 花蓮港 )
( 蘇澳港 )
( 布袋港 )

## 2007年侵臺颱風

1. 帕布颱風
2. 梧提颱風
3. 聖帕颱風
4. 韋帕颱風
5. 柯羅莎颱風
6. 米塔颱風

# 11.1　2007年侵臺颱風路徑圖及概況表

1. 帕布颱風
2. 梧提颱風
3. 聖帕颱風
4. 韋帕颱風
5. 柯羅莎颱風
6. 米塔颱風

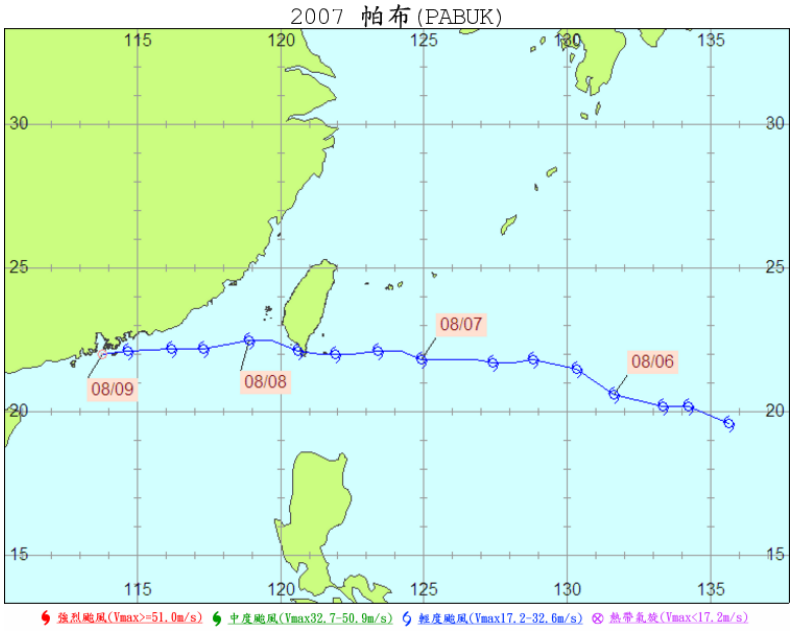


| 中央氣象局颱風警報發布概況表 | |
|---|---|
| 名稱 | 帕布(PABUK) |
| 編號 | 0706 |
| 生成地點 | 關島西北方海面 |
| 侵(近)台日期 | 2007 年 8 月 8 日 |
| 發布時間 | 海上:2007 年 8 月 6 日 23 時 30 分　　陸上:2007 年 8 月 7 日 5 時 30 分 |
| 解除時間 | 海上:2007 年 8 月 8 日 14 時 30 分　　陸上:2007 年 8 月 8 日 11 時 30 分 |
| 發布報數 | 13 |
| 最大強度 | 輕度 |
| 近中心最大風速 | 28.0 (公尺/秒) |
| 侵台路徑分類 | -- |
| 登陸地段 | -- |
| 動態 | 8 月 5 日在關島西北方生成，向西北西移動。7 日轉爲向西移動，暴風圈逐漸進入台灣東南部陸地。8 日 1 時至 2 時之間中心通過恆春半島，持續向西進行。 |
| 災情 | -- |

**圖 11.1.1　2007 年 8 月帕布颱風路徑圖**
**(摘自中央氣象局網站 http://www.cwb.gov.tw)**

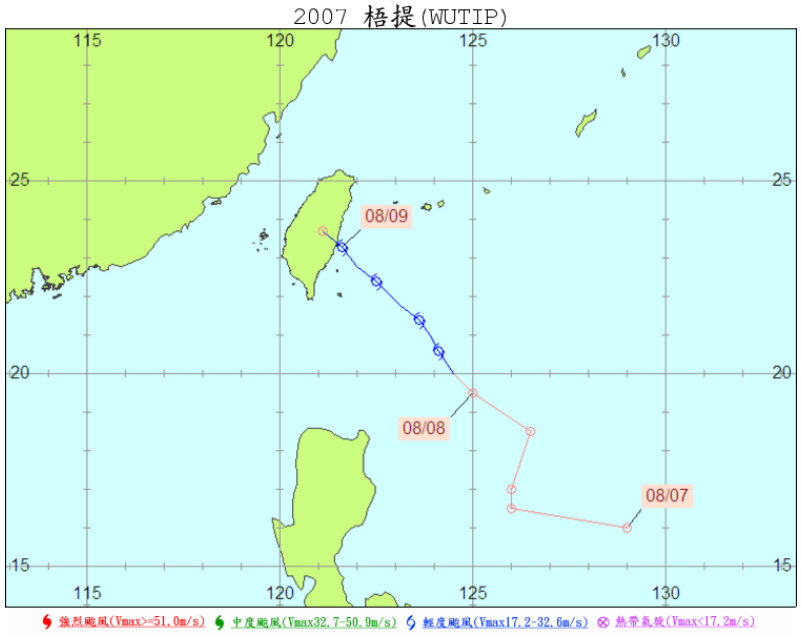


| 中央氣象局颱風警報發布概況表 | |
|---|---|
| 名稱 | 梧提(WUTIP) |
| 編號 | 0707 |
| 生成地點 | 呂宋島東方海面 |
| 侵(近)台日期 | 2007 年 8 月 9 日 |
| 發布時間 | 海上:2007 年 8 月 8 日 11 時 30 分　　陸上:2007 年 8 月 8 日 11 時 30 分 |
| 解除時間 | 海上:2007 年 8 月 9 日 11 時 30 分　　陸上:2007 年 8 月 9 日 11 時 30 分 |
| 發布報數 | 9 |
| 最大強度 | 輕度 |
| 近中心最大風速 | 18.0 (公尺/秒) |
| 侵台路徑分類 | -- |
| 登陸地段 | 花蓮及台東交界附近 |
| 動態 | 8 月 7 日在呂宋島東方海面生成爲熱帶性低氣壓。8 日 11 時在鵝鑾鼻東南東方海面上增強爲輕度颱風，逐漸由北北西方向轉爲向西北移動。9 時左右由花蓮及台東交界附近進入陸地，繼續向西北移動。颱風登陸後，結構受地形破壞，於 9 日 11 時在台灣陸地上減弱爲熱帶性低氣壓。 |
| 災情 | -- |

**圖 11.1.2　2007 年 8 月梧提颱風路徑圖**
**(摘自中央氣象局網站 http://www.cwb.gov.tw)**

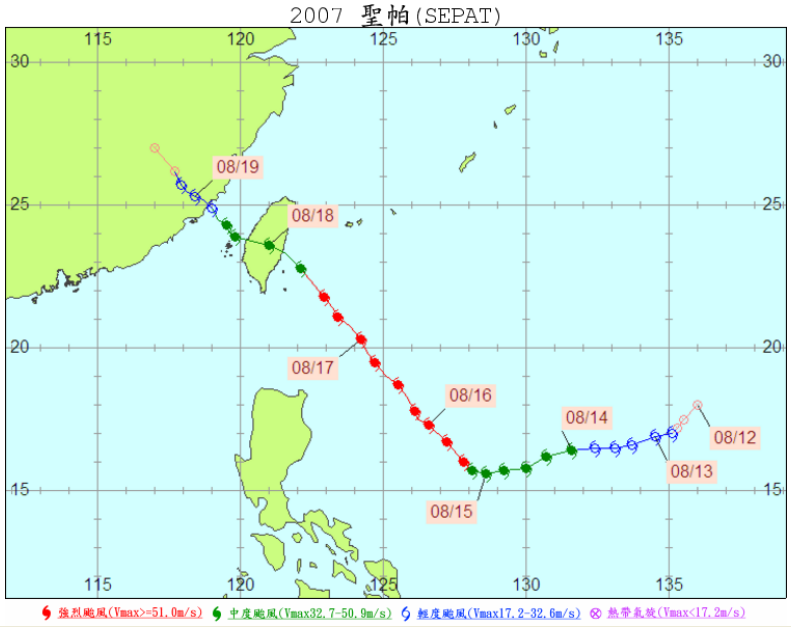


| 中央氣象局颱風警報發布概況表 | |
|---|---|
| 名稱 | 聖帕(SEPAT) |
| 編號 | 0708 |
| 生成地點 | 呂宋島東方海面 |
| 侵(近)台日期 | 2007 年 8 月 18 日 |
| 發布時間 | 海上:2007 年 8 月 16 日 8 時 30 分　　陸上:2007 年 8 月 16 日 20 時 30 分 |
| 解除時間 | 海上:2007 年 8 月 19 日 14 時 30 分　　陸上:2007 年 8 月 19 日 14 時 30 分 |
| 發布報數 | 27 |
| 最大強度 | 強烈 |
| 近中心最大風速 | 53.0 (公尺/秒) |
| 侵台路徑分類 | -- |
| 登陸地段 | 花蓮秀姑巒溪口附近 |
| 動態 | 8 月 12 日在呂宋島東方海面生成，向西南西方向移動。14 日增強爲中度颱風，持續往西南西方向前進。15 日於呂宋島東方近海轉爲向西北方向移動；稍後再增強爲強烈颱風，持續向西北朝台灣方向移動。18 日 5 時 40 分左右在花蓮秀姑巒溪口附近登陸，當 11 時左右在濁水溪口附近出海，進入台灣海峽。19 日 2 時 40 分左右在金門北北東方進入福建。 |
| 災情 | -- |

**圖 11.1.3　2007 年 8 月聖帕颱風路徑圖**
**(摘自中央氣象局網站 http://www.cwb.gov.tw)**

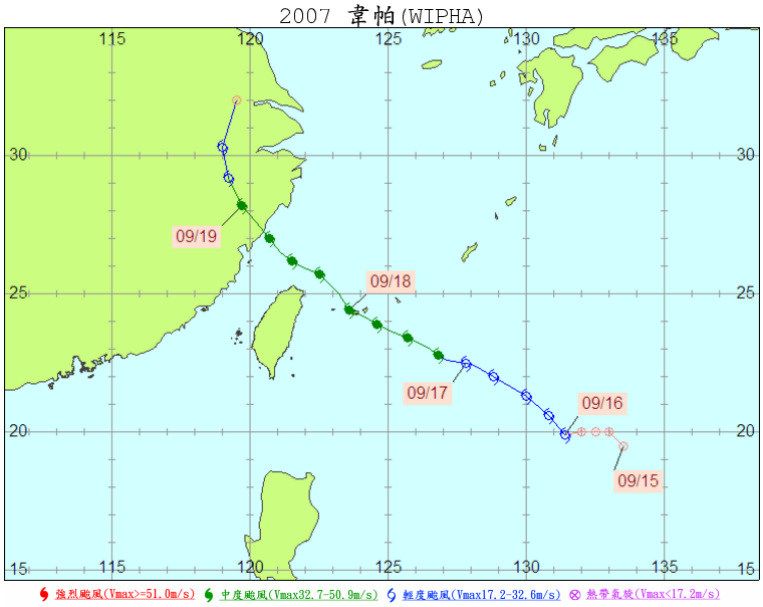


# 中央氣象局颱風警報發布概況表

| | |
|---|---|
| 名稱 | 韋帕(WIPHA) |
| 編號 | 0712 |
| 生成地點 | 呂宋島東方海面 |
| 侵(近)台日期 | 2007 年 9 月 18 日 |
| 發布時間 | 海上:2007 年 9 月 17 日 5 時 30 分　　陸上:2007 年 9 月 17 日 14 時 30 分 |
| 解除時間 | 海上:2007 年 9 月 19 日 8 時 30 分　　陸上:2007 年 9 月 19 日 8 時 30 分 |
| 發布報數 | 18 |
| 最大強度 | 中度 |
| 近中心最大風速 | 48.0 (公尺/秒) |
| 侵台路徑分類 | -- |
| 登陸地段 | -- |
| 動態 | 9 月 16 日在呂宋島東方海面生成後緩慢向西北西移動。17 日增強爲中度颱風，持續往台灣東部海面前進。18 日移向由西北西轉向西北移動，通過台灣北方海面。19 日由福建、浙江交界處進入大陸。 |
| 災情 | -- |

**圖 11.1.4　2007 年 9 月韋帕颱風路徑圖**
**(摘自中央氣象局網站 http://www.cwb.gov.tw)**

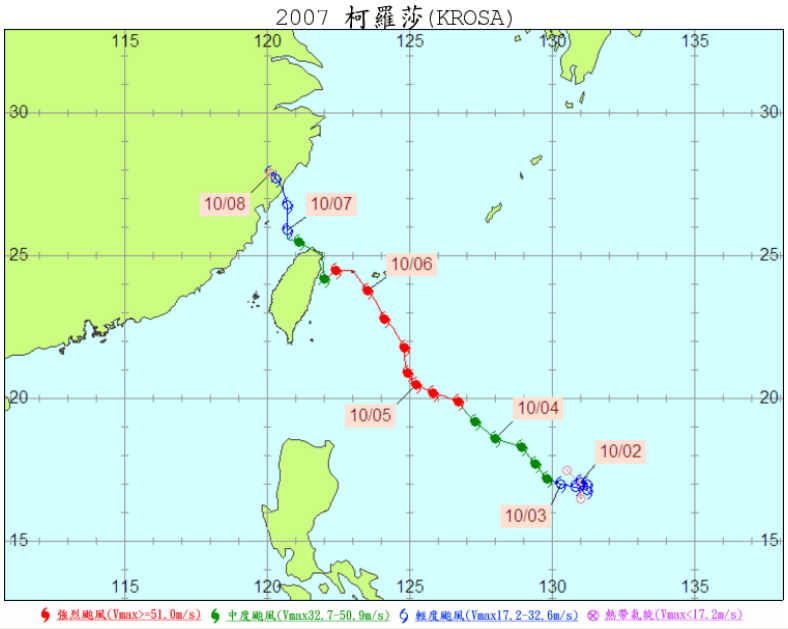


| 中央氣象局颱風警報發布概況表 | |
|---|---|
| 名稱 | 柯羅莎(KROSA) |
| 編號 | 0715 |
| 生成地點 | 呂宋島東方海面 |
| 侵(近)台日期 | 2007 年 10 月 6 日 |
| 發布時間 | 海上:2007 年 10 月 4 日 17 時 30 分　　陸上:2007 年 10 月 5 日 5 時 30 分 |
| 解除時間 | 海上:2007 年 10 月 7 日 23 時 30 分　　陸上:2007 年 10 月 7 日 17 時 30 分 |
| 發布報數 | 27 |
| 最大強度 | 強烈 |
| 近中心最大風速 | 51.0 (公尺/秒) |
| 侵台路徑分類 | -- |
| 登陸地段 | -- |
| 動態 | 10 月 2 日在呂宋島東方海面生成後向西北移動。3 日增強為中度颱風，持續往西北方向移動。4 日增強為強烈颱風。5 日 23 時左右移速加快，並由北北西轉向西北移動。6 日 17 時左右由宜蘭近岸沿海岸向南移至花蓮縣北部近海，呈現打轉現象，且減弱為中度颱風；22 時 30 分在頭城及三貂角間進入北部陸地，繼續向北北西移動，且快速通過台灣北端陸地。7 日由福建、浙江交界處進入大陸。 |
| 災情 | -- |

**圖 11.1.5　2007 年 10 月柯羅莎颱風路徑圖**
**(摘自中央氣象局網站 http://www.cwb.gov.tw)**

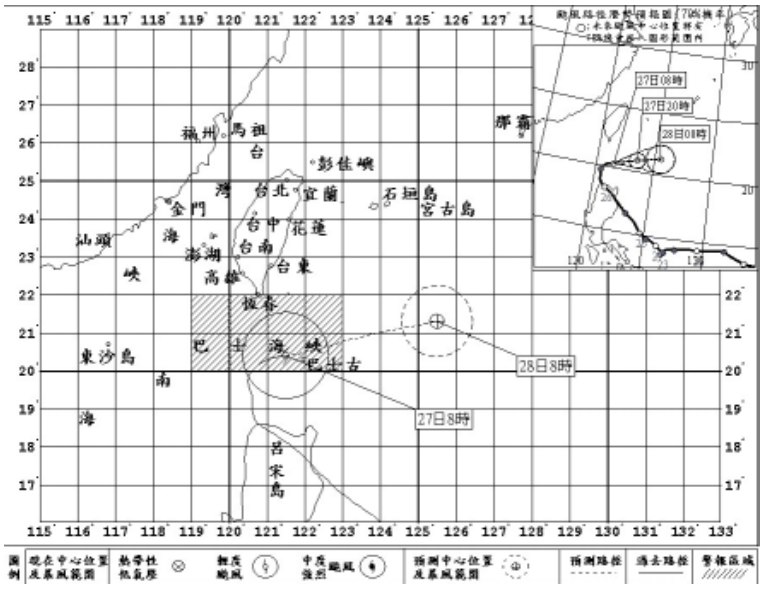


| 中央氣象局颱風警報發布概況表 | |
|---|---|
| 名稱 | 米塔(MITAG) |
| 編號 | 0723 |
| 生成地點 | 關島西方海面 |
| 侵(近)台日期 | 2007 年 11 月 27 日 |
| 發布時間 | 海上:2007 年 11 月 26 日 5 時 30 分 |
| 解除時間 | 海上:2007 年 11 月 27 日 11 時 30 分 |
| 發布報數 | 11 |
| 最大強度 | 中度 |
| 近中心最大風速 | 40.0 (公尺/秒) |
| 侵台路徑分類 | -- |
| 登陸地段 | -- |
| 動態 | 11 月 20 日於關島西方海面生成爲輕度颱風，向西北西方向移動。22 日增強爲中度颱風。26 日凌晨登陸呂宋島並繼續向西北方向前進，中午前後中心進入呂宋島西北方近海並偏向北移動，移速減慢且強度減弱。27 日凌晨移向轉向東北東方向，並快速於巴士海峽減弱消失。 |
| 災情 | -- |

**圖 11.1.6　2007 年 11 月米塔颱風路徑圖**
**(摘自中央氣象局網站 http://www.cwb.gov.tw)**

## 11.2　2007年基隆港颱風期間風報表、歷線圖

# 表11.2.1　2007年帕布 颱風基隆港風速及風向報表

**2007**年 **8**月 **6**日 **0**時 **0**分～ **2007**年 **8**月 **8**日**23**時 **0**分

| 序號 | 時 間<br>月/日. 時: 分 | 風速風向<br>(m/s)(來向) | 序號 | 時 間<br>月/日. 時: 分 | 風速風向<br>(m/s)(來向) | 序號 | 時 間<br>月/日. 時: 分 | 風速風向<br>(m/s)(來向) |
|---|---|---|---|---|---|---|---|---|
| 01 | 08/06.00:00 | 1.70/WSW | 37 | 08/07.12:00 | 1.60/SE | | | |
| 02 | 08/06.01:00 | 2.00/WSW | 38 | 08/07.13:00 | 2.90/NE | | | |
| 03 | 08/06.02:00 | 2.51/SW | 39 | 08/07.14:00 | 1.90/E | | | |
| 04 | 08/06.03:00 | 2.00/SSW | 40 | 08/07.15:00 | .60/S | | | |
| 05 | 08/06.04:00 | 2.90/WSW | 41 | 08/07.16:00 | 2.90/SE | | | |
| 06 | 08/06.05:00 | 2.20/SW | 42 | 08/07.17:00 | 2.00/E | | | |
| 07 | 08/06.06:00 | 2.30/SSW | 43 | 08/07.18:00 | 2.10/ENE | | | |
| 08 | 08/06.07:00 | 1.80/SSW | 44 | 08/07.19:00 | 3.70/ENE | | | |
| 09 | 08/06.08:00 | 2.30/SSW | 45 | 08/07.20:00 | 3.20/ENE | | | |
| 10 | 08/06.09:00 | 1.60/SW | 46 | 08/07.21:00 | 5.10/ENE | | | |
| 11 | 08/06.10:00 | 3.40/NNE | 47 | 08/07.22:00 | 5.30/NE | | | |
| 12 | 08/06.11:00 | 4.60/NE | 48 | 08/07.23:00 | 5.50/NE | | | |
| 13 | 08/06.12:00 | 3.70/NE | 49 | 08/08.00:00 | 6.40/NE | | | |
| 14 | 08/06.13:00 | 4.40/NNE | 50 | 08/08.01:00 | 6.40/S | | | |
| 15 | 08/06.14:00 | 5.10/NNE | 51 | 08/08.02:00 | 4.90/ENE | | | |
| 16 | 08/06.15:00 | 6.10/NNE | 52 | 08/08.03:00 | 4.90/ENE | | | |
| 17 | 08/06.16:00 | 5.70/NE | 53 | 08/08.04:00 | 4.50/ENE | | | |
| 18 | 08/06.17:00 | 5.70/NE | 54 | 08/08.05:00 | 4.90/E | | | |
| 19 | 08/06.18:00 | 2.70/SE | 55 | 08/08.06:00 | 6.00/ENE | | | |
| 20 | 08/06.19:00 | 2.00/ESE | 56 | 08/08.07:00 | 5.40/ENE | | | |
| 21 | 08/06.20:00 | .90/SSE | 57 | 08/08.08:00 | 3.50/E | | | |
| 22 | 08/06.21:00 | 1.20/SE | 58 | 08/08.09:00 | 3.50/E | | | |
| 23 | 08/06.22:00 | .99/S | 59 | 08/08.10:00 | 3.00/ENE | | | |
| 24 | 08/06.23:00 | .40/SE | 60 | 08/08.11:00 | 4.80/ENE | | | |
| 25 | 08/07.00:00 | 1.31/SE | 61 | 08/08.12:00 | 5.50/ENE | | | |
| 26 | 08/07.01:00 | 1.10/ENE | 62 | 08/08.13:00 | 5.30/E | | | |
| 27 | 08/07.02:00 | .30/E | 63 | 08/08.14:00 | 6.00/ENE | | | |
| 28 | 08/07.03:00 | 1.10/ESE | 64 | 08/08.15:00 | 5.00/ENE | | | |
| 29 | 08/07.04:00 | 1.90/NE | 65 | 08/08.16:00 | 4.80/ENE | | | |
| 30 | 08/07.05:00 | 1.20/ESE | 66 | 08/08.17:00 | 5.40/ENE | | | |
| 31 | 08/07.06:00 | .30/ENE | 67 | 08/08.18:00 | 5.40/ENE | | | |
| 32 | 08/07.07:00 | 3.80/ENE | 68 | 08/08.19:00 | 6.00/ENE | | | |
| 33 | 08/07.08:00 | .80/WSW | 69 | 08/08.20:00 | 6.80/ENE | | | |
| 34 | 08/07.09:00 | 1.00/SSE | 70 | 08/08.21:00 | 7.60/ENE | | | |
| 35 | 08/07.10:00 | 2.50/SSE | 71 | 08/08.22:00 | 6.80/ENE | | | |
| 36 | 08/07.11:00 | 1.90/NNE | 72 | 08/08.23:00 | 7.10/ENE | | | |

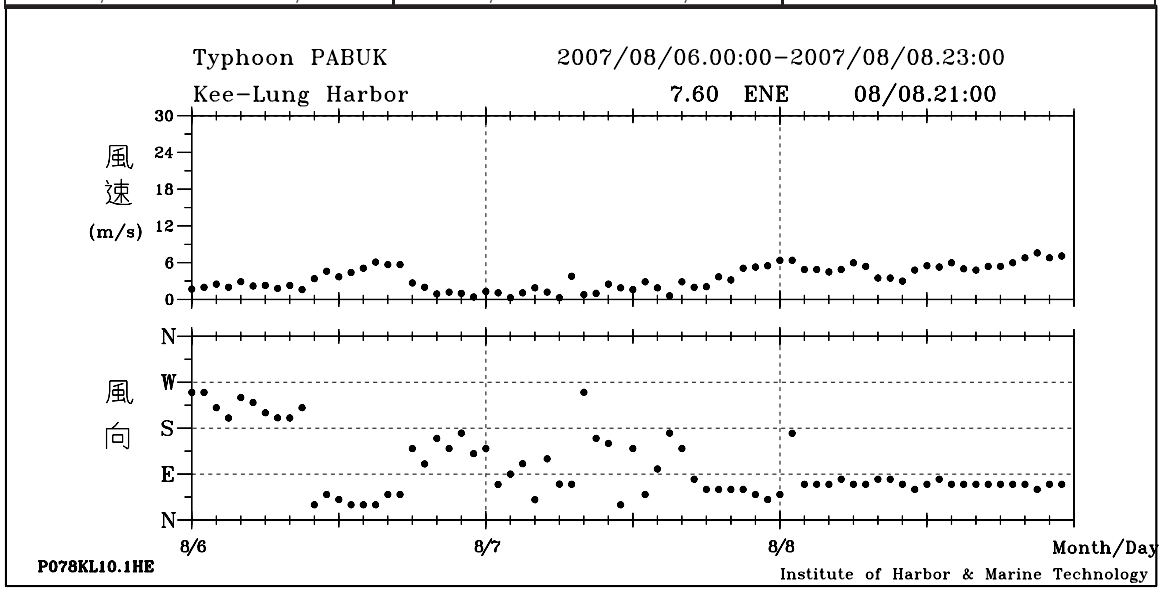


# 圖11.2.1　2007年帕布 颱風基隆港風速及風向歷線圖

# 表11.2.2　2007年梧提 颱風基隆港風速及風向報表

**2007**年 **8**月 **8**日 **0**時 **0**分～ **2007**年 **8**月 **9**日**23**時 **0**分

| 序號 | 時 間<br>月/日. 時: 分 | 風速風向<br>(m/s)(來向) | 序號 | 時 間<br>月/日. 時: 分 | 風速風向<br>(m/s)(來向) | 序號 | 時 間<br>月/日. 時: 分 | 風速風向<br>(m/s)(來向) |
|---|---|---|---|---|---|---|---|---|
| 01 | 08/08.00:00 | 6.40/NE | 37 | 08/09.12:00 | 5.00/W | | | |
| 02 | 08/08.01:00 | 6.40/S | 38 | 08/09.13:00 | 3.00/ESE | | | |
| 03 | 08/08.02:00 | 4.90/ENE | 39 | 08/09.14:00 | 3.40/SE | | | |
| 04 | 08/08.03:00 | 4.90/ENE | 40 | 08/09.15:00 | 3.40/SE | | | |
| 05 | 08/08.04:00 | 4.50/ENE | 41 | 08/09.16:00 | 2.90/ESE | | | |
| 06 | 08/08.05:00 | 4.90/E | 42 | 08/09.17:00 | 3.60/SSE | | | |
| 07 | 08/08.06:00 | 6.00/ENE | 43 | 08/09.18:00 | 3.50/SE | | | |
| 08 | 08/08.07:00 | 5.40/ENE | 44 | 08/09.19:00 | 2.00/ESE | | | |
| 09 | 08/08.08:00 | 3.50/E | 45 | 08/09.20:00 | 2.80/SE | | | |
| 10 | 08/08.09:00 | 3.50/E | 46 | 08/09.21:00 | 3.60/SSE | | | |
| 11 | 08/08.10:00 | 3.00/ENE | 47 | 08/09.22:00 | 1.80/SE | | | |
| 12 | 08/08.11:00 | 4.80/ENE | 48 | 08/09.23:00 | 1.90/SE | | | |
| 13 | 08/08.12:00 | 5.50/ENE | | | | | | |
| 14 | 08/08.13:00 | 5.30/E | | | | | | |
| 15 | 08/08.14:00 | 6.00/ENE | | | | | | |
| 16 | 08/08.15:00 | 5.00/ENE | | | | | | |
| 17 | 08/08.16:00 | 4.80/ENE | | | | | | |
| 18 | 08/08.17:00 | 5.40/ENE | | | | | | |
| 19 | 08/08.18:00 | 5.40/ENE | | | | | | |
| 20 | 08/08.19:00 | 6.00/ENE | | | | | | |
| 21 | 08/08.20:00 | 6.80/ENE | | | | | | |
| 22 | 08/08.21:00 | 7.60/ENE | | | | | | |
| 23 | 08/08.22:00 | 6.80/ENE | | | | | | |
| 24 | 08/08.23:00 | 7.10/ENE | | | | | | |
| 25 | 08/09.00:00 | 3.00/E | | | | | | |
| 26 | 08/09.01:00 | 5.00/E | | | | | | |
| 27 | 08/09.02:00 | 4.70/E | | | | | | |
| 28 | 08/09.03:00 | 4.10/E | | | | | | |
| 29 | 08/09.04:00 | 5.40/E | | | | | | |
| 30 | 08/09.05:00 | 4.70/ESE | | | | | | |
| 31 | 08/09.06:00 | 1.70/E | | | | | | |
| 32 | 08/09.07:00 | 3.30/ENE | | | | | | |
| 33 | 08/09.08:00 | 3.50/E | | | | | | |
| 34 | 08/09.09:00 | 3.30/ESE | | | | | | |
| 35 | 08/09.10:00 | 3.70/ESE | | | | | | |
| 36 | 08/09.11:00 | 2.90/SE | | | | | | |

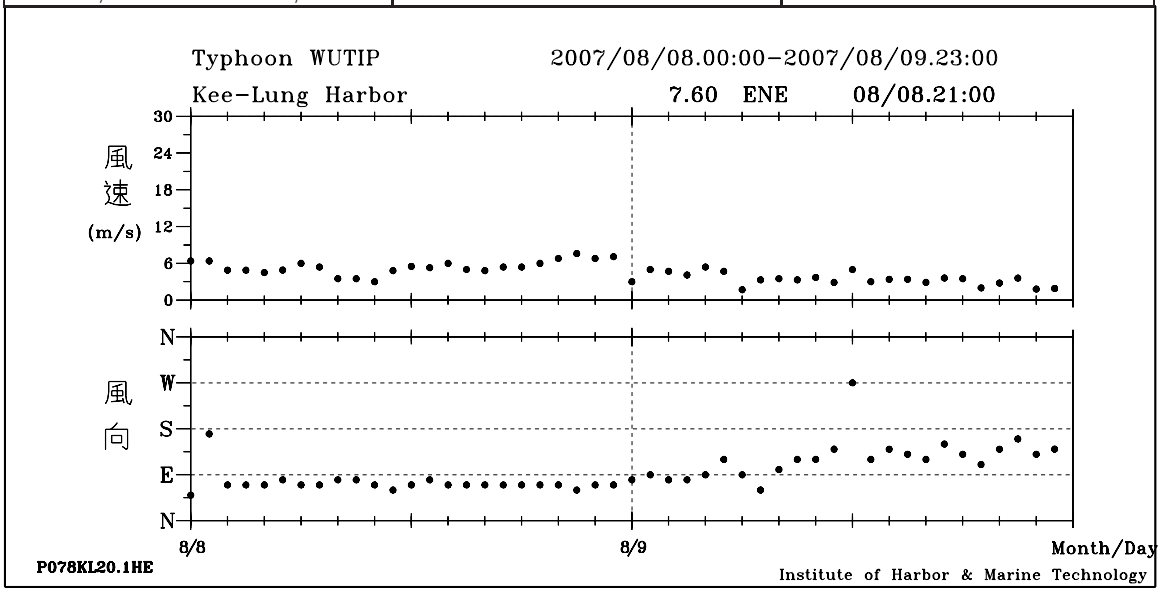


# 圖11.2.2　2007年梧提 颱風基隆港風速及風向歷線圖

# 表11.2.3　2007年聖帕 颱風基隆港風速及風向報表

**2007年 8月16日 0時 0分～ 2007年 8月19日 23時 0分**

| 序號 | 時 間<br>月/日. 時: 分 | 風速風向<br>(m/s)(來向) | 序號 | 時 間<br>月/日. 時: 分 | 風速風向<br>(m/s)(來向) | 序號 | 時 間<br>月/日. 時: 分 | 風速風向<br>(m/s)(來向) |
|---|---|---|---|---|---|---|---|---|
| 01 | 08/16.00:00 | 2.20/ESE | 37 | 08/17.12:00 | 7.10/NE | 73 | 08/19.00:00 | 8.20/SSE |
| 02 | 08/16.01:00 | 3.90/SE | 38 | 08/17.13:00 | 7.60/NE | 74 | 08/19.01:00 | 8.70/SSE |
| 03 | 08/16.02:00 | 1.40/E | 39 | 08/17.14:00 | 9.30/NE | 75 | 08/19.02:00 | 6.30/SSE |
| 04 | 08/16.03:00 | 2.70/E | 40 | 08/17.15:00 | 9.10/NE | 76 | 08/19.03:00 | 6.40/S |
| 05 | 08/16.04:00 | 2.80/E | 41 | 08/17.16:00 | 7.80/NE | 77 | 08/19.04:00 | 7.10/SSE |
| 06 | 08/16.05:00 | 1.20/E | 42 | 08/17.17:00 | 7.80/NE | 78 | 08/19.05:00 | 7.00/SSE |
| 07 | 08/16.06:00 | 2.51/SE | 43 | 08/17.18:00 | 1.10/E | 79 | 08/19.06:00 | 5.10/SSE |
| 08 | 08/16.07:00 | 2.70/SE | 44 | 08/17.19:00 | 1.40/ENE | 80 | 08/19.07:00 | 7.40/S |
| 09 | 08/16.08:00 | 2.90/ESE | 45 | 08/17.20:00 | 5.10/NE | 81 | 08/19.08:00 | 8.30/W |
| 10 | 08/16.09:00 | 2.60/E | 46 | 08/17.21:00 | 4.20/ENE | 82 | 08/19.09:00 | 4.80/W |
| 11 | 08/16.10:00 | 3.90/E | 47 | 08/17.22:00 | 5.50/ENE | 83 | 08/19.10:00 | 3.90/W |
| 12 | 08/16.11:00 | 4.60/SE | 48 | 08/17.23:00 | 6.30/ENE | 84 | 08/19.11:00 | 2.10/SW |
| 13 | 08/16.12:00 | 3.40/ESE | 49 | 08/18.00:00 | 7.00/ENE | 85 | 08/19.12:00 | 3.80/S |
| 14 | 08/16.13:00 | 5.20/NE | 50 | 08/18.01:00 | 7.20/ENE | 86 | 08/19.13:00 | 5.59/S |
| 15 | 08/16.14:00 | 5.70/NE | 51 | 08/18.02:00 | 7.70/NE | 87 | 08/19.14:00 | 1.10/SSW |
| 16 | 08/16.15:00 | 7.30/NE | 52 | 08/18.03:00 | 8.60/ENE | 88 | 08/19.15:00 | 2.10/S |
| 17 | 08/16.16:00 | 5.90/ENE | 53 | 08/18.04:00 | 8.20/ENE | 89 | 08/19.16:00 | 1.70/N |
| 18 | 08/16.17:00 | 5.20/NE | 54 | 08/18.05:00 | 9.40/ENE | 90 | 08/19.17:00 | 2.00/N |
| 19 | 08/16.18:00 | 4.29/NE | 55 | 08/18.06:00 | 10.50/ENE | 91 | 08/19.18:00 | 1.00/NNE |
| 20 | 08/16.19:00 | 5.00/ENE | 56 | 08/18.07:00 | 10.50/ENE | 92 | 08/19.19:00 | 1.40/N |
| 21 | 08/16.20:00 | 5.00/ENE | 57 | 08/18.08:00 | 10.50/ENE | 93 | 08/19.20:00 | .20/N |
| 22 | 08/16.21:00 | 7.70/NE | 58 | 08/18.09:00 | 9.60/E | 94 | 08/19.21:00 | 3.10/SSE |
| 23 | 08/16.22:00 | 5.70/ENE | 59 | 08/18.10:00 | 7.50/E | 95 | 08/19.22:00 | 2.50/S |
| 24 | 08/16.23:00 | 5.30/ENE | 60 | 08/18.11:00 | 9.80/ESE | 96 | 08/19.23:00 | 3.40/SSW |
| 25 | 08/17.00:00 | 1.40/NE | 61 | 08/18.12:00 | 10.30/ESE | | | |
| 26 | 08/17.01:00 | 1.60/NE | 62 | 08/18.13:00 | 8.00/E | | | |
| 27 | 08/17.02:00 | 3.30/ENE | 63 | 08/18.14:00 | 9.80/ESE | | | |
| 28 | 08/17.03:00 | 4.00/NE | 64 | 08/18.15:00 | 10.20/ESE | | | |
| 29 | 08/17.04:00 | 4.90/NE | 65 | 08/18.16:00 | 8.10/ESE | | | |
| 30 | 08/17.05:00 | 5.10/ENE | 66 | 08/18.17:00 | 7.30/SE | | | |
| 31 | 08/17.06:00 | 5.70/ENE | 67 | 08/18.18:00 | 7.00/ESE | | | |
| 32 | 08/17.07:00 | 5.10/ENE | 68 | 08/18.19:00 | 6.30/SE | | | |
| 33 | 08/17.08:00 | 6.30/NE | 69 | 08/18.20:00 | 8.60/SE | | | |
| 34 | 08/17.09:00 | 5.30/ENE | 70 | 08/18.21:00 | 8.70/SE | | | |
| 35 | 08/17.10:00 | 5.50/ENE | 71 | 08/18.22:00 | 8.40/SSE | | | |
| 36 | 08/17.11:00 | 6.10/ENE | 72 | 08/18.23:00 | 8.20/SSE | | | |

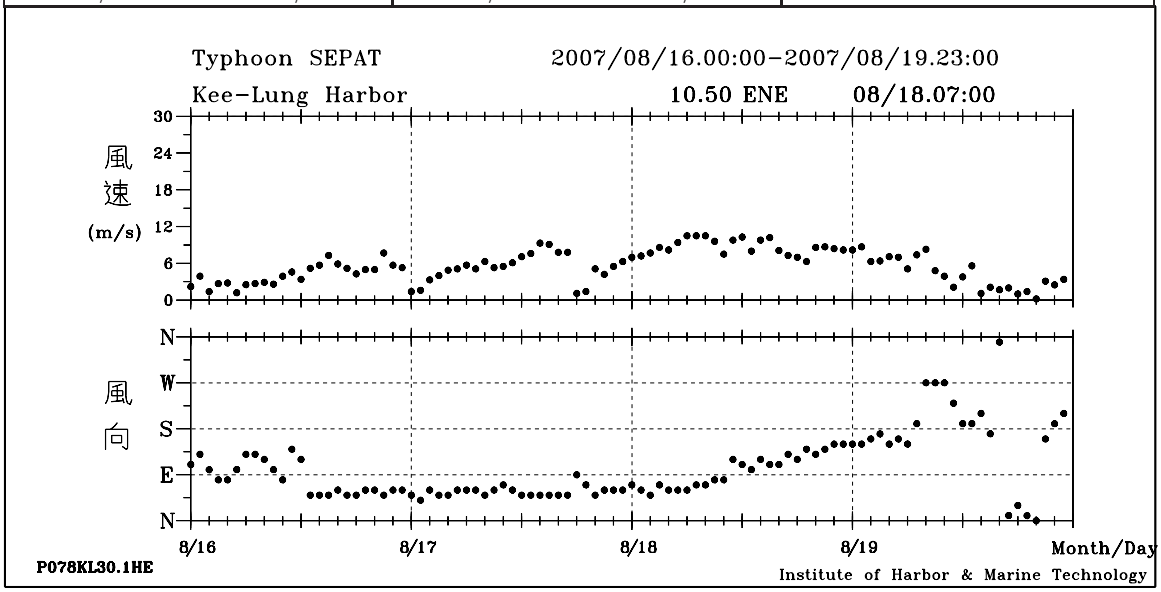


# 圖11.2.3　2007年聖帕 颱風基隆港風速及風向歷線圖

# 表11.2.4　2007年韋帕 颱風基隆港風速及風向報表

**2007年 9月17日 0時 0分～ 2007年 9月19日 23時 0分**

| 序號 | 時 間<br>月/日. 時: 分 | 風速風向<br>(m/s)(來向) | 序號 | 時 間<br>月/日. 時: 分 | 風速風向<br>(m/s)(來向) | 序號 | 時 間<br>月/日. 時: 分 | 風速風向<br>(m/s)(來向) |
|---|---|---|---|---|---|---|---|---|
| 01 | 09/17.00:00 | 3.50/NNE | 37 | 09/18.12:00 | 8.60/NNW | | | |
| 02 | 09/17.01:00 | 3.50/NNE | 38 | 09/18.13:00 | 7.00/NNW | | | |
| 03 | 09/17.02:00 | 5.59/N | 39 | 09/18.14:00 | 5.00/NW | | | |
| 04 | 09/17.03:00 | 4.10/NNE | 40 | 09/18.15:00 | 6.60/W | | | |
| 05 | 09/17.04:00 | 4.50/NNE | 41 | 09/18.16:00 | 7.00/SW | | | |
| 06 | 09/17.05:00 | 5.40/N | 42 | 09/18.17:00 | 8.00/WSW | | | |
| 07 | 09/17.06:00 | 4.70/N | 43 | 09/18.18:00 | 9.40/SW | | | |
| 08 | 09/17.07:00 | 5.70/NNE | 44 | 09/18.19:00 | 8.70/SW | | | |
| 09 | 09/17.08:00 | 5.80/N | 45 | 09/18.20:00 | 9.70/SSW | | | |
| 10 | 09/17.09:00 | 5.20/N | 46 | 09/18.21:00 | 6.50/SSW | | | |
| 11 | 09/17.10:00 | 6.00/N | 47 | 09/18.22:00 | 4.50/SSW | | | |
| 12 | 09/17.11:00 | 5.90/N | 48 | 09/18.23:00 | 4.70/SSW | | | |
| 13 | 09/17.12:00 | 5.20/N | 49 | 09/19.00:00 | 5.90/SW | | | |
| 14 | 09/17.13:00 | 6.00/N | 50 | 09/19.01:00 | 4.00/SSW | | | |
| 15 | 09/17.14:00 | 7.30/N | 51 | 09/19.02:00 | 4.70/SW | | | |
| 16 | 09/17.15:00 | 8.70/N | 52 | 09/19.03:00 | 3.90/SSW | | | |
| 17 | 09/17.16:00 | 8.60/N | 53 | 09/19.04:00 | 4.50/SW | | | |
| 18 | 09/17.17:00 | 8.90/N | 54 | 09/19.05:00 | 3.80/SW | | | |
| 19 | 09/17.18:00 | 9.80/N | 55 | 09/19.06:00 | 3.70/SW | | | |
| 20 | 09/17.19:00 | 7.70/N | 56 | 09/19.07:00 | .90/WSW | | | |
| 21 | 09/17.20:00 | 7.30/N | 57 | 09/19.08:00 | .20/N | | | |
| 22 | 09/17.21:00 | 8.30/N | 58 | 09/19.09:00 | .00/W | | | |
| 23 | 09/17.22:00 | 5.59/N | 59 | 09/19.10:00 | .00/W | | | |
| 24 | 09/17.23:00 | 6.50/N | 60 | 09/19.11:00 | .90/NW | | | |
| 25 | 09/18.00:00 | 8.20/N | 61 | 09/19.12:00 | .70/WNW | | | |
| 26 | 09/18.01:00 | 8.60/N | 62 | 09/19.13:00 | .20/N | | | |
| 27 | 09/18.02:00 | 8.90/NNW | 63 | 09/19.14:00 | .00/W | | | |
| 28 | 09/18.03:00 | 8.70/NNE | 64 | 09/19.15:00 | .80/SSW | | | |
| 29 | 09/18.04:00 | 10.40/N | 65 | 09/19.16:00 | .00/W | | | |
| 30 | 09/18.05:00 | 9.00/N | 66 | 09/19.17:00 | .60/W | | | |
| 31 | 09/18.06:00 | 9.70/N | 67 | 09/19.18:00 | .40/SW | | | |
| 32 | 09/18.07:00 | 7.70/N | 68 | 09/19.19:00 | .00/W | | | |
| 33 | 09/18.08:00 | 6.40/N | 69 | 09/19.20:00 | .00/W | | | |
| 34 | 09/18.09:00 | 8.60/N | 70 | 09/19.21:00 | .00/W | | | |
| 35 | 09/18.10:00 | 10.40/N | 71 | 09/19.22:00 | 1.10/WSW | | | |
| 36 | 09/18.11:00 | 9.40/N | 72 | 09/19.23:00 | .10/N | | | |

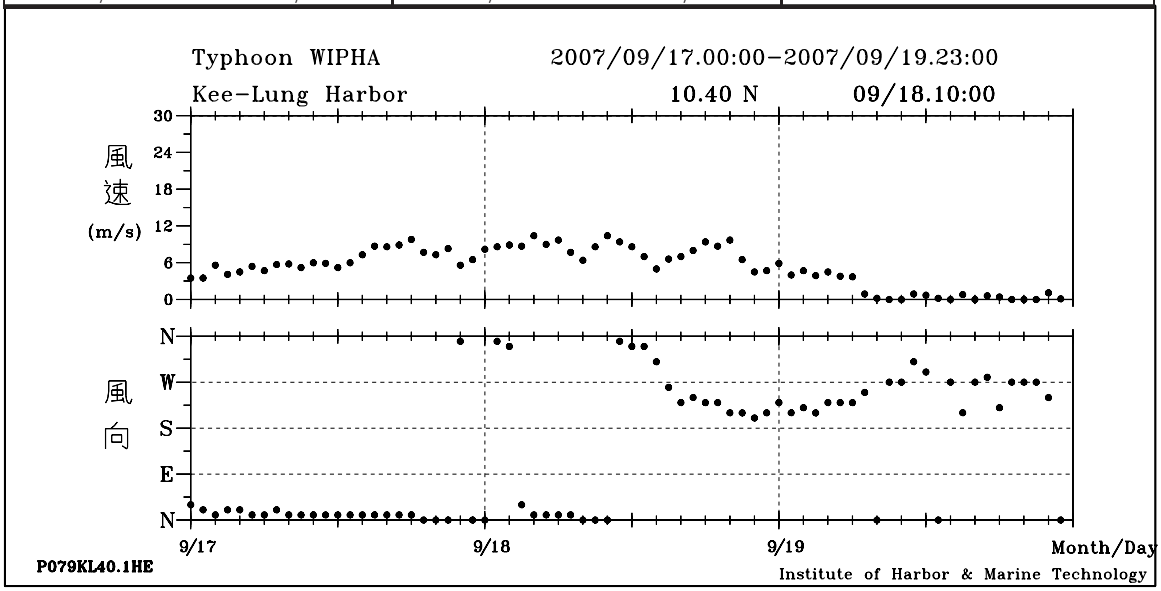


# 圖11.2.4　2007年韋帕 颱風基隆港風速及風向歷線圖

# 表11.2.5　2007年柯羅莎颱風基隆港風速及風向報表

**2007年10月 4日 0時 0分～ 2007年10月 7日23時 0分**

| 序號 | 時 間<br>月/日. 時: 分 | 風速風向<br>(m/s)(來向) | 序號 | 時 間<br>月/日. 時: 分 | 風速風向<br>(m/s)(來向) | 序號 | 時 間<br>月/日. 時: 分 | 風速風向<br>(m/s)(來向) |
|---|---|---|---|---|---|---|---|---|
| 01 | 10/04.00:00 | 1.90/NNE | 37 | 10/05.12:00 | 6.40/NNE | 73 | 10/07.00:00 | 4.40/S |
| 02 | 10/04.01:00 | 2.50/NNE | 38 | 10/05.13:00 | 6.30/N | 74 | 10/07.01:00 | 1.10/SW |
| 03 | 10/04.02:00 | 1.80/NNE | 39 | 10/05.14:00 | 5.10/NNE | 75 | 10/07.02:00 | 1.50/S |
| 04 | 10/04.03:00 | 2.40/NNE | 40 | 10/05.15:00 | 5.30/NNE | 76 | 10/07.03:00 | 2.00/WSW |
| 05 | 10/04.04:00 | 3.20/NNE | 41 | 10/05.16:00 | 6.50/N | 77 | 10/07.04:00 | .99/S |
| 06 | 10/04.05:00 | 3.90/N | 42 | 10/05.17:00 | 6.80/N | 78 | 10/07.05:00 | 1.90/SW |
| 07 | 10/04.06:00 | 3.70/NNE | 43 | 10/05.18:00 | 6.80/N | 79 | 10/07.06:00 | 2.60/SW |
| 08 | 10/04.07:00 | 3.80/NNE | 44 | 10/05.19:00 | 7.30/N | 80 | 10/07.07:00 | 1.20/S |
| 09 | 10/04.08:00 | 5.80/NNE | 45 | 10/05.20:00 | 7.50/N | 81 | 10/07.08:00 | 1.10/SSE |
| 10 | 10/04.09:00 | 5.00/NNE | 46 | 10/05.21:00 | 10.60/N | 82 | 10/07.09:00 | 1.70/SW |
| 11 | 10/04.10:00 | 5.30/N | 47 | 10/05.22:00 | 11.40/N | 83 | 10/07.10:00 | 1.90/SSW |
| 12 | 10/04.11:00 | 4.80/NNE | 48 | 10/05.23:00 | 13.49/N | 84 | 10/07.11:00 | 4.50/SW |
| 13 | 10/04.12:00 | 5.10/NE | 49 | 10/06.00:00 | 13.90/N | 85 | 10/07.12:00 | 3.60/SSW |
| 14 | 10/04.13:00 | 5.40/NE | 50 | 10/06.01:00 | 15.00/N | 86 | 10/07.13:00 | 1.60/SSW |
| 15 | 10/04.14:00 | 5.50/NNE | 51 | 10/06.02:00 | 12.70/N | 87 | 10/07.14:00 | 1.30/WSW |
| 16 | 10/04.15:00 | 4.60/NNE | 52 | 10/06.03:00 | 15.00/N | 88 | 10/07.15:00 | .80/WSW |
| 17 | 10/04.16:00 | 4.90/N | 53 | 10/06.04:00 | 14.20/N | 89 | 10/07.16:00 | .00/W |
| 18 | 10/04.17:00 | 4.60/NNE | 54 | 10/06.05:00 | 18.40/N | 90 | 10/07.17:00 | 2.20/SSW |
| 19 | 10/04.18:00 | 5.30/NNE | 55 | 10/06.06:00 | 13.80/N | 91 | 10/07.18:00 | 1.90/SSW |
| 20 | 10/04.19:00 | 4.80/NNE | 56 | 10/06.07:00 | 15.80/N | 92 | 10/07.19:00 | 1.50/SSW |
| 21 | 10/04.20:00 | 4.60/NNE | 57 | 10/06.08:00 | 16.90/N | 93 | 10/07.20:00 | .80/SW |
| 22 | 10/04.21:00 | 4.70/NNE | 58 | 10/06.09:00 | 18.50/N | 94 | 10/07.21:00 | 1.10/W |
| 23 | 10/04.22:00 | 3.50/N | 59 | 10/06.10:00 | 19.40/N | 95 | 10/07.22:00 | .99/W |
| 24 | 10/04.23:00 | 5.10/N | 60 | 10/06.11:00 | 17.40/N | 96 | 10/07.23:00 | 1.20/W |
| 25 | 10/05.00:00 | 4.40/N | 61 | 10/06.12:00 | 22.80/N | | | |
| 26 | 10/05.01:00 | 6.20/N | 62 | 10/06.13:00 | 22.40/N | | | |
| 27 | 10/05.02:00 | 3.90/N | 63 | 10/06.14:00 | 19.20/NNE | | | |
| 28 | 10/05.03:00 | 4.80/NNE | 64 | 10/06.15:00 | 19.10/NE | | | |
| 29 | 10/05.04:00 | 4.60/N | 65 | 10/06.16:00 | 16.69/NE | | | |
| 30 | 10/05.05:00 | 6.20/N | 66 | 10/06.17:00 | 12.50/NE | | | |
| 31 | 10/05.06:00 | 6.91/N | 67 | 10/06.18:00 | 12.10/NE | | | |
| 32 | 10/05.07:00 | 6.60/N | 68 | 10/06.19:00 | 12.00/NE | | | |
| 33 | 10/05.08:00 | 6.40/N | 69 | 10/06.20:00 | 10.20/NE | | | |
| 34 | 10/05.09:00 | 7.20/N | 70 | 10/06.21:00 | 10.10/NE | | | |
| 35 | 10/05.10:00 | 6.50/NNE | 71 | 10/06.22:00 | 8.50/NE | | | |
| 36 | 10/05.11:00 | 5.00/NNE | 72 | 10/06.23:00 | 13.10/NNE | | | |

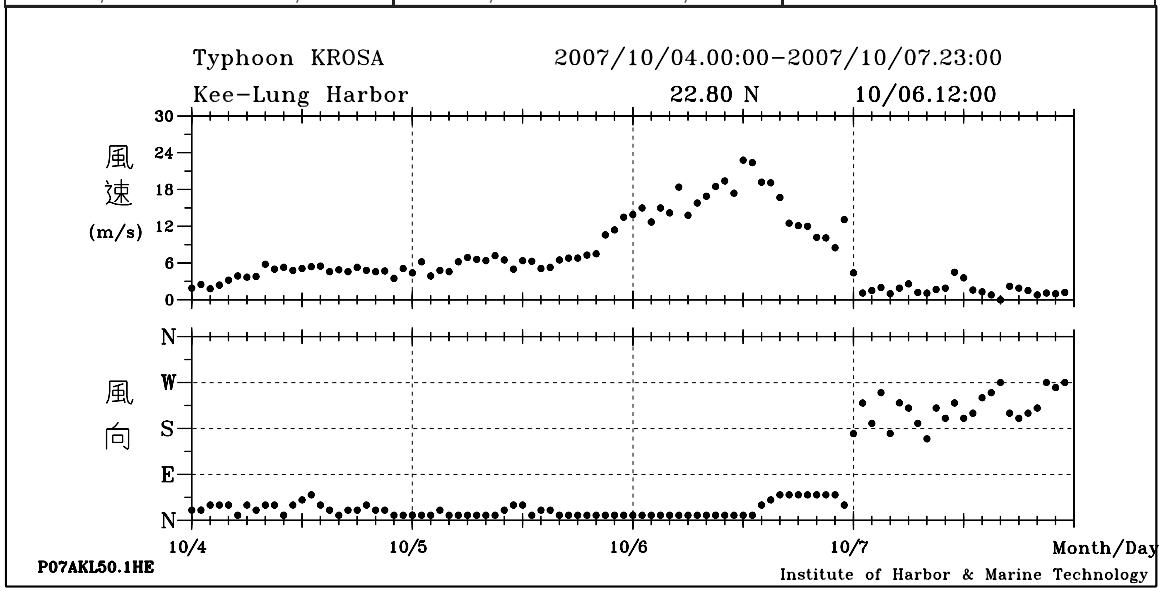


圖11.2.5　2007年柯羅莎颱風基隆港風速及風向歷線圖

# 表11.2.6　2007年米塔 颱風基隆港風速及風向報表

**2007年11月25日 0時 0分～ 2007年11月27日23時 0分**

| 序號 | 時 間<br>月/日. 時: 分 | 風速風向<br>(m/s)(來向) | 序號 | 時 間<br>月/日. 時: 分 | 風速風向<br>(m/s)(來向) | 序號 | 時 間<br>月/日. 時: 分 | 風速風向<br>(m/s)(來向) |
|---|---|---|---|---|---|---|---|---|
| 01 | 11/25.00:00 | 3.60/ENE | 37 | 11/26.12:00 | 6.50/NE | | | |
| 02 | 11/25.01:00 | 5.00/ENE | 38 | 11/26.13:00 | 5.90/NE | | | |
| 03 | 11/25.02:00 | 2.80/E | 39 | 11/26.14:00 | 7.30/NNE | | | |
| 04 | 11/25.03:00 | 4.30/ENE | 40 | 11/26.15:00 | 9.40/NNE | | | |
| 05 | 11/25.04:00 | 4.70/ENE | 41 | 11/26.16:00 | 9.80/NNE | | | |
| 06 | 11/25.05:00 | 2.50/E | 42 | 11/26.17:00 | 7.80/NNE | | | |
| 07 | 11/25.06:00 | 2.80/ENE | 43 | 11/26.18:00 | 9.90/NNE | | | |
| 08 | 11/25.07:00 | 2.10/ENE | 44 | 11/26.19:00 | 8.60/NNE | | | |
| 09 | 11/25.08:00 | 6.10/ENE | 45 | 11/26.20:00 | 8.90/NNE | | | |
| 10 | 11/25.09:00 | 3.40/ENE | 46 | 11/26.21:00 | 8.40/NNE | | | |
| 11 | 11/25.10:00 | 5.50/ENE | 47 | 11/26.22:00 | 7.30/N | | | |
| 12 | 11/25.11:00 | 2.51/NE | 48 | 11/26.23:00 | 8.10/N | | | |
| 13 | 11/25.12:00 | 4.29/NE | 49 | 11/27.00:00 | 12.60/N | | | |
| 14 | 11/25.13:00 | 4.10/NE | 50 | 11/27.01:00 | 8.90/N | | | |
| 15 | 11/25.14:00 | 5.30/NE | 51 | 11/27.02:00 | 8.60/N | | | |
| 16 | 11/25.15:00 | 4.50/ENE | 52 | 11/27.03:00 | 10.40/N | | | |
| 17 | 11/25.16:00 | 4.29/NE | 53 | 11/27.04:00 | 5.20/NNE | | | |
| 18 | 11/25.17:00 | 7.50/NE | 54 | 11/27.05:00 | 5.10/NNE | | | |
| 19 | 11/25.18:00 | 5.30/ENE | 55 | 11/27.06:00 | 11.10/N | | | |
| 20 | 11/25.19:00 | 6.40/ENE | 56 | 11/27.07:00 | 6.30/NNE | | | |
| 21 | 11/25.20:00 | 6.30/ENE | 57 | 11/27.08:00 | 7.30/NNE | | | |
| 22 | 11/25.21:00 | 6.91/NE | 58 | 11/27.09:00 | 7.30/N | | | |
| 23 | 11/25.22:00 | 5.10/NE | 59 | 11/27.10:00 | 10.80/N | | | |
| 24 | 11/25.23:00 | 5.70/NE | 60 | 11/27.11:00 | 12.10/N | | | |
| 25 | 11/26.00:00 | 5.80/ENE | 61 | 11/27.12:00 | 8.80/N | | | |
| 26 | 11/26.01:00 | 5.60/NE | 62 | 11/27.13:00 | 13.30/N | | | |
| 27 | 11/26.02:00 | 4.00/NE | 63 | 11/27.14:00 | 13.90/N | | | |
| 28 | 11/26.03:00 | 5.90/NE | 64 | 11/27.15:00 | 10.90/N | | | |
| 29 | 11/26.04:00 | 2.40/ESE | 65 | 11/27.16:00 | 10.20/N | | | |
| 30 | 11/26.05:00 | 6.20/NE | 66 | 11/27.17:00 | 9.40/N | | | |
| 31 | 11/26.06:00 | 6.20/NE | 67 | 11/27.18:00 | 8.80/N | | | |
| 32 | 11/26.07:00 | 6.40/NE | 68 | 11/27.19:00 | 11.60/N | | | |
| 33 | 11/26.08:00 | 7.00/NE | 69 | 11/27.20:00 | 11.90/N | | | |
| 34 | 11/26.09:00 | 6.00/NE | 70 | 11/27.21:00 | 7.60/N | | | |
| 35 | 11/26.10:00 | 5.90/NE | 71 | 11/27.22:00 | 9.30/N | | | |
| 36 | 11/26.11:00 | 7.80/NE | 72 | 11/27.23:00 | 8.60/N | | | |

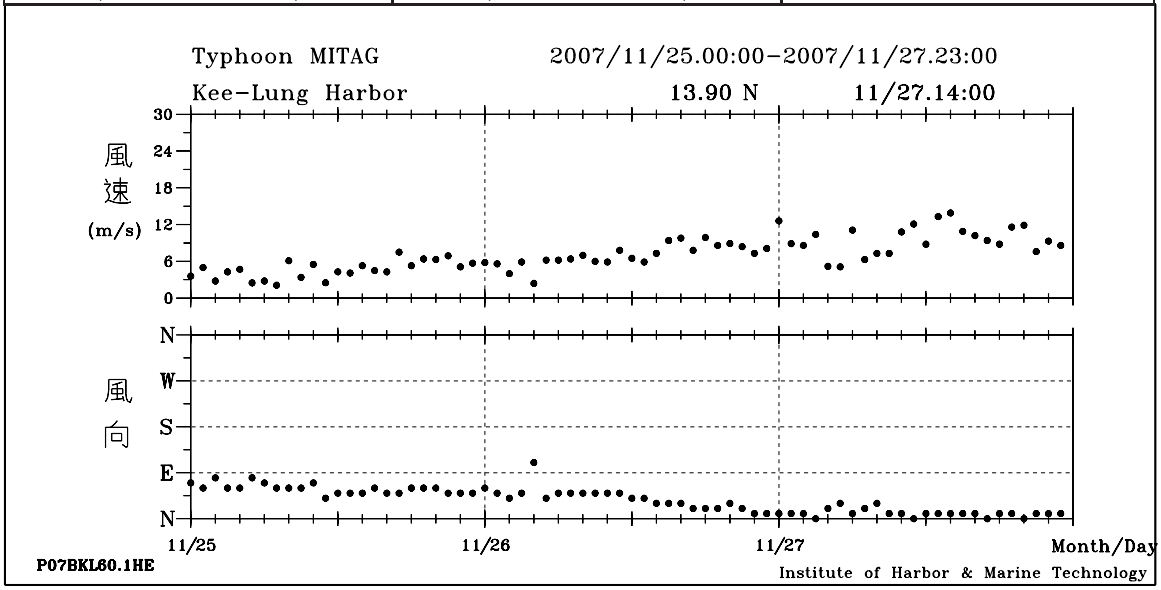


# 圖11.2.6　2007年米塔 颱風基隆港風速及風向歷線圖

## 11.3　2007年臺北港颱風期間風報表、歷線圖

# 表11.3.1　2007年帕布 颱風臺北港風速及風向報表

**2007**年 **8**月 **6**日 **0**時 **0**分～ **2007**年 **8**月 **8**日**23**時 **0**分

| 序號 | 時 間<br>月/日. 時: 分 | 風速風向<br>(m/s)(來向) | 序號 | 時 間<br>月/日. 時: 分 | 風速風向<br>(m/s)(來向) | 序號 | 時 間<br>月/日. 時: 分 | 風速風向<br>(m/s)(來向) |
|---|---|---|---|---|---|---|---|---|
| 01 | 08/06.00:00 | 4.87/SE | 37 | 08/07.12:00 | 7.57/ENE | | | |
| 02 | 08/06.01:00 | 3.92/SE | 38 | 08/07.13:00 | 8.93/E | | | |
| 03 | 08/06.02:00 | 4.32/SE | 39 | 08/07.14:00 | 7.45/E | | | |
| 04 | 08/06.03:00 | 5.16/SE | 40 | 08/07.15:00 | 9.81/ENE | | | |
| 05 | 08/06.04:00 | 5.01/SE | 41 | 08/07.16:00 | 5.78/ENE | | | |
| 06 | 08/06.05:00 | 4.92/SE | 42 | 08/07.17:00 | 11.57/ENE | | | |
| 07 | 08/06.06:00 | 4.54/SE | 43 | 08/07.18:00 | 7.88/ENE | | | |
| 08 | 08/06.07:00 | 3.00/SSE | 44 | 08/07.19:00 | 7.30/ENE | | | |
| 09 | 08/06.08:00 | .28/SE | 45 | 08/07.20:00 | 7.63/NE | | | |
| 10 | 08/06.09:00 | 1.96/WNW | 46 | 08/07.21:00 | 7.14/NE | | | |
| 11 | 08/06.10:00 | 3.57/W | 47 | 08/07.22:00 | 4.15/ENE | | | |
| 12 | 08/06.11:00 | 4.05/WNW | 48 | 08/07.23:00 | 10.69/NNE | | | |
| 13 | 08/06.12:00 | 4.28/NNW | 49 | 08/08.00:00 | 4.68/NE | | | |
| 14 | 08/06.13:00 | 6.68/N | 50 | 08/08.01:00 | 3.92/NNE | | | |
| 15 | 08/06.14:00 | 7.83/N | 51 | 08/08.02:00 | 6.41/NE | | | |
| 16 | 08/06.15:00 | 8.38/N | 52 | 08/08.03:00 | 6.54/NE | | | |
| 17 | 08/06.16:00 | 7.76/N | 53 | 08/08.04:00 | 12.00/ENE | | | |
| 18 | 08/06.17:00 | 5.11/ENE | 54 | 08/08.05:00 | 9.22/E | | | |
| 19 | 08/06.18:00 | 9.84/E | 55 | 08/08.06:00 | 12.45/ENE | | | |
| 20 | 08/06.19:00 | 8.21/E | 56 | 08/08.07:00 | 11.94/ENE | | | |
| 21 | 08/06.20:00 | 5.91/E | 57 | 08/08.08:00 | 11.12/ENE | | | |
| 22 | 08/06.21:00 | 6.67/E | 58 | 08/08.09:00 | 11.36/ENE | | | |
| 23 | 08/06.22:00 | 5.40/ENE | 59 | 08/08.10:00 | 9.96/ENE | | | |
| 24 | 08/06.23:00 | 6.76/E | 60 | 08/08.11:00 | 9.47/ENE | | | |
| 25 | 08/07.00:00 | 2.44/E | 61 | 08/08.12:00 | 8.27/NE | | | |
| 26 | 08/07.01:00 | 1.08/NE | 62 | 08/08.13:00 | 11.90/E | | | |
| 27 | 08/07.02:00 | 3.27/ENE | 63 | 08/08.14:00 | 13.48/ENE | | | |
| 28 | 08/07.03:00 | 3.10/ENE | 64 | 08/08.15:00 | 11.95/ENE | | | |
| 29 | 08/07.04:00 | 2.21/ENE | 65 | 08/08.16:00 | 11.57/E | | | |
| 30 | 08/07.05:00 | 2.64/ENE | 66 | 08/08.17:00 | 10.66/E | | | |
| 31 | 08/07.06:00 | 3.07/ENE | 67 | 08/08.18:00 | 8.07/NE | | | |
| 32 | 08/07.07:00 | 4.89/E | 68 | 08/08.19:00 | 9.23/ENE | | | |
| 33 | 08/07.08:00 | 5.25/ENE | 69 | 08/08.20:00 | 5.39/NE | | | |
| 34 | 08/07.09:00 | 2.95/ENE | 70 | 08/08.21:00 | 7.99/ENE | | | |
| 35 | 08/07.10:00 | 3.83/ENE | 71 | 08/08.22:00 | 7.45/ENE | | | |
| 36 | 08/07.11:00 | 9.14/E | 72 | 08/08.23:00 | 11.44/E | | | |

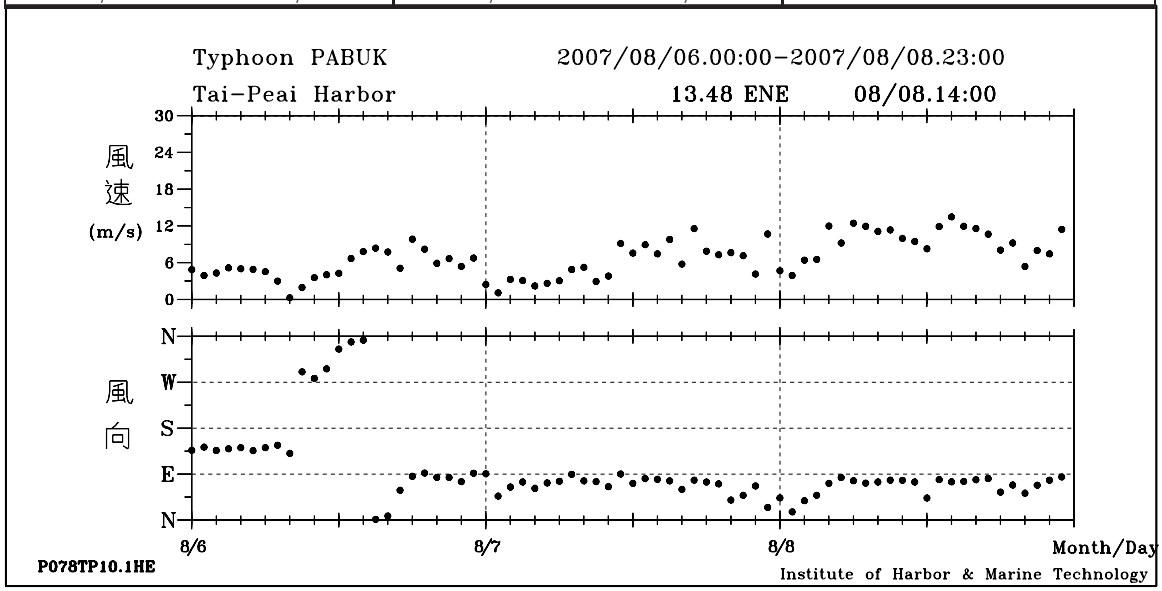


# 圖11.3.1　2007年帕布 颱風臺北港風速及風向歷線圖

# 表11.3.2　2007年梧提 颱風臺北港風速及風向報表

**2007**年 **8**月 **8**日 **0**時 **0**分～ **2007**年 **8**月 **9**日**23**時 **0**分

| 序號 | 時 間<br>月/日. 時: 分 | 風速風向<br>(m/s)(來向) | 序號 | 時 間<br>月/日. 時: 分 | 風速風向<br>(m/s)(來向) | 序號 | 時 間<br>月/日. 時: 分 | 風速風向<br>(m/s)(來向) |
|---|---|---|---|---|---|---|---|---|
| 01 | 08/08.00:00 | 4.68/NE | 37 | 08/09.12:00 | 6.63/WSW | | | |
| 02 | 08/08.01:00 | 3.92/NNE | 38 | 08/09.13:00 | 6.42/WSW | | | |
| 03 | 08/08.02:00 | 6.41/NE | 39 | 08/09.14:00 | 5.11/WSW | | | |
| 04 | 08/08.03:00 | 6.54/NE | 40 | 08/09.15:00 | 3.40/W | | | |
| 05 | 08/08.04:00 | 12.00/ENE | 41 | 08/09.16:00 | 2.75/WNW | | | |
| 06 | 08/08.05:00 | 9.22/E | 42 | 08/09.17:00 | 2.89/NNW | | | |
| 07 | 08/08.06:00 | 12.45/ENE | 43 | 08/09.18:00 | 7.04/E | | | |
| 08 | 08/08.07:00 | 11.94/ENE | 44 | 08/09.19:00 | 7.63/E | | | |
| 09 | 08/08.08:00 | 11.12/ENE | 45 | 08/09.20:00 | 8.92/E | | | |
| 10 | 08/08.09:00 | 11.36/ENE | 46 | 08/09.21:00 | 7.90/E | | | |
| 11 | 08/08.10:00 | 9.96/ENE | 47 | 08/09.22:00 | 6.74/E | | | |
| 12 | 08/08.11:00 | 9.47/ENE | 48 | 08/09.23:00 | 8.15/E | | | |
| 13 | 08/08.12:00 | 8.27/NE | | | | | | |
| 14 | 08/08.13:00 | 11.90/E | | | | | | |
| 15 | 08/08.14:00 | 13.48/ENE | | | | | | |
| 16 | 08/08.15:00 | 11.95/ENE | | | | | | |
| 17 | 08/08.16:00 | 11.57/E | | | | | | |
| 18 | 08/08.17:00 | 10.66/E | | | | | | |
| 19 | 08/08.18:00 | 8.07/NE | | | | | | |
| 20 | 08/08.19:00 | 9.23/ENE | | | | | | |
| 21 | 08/08.20:00 | 5.39/NE | | | | | | |
| 22 | 08/08.21:00 | 7.99/ENE | | | | | | |
| 23 | 08/08.22:00 | 7.45/ENE | | | | | | |
| 24 | 08/08.23:00 | 11.44/E | | | | | | |
| 25 | 08/09.00:00 | 12.49/E | | | | | | |
| 26 | 08/09.01:00 | 13.78/E | | | | | | |
| 27 | 08/09.02:00 | 13.49/E | | | | | | |
| 28 | 08/09.03:00 | 13.16/ENE | | | | | | |
| 29 | 08/09.04:00 | 11.57/E | | | | | | |
| 30 | 08/09.05:00 | 11.02/E | | | | | | |
| 31 | 08/09.06:00 | 13.03/E | | | | | | |
| 32 | 08/09.07:00 | 8.72/E | | | | | | |
| 33 | 08/09.08:00 | 10.07/E | | | | | | |
| 34 | 08/09.09:00 | 12.25/E | | | | | | |
| 35 | 08/09.10:00 | 10.54/E | | | | | | |
| 36 | 08/09.11:00 | 9.61/E | | | | | | |

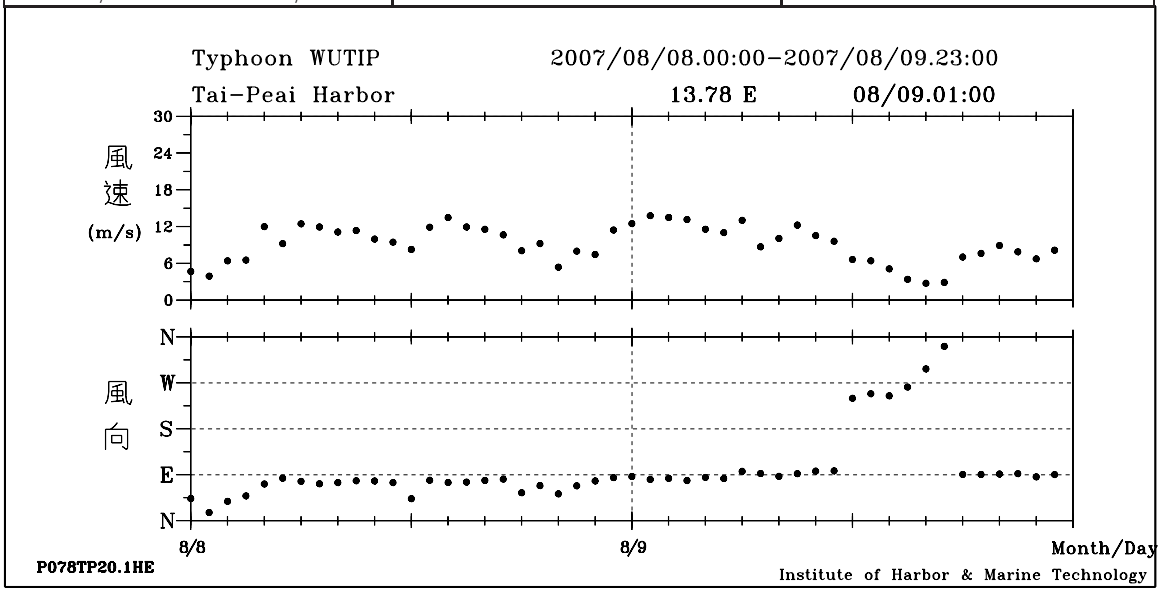


圖11.3.2　2007年梧提 颱風臺北港風速及風向歷線圖

# 表11.3.3　2007年聖帕 颱風臺北港風速及風向報表

**2007年 8月16日 0時 0分～ 2007年 8月19日 23時 0分**

| 序號 | 時 間<br>月/日. 時: 分 | 風速風向<br>(m/s)(來向) | 序號 | 時 間<br>月/日. 時: 分 | 風速風向<br>(m/s)(來向) | 序號 | 時 間<br>月/日. 時: 分 | 風速風向<br>(m/s)(來向) |
|---|---|---|---|---|---|---|---|---|
| 01 | 08/16.00:00 | 6.06/SE | 37 | 08/17.12:00 | 9.84/NE | 73 | 08/19.02:00 | 3.09/ENE |
| 02 | 08/16.01:00 | 7.84/ESE | 38 | 08/17.13:00 | 12.62/NE | 74 | 08/19.03:00 | 4.31/NNE |
| 03 | 08/16.02:00 | 6.55/ESE | 39 | 08/17.14:00 | 7.96/NE | 75 | 08/19.04:00 | 6.57/NNE |
| 04 | 08/16.03:00 | 4.66/ESE | 40 | 08/17.15:00 | 6.23/NE | 76 | 08/19.05:00 | 2.72/ENE |
| 05 | 08/16.04:00 | 3.40/ESE | 41 | 08/17.16:00 | 7.79/NE | 77 | 08/19.06:00 | 3.82/S |
| 06 | 08/16.05:00 | 3.78/E | 42 | 08/17.17:00 | 10.42/E | 78 | 08/19.07:00 | 3.37/SSW |
| 07 | 08/16.06:00 | 6.63/ESE | 43 | 08/17.18:00 | 5.58/ENE | 79 | 08/19.08:00 | 3.29/SW |
| 08 | 08/16.07:00 | 7.37/E | 44 | 08/17.19:00 | 9.82/ENE | 80 | 08/19.09:00 | 2.77/NNE |
| 09 | 08/16.08:00 | 9.78/E | 45 | 08/17.20:00 | 10.39/NE | 81 | 08/19.10:00 | 2.01/WNW |
| 10 | 08/16.09:00 | 10.06/E | 46 | 08/17.21:00 | 10.01/NE | 82 | 08/19.11:00 | 2.33/SW |
| 11 | 08/16.10:00 | 10.13/E | 47 | 08/17.22:00 | 9.88/NE | 83 | 08/19.12:00 | .40/ESE |
| 12 | 08/16.11:00 | 9.73/ENE | 48 | 08/17.23:00 | 12.17/NE | 84 | 08/19.14:00 | 2.49/SW |
| 13 | 08/16.12:00 | 8.31/ENE | 49 | 08/18.00:00 | 8.05/ENE | 85 | 08/19.15:00 | .98/ENE |
| 14 | 08/16.13:00 | 7.61/NE | 50 | 08/18.01:00 | 12.78/NE | 86 | 08/19.16:00 | 1.44/SE |
| 15 | 08/16.14:00 | 8.89/NE | 51 | 08/18.02:00 | 14.67/NE | 87 | 08/19.17:00 | 3.75/NE |
| 16 | 08/16.15:00 | 9.91/ENE | 52 | 08/18.03:00 | 14.90/NE | 88 | 08/19.18:00 | 2.87/N |
| 17 | 08/16.16:00 | 7.49/ENE | 53 | 08/18.05:00 | 16.79/NE | 89 | 08/19.19:00 | 1.27/SSW |
| 18 | 08/16.17:00 | 6.29/ENE | 54 | 08/18.06:00 | 18.40/NE | 90 | 08/19.20:00 | 3.77/NE |
| 19 | 08/16.18:00 | 4.78/NE | 55 | 08/18.07:00 | 17.54/NE | 91 | 08/19.21:00 | 1.26/SSW |
| 20 | 08/16.19:00 | 6.93/NE | 56 | 08/18.08:00 | 18.76/ENE | 92 | 08/19.22:00 | .97/WSW |
| 21 | 08/16.20:00 | 8.82/NNE | 57 | 08/18.09:00 | 19.77/ENE | 93 | 08/19.23:00 | 1.72/W |
| 22 | 08/16.21:00 | 4.68/ENE | 58 | 08/18.10:00 | 19.02/ENE | | | |
| 23 | 08/16.22:00 | 5.03/E | 59 | 08/18.11:00 | 18.89/ENE | | | |
| 24 | 08/16.23:00 | 6.26/ENE | 60 | 08/18.13:00 | 17.80/ENE | | | |
| 25 | 08/17.00:00 | 7.27/ENE | 61 | 08/18.14:00 | 14.84/ENE | | | |
| 26 | 08/17.01:00 | 7.71/E | 62 | 08/18.15:00 | 16.33/E | | | |
| 27 | 08/17.02:00 | 4.35/NE | 63 | 08/18.16:00 | 18.79/E | | | |
| 28 | 08/17.03:00 | 2.93/N | 64 | 08/18.17:00 | 17.54/E | | | |
| 29 | 08/17.04:00 | 5.54/E | 65 | 08/18.18:00 | 21.34/E | | | |
| 30 | 08/17.05:00 | 4.88/ENE | 66 | 08/18.19:00 | 18.20/ESE | | | |
| 31 | 08/17.06:00 | 8.63/ENE | 67 | 08/18.20:00 | 14.17/ESE | | | |
| 32 | 08/17.07:00 | 5.80/ENE | 68 | 08/18.21:00 | 13.30/ESE | | | |
| 33 | 08/17.08:00 | 6.37/NE | 69 | 08/18.22:00 | 14.74/ESE | | | |
| 34 | 08/17.09:00 | 8.37/NE | 70 | 08/18.23:00 | 5.96/SE | | | |
| 35 | 08/17.10:00 | 9.01/NE | 71 | 08/19.00:00 | 2.52/S | | | |
| 36 | 08/17.11:00 | 10.20/NE | 72 | 08/19.01:00 | 2.57/SSW | | | |

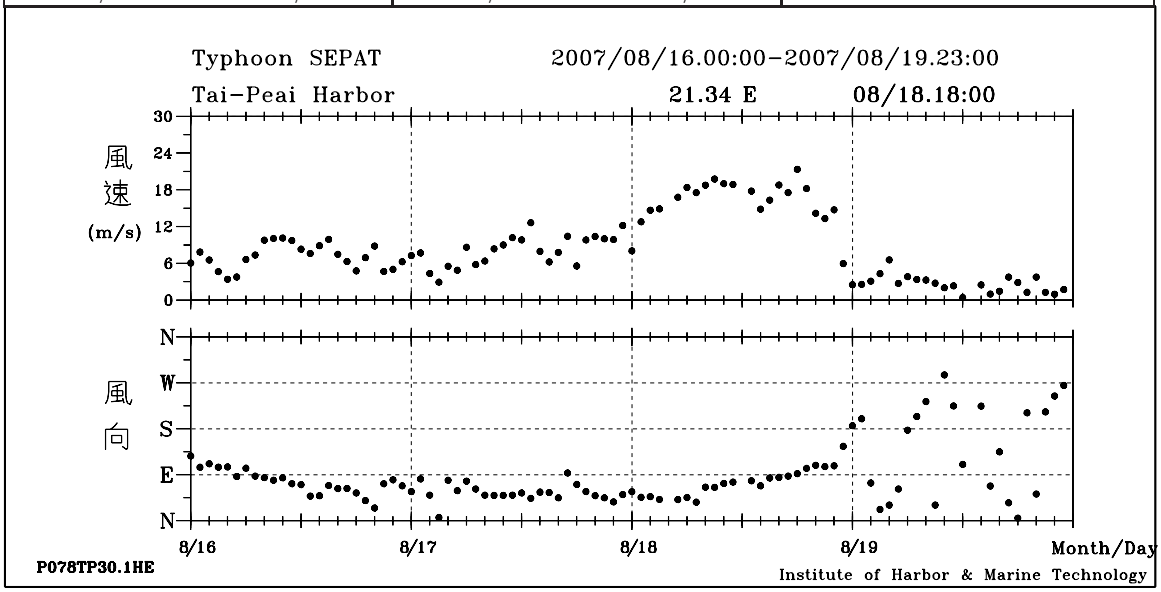


# 圖11.3.3　2007年聖帕 颱風臺北港風速及風向歷線圖

# 表11.3.4　2007年韋帕 颱風臺北港風速及風向報表

**2007**年 **9**月**17**日 **0**時 **0**分～ **2007**年 **9**月**19**日**23**時 **0**分

| 序號 | 時 間<br>月/日. 時: 分 | 風速風向<br>(m/s)(來向) | 序號 | 時 間<br>月/日. 時: 分 | 風速風向<br>(m/s)(來向) | 序號 | 時 間<br>月/日. 時: 分 | 風速風向<br>(m/s)(來向) |
|---|---|---|---|---|---|---|---|---|
| 01 | 09/17.00:00 | 6.58/NNE | 37 | 09/18.12:00 | 14.25/NW | | | |
| 02 | 09/17.01:00 | 8.64/NNE | 38 | 09/18.13:00 | 14.74/WNW | | | |
| 03 | 09/17.02:00 | 5.63/NNE | 39 | 09/18.14:00 | 16.31/W | | | |
| 04 | 09/17.03:00 | 7.63/N | 40 | 09/18.15:00 | 18.12/W | | | |
| 05 | 09/17.04:00 | 8.63/N | 41 | 09/18.16:00 | 21.09/WSW | | | |
| 06 | 09/17.05:00 | 8.14/N | 42 | 09/18.17:00 | 23.38/SW | | | |
| 07 | 09/17.06:00 | 8.84/N | 43 | 09/18.18:00 | 22.48/SW | | | |
| 08 | 09/17.07:00 | 9.43/NNW | 44 | 09/18.19:00 | 16.67/SSW | | | |
| 09 | 09/17.08:00 | 10.35/NNW | 45 | 09/18.20:00 | 17.41/S | | | |
| 10 | 09/17.09:00 | 10.71/NNW | 46 | 09/18.21:00 | 15.23/S | | | |
| 11 | 09/17.10:00 | 10.32/N | 47 | 09/18.22:00 | 13.55/S | | | |
| 12 | 09/17.11:00 | 9.22/NNW | 48 | 09/18.23:00 | 10.98/S | | | |
| 13 | 09/17.12:00 | 11.48/NNW | 49 | 09/19.00:00 | 10.86/SSW | | | |
| 14 | 09/17.13:00 | 12.21/NNW | 50 | 09/19.01:00 | 10.96/SSW | | | |
| 15 | 09/17.14:00 | 14.02/NNW | 51 | 09/19.02:00 | 11.67/SSW | | | |
| 16 | 09/17.15:00 | 13.83/NNW | 52 | 09/19.03:00 | 7.52/S | | | |
| 17 | 09/17.16:00 | 13.24/NNW | 53 | 09/19.04:00 | 6.94/S | | | |
| 18 | 09/17.17:00 | 14.86/NNW | 54 | 09/19.05:00 | 2.84/ESE | | | |
| 19 | 09/17.18:00 | 15.09/NNW | 55 | 09/19.06:00 | 2.71/E | | | |
| 20 | 09/17.19:00 | 16.07/NNW | 56 | 09/19.07:00 | 2.09/E | | | |
| 21 | 09/17.20:00 | 15.80/NNW | 57 | 09/19.08:00 | 2.66/SE | | | |
| 22 | 09/17.21:00 | 15.45/NNW | 58 | 09/19.09:00 | 2.37/ENE | | | |
| 23 | 09/17.22:00 | 16.61/NNW | 59 | 09/19.10:00 | 2.65/ENE | | | |
| 24 | 09/17.23:00 | 17.78/NW | 60 | 09/19.11:00 | 3.17/ENE | | | |
| 25 | 09/18.00:00 | 16.84/NW | 61 | 09/19.12:00 | 2.49/ENE | | | |
| 26 | 09/18.01:00 | 17.59/NW | 62 | 09/19.13:00 | 2.61/ENE | | | |
| 27 | 09/18.02:00 | 15.62/NW | 63 | 09/19.14:00 | 2.46/E | | | |
| 28 | 09/18.03:00 | 13.29/N | 64 | 09/19.15:00 | 2.69/ENE | | | |
| 29 | 09/18.04:00 | 10.40/NNW | 65 | 09/19.16:00 | 3.82/E | | | |
| 30 | 09/18.05:00 | 12.41/NW | 66 | 09/19.17:00 | 1.23/SSE | | | |
| 31 | 09/18.06:00 | 13.81/NNW | 67 | 09/19.18:00 | .86/NE | | | |
| 32 | 09/18.07:00 | 15.41/NW | 68 | 09/19.19:00 | .47/ENE | | | |
| 33 | 09/18.08:00 | 16.53/NW | 69 | 09/19.20:00 | .19/WSW | | | |
| 34 | 09/18.09:00 | 17.13/NW | 70 | 09/19.21:00 | 1.67/ENE | | | |
| 35 | 09/18.10:00 | 15.11/NW | 71 | 09/19.22:00 | .32/ESE | | | |
| 36 | 09/18.11:00 | 16.16/NW | 72 | 09/19.23:00 | 2.90/E | | | |

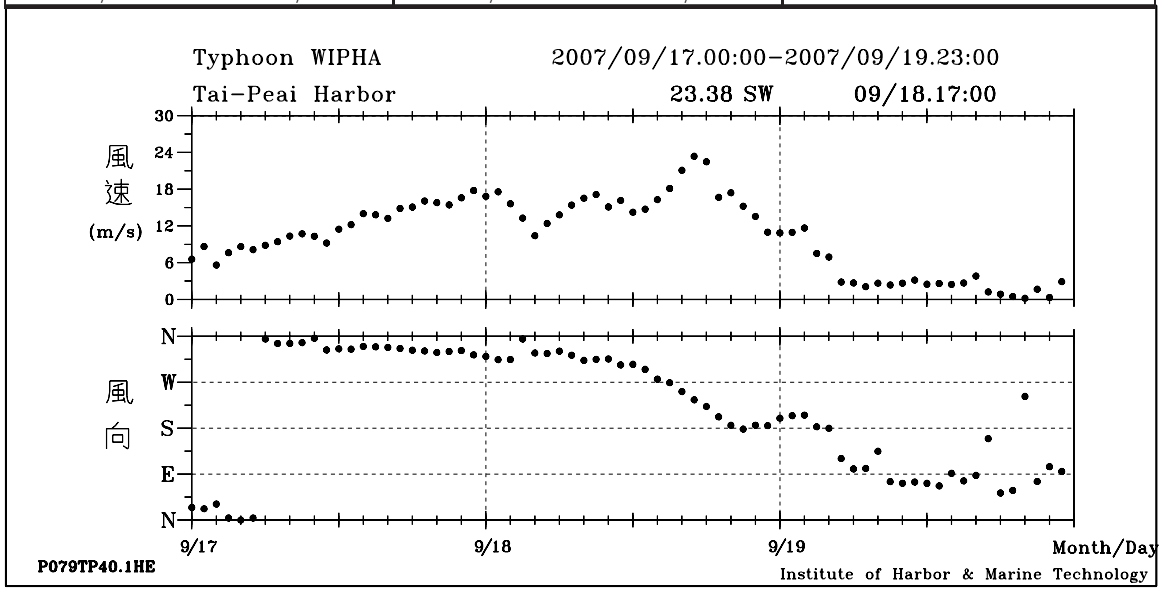


# 圖11.3.4　2007年韋帕 颱風臺北港風速及風向歷線圖

# 表11.3.5　2007年柯羅莎颱風臺北港風速及風向報表

**2007年10月 4日 0時 0分～ 2007年10月 7日23時 0分**

| 序號 | 時 間<br>月/日. 時: 分 | 風速風向<br>(m/s)(來向) | 序號 | 時 間<br>月/日. 時: 分 | 風速風向<br>(m/s)(來向) | 序號 | 時 間<br>月/日. 時: 分 | 風速風向<br>(m/s)(來向) |
|---|---|---|---|---|---|---|---|---|
| 01 | 10/04.00:00 | 11.57/NE | 37 | 10/05.12:00 | 16.21/NE | 73 | 10/07.00:00 | 16.01/SW |
| 02 | 10/04.01:00 | 8.21/ENE | 38 | 10/05.13:00 | 11.97/NE | 74 | 10/07.01:00 | 10.38/SSW |
| 03 | 10/04.02:00 | 9.89/NE | 39 | 10/05.14:00 | 16.81/NE | 75 | 10/07.02:00 | 11.27/S |
| 04 | 10/04.03:00 | 11.37/NE | 40 | 10/05.15:00 | 14.14/NE | 76 | 10/07.03:00 | 12.56/S |
| 05 | 10/04.04:00 | 8.60/ENE | 41 | 10/05.16:00 | 16.61/NE | 77 | 10/07.04:00 | 13.75/S |
| 06 | 10/04.05:00 | 10.28/ENE | 42 | 10/05.17:00 | 14.44/NE | 78 | 10/07.05:00 | 17.01/S |
| 07 | 10/04.06:00 | 9.00/NE | 43 | 10/05.18:00 | 15.43/NE | 79 | 10/07.06:00 | 15.82/SSW |
| 08 | 10/04.07:00 | 12.86/NE | 44 | 10/05.19:00 | 15.43/NNE | 80 | 10/07.07:00 | 20.67/SW |
| 09 | 10/04.08:00 | 10.38/NE | 45 | 10/05.20:00 | 14.44/NE | 81 | 10/07.08:00 | 19.58/SW |
| 10 | 10/04.09:00 | 11.97/NE | 46 | 10/05.21:00 | 15.73/NE | 82 | 10/07.09:00 | 21.66/SW |
| 11 | 10/04.10:00 | 8.01/NE | 47 | 10/05.22:00 | 18.59/NNE | 83 | 10/07.10:00 | 17.41/SW |
| 12 | 10/04.11:00 | 13.75/NE | 48 | 10/05.23:00 | 17.11/NNE | 84 | 10/07.11:00 | 11.77/SW |
| 13 | 10/04.12:00 | 11.18/NE | 49 | 10/06.00:00 | 19.28/NNE | 85 | 10/07.12:00 | 11.27/SW |
| 14 | 10/04.13:00 | 13.45/ENE | 50 | 10/06.01:00 | 18.49/NNE | 86 | 10/07.13:00 | 12.36/SW |
| 15 | 10/04.14:00 | 12.47/NE | 51 | 10/06.02:00 | 17.41/NNE | 87 | 10/07.14:00 | 8.31/SW |
| 16 | 10/04.15:00 | 11.87/ENE | 52 | 10/06.03:00 | 17.60/NNE | 88 | 10/07.15:00 | 9.10/WSW |
| 17 | 10/04.16:00 | 12.16/NE | 53 | 10/06.04:00 | 18.59/NNE | 89 | 10/07.16:00 | 9.59/WSW |
| 18 | 10/04.17:00 | 12.86/NE | 54 | 10/06.05:00 | 17.70/NNE | 90 | 10/07.17:00 | 9.10/SW |
| 19 | 10/04.18:00 | 14.24/NE | 55 | 10/06.06:00 | 19.38/NNE | 91 | 10/07.18:00 | 3.46/SSE |
| 20 | 10/04.19:00 | 10.98/ENE | 56 | 10/06.07:00 | 18.40/NNE | 92 | 10/07.19:00 | 2.77/SSE |
| 21 | 10/04.20:00 | 11.27/NE | 57 | 10/06.08:00 | 20.47/NNE | 93 | 10/07.20:00 | 1.68/ESE |
| 22 | 10/04.21:00 | 10.88/NE | 58 | 10/06.09:00 | 19.48/NNE | 94 | 10/07.21:00 | 1.98/SE |
| 23 | 10/04.22:00 | 13.75/NE | 59 | 10/06.10:00 | 22.85/NNE | 95 | 10/07.22:00 | .89/S |
| 24 | 10/04.23:00 | 11.47/NE | 60 | 10/06.11:00 | 24.43/NNE | 96 | 10/07.23:00 | 4.75/S |
| 25 | 10/05.00:00 | 8.21/NE | 61 | 10/06.12:00 | 32.04/NNE | | | |
| 26 | 10/05.01:00 | 14.34/NE | 62 | 10/06.13:00 | 27.99/NNE | | | |
| 27 | 10/05.02:00 | 14.34/NE | 63 | 10/06.14:00 | 33.42/NNE | | | |
| 28 | 10/05.03:00 | 12.56/NE | 64 | 10/06.15:00 | 32.53/NE | | | |
| 29 | 10/05.04:00 | 11.77/NE | 65 | 10/06.16:00 | 24.23/NE | | | |
| 30 | 10/05.05:00 | 11.77/NE | 66 | 10/06.17:00 | 21.16/NE | | | |
| 31 | 10/05.06:00 | 12.46/NE | 67 | 10/06.18:00 | 14.83/ENE | | | |
| 32 | 10/05.07:00 | 13.55/NE | 68 | 10/06.19:00 | 12.76/NE | | | |
| 33 | 10/05.08:00 | 14.14/NE | 69 | 10/06.20:00 | 11.67/NE | | | |
| 34 | 10/05.09:00 | 14.93/NE | 70 | 10/06.21:00 | 15.03/NE | | | |
| 35 | 10/05.10:00 | 15.02/NE | 71 | 10/06.22:00 | 10.38/NE | | | |
| 36 | 10/05.11:00 | 18.00/NE | 72 | 10/06.23:00 | 8.80/NE | | | |

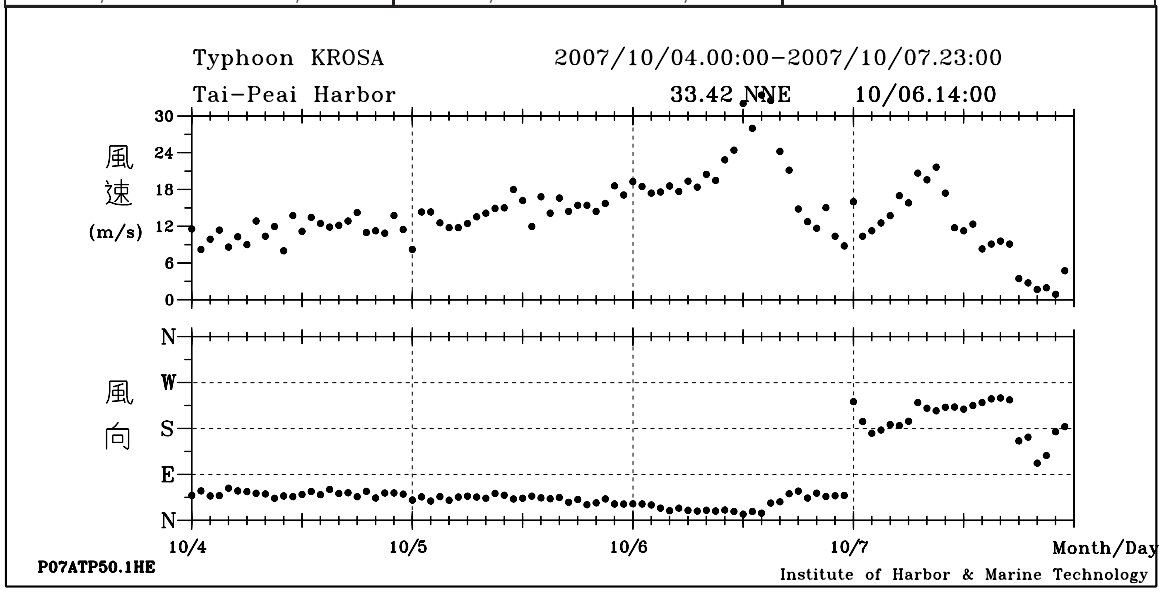


圖11.3.5　2007年柯羅莎颱風臺北港風速及風向歷線圖

# 表11.3.6　2007年米塔 颱風臺北港風速及風向報表

**2007年11月25日 0時 0分～ 2007年11月27日23時 0分**

| 序號 | 時 間<br>月/日. 時: 分 | 風速風向<br>(m/s)(來向) | 序號 | 時 間<br>月/日. 時: 分 | 風速風向<br>(m/s)(來向) | 序號 | 時 間<br>月/日. 時: 分 | 風速風向<br>(m/s)(來向) |
|---|---|---|---|---|---|---|---|---|
| 01 | 11/25.00:00 | 9.89/ENE | | | | | | |
| 02 | 11/25.01:00 | 10.28/ENE | | | | | | |
| 03 | 11/25.02:00 | 8.50/ENE | | | | | | |
| 04 | 11/25.03:00 | 12.76/ENE | | | | | | |
| 05 | 11/25.04:00 | 8.50/ENE | | | | | | |
| 06 | 11/25.05:00 | 10.58/ENE | | | | | | |
| 07 | 11/25.06:00 | 10.19/ENE | | | | | | |
| 08 | 11/25.07:00 | 10.09/ENE | | | | | | |
| 09 | 11/25.08:00 | 5.14/NE | | | | | | |
| 10 | 11/25.09:00 | 9.49/ENE | | | | | | |
| 11 | 11/25.10:00 | 6.92/ENE | | | | | | |
| 12 | 11/25.11:00 | 9.39/ENE | | | | | | |
| 13 | 11/25.12:00 | 10.78/ENE | | | | | | |
| 14 | 11/25.13:00 | 11.08/ENE | | | | | | |
| 15 | 11/25.14:00 | 10.88/ENE | | | | | | |
| 16 | 11/25.15:00 | 10.48/NE | | | | | | |
| 17 | 11/25.16:00 | 10.78/NE | | | | | | |
| 18 | 11/25.17:00 | 13.25/NE | | | | | | |
| 19 | 11/25.18:00 | 11.97/NE | | | | | | |
| 20 | 11/25.19:00 | 15.63/ENE | | | | | | |
| 21 | 11/25.20:00 | 13.25/NE | | | | | | |
| 22 | 11/25.21:00 | 14.04/ENE | | | | | | |

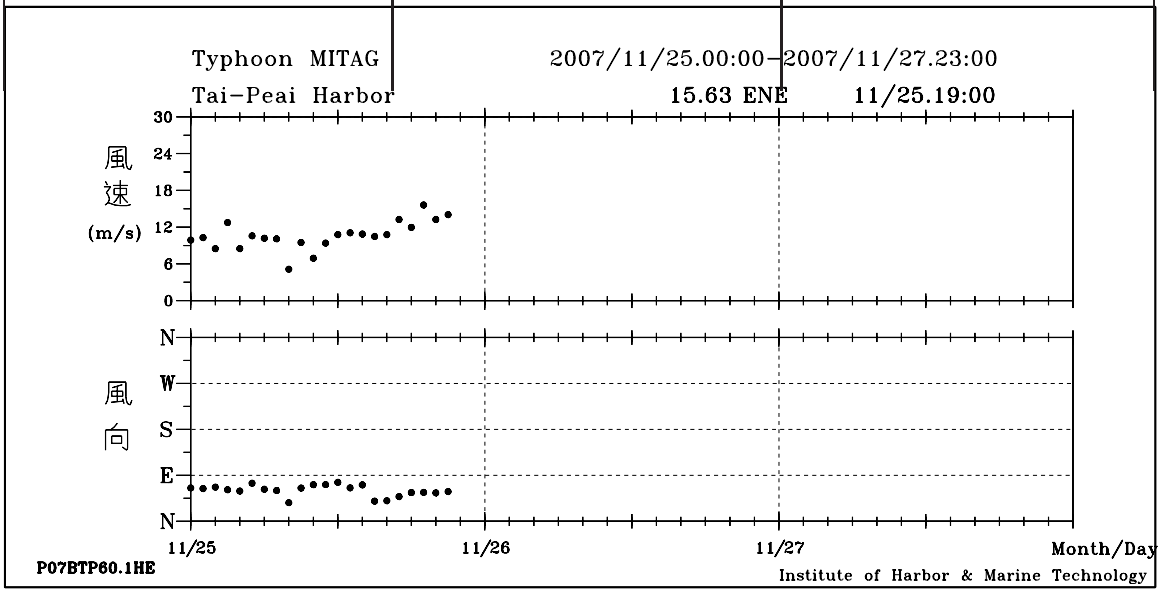


# 圖11.3.6　2007年米塔 颱風臺北港風速及風向歷線圖

## 11.4　2007年臺中港颱風期間風報表、歷線圖

# 表11.4.1　2007年帕布 颱風臺中港風速及風向報表

**2007年 8月 6日 0時 0分～ 2007年 8月 8日23時 0分**

| 序號 | 時 間<br>月/日. 時: 分 | 風速風向<br>(m/s)(來向) | 序號 | 時 間<br>月/日. 時: 分 | 風速風向<br>(m/s)(來向) | 序號 | 時 間<br>月/日. 時: 分 | 風速風向<br>(m/s)(來向) |
|---|---|---|---|---|---|---|---|---|
| 01 | 08/06.00:00 | 1.00/N | 37 | 08/07.12:00 | 4.06/NNE | | | |
| 02 | 08/06.01:00 | 1.01/NNW | 38 | 08/07.13:00 | 4.55/NNE | | | |
| 03 | 08/06.02:00 | 1.74/N | 39 | 08/07.14:00 | 4.16/NNE | | | |
| 04 | 08/06.03:00 | 1.95/NNW | 40 | 08/07.15:00 | 5.35/NNE | | | |
| 05 | 08/06.04:00 | 2.61/N | 41 | 08/07.16:00 | 4.59/NNE | | | |
| 06 | 08/06.05:00 | 2.93/N | 42 | 08/07.17:00 | 2.72/NNE | | | |
| 07 | 08/06.06:00 | 2.35/N | 43 | 08/07.18:00 | 3.12/NE | | | |
| 08 | 08/06.07:00 | 1.70/NE | 44 | 08/07.19:00 | 2.90/NNE | | | |
| 09 | 08/06.08:00 | 3.08/N | 45 | 08/07.20:00 | 2.14/NE | | | |
| 10 | 08/06.09:00 | 3.25/NNW | 46 | 08/07.21:00 | 1.99/NE | | | |
| 11 | 08/06.10:00 | 2.79/NNW | 47 | 08/07.22:00 | 1.69/E | | | |
| 12 | 08/06.11:00 | 3.50/N | 48 | 08/07.23:00 | 3.80/NNE | | | |
| 13 | 08/06.12:00 | 3.70/NNE | 49 | 08/08.00:00 | 2.66/NNE | | | |
| 14 | 08/06.13:00 | 3.91/NNE | 50 | 08/08.01:00 | 3.03/NE | | | |
| 15 | 08/06.14:00 | 4.43/N | 51 | 08/08.02:00 | 3.24/NE | | | |
| 16 | 08/06.15:00 | 3.89/N | 52 | 08/08.03:00 | 6.37/NNE | | | |
| 17 | 08/06.16:00 | 4.09/N | 53 | 08/08.04:00 | 4.14/NE | | | |
| 18 | 08/06.17:00 | 4.76/N | 54 | 08/08.05:00 | 4.52/NNE | | | |
| 19 | 08/06.18:00 | 5.24/N | 55 | 08/08.06:00 | 3.69/N | | | |
| 20 | 08/06.19:00 | 4.51/N | 56 | 08/08.07:00 | 2.15/NNE | | | |
| 21 | 08/06.20:00 | 3.33/NNE | 57 | 08/08.08:00 | 3.18/SSW | | | |
| 22 | 08/06.21:00 | 2.84/NNE | 58 | 08/08.09:00 | 2.92/SSW | | | |
| 23 | 08/06.22:00 | 2.64/NW | 59 | 08/08.10:00 | 1.69/SE | | | |
| 24 | 08/06.23:00 | 2.56/NNW | 60 | 08/08.11:00 | .46/SSW | | | |
| 25 | 08/07.00:00 | 1.89/NW | 61 | 08/08.12:00 | 1.63/W | | | |
| 26 | 08/07.01:00 | 2.60/W | 62 | 08/08.13:00 | 2.18/WNW | | | |
| 27 | 08/07.02:00 | 3.05/WNW | 63 | 08/08.14:00 | 1.97/NNW | | | |
| 28 | 08/07.03:00 | 1.98/WNW | 64 | 08/08.15:00 | 2.64/W | | | |
| 29 | 08/07.04:00 | 1.94/SSE | 65 | 08/08.16:00 | 1.45/WNW | | | |
| 30 | 08/07.05:00 | 1.60/SE | 66 | 08/08.17:00 | 1.51/WSW | | | |
| 31 | 08/07.06:00 | 2.15/S | 67 | 08/08.18:00 | 1.29/SW | | | |
| 32 | 08/07.07:00 | 1.64/SE | 68 | 08/08.19:00 | 1.26/SW | | | |
| 33 | 08/07.08:00 | 1.75/ESE | 69 | 08/08.20:00 | .42/SSE | | | |
| 34 | 08/07.09:00 | 4.19/NNE | 70 | 08/08.21:00 | 1.06/SW | | | |
| 35 | 08/07.10:00 | 4.28/N | 71 | 08/08.22:00 | 1.00/SW | | | |
| 36 | 08/07.11:00 | 2.94/N | 72 | 08/08.23:00 | 1.70/S | | | |

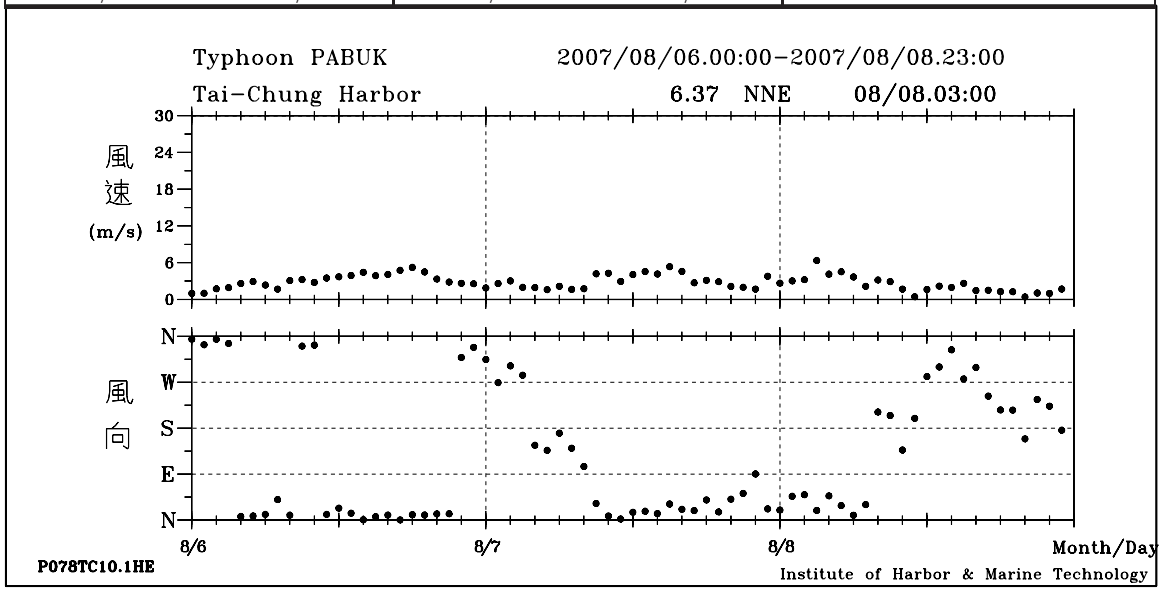


圖11.4.1　2007年帕布 颱風臺中港風速及風向歷線圖

# 表11.4.2　2007年梧提 颱風臺中港風速及風向報表

**2007**年 **8**月 **8**日 **0**時 **0**分～ **2007**年 **8**月 **9**日**23**時 **0**分

| 序號 | 時 間<br>月/日. 時: 分 | 風速風向<br>(m/s)(來向) | 序號 | 時 間<br>月/日. 時: 分 | 風速風向<br>(m/s)(來向) | 序號 | 時 間<br>月/日. 時: 分 | 風速風向<br>(m/s)(來向) |
|---|---|---|---|---|---|---|---|---|
| 01 | 08/08.00:00 | 2.66/NNE | 37 | 08/09.12:00 | 4.17/SW | | | |
| 02 | 08/08.01:00 | 3.03/NE | 38 | 08/09.13:00 | 3.70/SW | | | |
| 03 | 08/08.02:00 | 3.24/NE | 39 | 08/09.14:00 | 2.80/SSW | | | |
| 04 | 08/08.03:00 | 6.37/NNE | 40 | 08/09.15:00 | 3.79/SSW | | | |
| 05 | 08/08.04:00 | 4.14/NE | 41 | 08/09.16:00 | 2.00/SW | | | |
| 06 | 08/08.05:00 | 4.52/NNE | 42 | 08/09.17:00 | 1.92/WSW | | | |
| 07 | 08/08.06:00 | 3.69/N | 43 | 08/09.18:00 | 1.64/WNW | | | |
| 08 | 08/08.07:00 | 2.15/NNE | 44 | 08/09.19:00 | 2.18/N | | | |
| 09 | 08/08.08:00 | 3.18/SSW | 45 | 08/09.20:00 | 1.81/NNE | | | |
| 10 | 08/08.09:00 | 2.92/SSW | 46 | 08/09.21:00 | 2.68/N | | | |
| 11 | 08/08.10:00 | 1.69/SE | 47 | 08/09.22:00 | 1.60/NNE | | | |
| 12 | 08/08.11:00 | .46/SSW | 48 | 08/09.23:00 | .29/ENE | | | |
| 13 | 08/08.12:00 | 1.63/W | | | | | | |
| 14 | 08/08.13:00 | 2.18/WNW | | | | | | |
| 15 | 08/08.14:00 | 1.97/NNW | | | | | | |
| 16 | 08/08.15:00 | 2.64/W | | | | | | |
| 17 | 08/08.16:00 | 1.45/WNW | | | | | | |
| 18 | 08/08.17:00 | 1.51/WSW | | | | | | |
| 19 | 08/08.18:00 | 1.29/SW | | | | | | |
| 20 | 08/08.19:00 | 1.26/SW | | | | | | |
| 21 | 08/08.20:00 | .42/SSE | | | | | | |
| 22 | 08/08.21:00 | 1.06/SW | | | | | | |
| 23 | 08/08.22:00 | 1.00/SW | | | | | | |
| 24 | 08/08.23:00 | 1.70/S | | | | | | |
| 25 | 08/09.00:00 | 2.23/SSE | | | | | | |
| 26 | 08/09.01:00 | 2.08/S | | | | | | |
| 27 | 08/09.02:00 | 1.64/SSE | | | | | | |
| 28 | 08/09.03:00 | 1.62/ESE | | | | | | |
| 29 | 08/09.04:00 | 1.51/S | | | | | | |
| 30 | 08/09.05:00 | 1.76/ESE | | | | | | |
| 31 | 08/09.06:00 | 3.17/SSE | | | | | | |
| 32 | 08/09.07:00 | 3.10/S | | | | | | |
| 33 | 08/09.08:00 | 3.58/SSW | | | | | | |
| 34 | 08/09.09:00 | 4.74/SSW | | | | | | |
| 35 | 08/09.10:00 | 3.62/S | | | | | | |
| 36 | 08/09.11:00 | 2.13/S | | | | | | |

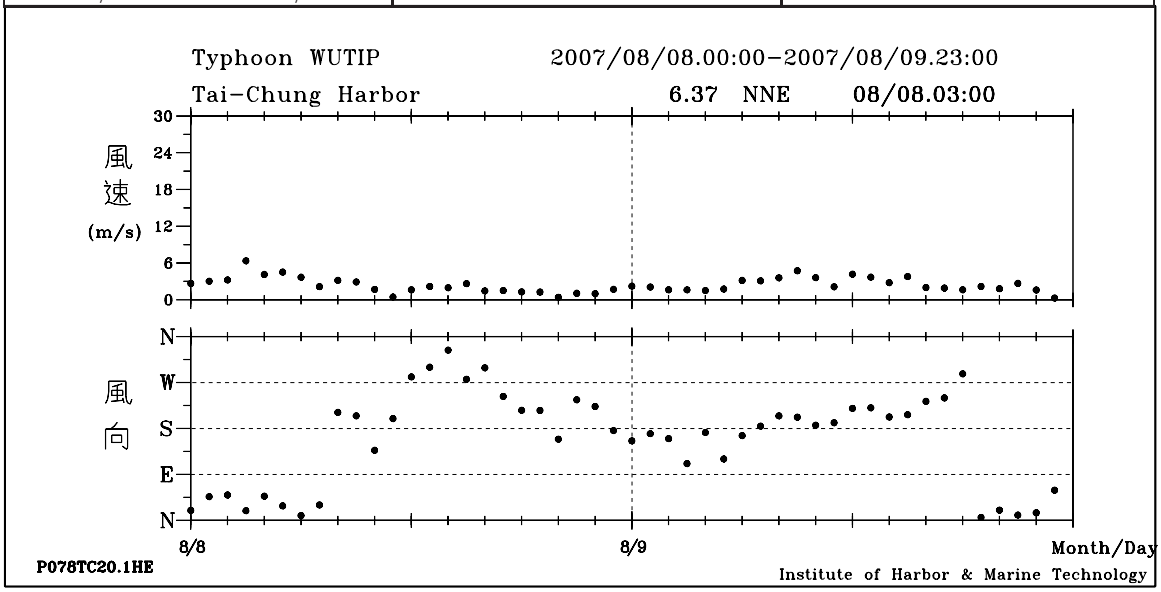


圖11.4.2　2007年梧提 颱風臺中港風速及風向歷線圖

# 表11.4.3　2007年聖帕 颱風臺中港風速及風向報表

**2007年 8月16日 0時 0分～ 2007年 8月19日 23時 0分**

| 序號 | 時 間<br>月/日. 時: 分 | 風速風向<br>(m/s)(來向) | 序號 | 時 間<br>月/日. 時: 分 | 風速風向<br>(m/s)(來向) | 序號 | 時 間<br>月/日. 時: 分 | 風速風向<br>(m/s)(來向) |
|---|---|---|---|---|---|---|---|---|
| 01 | 08/16.00:00 | 1.71/ENE | 37 | 08/17.12:00 | 3.02/WNW | 73 | 08/19.00:00 | 7.34/SE |
| 02 | 08/16.01:00 | 2.68/ENE | 38 | 08/17.13:00 | 2.02/NW | 74 | 08/19.01:00 | 6.63/SSE |
| 03 | 08/16.02:00 | 2.07/ENE | 39 | 08/17.14:00 | 1.83/WNW | 75 | 08/19.02:00 | 7.26/S |
| 04 | 08/16.03:00 | 2.08/NNW | 40 | 08/17.15:00 | 1.37/WNW | 76 | 08/19.03:00 | 6.95/S |
| 05 | 08/16.04:00 | .54/WNW | 41 | 08/17.16:00 | .53/E | 77 | 08/19.04:00 | 5.50/S |
| 06 | 08/16.05:00 | 1.47/ESE | 42 | 08/17.17:00 | 3.97/NE | 78 | 08/19.05:00 | 6.09/SSE |
| 07 | 08/16.06:00 | 1.67/ESE | 43 | 08/17.18:00 | 2.85/NE | 79 | 08/19.06:00 | 6.99/S |
| 08 | 08/16.07:00 | 1.19/ESE | 44 | 08/17.19:00 | 3.79/NNE | 80 | 08/19.07:00 | 5.12/S |
| 09 | 08/16.08:00 | 1.90/NE | 45 | 08/17.20:00 | 4.61/NE | 81 | 08/19.08:00 | 6.15/S |
| 10 | 08/16.09:00 | 3.09/NE | 46 | 08/17.21:00 | 2.11/NE | 82 | 08/19.09:00 | 4.61/S |
| 11 | 08/16.10:00 | 3.28/NNE | 47 | 08/17.22:00 | 3.71/NNE | 83 | 08/19.10:00 | 4.84/SSE |
| 12 | 08/16.11:00 | 4.36/N | 48 | 08/17.23:00 | 4.88/NNE | 84 | 08/19.11:00 | 6.78/S |
| 13 | 08/16.12:00 | 4.46/N | 49 | 08/18.00:00 | 6.14/NE | 85 | 08/19.12:00 | 6.88/SSW |
| 14 | 08/16.13:00 | 3.45/NNW | 50 | 08/18.01:00 | 4.72/NE | 86 | 08/19.13:00 | 6.25/S |
| 15 | 08/16.14:00 | 2.94/N | 51 | 08/18.02:00 | 9.97/ENE | 87 | 08/19.14:00 | 4.88/SW |
| 16 | 08/16.15:00 | 1.95/WNW | 52 | 08/18.03:00 | 8.86/NE | 88 | 08/19.15:00 | 4.47/S |
| 17 | 08/16.16:00 | 1.88/SW | 53 | 08/18.04:00 | 10.09/NE | 89 | 08/19.16:00 | 4.66/S |
| 18 | 08/16.17:00 | 1.81/W | 54 | 08/18.05:00 | 11.39/NNE | 90 | 08/19.17:00 | 4.41/S |
| 19 | 08/16.18:00 | 1.73/W | 55 | 08/18.06:00 | 14.59/NNE | 91 | 08/19.18:00 | 5.09/SSE |
| 20 | 08/16.19:00 | 1.65/WSW | 56 | 08/18.07:00 | 17.89/NNE | 92 | 08/19.19:00 | 4.25/SSE |
| 21 | 08/16.20:00 | 1.53/WSW | 57 | 08/18.08:00 | 15.64/NNE | 93 | 08/19.20:00 | 4.61/S |
| 22 | 08/16.21:00 | 1.46/S | 58 | 08/18.09:00 | 5.79/NE | 94 | 08/19.21:00 | 3.37/S |
| 23 | 08/16.22:00 | 2.21/ENE | 59 | 08/18.10:00 | 3.20/ENE | 95 | 08/19.22:00 | 5.95/SSW |
| 24 | 08/16.23:00 | 1.15/NE | 60 | 08/18.11:00 | 2.39/SW | 96 | 08/19.23:00 | 6.31/S |
| 25 | 08/17.00:00 | 1.26/NE | 61 | 08/18.12:00 | 2.19/SSE | | | |
| 26 | 08/17.01:00 | 1.38/SW | 62 | 08/18.13:00 | 1.44/NE | | | |
| 27 | 08/17.02:00 | 2.97/SW | 63 | 08/18.14:00 | 2.14/NNE | | | |
| 28 | 08/17.03:00 | 1.53/SSW | 64 | 08/18.15:00 | 1.61/SW | | | |
| 29 | 08/17.04:00 | 1.33/SSE | 65 | 08/18.16:00 | 3.03/NNE | | | |
| 30 | 08/17.05:00 | 1.80/SW | 66 | 08/18.17:00 | 2.26/NE | | | |
| 31 | 08/17.06:00 | 1.18/SE | 67 | 08/18.18:00 | 5.31/SE | | | |
| 32 | 08/17.07:00 | .38/SSW | 68 | 08/18.19:00 | 5.15/SSE | | | |
| 33 | 08/17.08:00 | 1.40/SSE | 69 | 08/18.20:00 | 6.93/SSE | | | |
| 34 | 08/17.09:00 | .93/SSW | 70 | 08/18.21:00 | 7.32/S | | | |
| 35 | 08/17.10:00 | 1.93/NNW | 71 | 08/18.22:00 | 7.12/SSE | | | |
| 36 | 08/17.11:00 | 2.76/WNW | 72 | 08/18.23:00 | 8.56/SSE | | | |

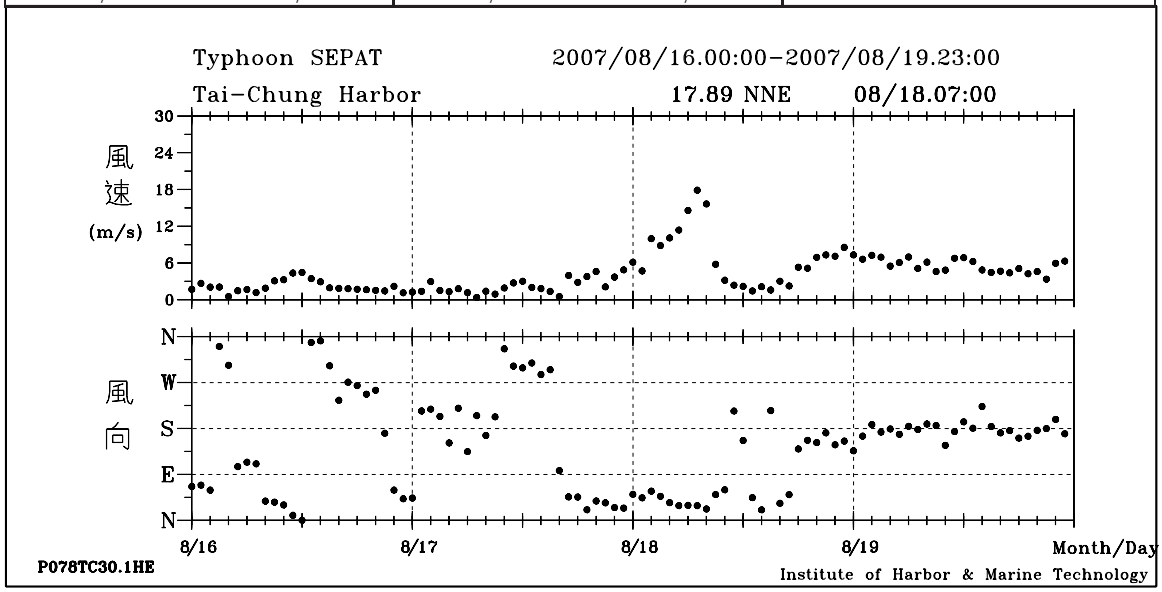


# 圖11.4.3　2007年聖帕 颱風臺中港風速及風向歷線圖

# 表11.4.4　2007年韋帕 颱風臺中港風速及風向報表

**2007年 9月17日 0時 0分～ 2007年 9月19日 23時 0分**

| 序號 | 時 間<br>月/日. 時: 分 | 風速風向<br>(m/s)(來向) | 序號 | 時 間<br>月/日. 時: 分 | 風速風向<br>(m/s)(來向) | 序號 | 時 間<br>月/日. 時: 分 | 風速風向<br>(m/s)(來向) |
|---|---|---|---|---|---|---|---|---|
| 01 | 09/17.00:00 | 6.26/NE | 37 | 09/18.12:00 | 9.78/NNW | | | |
| 02 | 09/17.01:00 | 8.43/NNE | 38 | 09/18.13:00 | 9.41/NNW | | | |
| 03 | 09/17.02:00 | 5.14/NE | 39 | 09/18.14:00 | 8.81/NNW | | | |
| 04 | 09/17.03:00 | 5.78/NE | 40 | 09/18.15:00 | 7.83/NW | | | |
| 05 | 09/17.04:00 | 5.56/NE | 41 | 09/18.16:00 | 7.72/WNW | | | |
| 06 | 09/17.05:00 | 5.03/NE | 42 | 09/18.17:00 | 7.31/WNW | | | |
| 07 | 09/17.06:00 | 7.69/ENE | 43 | 09/18.18:00 | 6.78/WNW | | | |
| 08 | 09/17.07:00 | 7.63/NNE | 44 | 09/18.19:00 | 5.66/W | | | |
| 09 | 09/17.08:00 | 10.95/NE | 45 | 09/18.20:00 | 5.04/WSW | | | |
| 10 | 09/17.09:00 | 11.99/NNE | 46 | 09/18.21:00 | 4.14/SW | | | |
| 11 | 09/17.10:00 | 11.47/NNE | 47 | 09/18.22:00 | 3.92/SSW | | | |
| 12 | 09/17.11:00 | 11.66/NNE | 48 | 09/18.23:00 | 4.38/SSW | | | |
| 13 | 09/17.12:00 | 10.45/NNE | 49 | 09/19.00:00 | 4.69/S | | | |
| 14 | 09/17.13:00 | 11.06/NE | 50 | 09/19.01:00 | 4.57/S | | | |
| 15 | 09/17.14:00 | 10.49/NNE | 51 | 09/19.02:00 | 5.05/S | | | |
| 16 | 09/17.15:00 | 10.95/NNE | 52 | 09/19.03:00 | 4.24/S | | | |
| 17 | 09/17.16:00 | 10.68/NNE | 53 | 09/19.04:00 | 3.40/S | | | |
| 18 | 09/17.17:00 | 10.30/NNE | 54 | 09/19.05:00 | 2.81/SSE | | | |
| 19 | 09/17.18:00 | 12.00/NNE | 55 | 09/19.06:00 | 3.58/SSE | | | |
| 20 | 09/17.19:00 | 11.70/NNE | 56 | 09/19.07:00 | 3.23/S | | | |
| 21 | 09/17.20:00 | 13.11/N | 57 | 09/19.08:00 | 2.72/SSE | | | |
| 22 | 09/17.21:00 | 13.61/NNE | 58 | 09/19.09:00 | 3.21/SSW | | | |
| 23 | 09/17.22:00 | 13.18/N | 59 | 09/19.10:00 | 3.63/SSW | | | |
| 24 | 09/17.23:00 | 14.17/N | 60 | 09/19.11:00 | 3.05/SSW | | | |
| 25 | 09/18.00:00 | 13.80/N | 61 | 09/19.12:00 | 5.20/SSW | | | |
| 26 | 09/18.01:00 | 14.38/N | 62 | 09/19.13:00 | 5.34/SSW | | | |
| 27 | 09/18.02:00 | 14.17/N | 63 | 09/19.14:00 | 4.23/SSW | | | |
| 28 | 09/18.03:00 | 13.52/NNE | 64 | 09/19.15:00 | 2.78/SSW | | | |
| 29 | 09/18.04:00 | 12.08/N | 65 | 09/19.16:00 | 2.45/SW | | | |
| 30 | 09/18.05:00 | 14.73/N | 66 | 09/19.17:00 | 2.24/SW | | | |
| 31 | 09/18.06:00 | 13.76/N | 67 | 09/19.18:00 | 1.93/SW | | | |
| 32 | 09/18.07:00 | 13.36/N | 68 | 09/19.19:00 | .33/WSW | | | |
| 33 | 09/18.08:00 | 13.54/N | 69 | 09/19.20:00 | 1.07/ENE | | | |
| 34 | 09/18.09:00 | 11.46/N | 70 | 09/19.21:00 | 1.44/NE | | | |
| 35 | 09/18.10:00 | 11.55/NNW | 71 | 09/19.22:00 | 1.59/NE | | | |
| 36 | 09/18.11:00 | 9.11/N | 72 | 09/19.23:00 | .87/ENE | | | |

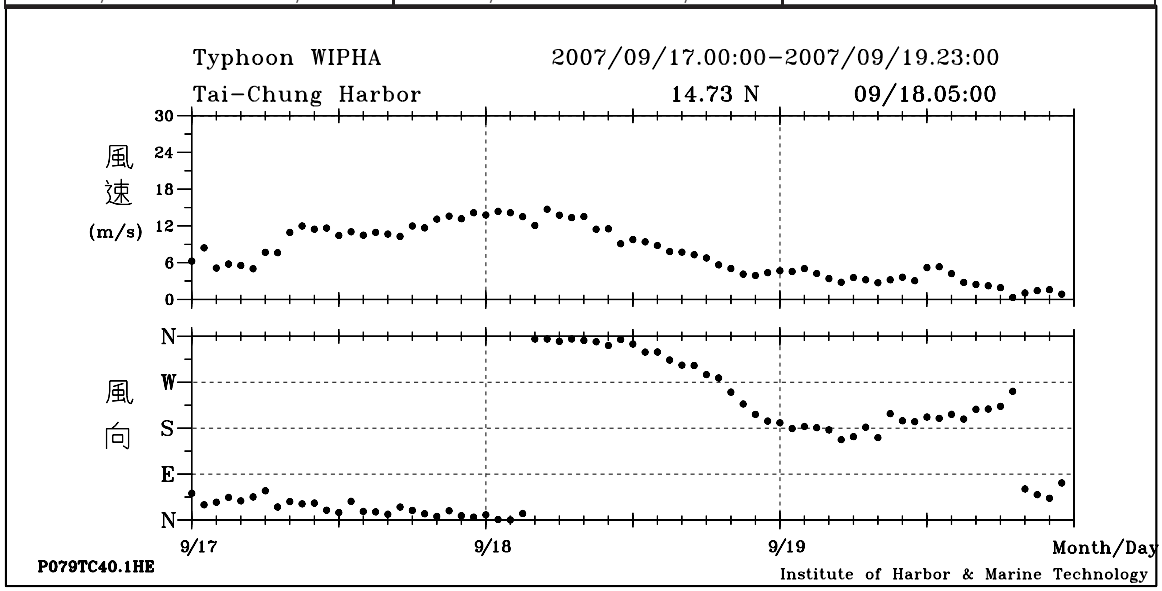


# 圖11.4.4　2007年韋帕 颱風臺中港風速及風向歷線圖

# 表11.4.5　2007年柯羅莎颱風臺中港風速及風向報表

**2007年10月 4日 0時 0分～ 2007年10月 7日23時 0分**

| 序號 | 時 間<br>月/日. 時: 分 | 風速風向<br>(m/s)(來向) | 序號 | 時 間<br>月/日. 時: 分 | 風速風向<br>(m/s)(來向) | 序號 | 時 間<br>月/日. 時: 分 | 風速風向<br>(m/s)(來向) |
|---|---|---|---|---|---|---|---|---|
| 01 | 10/04.00:00 | 3.18/NE | 37 | 10/05.12:00 | 17.41/NE | 73 | 10/07.00:00 | 3.75/WNW |
| 02 | 10/04.01:00 | 3.18/NE | 38 | 10/05.13:00 | 15.20/NNE | 74 | 10/07.01:00 | 3.74/WNW |
| 03 | 10/04.02:00 | 4.00/NE | 39 | 10/05.14:00 | 17.83/NNE | 75 | 10/07.02:00 | 3.76/W |
| 04 | 10/04.03:00 | 3.99/NE | 40 | 10/05.15:00 | 17.76/NNE | 76 | 10/07.03:00 | 8.65/WNW |
| 05 | 10/04.04:00 | 3.64/NE | 41 | 10/05.16:00 | 16.75/NNE | 77 | 10/07.04:00 | 8.22/WSW |
| 06 | 10/04.05:00 | 3.56/NE | 42 | 10/05.17:00 | 16.44/NNE | 78 | 10/07.05:00 | 8.57/WSW |
| 07 | 10/04.06:00 | 3.41/NE | 43 | 10/05.18:00 | 16.47/NNE | 79 | 10/07.06:00 | 8.01/WSW |
| 08 | 10/04.07:00 | 3.54/NE | 44 | 10/05.19:00 | 16.21/NNE | 80 | 10/07.07:00 | 9.00/SSW |
| 09 | 10/04.08:00 | 4.39/NNE | 45 | 10/05.20:00 | 16.03/NNE | 81 | 10/07.08:00 | 8.63/SW |
| 10 | 10/04.09:00 | 4.85/NE | 46 | 10/05.21:00 | 17.46/NNE | 82 | 10/07.09:00 | 9.05/SW |
| 11 | 10/04.10:00 | 10.00/NNE | 47 | 10/05.22:00 | 18.14/NNE | 83 | 10/07.10:00 | 6.76/SSW |
| 12 | 10/04.11:00 | 13.14/NNE | 48 | 10/05.23:00 | 18.02/NNE | 84 | 10/07.11:00 | 8.30/SSW |
| 13 | 10/04.12:00 | 11.34/NE | 49 | 10/06.00:00 | 17.37/N | 85 | 10/07.12:00 | 7.30/SSW |
| 14 | 10/04.13:00 | 11.43/NNE | 50 | 10/06.01:00 | 19.09/NNE | 86 | 10/07.13:00 | 6.22/SSW |
| 15 | 10/04.14:00 | 13.10/NNE | 51 | 10/06.02:00 | 20.08/NNE | 87 | 10/07.14:00 | 7.76/SSW |
| 16 | 10/04.15:00 | 14.08/NE | 52 | 10/06.03:00 | 19.25/NNE | 88 | 10/07.15:00 | 7.82/SW |
| 17 | 10/04.16:00 | 12.43/NNE | 53 | 10/06.04:00 | 18.88/NNE | 89 | 10/07.16:00 | 5.40/SSW |
| 18 | 10/04.17:00 | 13.21/NNE | 54 | 10/06.05:00 | 19.27/NNE | 90 | 10/07.17:00 | 5.14/SSW |
| 19 | 10/04.18:00 | 13.00/NNE | 55 | 10/06.06:00 | 20.79/NNE | 91 | 10/07.18:00 | 4.95/S |
| 20 | 10/04.19:00 | 10.30/NE | 56 | 10/06.07:00 | 17.85/N | 92 | 10/07.19:00 | 5.68/SSW |
| 21 | 10/04.20:00 | 9.81/NE | 57 | 10/06.08:00 | 18.15/N | 93 | 10/07.20:00 | 5.28/SSW |
| 22 | 10/04.21:00 | 9.76/NNE | 58 | 10/06.09:00 | 18.66/N | 94 | 10/07.21:00 | 4.96/S |
| 23 | 10/04.22:00 | 8.45/NNE | 59 | 10/06.10:00 | 17.59/N | 95 | 10/07.22:00 | 4.03/SSW |
| 24 | 10/04.23:00 | 8.48/NNE | 60 | 10/06.11:00 | 19.29/N | 96 | 10/07.23:00 | 3.87/S |
| 25 | 10/05.00:00 | 7.36/NNE | 61 | 10/06.12:00 | 18.06/N | | | |
| 26 | 10/05.01:00 | 8.23/NNE | 62 | 10/06.13:00 | 16.11/N | | | |
| 27 | 10/05.02:00 | 6.88/NNE | 63 | 10/06.14:00 | 16.78/N | | | |
| 28 | 10/05.03:00 | 3.43/NNE | 64 | 10/06.15:00 | 17.47/N | | | |
| 29 | 10/05.04:00 | 4.94/NE | 65 | 10/06.16:00 | 18.37/NNW | | | |
| 30 | 10/05.05:00 | 7.13/NE | 66 | 10/06.17:00 | 20.73/N | | | |
| 31 | 10/05.06:00 | 10.15/NE | 67 | 10/06.18:00 | 19.60/N | | | |
| 32 | 10/05.07:00 | 15.17/NNE | 68 | 10/06.19:00 | 15.35/N | | | |
| 33 | 10/05.08:00 | 16.28/NNE | 69 | 10/06.20:00 | 10.47/N | | | |
| 34 | 10/05.09:00 | 15.93/NNE | 70 | 10/06.21:00 | 7.64/NNW | | | |
| 35 | 10/05.10:00 | 17.61/NNE | 71 | 10/06.22:00 | 6.13/NNW | | | |
| 36 | 10/05.11:00 | 17.85/NNE | 72 | 10/06.23:00 | 4.59/N | | | |

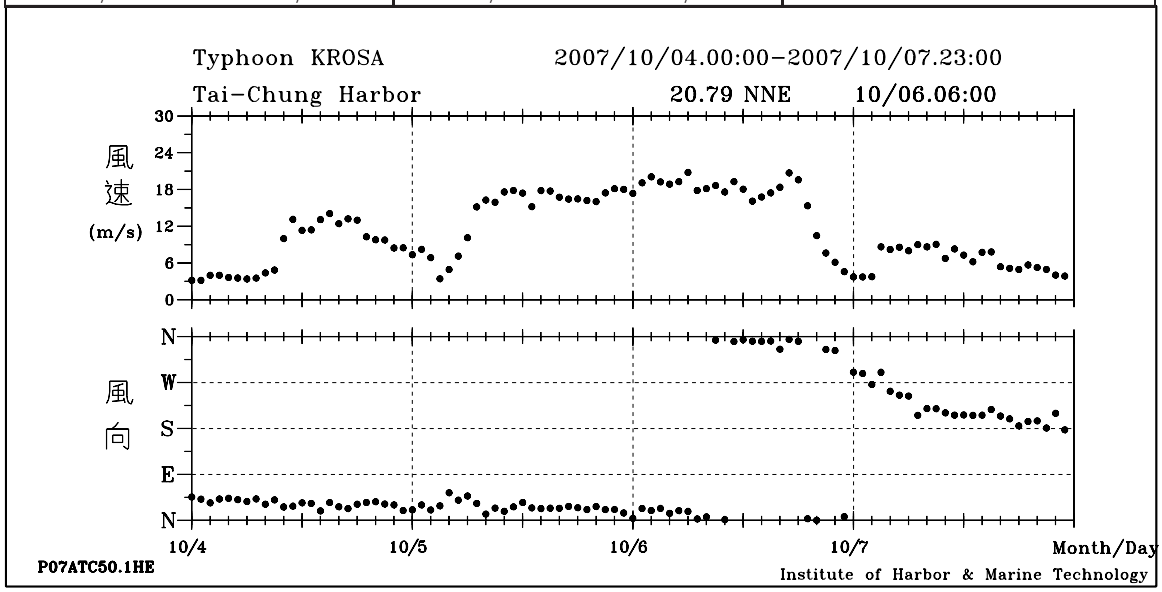


圖11.4.5　2007年柯羅莎颱風臺中港風速及風向歷線圖

# 表11.4.6　2007年米塔 颱風臺中港風速及風向報表

**2007年11月25日 0時 0分～ 2007年11月27日23時 0分**

| 序號 | 時 間<br>月/日. 時: 分 | 風速風向<br>(m/s)(來向) | 序號 | 時 間<br>月/日. 時: 分 | 風速風向<br>(m/s)(來向) | 序號 | 時 間<br>月/日. 時: 分 | 風速風向<br>(m/s)(來向) |
|---|---|---|---|---|---|---|---|---|
| 01 | 11/25.00:00 | 3.45/NE | 37 | 11/26.12:00 | 16.23/NNE | | | |
| 02 | 11/25.01:00 | 3.42/NE | 38 | 11/26.13:00 | 16.30/NE | | | |
| 03 | 11/25.02:00 | 3.41/NE | 39 | 11/26.14:00 | 16.07/NNE | | | |
| 04 | 11/25.03:00 | 2.84/NE | 40 | 11/26.15:00 | 17.43/NNE | | | |
| 05 | 11/25.04:00 | 1.53/NE | 41 | 11/26.16:00 | 18.61/NNE | | | |
| 06 | 11/25.05:00 | 1.77/NE | 42 | 11/26.17:00 | 19.39/NNE | | | |
| 07 | 11/25.06:00 | 1.65/NE | 43 | 11/26.18:00 | 18.57/NNE | | | |
| 08 | 11/25.07:00 | 1.38/ENE | 44 | 11/26.19:00 | 21.86/NE | | | |
| 09 | 11/25.08:00 | .52/NE | 45 | 11/26.20:00 | 21.40/NNE | | | |
| 10 | 11/25.09:00 | 1.62/NNE | 46 | 11/26.21:00 | 20.75/NNE | | | |
| 11 | 11/25.10:00 | 2.97/N | 47 | 11/26.22:00 | 23.25/NNE | | | |
| 12 | 11/25.11:00 | 2.80/N | 48 | 11/26.23:00 | 23.15/NNE | | | |
| 13 | 11/25.12:00 | 4.17/NNE | 49 | 11/27.00:00 | 22.33/NNE | | | |
| 14 | 11/25.13:00 | 5.28/NNE | 50 | 11/27.01:00 | 21.45/NE | | | |
| 15 | 11/25.14:00 | 7.38/NE | 51 | 11/27.02:00 | 22.08/NNE | | | |
| 16 | 11/25.15:00 | 7.73/NE | 52 | 11/27.03:00 | 20.60/NNE | | | |
| 17 | 11/25.16:00 | 8.27/N | 53 | 11/27.04:00 | 18.62/NNE | | | |
| 18 | 11/25.17:00 | 8.78/NNE | 54 | 11/27.05:00 | 16.69/NNE | | | |
| 19 | 11/25.18:00 | 7.60/NE | 55 | 11/27.06:00 | 18.22/NNE | | | |
| 20 | 11/25.19:00 | 8.29/NNE | 56 | 11/27.07:00 | 20.40/NE | | | |
| 21 | 11/25.20:00 | 7.79/NNE | 57 | 11/27.08:00 | 20.62/NE | | | |
| 22 | 11/25.21:00 | 5.29/NNE | 58 | 11/27.09:00 | 20.37/NNE | | | |
| 23 | 11/25.22:00 | 2.63/NNE | 59 | 11/27.10:00 | 21.35/NNE | | | |
| 24 | 11/25.23:00 | 2.61/NE | 60 | 11/27.11:00 | 20.13/NNE | | | |
| 25 | 11/26.00:00 | 2.81/NE | 61 | 11/27.12:00 | 20.82/NNE | | | |
| 26 | 11/26.01:00 | 2.42/NE | 62 | 11/27.13:00 | 21.80/NE | | | |
| 27 | 11/26.02:00 | 3.43/NNE | 63 | 11/27.14:00 | 22.04/NE | | | |
| 28 | 11/26.03:00 | 3.68/NNE | 64 | 11/27.15:00 | 20.51/NNE | | | |
| 29 | 11/26.04:00 | 4.54/NE | 65 | 11/27.16:00 | 21.66/NNE | | | |
| 30 | 11/26.05:00 | 3.93/NNE | 66 | 11/27.17:00 | 19.22/NNE | | | |
| 31 | 11/26.06:00 | 4.28/NNE | 67 | 11/27.18:00 | 17.91/NNE | | | |
| 32 | 11/26.07:00 | 7.77/NNE | 68 | 11/27.19:00 | 19.68/NNE | | | |
| 33 | 11/26.08:00 | 8.69/NE | 69 | 11/27.20:00 | 18.65/NNE | | | |
| 34 | 11/26.09:00 | 10.81/NNE | 70 | 11/27.21:00 | 20.32/NNE | | | |
| 35 | 11/26.10:00 | 12.64/NNE | 71 | 11/27.22:00 | 20.33/NNE | | | |
| 36 | 11/26.11:00 | 15.05/NNE | 72 | 11/27.23:00 | 20.65/NNE | | | |

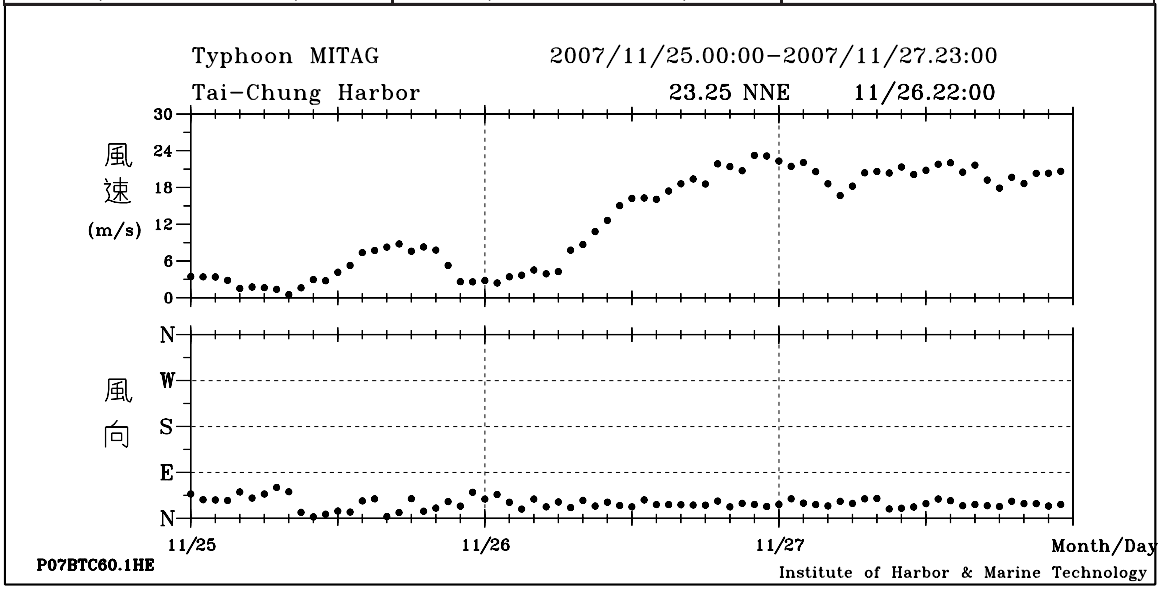


# 圖11.4.6　2007年米塔 颱風臺中港風速及風向歷線圖

## 11.5　2007年安平港颱風期間風報表、歷線圖

# 表11.5.1　2007年帕布 颱風安平港風速及風向報表

**2007**年 **8**月 **6**日 **0**時 **0**分～ **2007**年 **8**月 **8**日**23**時 **0**分

| 序號 | 時 間 月/日. 時: 分 | 風速風向 (m/s)(來向) | 序號 | 時 間 月/日. 時: 分 | 風速風向 (m/s)(來向) | 序號 | 時 間 月/日. 時: 分 | 風速風向 (m/s)(來向) |
|---|---|---|---|---|---|---|---|---|
| 01 | 08/06.00:00 | 1.94/N | 37 | 08/07.12:00 | 6.01/WNW | | | |
| 02 | 08/06.01:00 | 1.45/ENE | 38 | 08/07.13:00 | 5.37/NW | | | |
| 03 | 08/06.02:00 | 2.08/E | 39 | 08/07.14:00 | 6.37/WNW | | | |
| 04 | 08/06.03:00 | 3.38/E | 40 | 08/07.15:00 | 7.28/NW | | | |
| 05 | 08/06.04:00 | 3.14/ENE | 41 | 08/07.16:00 | 6.74/N | | | |
| 06 | 08/06.05:00 | 1.63/NNE | 42 | 08/07.17:00 | 4.10/NNE | | | |
| 07 | 08/06.06:00 | 2.59/NNE | 43 | 08/07.18:00 | 2.60/SE | | | |
| 08 | 08/06.07:00 | 3.73/NNE | 44 | 08/07.19:00 | 3.33/S | | | |
| 09 | 08/06.08:00 | 4.03/NNE | 45 | 08/07.20:00 | 3.28/SSE | | | |
| 10 | 08/06.09:00 | 5.35/NNE | 46 | 08/07.21:00 | 2.79/ESE | | | |
| 11 | 08/06.10:00 | 4.76/NNE | 47 | 08/07.22:00 | 3.66/E | | | |
| 12 | 08/06.11:00 | 5.69/NNE | 48 | 08/07.23:00 | 3.81/ENE | | | |
| 13 | 08/06.12:00 | 5.09/NNW | 49 | 08/08.00:00 | 4.76/NNE | | | |
| 14 | 08/06.13:00 | 8.10/NNW | 50 | 08/08.01:00 | 12.01/N | | | |
| 15 | 08/06.14:00 | 8.54/NW | 51 | 08/08.02:00 | 12.53/N | | | |
| 16 | 08/06.15:00 | 9.35/NNW | 52 | 08/08.03:00 | 9.19/NNE | | | |
| 17 | 08/06.16:00 | 9.53/NNW | 53 | 08/08.04:00 | 10.94/NNE | | | |
| 18 | 08/06.17:00 | 8.92/NNW | 54 | 08/08.05:00 | 7.11/ESE | | | |
| 19 | 08/06.18:00 | 7.43/NNE | 55 | 08/08.06:00 | 10.98/SE | | | |
| 20 | 08/06.19:00 | 2.66/SE | 56 | 08/08.07:00 | 11.39/SE | | | |
| 21 | 08/06.20:00 | .11/NE | 57 | 08/08.08:00 | 9.25/SSE | | | |
| 22 | 08/06.21:00 | 5.30/NNE | 58 | 08/08.09:00 | 8.13/S | | | |
| 23 | 08/06.22:00 | 3.52/E | 59 | 08/08.10:00 | 11.17/S | | | |
| 24 | 08/06.23:00 | 2.59/E | 60 | 08/08.11:00 | 8.97/SSE | | | |
| 25 | 08/07.00:00 | 2.80/E | 61 | 08/08.12:00 | 2.62/ENE | | | |
| 26 | 08/07.01:00 | 2.14/ENE | 62 | 08/08.13:00 | 1.03/SE | | | |
| 27 | 08/07.02:00 | 2.42/N | 63 | 08/08.14:00 | 1.57/SSW | | | |
| 28 | 08/07.03:00 | 3.52/NNE | 64 | 08/08.15:00 | 1.01/SSE | | | |
| 29 | 08/07.04:00 | 4.34/NNE | 65 | 08/08.16:00 | 1.38/NNW | | | |
| 30 | 08/07.05:00 | 5.44/NNE | 66 | 08/08.17:00 | 2.72/NW | | | |
| 31 | 08/07.06:00 | 4.07/NNE | 67 | 08/08.18:00 | 4.55/N | | | |
| 32 | 08/07.07:00 | 4.16/NNE | 68 | 08/08.19:00 | 5.78/N | | | |
| 33 | 08/07.08:00 | 3.35/N | 69 | 08/08.20:00 | 4.01/N | | | |
| 34 | 08/07.09:00 | 7.73/NNW | 70 | 08/08.21:00 | 4.82/SW | | | |
| 35 | 08/07.10:00 | 6.31/NW | 71 | 08/08.22:00 | 5.82/WSW | | | |
| 36 | 08/07.11:00 | 6.92/WNW | 72 | 08/08.23:00 | 4.50/SW | | | |

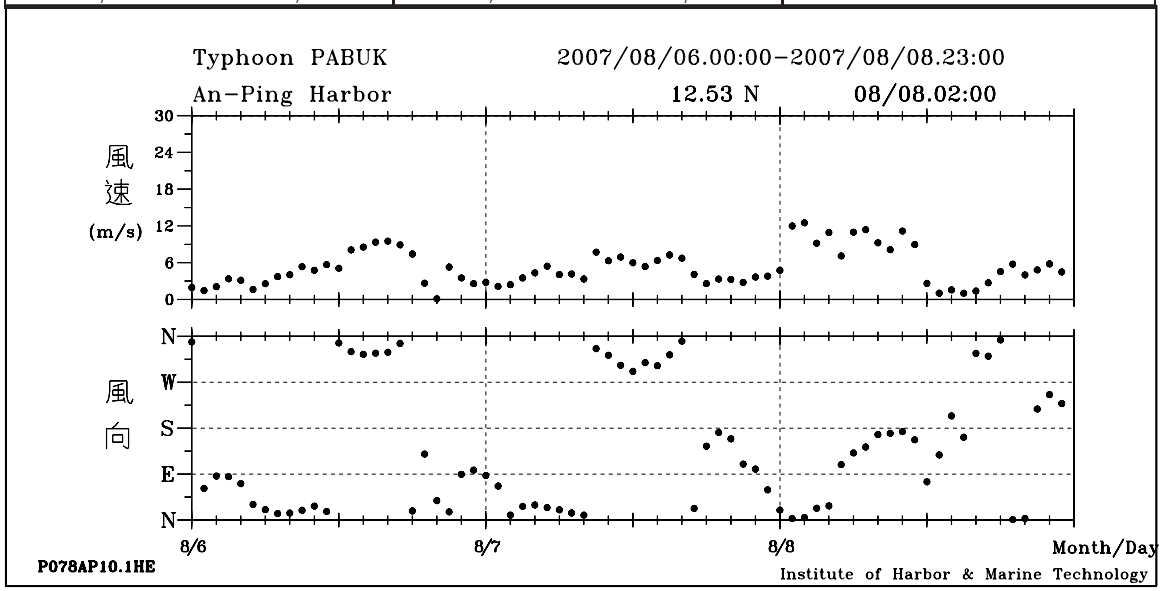


圖11.5.1　2007年帕布 颱風安平港風速及風向歷線圖

# 表11.5.2　2007年梧提 颱風安平港風速及風向報表

**2007**年 **8**月 **8**日 **0**時 **0**分～ **2007**年 **8**月 **9**日**23**時 **0**分

| 序號 | 時 間<br>月/日. 時: 分 | 風速風向<br>(m/s)(來向) | 序號 | 時 間<br>月/日. 時: 分 | 風速風向<br>(m/s)(來向) | 序號 | 時 間<br>月/日. 時: 分 | 風速風向<br>(m/s)(來向) |
|---|---|---|---|---|---|---|---|---|
| 01 | 08/08.00:00 | 4.76/NNE | 37 | 08/09.12:00 | 3.44/ENE | | | |
| 02 | 08/08.01:00 | 12.01/N | 38 | 08/09.13:00 | .61/SSW | | | |
| 03 | 08/08.02:00 | 12.53/N | 39 | 08/09.14:00 | .03/ESE | | | |
| 04 | 08/08.03:00 | 9.19/NNE | 40 | 08/09.15:00 | 1.30/SSE | | | |
| 05 | 08/08.04:00 | 10.94/NNE | 41 | 08/09.16:00 | 6.62/S | | | |
| 06 | 08/08.05:00 | 7.11/ESE | 42 | 08/09.17:00 | 6.21/S | | | |
| 07 | 08/08.06:00 | 10.98/SE | 43 | 08/09.18:00 | 4.62/S | | | |
| 08 | 08/08.07:00 | 11.39/SE | 44 | 08/09.19:00 | 2.45/SE | | | |
| 09 | 08/08.08:00 | 9.25/SSE | 45 | 08/09.20:00 | 3.27/NNE | | | |
| 10 | 08/08.09:00 | 8.13/S | 46 | 08/09.21:00 | 2.28/NNE | | | |
| 11 | 08/08.10:00 | 11.17/S | 47 | 08/09.22:00 | 3.48/NNE | | | |
| 12 | 08/08.11:00 | 8.97/SSE | 48 | 08/09.23:00 | 3.11/NE | | | |
| 13 | 08/08.12:00 | 2.62/ENE | | | | | | |
| 14 | 08/08.13:00 | 1.03/SE | | | | | | |
| 15 | 08/08.14:00 | 1.57/SSW | | | | | | |
| 16 | 08/08.15:00 | 1.01/SSE | | | | | | |
| 17 | 08/08.16:00 | 1.38/NNW | | | | | | |
| 18 | 08/08.17:00 | 2.72/NW | | | | | | |
| 19 | 08/08.18:00 | 4.55/N | | | | | | |
| 20 | 08/08.19:00 | 5.78/N | | | | | | |
| 21 | 08/08.20:00 | 4.01/N | | | | | | |
| 22 | 08/08.21:00 | 4.82/SW | | | | | | |
| 23 | 08/08.22:00 | 5.82/WSW | | | | | | |
| 24 | 08/08.23:00 | 4.50/SW | | | | | | |
| 25 | 08/09.00:00 | 6.38/SW | | | | | | |
| 26 | 08/09.01:00 | 7.53/SW | | | | | | |
| 27 | 08/09.02:00 | 9.42/WSW | | | | | | |
| 28 | 08/09.03:00 | 8.85/WSW | | | | | | |
| 29 | 08/09.04:00 | 6.11/SSW | | | | | | |
| 30 | 08/09.05:00 | 6.31/SSE | | | | | | |
| 31 | 08/09.06:00 | 5.70/SE | | | | | | |
| 32 | 08/09.07:00 | 5.40/SE | | | | | | |
| 33 | 08/09.08:00 | 8.76/SE | | | | | | |
| 34 | 08/09.09:00 | 7.12/SE | | | | | | |
| 35 | 08/09.10:00 | 6.50/SE | | | | | | |
| 36 | 08/09.11:00 | 7.64/SSE | | | | | | |

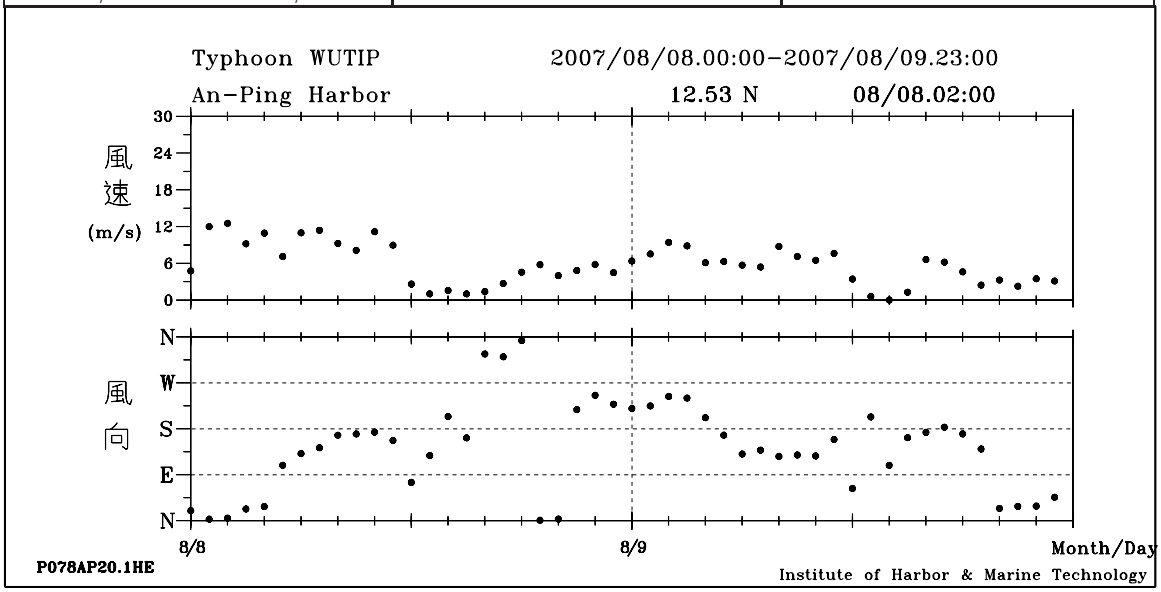


# 圖11.5.2　2007年梧提 颱風安平港風速及風向歷線圖

# 表11.5.3　2007年聖帕 颱風安平港風速及風向報表

**2007年 8月16日 0時 0分～ 2007年 8月19日 23時 0分**

| 序號 | 時 間 月/日. 時: 分 | 風速風向 (m/s)(來向) | 序號 | 時 間 月/日. 時: 分 | 風速風向 (m/s)(來向) | 序號 | 時 間 月/日. 時: 分 | 風速風向 (m/s)(來向) |
|---|---|---|---|---|---|---|---|---|
| 01 | 08/16.00:00 | 5.48/SE | 37 | 08/17.14:00 | 2.31/NW | 73 | 08/19.03:00 | 16.85/SSW |
| 02 | 08/16.01:00 | 5.24/SE | 38 | 08/17.15:00 | 2.24/NNW | 74 | 08/19.04:00 | 16.11/S |
| 03 | 08/16.02:00 | 3.16/NE | 39 | 08/17.16:00 | .75/N | 75 | 08/19.05:00 | 16.99/S |
| 04 | 08/16.03:00 | 2.18/E | 40 | 08/17.17:00 | .09/NNW | 76 | 08/19.06:00 | 17.40/S |
| 05 | 08/16.04:00 | 2.92/NE | 41 | 08/17.18:00 | .58/ESE | 77 | 08/19.07:00 | 17.19/S |
| 06 | 08/16.05:00 | 1.21/NNE | 42 | 08/17.19:00 | 1.56/NE | 78 | 08/19.08:00 | 16.00/S |
| 07 | 08/16.06:00 | .19/NNE | 43 | 08/17.20:00 | .03/NE | 79 | 08/19.09:00 | 16.12/S |
| 08 | 08/16.07:00 | 3.34/N | 44 | 08/17.22:00 | 2.69/W | 80 | 08/19.10:00 | 16.80/S |
| 09 | 08/16.08:00 | 4.03/N | 45 | 08/17.23:00 | 5.36/NW | 81 | 08/19.11:00 | 15.12/S |
| 10 | 08/16.09:00 | 3.43/N | 46 | 08/18.00:00 | 2.65/NNW | 82 | 08/19.12:00 | 13.91/SSW |
| 11 | 08/16.10:00 | 5.33/N | 47 | 08/18.01:00 | 1.99/NE | 83 | 08/19.13:00 | 14.14/SSW |
| 12 | 08/16.11:00 | 5.83/NNW | 48 | 08/18.02:00 | 4.53/NNW | 84 | 08/19.14:00 | 14.71/SSW |
| 13 | 08/16.12:00 | 7.16/NNW | 49 | 08/18.03:00 | 10.42/NW | 85 | 08/19.15:00 | 12.50/SSW |
| 14 | 08/16.13:00 | 9.29/NNW | 50 | 08/18.04:00 | 8.28/NNW | 86 | 08/19.16:00 | 11.93/WSW |
| 15 | 08/16.14:00 | 10.85/NNW | 51 | 08/18.05:00 | 8.07/NNW | 87 | 08/19.17:00 | 11.25/SSE |
| 16 | 08/16.15:00 | 9.77/N | 52 | 08/18.06:00 | 15.25/NNW | 88 | 08/19.18:00 | 7.15/SE |
| 17 | 08/16.16:00 | 8.28/NNW | 53 | 08/18.07:00 | 14.16/NNW | 89 | 08/19.19:00 | 11.85/SSE |
| 18 | 08/16.17:00 | 7.10/NNW | 54 | 08/18.08:00 | 8.57/WNW | 90 | 08/19.20:00 | 13.00/SSE |
| 19 | 08/16.18:00 | 7.06/NNW | 55 | 08/18.09:00 | 10.97/W | 91 | 08/19.21:00 | 14.74/SSE |
| 20 | 08/16.19:00 | 3.75/NNW | 56 | 08/18.10:00 | 12.77/WSW | 92 | 08/19.22:00 | 13.80/SSE |
| 21 | 08/16.20:00 | 4.02/NNW | 57 | 08/18.11:00 | 10.77/WSW | 93 | 08/19.23:00 | 11.23/SSE |
| 22 | 08/16.21:00 | 1.86/N | 58 | 08/18.12:00 | 12.45/WSW | | | |
| 23 | 08/16.23:00 | 1.54/SSW | 59 | 08/18.13:00 | 13.86/SW | | | |
| 24 | 08/17.00:00 | 2.86/ENE | 60 | 08/18.14:00 | 17.89/WSW | | | |
| 25 | 08/17.01:00 | 2.68/E | 61 | 08/18.15:00 | 21.80/WSW | | | |
| 26 | 08/17.02:00 | 5.52/SE | 62 | 08/18.16:00 | 24.41/WSW | | | |
| 27 | 08/17.03:00 | 4.53/SSE | 63 | 08/18.17:00 | 22.29/SW | | | |
| 28 | 08/17.04:00 | 3.69/S | 64 | 08/18.18:00 | 21.85/SW | | | |
| 29 | 08/17.05:00 | 4.98/SSW | 65 | 08/18.19:00 | 19.78/SW | | | |
| 30 | 08/17.06:00 | 4.05/SSW | 66 | 08/18.20:00 | 16.28/SSW | | | |
| 31 | 08/17.07:00 | 2.88/SSW | 67 | 08/18.21:00 | 17.79/SW | | | |
| 32 | 08/17.08:00 | 1.75/E | 68 | 08/18.22:00 | 17.98/SSW | | | |
| 33 | 08/17.09:00 | 1.54/ESE | 69 | 08/18.23:00 | 16.64/SW | | | |
| 34 | 08/17.10:00 | 2.12/SSW | 70 | 08/19.00:00 | 13.62/SW | | | |
| 35 | 08/17.12:00 | 2.97/SW | 71 | 08/19.01:00 | 16.66/SSW | | | |
| 36 | 08/17.13:00 | 3.03/WSW | 72 | 08/19.02:00 | 14.47/SSW | | | |

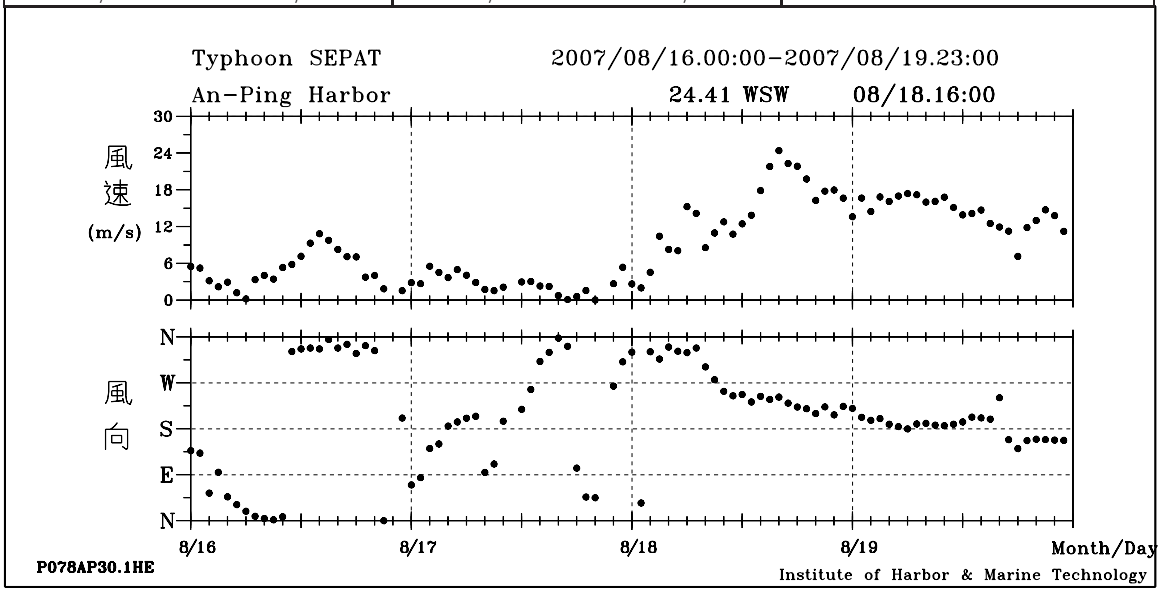


# 圖11.5.3　2007年聖帕 颱風安平港風速及風向歷線圖

# 表11.5.4　2007年韋帕 颱風安平港風速及風向報表

**2007年 9月17日 0時 0分～ 2007年 9月19日 23時 0分**

| 序號 | 時 間<br>月/日. 時: 分 | 風速風向<br>(m/s)(來向) | 序號 | 時 間<br>月/日. 時: 分 | 風速風向<br>(m/s)(來向) | 序號 | 時 間<br>月/日. 時: 分 | 風速風向<br>(m/s)(來向) |
|---|---|---|---|---|---|---|---|---|
| 01 | 09/17.00:00 | 4.44/NNE | 37 | 09/18.12:00 | 12.58/NW | | | |
| 02 | 09/17.01:00 | 3.23/NNE | 38 | 09/18.13:00 | 12.09/NW | | | |
| 03 | 09/17.02:00 | 3.86/NNW | 39 | 09/18.14:00 | 11.55/WNW | | | |
| 04 | 09/17.03:00 | 5.44/N | 40 | 09/18.15:00 | 10.41/NW | | | |
| 05 | 09/17.04:00 | 2.74/NNE | 41 | 09/18.16:00 | 6.31/WNW | | | |
| 06 | 09/17.05:00 | 4.78/N | 42 | 09/18.17:00 | 8.97/W | | | |
| 07 | 09/17.06:00 | 3.85/NNE | 43 | 09/18.18:00 | 8.81/W | | | |
| 08 | 09/17.07:00 | 6.78/NNE | 44 | 09/18.19:00 | 6.80/W | | | |
| 09 | 09/17.08:00 | 8.24/NNE | 45 | 09/18.20:00 | 5.30/NW | | | |
| 10 | 09/17.09:00 | 8.70/N | 46 | 09/18.21:00 | 4.97/NE | | | |
| 11 | 09/17.10:00 | 8.36/N | 47 | 09/18.22:00 | 3.76/ESE | | | |
| 12 | 09/17.11:00 | 9.67/NNW | 48 | 09/18.23:00 | 4.01/ESE | | | |
| 13 | 09/17.12:00 | 9.69/NNW | 49 | 09/19.00:00 | 5.74/ESE | | | |
| 14 | 09/17.13:00 | 11.93/N | 50 | 09/19.01:00 | 5.89/ESE | | | |
| 15 | 09/17.14:00 | 12.90/NNW | 51 | 09/19.02:00 | 6.01/ESE | | | |
| 16 | 09/17.15:00 | 13.57/N | 52 | 09/19.03:00 | 5.93/ESE | | | |
| 17 | 09/17.16:00 | 13.37/N | 53 | 09/19.04:00 | 5.38/ESE | | | |
| 18 | 09/17.17:00 | 12.60/N | 54 | 09/19.05:00 | 6.56/ESE | | | |
| 19 | 09/17.18:00 | 14.78/N | 55 | 09/19.06:00 | 7.77/SE | | | |
| 20 | 09/17.19:00 | 12.83/N | 56 | 09/19.07:00 | 7.03/SE | | | |
| 21 | 09/17.20:00 | 12.26/N | 57 | 09/19.08:00 | 6.75/SSE | | | |
| 22 | 09/17.21:00 | 13.75/N | 58 | 09/19.09:00 | 6.20/S | | | |
| 23 | 09/17.22:00 | 15.64/N | 59 | 09/19.10:00 | 6.32/SSE | | | |
| 24 | 09/17.23:00 | 16.22/N | 60 | 09/19.11:00 | 7.12/SSE | | | |
| 25 | 09/18.00:00 | 13.56/N | 61 | 09/19.12:00 | 7.46/SSE | | | |
| 26 | 09/18.01:00 | 13.91/N | 62 | 09/19.13:00 | 7.93/SSE | | | |
| 27 | 09/18.02:00 | 14.71/N | 63 | 09/19.15:00 | 8.43/SSE | | | |
| 28 | 09/18.03:00 | 14.92/NNW | 64 | 09/19.16:00 | 7.00/SSE | | | |
| 29 | 09/18.04:00 | 16.03/NNW | 65 | 09/19.17:00 | 5.50/SSE | | | |
| 30 | 09/18.05:00 | 15.93/NNW | 66 | 09/19.18:00 | 5.51/SSE | | | |
| 31 | 09/18.06:00 | 14.65/NNW | 67 | 09/19.19:00 | 5.32/SSE | | | |
| 32 | 09/18.07:00 | 15.29/NW | 68 | 09/19.20:00 | 5.45/SSE | | | |
| 33 | 09/18.08:00 | 15.35/NW | 69 | 09/19.21:00 | 4.88/S | | | |
| 34 | 09/18.09:00 | 14.97/WNW | 70 | 09/19.22:00 | 4.08/S | | | |
| 35 | 09/18.10:00 | 14.80/NW | 71 | 09/19.23:00 | 4.88/S | | | |
| 36 | 09/18.11:00 | 12.82/NW | | | | | | |

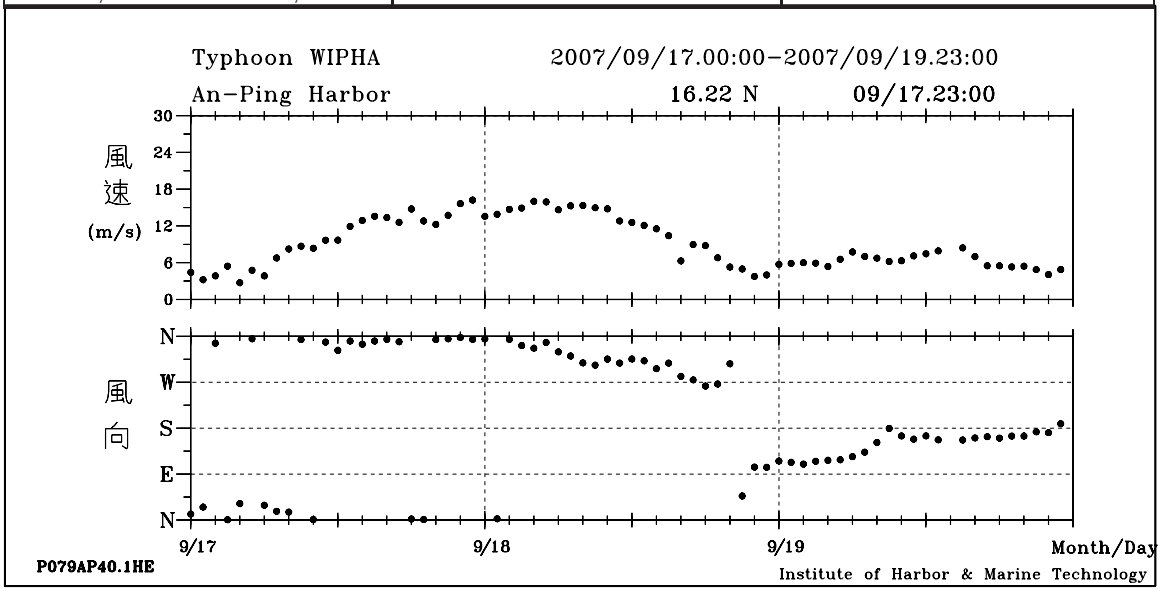


# 圖11.5.4　2007年韋帕 颱風安平港風速及風向歷線圖

# 表11.5.5　2007年柯羅莎颱風安平港風速及風向報表

**2007年10月 4日 0時 0分～ 2007年10月 7日23時 0分**

| 序號 | 時 間<br>月/日. 時: 分 | 風速風向<br>(m/s)(來向) | 序號 | 時 間<br>月/日. 時: 分 | 風速風向<br>(m/s)(來向) | 序號 | 時 間<br>月/日. 時: 分 | 風速風向<br>(m/s)(來向) |
|---|---|---|---|---|---|---|---|---|
| 01 | 10/04.00:00 | 4.26/S | 37 | 10/05.13:00 | 3.99/NNE | 73 | 10/07.01:00 | 17.00/WSW |
| 02 | 10/04.01:00 | 3.72/S | 38 | 10/05.14:00 | 6.44/N | 74 | 10/07.02:00 | 14.14/W |
| 03 | 10/04.02:00 | 4.29/SSE | 39 | 10/05.15:00 | 8.46/N | 75 | 10/07.03:00 | 15.31/WSW |
| 04 | 10/04.03:00 | 2.98/SSE | 40 | 10/05.16:00 | 7.76/N | 76 | 10/07.04:00 | 8.89/WSW |
| 05 | 10/04.04:00 | 3.31/E | 41 | 10/05.17:00 | 9.31/N | 77 | 10/07.05:00 | 8.09/SW |
| 06 | 10/04.05:00 | 3.18/ESE | 42 | 10/05.18:00 | 7.84/NNE | 78 | 10/07.07:00 | 9.02/SW |
| 07 | 10/04.06:00 | 3.31/E | 43 | 10/05.19:00 | 9.80/NNE | 79 | 10/07.08:00 | 7.75/SW |
| 08 | 10/04.07:00 | 2.98/E | 44 | 10/05.20:00 | 10.76/N | 80 | 10/07.09:00 | 7.55/SW |
| 09 | 10/04.08:00 | 1.73/ENE | 45 | 10/05.21:00 | 11.51/N | 81 | 10/07.10:00 | 6.51/SW |
| 10 | 10/04.10:00 | 1.59/W | 46 | 10/05.22:00 | 12.89/N | 82 | 10/07.11:00 | 8.01/SW |
| 11 | 10/04.11:00 | 2.11/W | 47 | 10/05.23:00 | 12.99/N | 83 | 10/07.12:00 | 6.64/WSW |
| 12 | 10/04.12:00 | 4.72/WNW | 48 | 10/06.00:00 | 12.28/N | 84 | 10/07.13:00 | 8.90/SW |
| 13 | 10/04.13:00 | 5.30/NW | 49 | 10/06.01:00 | 15.05/N | 85 | 10/07.14:00 | 4.88/SW |
| 14 | 10/04.14:00 | 7.13/NW | 50 | 10/06.02:00 | 16.53/N | 86 | 10/07.15:00 | 6.64/SW |
| 15 | 10/04.15:00 | 6.44/NNW | 51 | 10/06.03:00 | 17.69/N | 87 | 10/07.16:00 | 4.26/SW |
| 16 | 10/04.16:00 | 9.17/NNW | 52 | 10/06.04:00 | 19.03/N | 88 | 10/07.17:00 | 4.02/WSW |
| 17 | 10/04.17:00 | 6.08/NNW | 53 | 10/06.05:00 | 18.93/NNW | 89 | 10/07.18:00 | 3.21/SE |
| 18 | 10/04.18:00 | 1.29/NW | 54 | 10/06.06:00 | 21.79/NNW | 90 | 10/07.19:00 | 3.88/SSE |
| 19 | 10/04.19:00 | .63/E | 55 | 10/06.07:00 | 22.60/NW | 91 | 10/07.20:00 | 4.18/S |
| 20 | 10/04.20:00 | 3.39/E | 56 | 10/06.08:00 | 22.77/NW | 92 | 10/07.21:00 | 3.96/S |
| 21 | 10/04.21:00 | 2.94/ENE | 57 | 10/06.09:00 | 22.74/NW | 93 | 10/07.22:00 | 3.02/S |
| 22 | 10/04.22:00 | 3.12/ENE | 58 | 10/06.10:00 | 22.72/NW | 94 | 10/07.23:00 | 3.52/SSW |
| 23 | 10/04.23:00 | 2.59/NE | 59 | 10/06.11:00 | 20.56/NW | | | |
| 24 | 10/05.00:00 | 2.57/NNE | 60 | 10/06.12:00 | 22.21/NW | | | |
| 25 | 10/05.01:00 | 3.35/N | 61 | 10/06.13:00 | 21.17/NW | | | |
| 26 | 10/05.02:00 | 2.47/N | 62 | 10/06.14:00 | 20.69/WNW | | | |
| 27 | 10/05.03:00 | 1.66/N | 63 | 10/06.15:00 | 21.66/WNW | | | |
| 28 | 10/05.04:00 | 1.10/N | 64 | 10/06.16:00 | 21.71/WNW | | | |
| 29 | 10/05.05:00 | 4.97/N | 65 | 10/06.17:00 | 21.34/WNW | | | |
| 30 | 10/05.06:00 | 5.57/NNE | 66 | 10/06.18:00 | 21.78/WNW | | | |
| 31 | 10/05.07:00 | 4.59/N | 67 | 10/06.19:00 | 20.82/WNW | | | |
| 32 | 10/05.08:00 | 3.04/N | 68 | 10/06.20:00 | 21.06/W | | | |
| 33 | 10/05.09:00 | 3.74/NNE | 69 | 10/06.21:00 | 21.60/W | | | |
| 34 | 10/05.10:00 | 4.58/N | 70 | 10/06.22:00 | 19.51/W | | | |
| 35 | 10/05.11:00 | 5.31/NNE | 71 | 10/06.23:00 | 19.28/WSW | | | |
| 36 | 10/05.12:00 | 5.67/NNE | 72 | 10/07.00:00 | 17.44/W | | | |

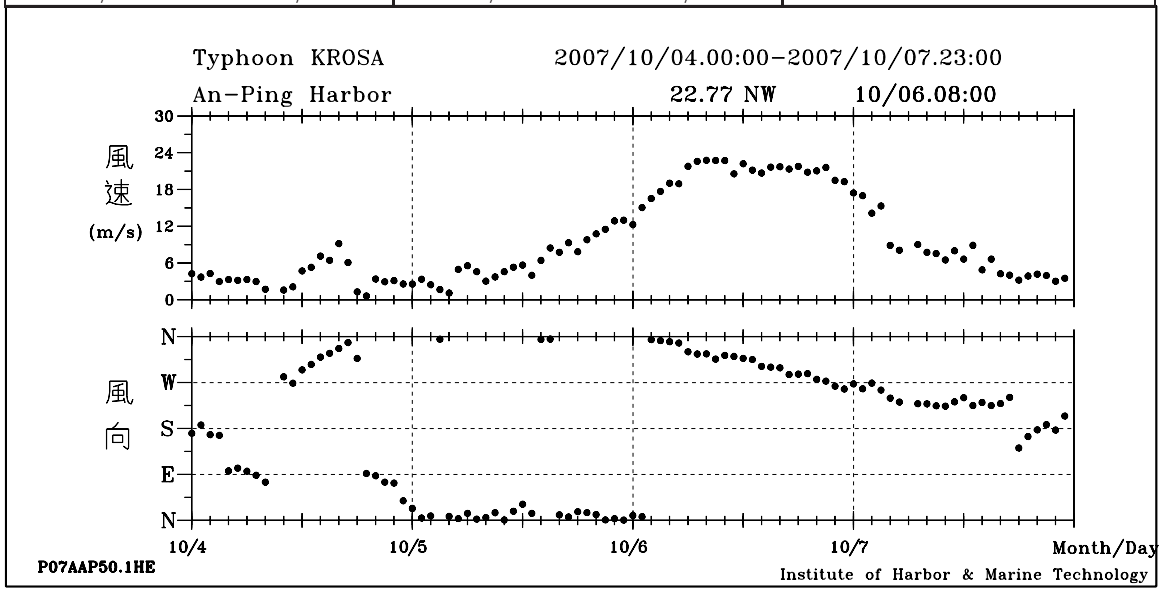


# 圖11.5.5　2007年柯羅莎颱風安平港風速及風向歷線圖

# 表11.5.6　2007年米塔 颱風安平港風速及風向報表

**2007年11月25日 0時 0分～ 2007年11月27日23時 0分**

| 序號 | 時 間<br>月/日. 時: 分 | 風速風向<br>(m/s)(來向) | 序號 | 時 間<br>月/日. 時: 分 | 風速風向<br>(m/s)(來向) | 序號 | 時 間<br>月/日. 時: 分 | 風速風向<br>(m/s)(來向) |
|---|---|---|---|---|---|---|---|---|
| 01 | 11/25.00:00 | 3.90/NNE | 37 | 11/27.13:00 | 14.76/N | | | |
| 02 | 11/25.01:00 | 5.24/NNE | 38 | 11/27.14:00 | 16.82/N | | | |
| 03 | 11/25.02:00 | 3.49/NNE | 39 | 11/27.15:00 | 14.95/N | | | |
| 04 | 11/25.03:00 | 3.55/NE | 40 | 11/27.16:00 | 13.76/N | | | |
| 05 | 11/25.04:00 | 2.80/NNE | 41 | 11/27.17:00 | 10.67/N | | | |
| 06 | 11/25.05:00 | 1.52/NNE | 42 | 11/27.18:00 | 10.70/N | | | |
| 07 | 11/25.06:00 | 3.35/N | 43 | 11/27.19:00 | 11.54/N | | | |
| 08 | 11/25.07:00 | 3.42/NNE | 44 | 11/27.20:00 | 10.06/N | | | |
| 09 | 11/25.08:00 | 2.83/NNE | 45 | 11/27.21:00 | 10.70/NNE | | | |
| 10 | 11/25.10:00 | 3.59/NNW | 46 | 11/27.22:00 | 11.78/N | | | |
| 11 | 11/25.11:00 | 4.18/NNW | 47 | 11/27.23:00 | 10.78/N | | | |
| 12 | 11/25.12:00 | 4.49/NW | | | | | | |
| 13 | 11/25.13:00 | 6.07/NW | | | | | | |
| 14 | 11/25.14:00 | 5.05/NNW | | | | | | |
| 15 | 11/25.15:00 | 6.29/NNW | | | | | | |
| 16 | 11/25.16:00 | 7.14/NNW | | | | | | |
| 17 | 11/25.17:00 | 6.18/NNW | | | | | | |
| 18 | 11/26.18:00 | 10.77/N | | | | | | |
| 19 | 11/26.19:00 | 12.80/N | | | | | | |
| 20 | 11/26.20:00 | 15.29/N | | | | | | |
| 21 | 11/26.21:00 | 17.96/N | | | | | | |
| 22 | 11/26.22:00 | 15.76/N | | | | | | |
| 23 | 11/26.23:00 | 18.50/N | | | | | | |
| 24 | 11/27.00:00 | 17.75/N | | | | | | |
| 25 | 11/27.01:00 | 17.44/N | | | | | | |
| 26 | 11/27.02:00 | 19.50/N | | | | | | |
| 27 | 11/27.03:00 | 20.51/N | | | | | | |
| 28 | 11/27.04:00 | 20.01/N | | | | | | |
| 29 | 11/27.05:00 | 18.67/NNE | | | | | | |
| 30 | 11/27.06:00 | 16.08/NNE | | | | | | |
| 31 | 11/27.07:00 | 16.49/NNE | | | | | | |
| 32 | 11/27.08:00 | 15.39/NNE | | | | | | |
| 33 | 11/27.09:00 | 13.41/N | | | | | | |
| 34 | 11/27.10:00 | 15.98/NNE | | | | | | |
| 35 | 11/27.11:00 | 13.84/N | | | | | | |
| 36 | 11/27.12:00 | 14.04/N | | | | | | |

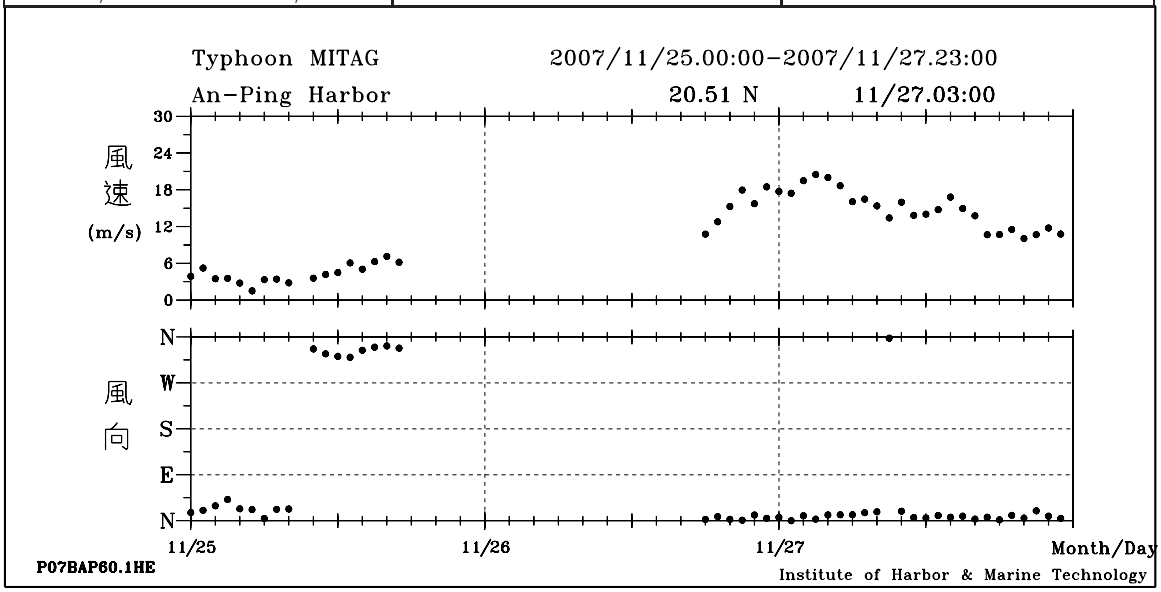


# 圖11.5.6　2007年米塔 颱風安平港風速及風向歷線圖

## 11.6　2007年高雄港颱風期間風報表、歷線圖

# 表11.6.1　2007年帕布 颱風高雄港風速及風向報表

**2007**年 **8**月 **6**日 **0**時 **0**分～ **2007**年 **8**月 **8**日**23**時 **0**分

| 序號 | 時 間<br>月/日. 時: 分 | 風速風向<br>(m/s)(來向) | 序號 | 時 間<br>月/日. 時: 分 | 風速風向<br>(m/s)(來向) | 序號 | 時 間<br>月/日. 時: 分 | 風速風向<br>(m/s)(來向) |
|---|---|---|---|---|---|---|---|---|
| 01 | 08/06.00:00 | 1.40/NNE | 37 | 08/07.12:00 | 3.70/NW | | | |
| 02 | 08/06.01:00 | .50/E | 38 | 08/07.13:00 | 4.20/NW | | | |
| 03 | 08/06.02:00 | .00/W | 39 | 08/07.14:00 | 3.70/NW | | | |
| 04 | 08/06.03:00 | 1.20/E | 40 | 08/07.15:00 | 3.30/NW | | | |
| 05 | 08/06.04:00 | 1.80/E | 41 | 08/07.16:00 | 3.30/NW | | | |
| 06 | 08/06.05:00 | .70/ENE | 42 | 08/07.17:00 | .70/SE | | | |
| 07 | 08/06.06:00 | 1.70/E | 43 | 08/07.18:00 | 2.90/ENE | | | |
| 08 | 08/06.07:00 | 1.30/ENE | 44 | 08/07.19:00 | 1.30/E | | | |
| 09 | 08/06.08:00 | 1.70/ENE | 45 | 08/07.20:00 | .90/S | | | |
| 10 | 08/06.09:00 | .10/N | 46 | 08/07.21:00 | 1.60/E | | | |
| 11 | 08/06.10:00 | 1.90/S | 47 | 08/07.22:00 | 1.60/ENE | | | |
| 12 | 08/06.11:00 | 2.20/W | 48 | 08/07.23:00 | 2.00/E | | | |
| 13 | 08/06.12:00 | 1.90/WSW | 49 | 08/08.00:00 | 3.39/NNE | | | |
| 14 | 08/06.13:00 | 2.50/SSW | 50 | 08/08.01:00 | 5.10/N | | | |
| 15 | 08/06.14:00 | 2.00/SW | 51 | 08/08.02:00 | 4.20/NNE | | | |
| 16 | 08/06.15:00 | 2.20/WNW | 52 | 08/08.03:00 | 7.90/N | | | |
| 17 | 08/06.16:00 | 3.60/NW | 53 | 08/08.04:00 | 4.20/SSE | | | |
| 18 | 08/06.17:00 | 1.50/E | 54 | 08/08.05:00 | 4.60/SSE | | | |
| 19 | 08/06.18:00 | 2.60/N | 55 | 08/08.06:00 | 5.50/SSE | | | |
| 20 | 08/06.19:00 | 1.50/NNE | 56 | 08/08.07:00 | 5.30/SSE | | | |
| 21 | 08/06.20:00 | 1.30/WNW | 57 | 08/08.08:00 | 3.80/SSE | | | |
| 22 | 08/06.21:00 | 1.70/W | 58 | 08/08.09:00 | 4.30/SSE | | | |
| 23 | 08/06.22:00 | .99/W | 59 | 08/08.10:00 | 4.90/SSE | | | |
| 24 | 08/06.23:00 | 1.50/WNW | 60 | 08/08.11:00 | 2.50/SSE | | | |
| 25 | 08/07.00:00 | 1.20/NW | 61 | 08/08.12:00 | 2.00/SSE | | | |
| 26 | 08/07.01:00 | 1.40/NE | 62 | 08/08.13:00 | 3.70/SSE | | | |
| 27 | 08/07.02:00 | 1.10/E | 63 | 08/08.14:00 | 2.00/SSW | | | |
| 28 | 08/07.03:00 | 1.30/E | 64 | 08/08.15:00 | 2.10/S | | | |
| 29 | 08/07.04:00 | 2.30/NE | 65 | 08/08.16:00 | 2.30/W | | | |
| 30 | 08/07.05:00 | .60/ENE | 66 | 08/08.17:00 | 2.50/W | | | |
| 31 | 08/07.06:00 | 1.70/NNE | 67 | 08/08.18:00 | 2.20/WSW | | | |
| 32 | 08/07.07:00 | 1.50/N | 68 | 08/08.19:00 | 2.00/WNW | | | |
| 33 | 08/07.08:00 | 2.90/NNE | 69 | 08/08.20:00 | 1.30/W | | | |
| 34 | 08/07.09:00 | 2.70/N | 70 | 08/08.21:00 | 3.30/W | | | |
| 35 | 08/07.10:00 | 2.30/NW | 71 | 08/08.22:00 | 5.60/WSW | | | |
| 36 | 08/07.11:00 | 3.90/NW | 72 | 08/08.23:00 | 3.40/SW | | | |

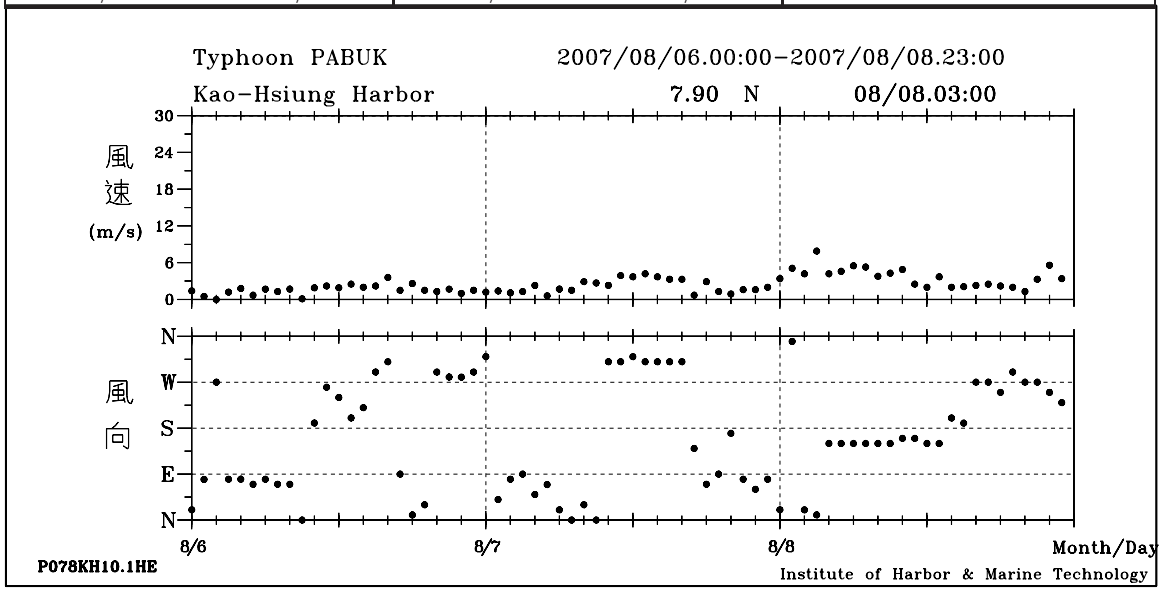


# 圖11.6.1　2007年帕布 颱風高雄港風速及風向歷線圖

# 表11.6.2　2007年梧提 颱風高雄港風速及風向報表

**2007**年 **8**月 **8**日 **0**時 **0**分～ **2007**年 **8**月 **9**日**23**時 **0**分

| 序號 | 時 間<br>月/日. 時: 分 | 風速風向<br>(m/s)(來向) | 序號 | 時 間<br>月/日. 時: 分 | 風速風向<br>(m/s)(來向) | 序號 | 時 間<br>月/日. 時: 分 | 風速風向<br>(m/s)(來向) |
|---|---|---|---|---|---|---|---|---|
| 01 | 08/08.00:00 | 3.39/NNE | 37 | 08/09.12:00 | 1.70/SSE | | | |
| 02 | 08/08.01:00 | 5.10/N | 38 | 08/09.13:00 | 3.89/SSE | | | |
| 03 | 08/08.02:00 | 4.20/NNE | 39 | 08/09.14:00 | 4.70/S | | | |
| 04 | 08/08.03:00 | 7.90/N | 40 | 08/09.15:00 | 3.20/SSE | | | |
| 05 | 08/08.04:00 | 4.20/SSE | 41 | 08/09.16:00 | .30/SSE | | | |
| 06 | 08/08.05:00 | 4.60/SSE | 42 | 08/09.17:00 | 2.30/NE | | | |
| 07 | 08/08.06:00 | 5.50/SSE | 43 | 08/09.18:00 | 1.80/ENE | | | |
| 08 | 08/08.07:00 | 5.30/SSE | 44 | 08/09.19:00 | .80/ENE | | | |
| 09 | 08/08.08:00 | 3.80/SSE | 45 | 08/09.20:00 | .50/SSE | | | |
| 10 | 08/08.09:00 | 4.30/SSE | 46 | 08/09.21:00 | 1.80/S | | | |
| 11 | 08/08.10:00 | 4.90/SSE | 47 | 08/09.22:00 | 2.40/SSE | | | |
| 12 | 08/08.11:00 | 2.50/SSE | 48 | 08/09.23:00 | .90/SSE | | | |
| 13 | 08/08.12:00 | 2.00/SSE | | | | | | |
| 14 | 08/08.13:00 | 3.70/SSE | | | | | | |
| 15 | 08/08.14:00 | 2.00/SSW | | | | | | |
| 16 | 08/08.15:00 | 2.10/S | | | | | | |
| 17 | 08/08.16:00 | 2.30/W | | | | | | |
| 18 | 08/08.17:00 | 2.50/W | | | | | | |
| 19 | 08/08.18:00 | 2.20/WSW | | | | | | |
| 20 | 08/08.19:00 | 2.00/WNW | | | | | | |
| 21 | 08/08.20:00 | 1.30/W | | | | | | |
| 22 | 08/08.21:00 | 3.30/W | | | | | | |
| 23 | 08/08.22:00 | 5.60/WSW | | | | | | |
| 24 | 08/08.23:00 | 3.40/SW | | | | | | |
| 25 | 08/09.00:00 | 3.30/SW | | | | | | |
| 26 | 08/09.01:00 | 3.40/NW | | | | | | |
| 27 | 08/09.02:00 | 2.60/W | | | | | | |
| 28 | 08/09.03:00 | 3.90/SW | | | | | | |
| 29 | 08/09.04:00 | 4.10/W | | | | | | |
| 30 | 08/09.05:00 | 1.50/S | | | | | | |
| 31 | 08/09.06:00 | 1.30/E | | | | | | |
| 32 | 08/09.07:00 | 2.60/SSE | | | | | | |
| 33 | 08/09.08:00 | 2.30/SSE | | | | | | |
| 34 | 08/09.09:00 | .60/ESE | | | | | | |
| 35 | 08/09.10:00 | .70/E | | | | | | |
| 36 | 08/09.11:00 | 1.90/SSE | | | | | | |

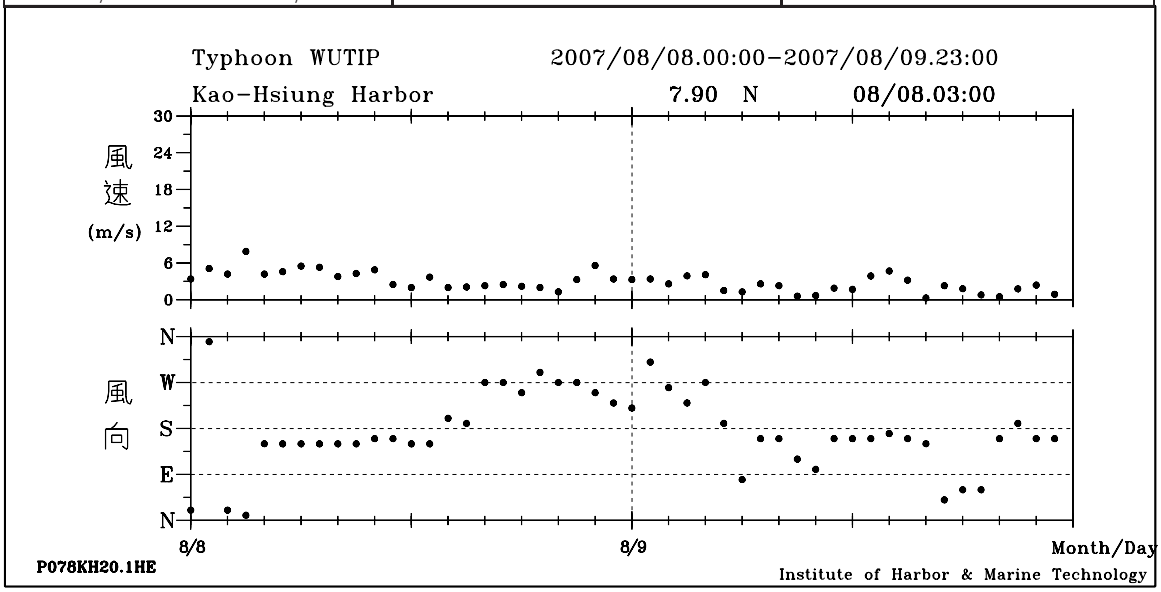


圖11.6.2　2007年梧提 颱風高雄港風速及風向歷線圖

# 表11.6.3　2007年聖帕 颱風高雄港風速及風向報表

**2007年 8月16日 0時 0分～ 2007年 8月19日 23時 0分**

| 序號 | 時 間<br>月/日. 時: 分 | 風速風向<br>(m/s)(來向) | 序號 | 時 間<br>月/日. 時: 分 | 風速風向<br>(m/s)(來向) | 序號 | 時 間<br>月/日. 時: 分 | 風速風向<br>(m/s)(來向) |
|---|---|---|---|---|---|---|---|---|
| 01 | 08/16.00:00 | 3.60/SSE | 37 | 08/17.12:00 | 1.50/SW | 73 | 08/19.00:00 | 7.00/S |
| 02 | 08/16.01:00 | 3.30/SSE | 38 | 08/17.13:00 | 2.10/SSW | 74 | 08/19.01:00 | 7.70/S |
| 03 | 08/16.02:00 | 2.20/SSE | 39 | 08/17.14:00 | 3.00/SSE | 75 | 08/19.02:00 | 8.40/S |
| 04 | 08/16.03:00 | 2.60/SSE | 40 | 08/17.15:00 | 1.70/SSE | 76 | 08/19.03:00 | 9.30/S |
| 05 | 08/16.04:00 | 1.30/ENE | 41 | 08/17.16:00 | 1.80/SSE | 77 | 08/19.04:00 | 7.80/S |
| 06 | 08/16.05:00 | 1.80/NNE | 42 | 08/17.17:00 | .00/W | 78 | 08/19.05:00 | 8.80/W |
| 07 | 08/16.06:00 | 1.40/NE | 43 | 08/17.18:00 | .20/N | 79 | 08/19.06:00 | 8.30/W |
| 08 | 08/16.07:00 | .90/NE | 44 | 08/17.19:00 | 1.60/NNW | 80 | 08/19.07:00 | 6.91/S |
| 09 | 08/16.08:00 | .10/N | 45 | 08/17.20:00 | 1.40/N | 81 | 08/19.08:00 | 7.00/W |
| 10 | 08/16.09:00 | 1.60/SW | 46 | 08/17.21:00 | 2.00/NW | 82 | 08/19.09:00 | 7.30/W |
| 11 | 08/16.10:00 | 1.40/SSW | 47 | 08/17.22:00 | 1.60/NW | 83 | 08/19.10:00 | 7.10/W |
| 12 | 08/16.11:00 | 2.40/W | 48 | 08/17.23:00 | .80/N | 84 | 08/19.11:00 | 6.10/W |
| 13 | 08/16.12:00 | 2.00/WSW | 49 | 08/18.00:00 | .30/SE | 85 | 08/19.12:00 | 5.70/S |
| 14 | 08/16.13:00 | 3.30/W | 50 | 08/18.01:00 | 1.60/W | 86 | 08/19.13:00 | 4.30/S |
| 15 | 08/16.14:00 | 2.40/W | 51 | 08/18.02:00 | 1.40/NW | 87 | 08/19.14:00 | 4.10/S |
| 16 | 08/16.15:00 | .90/NW | 52 | 08/18.03:00 | 3.09/NW | 88 | 08/19.15:00 | 4.20/S |
| 17 | 08/16.16:00 | 1.90/NNW | 53 | 08/18.04:00 | 3.10/WNW | 89 | 08/19.16:00 | 3.20/SSE |
| 18 | 08/16.17:00 | 3.00/N | 54 | 08/18.05:00 | 5.30/NW | 90 | 08/19.17:00 | 3.70/W |
| 19 | 08/16.18:00 | 1.80/ENE | 55 | 08/18.06:00 | 6.10/NW | 91 | 08/19.18:00 | 6.80/W |
| 20 | 08/16.19:00 | .20/N | 56 | 08/18.07:00 | 7.70/W | 92 | 08/19.19:00 | 3.00/SSE |
| 21 | 08/16.20:00 | .50/N | 57 | 08/18.08:00 | 7.30/W | 93 | 08/19.20:00 | 3.90/S |
| 22 | 08/16.21:00 | 1.10/W | 58 | 08/18.09:00 | 8.80/W | 94 | 08/19.21:00 | 3.70/SSE |
| 23 | 08/16.22:00 | .00/W | 59 | 08/18.10:00 | 8.80/W | 95 | 08/19.22:00 | 3.50/SSE |
| 24 | 08/16.23:00 | .90/NW | 60 | 08/18.11:00 | 10.70/W | 96 | 08/19.23:00 | 3.80/SSE |
| 25 | 08/17.00:00 | .70/NNE | 61 | 08/18.12:00 | 12.60/WSW | | | |
| 26 | 08/17.01:00 | .10/N | 62 | 08/18.13:00 | 13.90/WSW | | | |
| 27 | 08/17.02:00 | .40/WSW | 63 | 08/18.14:00 | 12.70/WSW | | | |
| 28 | 08/17.03:00 | 1.40/SW | 64 | 08/18.15:00 | 12.90/WSW | | | |
| 29 | 08/17.04:00 | 1.60/S | 65 | 08/18.16:00 | 12.69/WSW | | | |
| 30 | 08/17.05:00 | 1.40/SW | 66 | 08/18.17:00 | 11.10/WSW | | | |
| 31 | 08/17.06:00 | 1.70/WSW | 67 | 08/18.18:00 | 9.40/SW | | | |
| 32 | 08/17.07:00 | 1.30/W | 68 | 08/18.19:00 | 7.30/SW | | | |
| 33 | 08/17.08:00 | .20/N | 69 | 08/18.20:00 | 5.80/SSW | | | |
| 34 | 08/17.09:00 | 1.20/S | 70 | 08/18.21:00 | 7.90/SSW | | | |
| 35 | 08/17.10:00 | .90/SSW | 71 | 08/18.22:00 | 7.30/S | | | |
| 36 | 08/17.11:00 | 1.70/S | 72 | 08/18.23:00 | 6.00/SSW | | | |

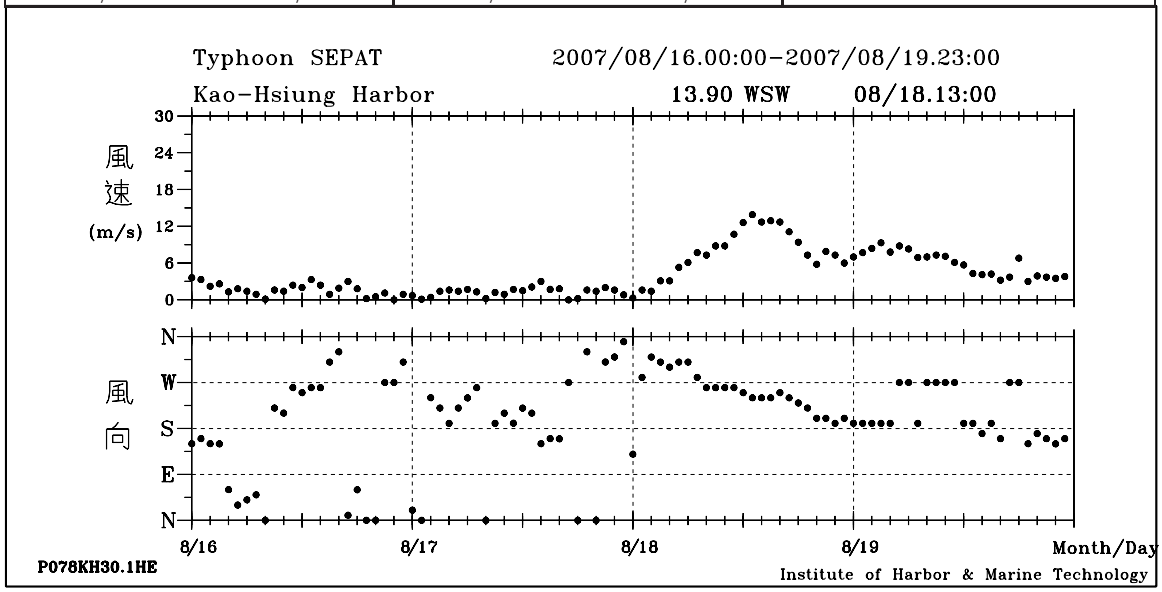


圖11.6.3　2007年聖帕 颱風高雄港風速及風向歷線圖

# 表11.6.4　2007年韋帕 颱風高雄港風速及風向報表

**2007年 9月17日 0時 0分～ 2007年 9月19日 23時 0分**

| 序號 | 時 間<br>月/日. 時: 分 | 風速風向<br>(m/s)(來向) | 序號 | 時 間<br>月/日. 時: 分 | 風速風向<br>(m/s)(來向) | 序號 | 時 間<br>月/日. 時: 分 | 風速風向<br>(m/s)(來向) |
|---|---|---|---|---|---|---|---|---|
| 01 | 09/17.00:00 | 2.90/SSE | 37 | 09/18.12:00 | 6.30/NW | | | |
| 02 | 09/17.01:00 | 2.50/SSE | 38 | 09/18.13:00 | 7.70/NW | | | |
| 03 | 09/17.02:00 | 1.40/S | 39 | 09/18.14:00 | 6.10/NW | | | |
| 04 | 09/17.03:00 | 1.30/NNW | 40 | 09/18.15:00 | 5.40/NW | | | |
| 05 | 09/17.04:00 | 1.60/NNW | 41 | 09/18.16:00 | 5.40/WNW | | | |
| 06 | 09/17.05:00 | 1.10/N | 42 | 09/18.17:00 | 4.10/NW | | | |
| 07 | 09/17.06:00 | .30/ENE | 43 | 09/18.18:00 | 4.00/WNW | | | |
| 08 | 09/17.07:00 | .90/W | 44 | 09/18.19:00 | 3.40/W | | | |
| 09 | 09/17.08:00 | .50/SW | 45 | 09/18.20:00 | 4.70/WNW | | | |
| 10 | 09/17.09:00 | .30/SE | 46 | 09/18.21:00 | 4.60/NW | | | |
| 11 | 09/17.10:00 | 1.31/NE | 47 | 09/18.22:00 | 1.30/NNE | | | |
| 12 | 09/17.11:00 | 1.60/NNE | 48 | 09/18.23:00 | 1.50/E | | | |
| 13 | 09/17.12:00 | 3.30/NNW | 49 | 09/19.00:00 | .90/E | | | |
| 14 | 09/17.13:00 | 5.60/NW | 50 | 09/19.01:00 | 1.70/ENE | | | |
| 15 | 09/17.14:00 | 4.70/NW | 51 | 09/19.02:00 | 1.50/ENE | | | |
| 16 | 09/17.15:00 | 4.10/N | 52 | 09/19.03:00 | 2.20/NE | | | |
| 17 | 09/17.16:00 | 4.60/N | 53 | 09/19.04:00 | .30/ENE | | | |
| 18 | 09/17.17:00 | 4.70/NNW | 54 | 09/19.05:00 | .20/N | | | |
| 19 | 09/17.18:00 | 4.50/N | 55 | 09/19.06:00 | 1.60/S | | | |
| 20 | 09/17.19:00 | 3.80/N | 56 | 09/19.07:00 | 1.70/S | | | |
| 21 | 09/17.20:00 | 4.60/N | 57 | 09/19.08:00 | 1.50/SSW | | | |
| 22 | 09/17.21:00 | 5.70/N | 58 | 09/19.09:00 | 1.90/SSE | | | |
| 23 | 09/17.22:00 | 5.20/N | 59 | 09/19.10:00 | 2.00/SSE | | | |
| 24 | 09/17.23:00 | 7.10/N | 60 | 09/19.11:00 | 2.00/SSE | | | |
| 25 | 09/18.00:00 | 5.40/N | 61 | 09/19.12:00 | 2.70/SSE | | | |
| 26 | 09/18.01:00 | 7.10/N | 62 | 09/19.13:00 | 3.00/SSE | | | |
| 27 | 09/18.02:00 | 5.80/N | 63 | 09/19.14:00 | 4.10/SSE | | | |
| 28 | 09/18.03:00 | 5.70/N | 64 | 09/19.15:00 | 2.00/SSE | | | |
| 29 | 09/18.04:00 | 5.59/N | 65 | 09/19.16:00 | 2.90/SSE | | | |
| 30 | 09/18.05:00 | 6.80/N | 66 | 09/19.17:00 | 2.50/SSE | | | |
| 31 | 09/18.06:00 | 7.20/N | 67 | 09/19.18:00 | 2.90/SSE | | | |
| 32 | 09/18.07:00 | 7.30/NNW | 68 | 09/19.19:00 | 2.60/SSE | | | |
| 33 | 09/18.08:00 | 6.80/NNW | 69 | 09/19.20:00 | 3.20/SSE | | | |
| 34 | 09/18.09:00 | 6.00/NW | 70 | 09/19.21:00 | 2.00/SSE | | | |
| 35 | 09/18.10:00 | 7.90/NW | 71 | 09/19.22:00 | 3.20/S | | | |
| 36 | 09/18.11:00 | 7.30/NW | 72 | 09/19.23:00 | 2.60/S | | | |

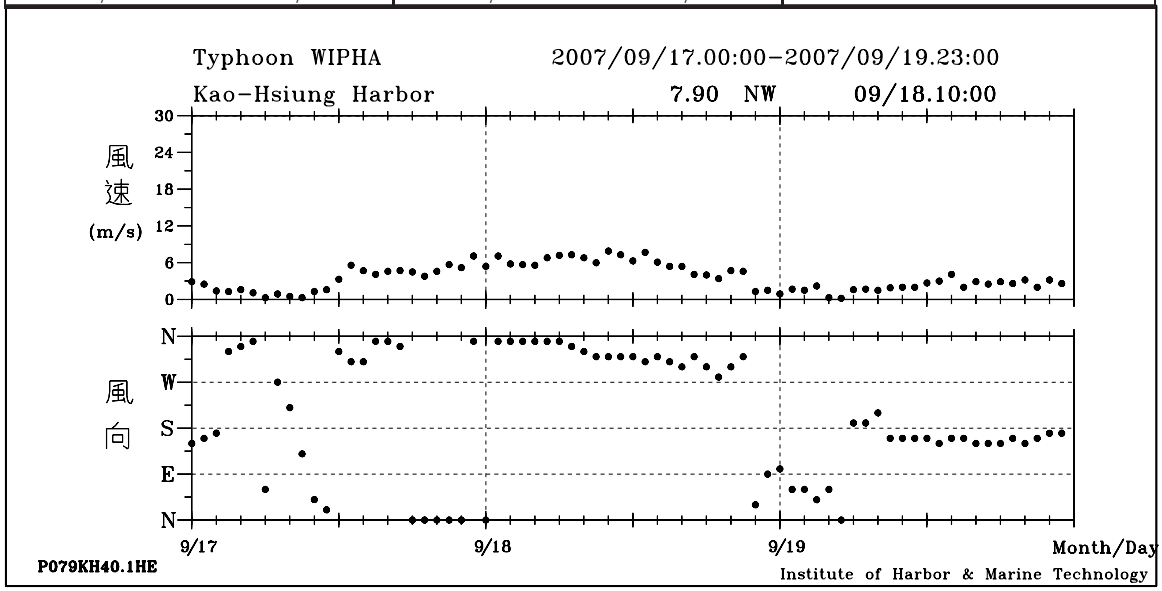


# 圖11.6.4　2007年韋帕 颱風高雄港風速及風向歷線圖

# 表11.6.5　2007年柯羅莎颱風高雄港風速及風向報表

**2007年10月 4日 0時 0分～ 2007年10月 7日 23時 0分**

| 序號 | 時 間 月/日. 時: 分 | 風速風向 (m/s)(來向) | 序號 | 時 間 月/日. 時: 分 | 風速風向 (m/s)(來向) | 序號 | 時 間 月/日. 時: 分 | 風速風向 (m/s)(來向) |
|---|---|---|---|---|---|---|---|---|
| 01 | 10/04.00:00 | 1.60/S | 37 | 10/05.12:00 | .60/ENE | 73 | 10/07.00:00 | 9.80/W |
| 02 | 10/04.01:00 | 1.30/SSW | 38 | 10/05.13:00 | 2.50/WNW | 74 | 10/07.01:00 | 8.00/W |
| 03 | 10/04.02:00 | 1.90/S | 39 | 10/05.14:00 | 3.40/NW | 75 | 10/07.02:00 | 6.80/W |
| 04 | 10/04.03:00 | 1.30/SSW | 40 | 10/05.15:00 | 2.70/NW | 76 | 10/07.03:00 | 5.90/W |
| 05 | 10/04.04:00 | .80/SE | 41 | 10/05.16:00 | 2.80/NNW | 77 | 10/07.04:00 | 3.80/W |
| 06 | 10/04.05:00 | .60/ENE | 42 | 10/05.17:00 | 3.00/N | 78 | 10/07.05:00 | 2.80/W |
| 07 | 10/04.06:00 | .70/ENE | 43 | 10/05.18:00 | 3.60/NNE | 79 | 10/07.06:00 | 4.20/W |
| 08 | 10/04.07:00 | 1.60/ENE | 44 | 10/05.19:00 | 1.10/NE | 80 | 10/07.07:00 | 3.40/SW |
| 09 | 10/04.08:00 | 1.31/NE | 45 | 10/05.20:00 | 1.50/NE | 81 | 10/07.08:00 | 3.40/WSW |
| 10 | 10/04.09:00 | .70/N | 46 | 10/05.21:00 | .90/N | 82 | 10/07.09:00 | 3.80/SSW |
| 11 | 10/04.10:00 | 1.40/SSW | 47 | 10/05.22:00 | 1.90/NNW | 83 | 10/07.10:00 | 4.50/SSW |
| 12 | 10/04.11:00 | 1.31/SW | 48 | 10/05.23:00 | 2.30/N | 84 | 10/07.11:00 | 4.20/SSW |
| 13 | 10/04.12:00 | 2.00/WSW | 49 | 10/06.00:00 | 3.40/N | 85 | 10/07.12:00 | 3.80/SSW |
| 14 | 10/04.13:00 | 1.90/W | 50 | 10/06.01:00 | 3.20/N | 86 | 10/07.13:00 | 3.30/SSW |
| 15 | 10/04.14:00 | 3.10/W | 51 | 10/06.02:00 | 3.90/N | 87 | 10/07.14:00 | 4.70/S |
| 16 | 10/04.15:00 | 3.50/NW | 52 | 10/06.03:00 | 4.60/N | 88 | 10/07.15:00 | 2.60/SSW |
| 17 | 10/04.16:00 | 2.80/WNW | 53 | 10/06.04:00 | 5.70/N | 89 | 10/07.16:00 | 4.10/WSW |
| 18 | 10/04.17:00 | 1.30/W | 54 | 10/06.05:00 | 6.00/N | 90 | 10/07.17:00 | 2.60/WSW |
| 19 | 10/04.18:00 | 1.70/W | 55 | 10/06.06:00 | 6.91/N | 91 | 10/07.18:00 | 2.70/W |
| 20 | 10/04.19:00 | 1.40/NW | 56 | 10/06.07:00 | 10.40/NNW | 92 | 10/07.19:00 | 1.70/WNW |
| 21 | 10/04.20:00 | .90/N | 57 | 10/06.08:00 | 11.80/NNW | 93 | 10/07.20:00 | 1.70/W |
| 22 | 10/04.21:00 | 1.10/NE | 58 | 10/06.09:00 | 10.60/NNW | 94 | 10/07.21:00 | 2.90/W |
| 23 | 10/04.22:00 | 1.10/ENE | 59 | 10/06.10:00 | 11.40/NNW | 95 | 10/07.22:00 | .70/W |
| 24 | 10/04.23:00 | 1.60/E | 60 | 10/06.11:00 | 10.30/NW | 96 | 10/07.23:00 | 1.20/WNW |
| 25 | 10/05.00:00 | 1.10/ENE | 61 | 10/06.12:00 | 10.30/NW | | | |
| 26 | 10/05.01:00 | 1.40/NE | 62 | 10/06.13:00 | 10.70/NW | | | |
| 27 | 10/05.02:00 | 1.40/E | 63 | 10/06.14:00 | 11.70/NW | | | |
| 28 | 10/05.03:00 | 1.40/NNE | 64 | 10/06.15:00 | 11.40/NW | | | |
| 29 | 10/05.04:00 | .40/NE | 65 | 10/06.16:00 | 12.20/NW | | | |
| 30 | 10/05.05:00 | 1.10/E | 66 | 10/06.17:00 | 10.70/NW | | | |
| 31 | 10/05.06:00 | 1.30/NNE | 67 | 10/06.18:00 | 11.20/NW | | | |
| 32 | 10/05.07:00 | .50/NNE | 68 | 10/06.19:00 | 9.90/WNW | | | |
| 33 | 10/05.08:00 | 2.00/N | 69 | 10/06.20:00 | 12.40/W | | | |
| 34 | 10/05.09:00 | 1.20/N | 70 | 10/06.21:00 | 11.20/W | | | |
| 35 | 10/05.10:00 | 1.90/N | 71 | 10/06.22:00 | 9.80/W | | | |
| 36 | 10/05.11:00 | .50/N | 72 | 10/06.23:00 | 4.90/WSW | | | |

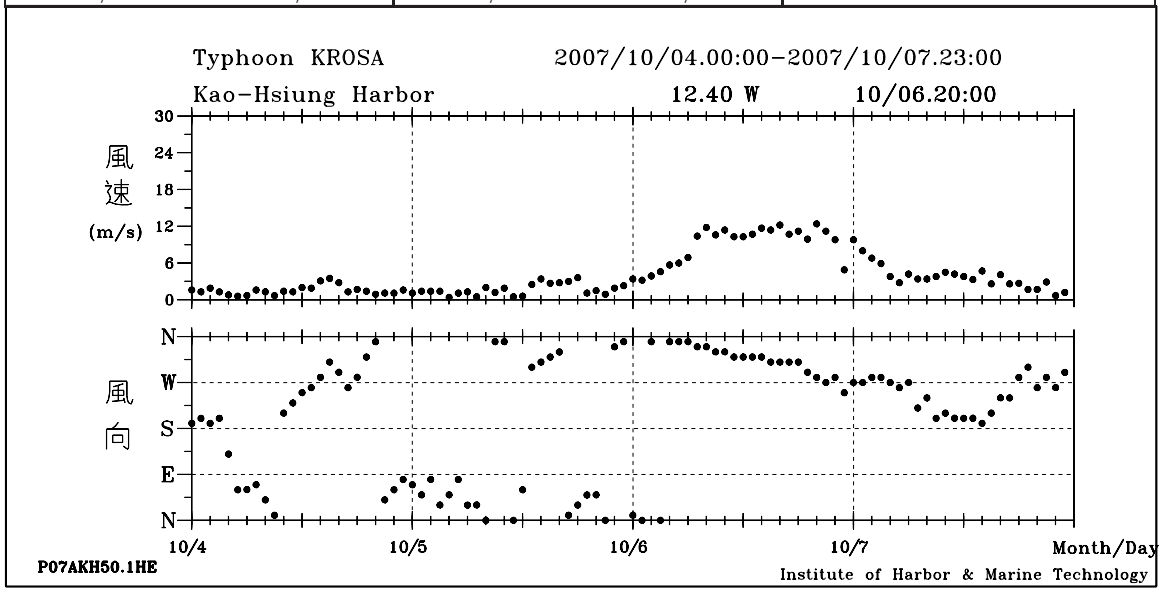


圖11.6.5　2007年柯羅莎颱風高雄港風速及風向歷線圖

# 表11.6.6　2007年米塔 颱風高雄港風速及風向報表

**2007年11月25日 0時 0分～ 2007年11月27日23時 0分**

| 序號 | 時 間<br>月/日. 時: 分 | 風速風向<br>(m/s)(來向) | 序號 | 時 間<br>月/日. 時: 分 | 風速風向<br>(m/s)(來向) | 序號 | 時 間<br>月/日. 時: 分 | 風速風向<br>(m/s)(來向) |
|---|---|---|---|---|---|---|---|---|
| 01 | 11/25.00:00 | 1.00/ENE | 37 | 11/26.12:00 | 1.10/N | | | |
| 02 | 11/25.01:00 | 1.80/E | 38 | 11/26.13:00 | 1.10/NNW | | | |
| 03 | 11/25.02:00 | 1.70/NE | 39 | 11/26.14:00 | .90/NW | | | |
| 04 | 11/25.03:00 | 1.90/NE | 40 | 11/26.15:00 | 1.20/N | | | |
| 05 | 11/25.04:00 | 1.30/E | 41 | 11/26.16:00 | 1.80/NNE | | | |
| 06 | 11/25.05:00 | 1.00/ENE | 42 | 11/26.17:00 | 2.00/N | | | |
| 07 | 11/25.06:00 | .90/NE | 43 | 11/26.18:00 | 1.60/N | | | |
| 08 | 11/25.07:00 | 1.60/NE | 44 | 11/26.19:00 | 2.70/N | | | |
| 09 | 11/25.08:00 | .40/NE | 45 | 11/26.20:00 | 3.20/N | | | |
| 10 | 11/25.09:00 | 1.30/NNE | 46 | 11/26.21:00 | 4.20/N | | | |
| 11 | 11/25.10:00 | 1.30/WNW | 47 | 11/26.22:00 | 5.00/N | | | |
| 12 | 11/25.11:00 | 2.30/NW | 48 | 11/26.23:00 | 3.80/N | | | |
| 13 | 11/25.12:00 | 2.80/NW | 49 | 11/27.00:00 | 5.40/N | | | |
| 14 | 11/25.13:00 | 4.60/NW | 50 | 11/27.01:00 | 5.30/N | | | |
| 15 | 11/25.14:00 | 3.20/NW | 51 | 11/27.02:00 | 4.70/N | | | |
| 16 | 11/25.15:00 | 3.30/NW | 52 | 11/27.03:00 | 4.70/N | | | |
| 17 | 11/25.16:00 | 2.90/NW | 53 | 11/27.04:00 | 4.60/N | | | |
| 18 | 11/25.17:00 | 2.40/NW | 54 | 11/27.05:00 | 5.30/N | | | |
| 19 | 11/25.18:00 | .60/WNW | 55 | 11/27.06:00 | 2.40/N | | | |
| 20 | 11/25.19:00 | .60/W | 56 | 11/27.07:00 | 2.30/NNE | | | |
| 21 | 11/25.20:00 | .60/WNW | 57 | 11/27.08:00 | 3.00/N | | | |
| 22 | 11/25.21:00 | 1.10/NW | 58 | 11/27.09:00 | 3.80/NNE | | | |
| 23 | 11/25.22:00 | .10/N | 59 | 11/27.10:00 | 3.61/N | | | |
| 24 | 11/25.23:00 | .00/W | 60 | 11/27.11:00 | 2.80/N | | | |
| 25 | 11/26.00:00 | .50/WNW | 61 | 11/27.12:00 | 3.40/N | | | |
| 26 | 11/26.01:00 | .40/N | 62 | 11/27.13:00 | 2.60/NNE | | | |
| 27 | 11/26.02:00 | 1.30/NNE | 63 | 11/27.14:00 | 2.50/N | | | |
| 28 | 11/26.03:00 | .30/NE | 64 | 11/27.15:00 | 2.80/N | | | |
| 29 | 11/26.04:00 | .00/W | 65 | 11/27.16:00 | 2.40/N | | | |
| 30 | 11/26.05:00 | 1.50/ENE | 66 | 11/27.17:00 | 3.40/N | | | |
| 31 | 11/26.06:00 | 1.10/NNE | 67 | 11/27.18:00 | 2.40/N | | | |
| 32 | 11/26.07:00 | .00/W | 68 | 11/27.19:00 | 1.40/N | | | |
| 33 | 11/26.08:00 | 1.50/N | 69 | 11/27.20:00 | 1.20/N | | | |
| 34 | 11/26.09:00 | 1.50/N | 70 | 11/27.21:00 | 1.70/NNW | | | |
| 35 | 11/26.10:00 | 1.40/N | 71 | 11/27.22:00 | 1.40/N | | | |
| 36 | 11/26.11:00 | .90/NW | 72 | 11/27.23:00 | 2.80/NNE | | | |

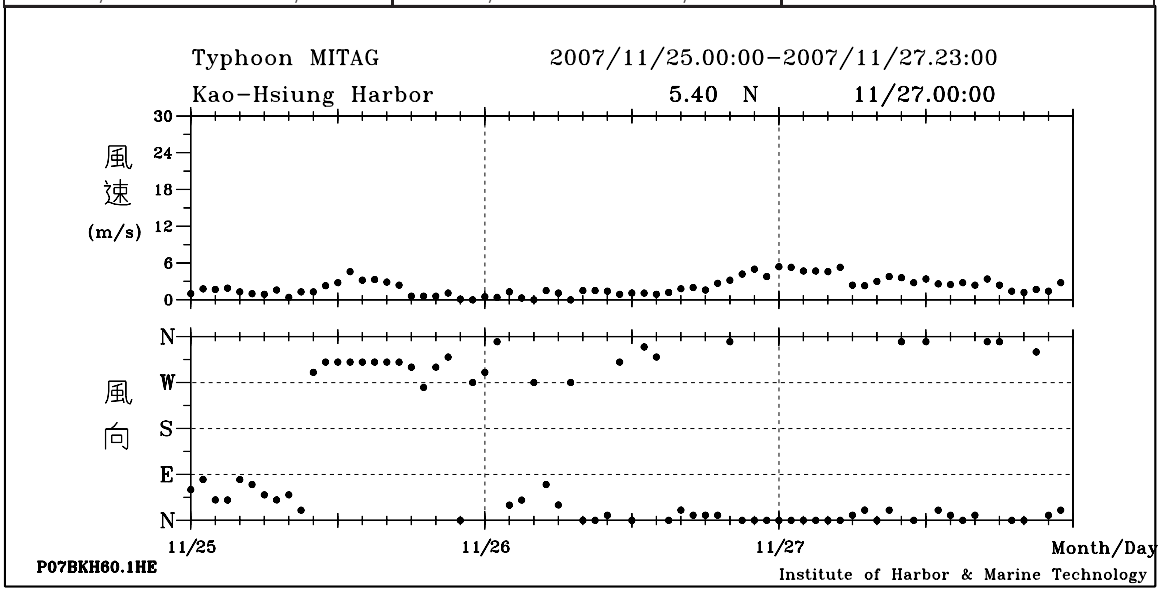


圖11.6.6　2007年米塔 颱風高雄港風速及風向歷線圖

# 11.7　2007年花蓮港颱風期間風報表、歷線圖

# 表11.7.1　2007年帕布 颱風花蓮港風速及風向報表

**2007年 8月 6日 0時 0分～ 2007年 8月 8日 23時 0分**

| 序號 | 時 間<br>月/日. 時: 分 | 風速風向<br>(m/s)(來向) | 序號 | 時 間<br>月/日. 時: 分 | 風速風向<br>(m/s)(來向) | 序號 | 時 間<br>月/日. 時: 分 | 風速風向<br>(m/s)(來向) |
|---|---|---|---|---|---|---|---|---|
| 01 | 08/06.00:00 | 2.60/SW | 37 | 08/07.12:00 | .90/WNW | | | |
| 02 | 08/06.01:00 | 3.10/WSW | 38 | 08/07.13:00 | 1.40/WNW | | | |
| 03 | 08/06.02:00 | 3.00/WSW | 39 | 08/07.14:00 | 3.50/NW | | | |
| 04 | 08/06.03:00 | 2.50/W | 40 | 08/07.15:00 | 2.50/NNW | | | |
| 05 | 08/06.04:00 | 1.50/W | 41 | 08/07.16:00 | 3.50/NNW | | | |
| 06 | 08/06.05:00 | 2.20/WSW | 42 | 08/07.17:00 | .40/WSW | | | |
| 07 | 08/06.06:00 | 2.80/WSW | 43 | 08/07.18:00 | 3.60/NNW | | | |
| 08 | 08/06.07:00 | 2.50/WSW | 44 | 08/07.19:00 | 3.00/N | | | |
| 09 | 08/06.08:00 | 1.00/SSW | 45 | 08/07.20:00 | 7.90/N | | | |
| 10 | 08/06.09:00 | 1.30/SSE | 46 | 08/07.21:00 | 6.91/N | | | |
| 11 | 08/06.10:00 | 2.50/ESE | 47 | 08/07.22:00 | 6.20/N | | | |
| 12 | 08/06.11:00 | 2.80/ESE | 48 | 08/07.23:00 | 5.30/N | | | |
| 13 | 08/06.12:00 | 3.50/ESE | 49 | 08/08.00:00 | .80/W | | | |
| 14 | 08/06.13:00 | 4.50/E | 50 | 08/08.01:00 | 3.39/NNW | | | |
| 15 | 08/06.14:00 | 4.60/E | 51 | 08/08.02:00 | 6.30/SW | | | |
| 16 | 08/06.15:00 | 4.60/E | 52 | 08/08.03:00 | 2.20/NNW | | | |
| 17 | 08/06.16:00 | 4.10/E | 53 | 08/08.04:00 | 3.70/W | | | |
| 18 | 08/06.17:00 | 3.90/E | 54 | 08/08.05:00 | 2.90/NW | | | |
| 19 | 08/06.18:00 | 2.30/NE | 55 | 08/08.06:00 | 2.80/WNW | | | |
| 20 | 08/06.19:00 | 2.30/N | 56 | 08/08.07:00 | 3.20/WNW | | | |
| 21 | 08/06.20:00 | 1.50/N | 57 | 08/08.08:00 | 2.30/W | | | |
| 22 | 08/06.21:00 | 1.90/NNW | 58 | 08/08.09:00 | 2.90/NW | | | |
| 23 | 08/06.22:00 | 1.00/NNW | 59 | 08/08.10:00 | 1.60/NW | | | |
| 24 | 08/06.23:00 | 1.30/WNW | 60 | 08/08.11:00 | 3.80/N | | | |
| 25 | 08/07.00:00 | 1.50/NNW | 61 | 08/08.12:00 | 4.20/N | | | |
| 26 | 08/07.01:00 | 2.00/WNW | 62 | 08/08.13:00 | 4.30/N | | | |
| 27 | 08/07.02:00 | 2.20/WSW | 63 | 08/08.14:00 | 4.60/N | | | |
| 28 | 08/07.03:00 | 2.10/WSW | 64 | 08/08.15:00 | 3.70/NNE | | | |
| 29 | 08/07.04:00 | 2.30/W | 65 | 08/08.16:00 | 5.00/N | | | |
| 30 | 08/07.05:00 | 2.50/W | 66 | 08/08.17:00 | 5.00/N | | | |
| 31 | 08/07.06:00 | 1.80/WNW | 67 | 08/08.18:00 | 3.61/N | | | |
| 32 | 08/07.07:00 | 1.50/W | 68 | 08/08.19:00 | 4.20/NNE | | | |
| 33 | 08/07.08:00 | 2.20/W | 69 | 08/08.20:00 | 7.00/NNE | | | |
| 34 | 08/07.09:00 | 4.50/NNE | 70 | 08/08.21:00 | 6.00/N | | | |
| 35 | 08/07.10:00 | 2.20/NNE | 71 | 08/08.22:00 | 6.50/NE | | | |
| 36 | 08/07.11:00 | 1.10/NE | 72 | 08/08.23:00 | 6.91/N | | | |

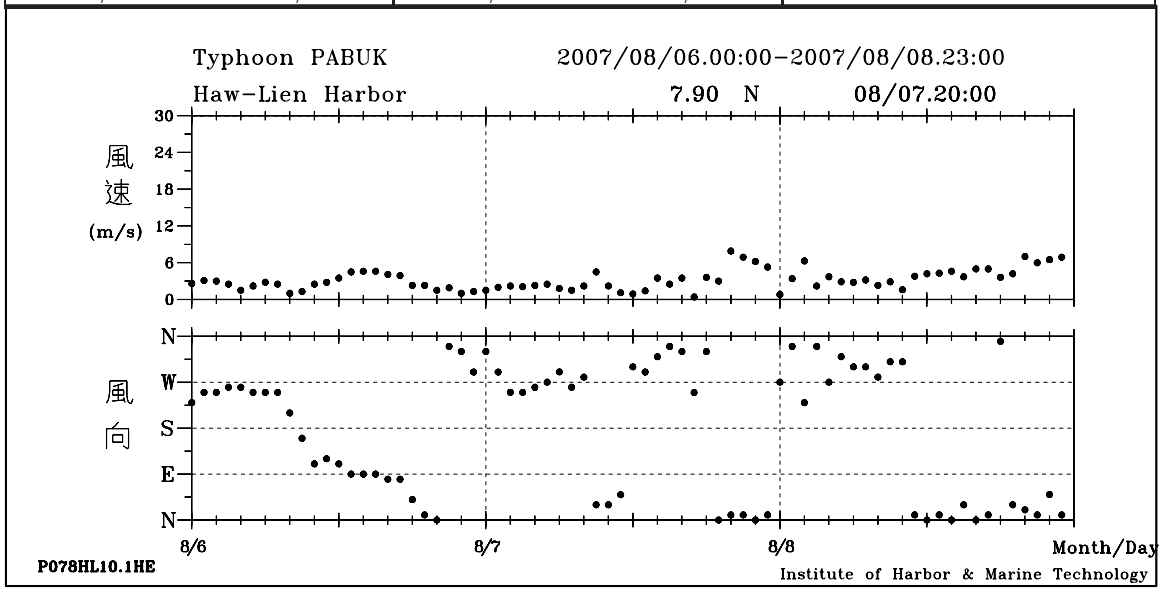


圖11.7.1　2007年帕布 颱風花蓮港風速及風向歷線圖

# 表11.7.2　2007年梧提 颱風花蓮港風速及風向報表

**2007**年 **8**月 **8**日 **0**時 **0**分～ **2007**年 **8**月 **9**日**23**時 **0**分

| 序號 | 時 間<br>月/日. 時: 分 | 風速風向<br>(m/s)(來向) | 序號 | 時 間<br>月/日. 時: 分 | 風速風向<br>(m/s)(來向) | 序號 | 時 間<br>月/日. 時: 分 | 風速風向<br>(m/s)(來向) |
|---|---|---|---|---|---|---|---|---|
| 01 | 08/08.00:00 | .80/W | 37 | 08/09.12:00 | 5.10/W | | | |
| 02 | 08/08.01:00 | 3.39/NNW | 38 | 08/09.13:00 | 4.20/SSE | | | |
| 03 | 08/08.02:00 | 6.30/SW | 39 | 08/09.14:00 | 1.50/SE | | | |
| 04 | 08/08.03:00 | 2.20/NNW | 40 | 08/09.15:00 | 2.20/ESE | | | |
| 05 | 08/08.04:00 | 3.70/W | 41 | 08/09.16:00 | 1.60/ESE | | | |
| 06 | 08/08.05:00 | 2.90/NW | 42 | 08/09.17:00 | 1.80/ESE | | | |
| 07 | 08/08.06:00 | 2.80/WNW | 43 | 08/09.18:00 | 2.10/E | | | |
| 08 | 08/08.07:00 | 3.20/WNW | 44 | 08/09.19:00 | .00/W | | | |
| 09 | 08/08.08:00 | 2.30/W | 45 | 08/09.20:00 | 1.10/SSE | | | |
| 10 | 08/08.09:00 | 2.90/NW | 46 | 08/09.21:00 | .00/W | | | |
| 11 | 08/08.10:00 | 1.60/NW | 47 | 08/09.22:00 | .10/N | | | |
| 12 | 08/08.11:00 | 3.80/N | 48 | 08/09.23:00 | .70/N | | | |
| 13 | 08/08.12:00 | 4.20/N | | | | | | |
| 14 | 08/08.13:00 | 4.30/N | | | | | | |
| 15 | 08/08.14:00 | 4.60/N | | | | | | |
| 16 | 08/08.15:00 | 3.70/NNE | | | | | | |
| 17 | 08/08.16:00 | 5.00/N | | | | | | |
| 18 | 08/08.17:00 | 5.00/N | | | | | | |
| 19 | 08/08.18:00 | 3.61/N | | | | | | |
| 20 | 08/08.19:00 | 4.20/NNE | | | | | | |
| 21 | 08/08.20:00 | 7.00/NNE | | | | | | |
| 22 | 08/08.21:00 | 6.00/N | | | | | | |
| 23 | 08/08.22:00 | 6.50/NE | | | | | | |
| 24 | 08/08.23:00 | 6.91/N | | | | | | |
| 25 | 08/09.00:00 | 6.00/N | | | | | | |
| 26 | 08/09.01:00 | 6.30/NNE | | | | | | |
| 27 | 08/09.02:00 | 5.10/NNE | | | | | | |
| 28 | 08/09.03:00 | 5.10/ENE | | | | | | |
| 29 | 08/09.04:00 | 2.00/E | | | | | | |
| 30 | 08/09.05:00 | 3.50/NNW | | | | | | |
| 31 | 08/09.06:00 | 2.51/NE | | | | | | |
| 32 | 08/09.07:00 | 1.70/ENE | | | | | | |
| 33 | 08/09.08:00 | 1.50/N | | | | | | |
| 34 | 08/09.09:00 | .60/SSW | | | | | | |
| 35 | 08/09.10:00 | 2.40/SSE | | | | | | |
| 36 | 08/09.11:00 | 4.20/W | | | | | | |

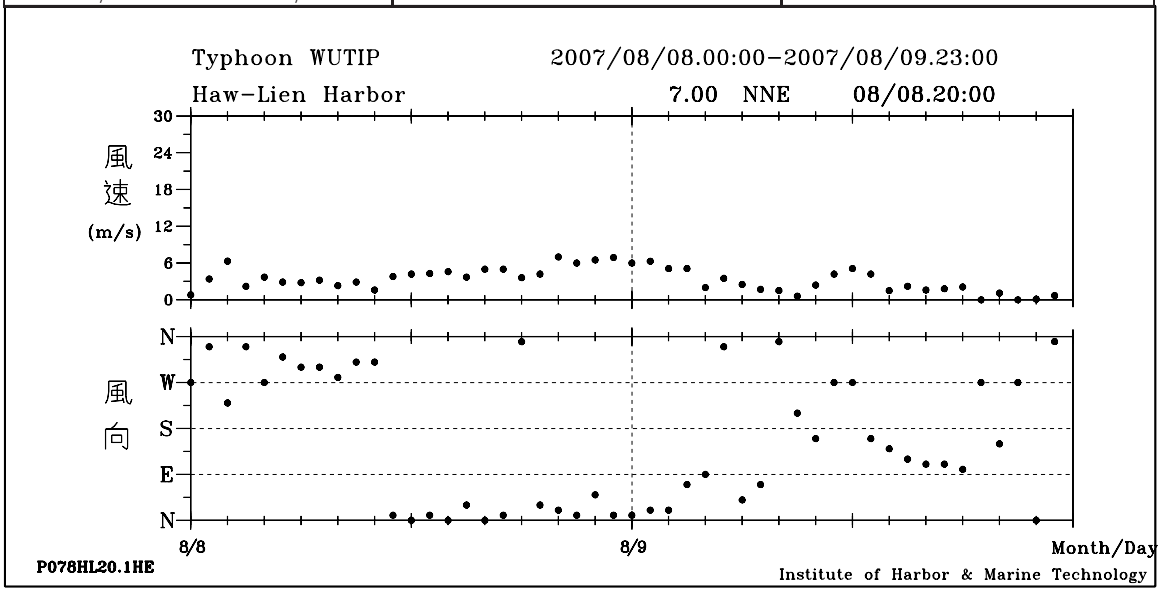


圖11.7.2　2007年梧提 颱風花蓮港風速及風向歷線圖

# 表11.7.3　2007年聖帕 颱風花蓮港風速及風向報表

**2007年 8月16日 0時 0分～ 2007年 8月19日 23時 0分**

| 序號 | 時 間 月/日. 時: 分 | 風速風向 (m/s)(來向) | 序號 | 時 間 月/日. 時: 分 | 風速風向 (m/s)(來向) | 序號 | 時 間 月/日. 時: 分 | 風速風向 (m/s)(來向) |
|---|---|---|---|---|---|---|---|---|
| 01 | 08/16.00:00 | 2.70/WSW | 37 | 08/17.20:00 | 5.80/ENE | 73 | 08/19.08:00 | 3.60/SW |
| 02 | 08/16.01:00 | 3.10/WSW | 38 | 08/17.21:00 | 6.20/E | 74 | 08/19.09:00 | 3.60/SSW |
| 03 | 08/16.02:00 | 3.39/WSW | 39 | 08/17.22:00 | 8.40/E | 75 | 08/19.10:00 | 2.50/SSW |
| 04 | 08/16.03:00 | 3.50/WSW | 40 | 08/17.23:00 | 10.60/E | 76 | 08/19.11:00 | 2.60/S |
| 05 | 08/16.04:00 | 3.50/WSW | 41 | 08/18.00:00 | 9.40/E | 77 | 08/19.12:00 | 6.00/SSW |
| 06 | 08/16.05:00 | 2.70/WSW | 42 | 08/18.01:00 | 13.30/E | 78 | 08/19.13:00 | 12.10/S |
| 07 | 08/16.06:00 | 2.50/WSW | 43 | 08/18.02:00 | 12.30/E | 79 | 08/19.14:00 | 13.40/W |
| 08 | 08/16.07:00 | 2.40/WSW | 44 | 08/18.03:00 | 11.40/E | 80 | 08/19.15:00 | 8.10/W |
| 09 | 08/16.08:00 | .90/WSW | 45 | 08/18.04:00 | 15.60/ESE | 81 | 08/19.16:00 | 6.60/SSW |
| 10 | 08/16.09:00 | 1.80/ESE | 46 | 08/18.05:00 | 15.40/ESE | 82 | 08/19.17:00 | 6.40/S |
| 11 | 08/16.10:00 | 2.20/ENE | 47 | 08/18.06:00 | 12.00/SE | 83 | 08/19.18:00 | 2.50/S |
| 12 | 08/16.11:00 | 3.90/ENE | 48 | 08/18.07:00 | 15.50/SSE | 84 | 08/19.19:00 | 5.80/W |
| 13 | 08/16.12:00 | 4.10/NE | 49 | 08/18.08:00 | 16.40/S | 85 | 08/19.20:00 | 5.59/S |
| 14 | 08/16.13:00 | 4.20/NE | 50 | 08/18.09:00 | 19.60/S | 86 | 08/19.21:00 | 2.70/S |
| 15 | 08/16.14:00 | 5.80/NE | 51 | 08/18.10:00 | 18.10/SSW | 87 | 08/19.22:00 | 2.30/W |
| 16 | 08/16.15:00 | 6.10/NNE | 52 | 08/18.11:00 | 18.30/SSW | 88 | 08/19.23:00 | 2.40/S |
| 17 | 08/16.16:00 | 4.80/NNE | 53 | 08/18.12:00 | 17.50/SSW | | | |
| 18 | 08/16.17:00 | 5.30/NE | 54 | 08/18.13:00 | 17.50/S | | | |
| 19 | 08/16.18:00 | 4.00/NNE | 55 | 08/18.14:00 | 17.10/SSW | | | |
| 20 | 08/16.19:00 | 5.20/NE | 56 | 08/18.15:00 | 17.60/S | | | |
| 21 | 08/16.20:00 | 3.50/NNW | 57 | 08/18.16:00 | 18.20/S | | | |
| 22 | 08/16.21:00 | .30/NW | 58 | 08/18.17:00 | 18.20/W | | | |
| 23 | 08/16.22:00 | 2.20/SW | 59 | 08/18.18:00 | 14.60/W | | | |
| 24 | 08/16.23:00 | .80/SSW | 60 | 08/18.19:00 | 13.10/S | | | |
| 25 | 08/17.06:00 | 3.40/WNW | 61 | 08/18.20:00 | 3.60/SSW | | | |
| 26 | 08/17.09:00 | 5.20/NNE | 62 | 08/18.21:00 | 2.00/S | | | |
| 27 | 08/17.10:00 | 5.59/E | 63 | 08/18.22:00 | 1.70/W | | | |
| 28 | 08/17.11:00 | 6.30/ESE | 64 | 08/18.23:00 | 1.70/SSW | | | |
| 29 | 08/17.12:00 | 5.70/N | 65 | 08/19.00:00 | 3.90/SW | | | |
| 30 | 08/17.13:00 | 6.20/E | 66 | 08/19.01:00 | 4.90/WSW | | | |
| 31 | 08/17.14:00 | 4.10/E | 67 | 08/19.02:00 | 4.80/SSW | | | |
| 32 | 08/17.15:00 | 5.40/NNE | 68 | 08/19.03:00 | 3.90/SSW | | | |
| 33 | 08/17.16:00 | 5.90/NE | 69 | 08/19.04:00 | 2.51/SW | | | |
| 34 | 08/17.17:00 | 3.00/ENE | 70 | 08/19.05:00 | 4.29/SW | | | |
| 35 | 08/17.18:00 | 6.10/E | 71 | 08/19.06:00 | 2.40/SW | | | |
| 36 | 08/17.19:00 | 6.80/ENE | 72 | 08/19.07:00 | 3.20/SSW | | | |

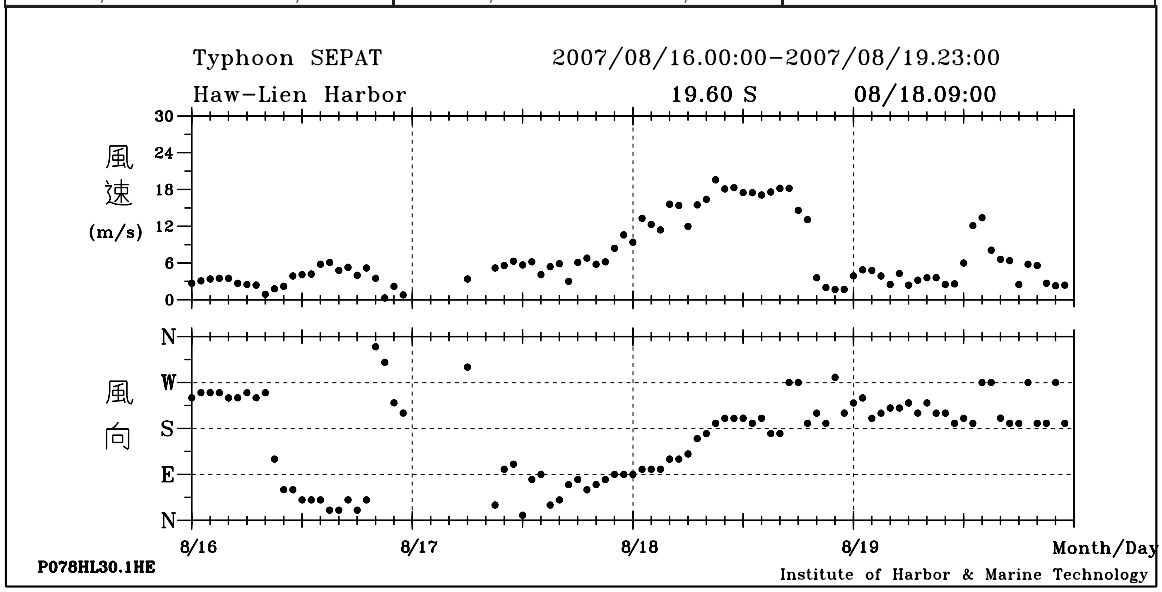


# 圖11.7.3　2007年聖帕 颱風花蓮港風速及風向歷線圖

# 表11.7.4　2007年韋帕 颱風花蓮港風速及風向報表

**2007年 9月17日 0時 0分～ 2007年 9月19日 23時 0分**

| 序號 | 時 間<br>月/日. 時: 分 | 風速風向<br>(m/s)(來向) | 序號 | 時 間<br>月/日. 時: 分 | 風速風向<br>(m/s)(來向) | 序號 | 時 間<br>月/日. 時: 分 | 風速風向<br>(m/s)(來向) |
|---|---|---|---|---|---|---|---|---|
| 01 | 09/17.00:00 | 2.60/SW | 37 | 09/18.12:00 | .70/WSW | | | |
| 02 | 09/17.01:00 | 2.90/WSW | 38 | 09/18.13:00 | 1.90/W | | | |
| 03 | 09/17.02:00 | 1.60/WSW | 39 | 09/18.14:00 | 1.10/SW | | | |
| 04 | 09/17.03:00 | 2.10/WSW | 40 | 09/18.15:00 | 2.80/SW | | | |
| 05 | 09/17.04:00 | 3.09/SW | 41 | 09/18.16:00 | 3.30/SW | | | |
| 06 | 09/17.05:00 | 3.09/SW | 42 | 09/18.17:00 | 1.80/SW | | | |
| 07 | 09/17.06:00 | 3.20/SW | 43 | 09/18.18:00 | 1.10/SSW | | | |
| 08 | 09/17.07:00 | 2.70/SW | 44 | 09/18.19:00 | 1.30/E | | | |
| 09 | 09/17.08:00 | 3.30/SW | 45 | 09/18.20:00 | 1.40/NNE | | | |
| 10 | 09/17.09:00 | 3.09/SW | 46 | 09/18.21:00 | 2.20/NW | | | |
| 11 | 09/17.10:00 | 1.60/SE | 47 | 09/18.22:00 | 2.10/W | | | |
| 12 | 09/17.11:00 | 2.80/SSW | 48 | 09/18.23:00 | 1.70/SW | | | |
| 13 | 09/17.12:00 | 4.30/E | 49 | 09/19.00:00 | 4.90/SW | | | |
| 14 | 09/17.13:00 | 3.80/E | 50 | 09/19.01:00 | 4.70/SW | | | |
| 15 | 09/17.14:00 | 3.30/S | 51 | 09/19.02:00 | 3.80/SSW | | | |
| 16 | 09/17.15:00 | 4.40/E | 52 | 09/19.03:00 | 4.00/SW | | | |
| 17 | 09/17.16:00 | 1.80/ESE | 53 | 09/19.04:00 | 2.50/WSW | | | |
| 18 | 09/17.17:00 | 1.00/SE | 54 | 09/19.05:00 | 3.60/SSW | | | |
| 19 | 09/17.18:00 | 3.30/SW | 55 | 09/19.06:00 | 4.50/SW | | | |
| 20 | 09/17.19:00 | 2.90/SW | 56 | 09/19.07:00 | 2.51/SW | | | |
| 21 | 09/17.20:00 | 3.80/SW | 57 | 09/19.08:00 | 2.40/SW | | | |
| 22 | 09/17.21:00 | 3.20/WSW | 58 | 09/19.09:00 | 4.29/SW | | | |
| 23 | 09/17.22:00 | 4.00/SW | 59 | 09/19.10:00 | 3.80/SSW | | | |
| 24 | 09/17.23:00 | 3.20/SW | 60 | 09/19.11:00 | 4.30/SSW | | | |
| 25 | 09/18.00:00 | 3.30/SW | 61 | 09/19.12:00 | 3.30/SSW | | | |
| 26 | 09/18.01:00 | 4.50/SW | 62 | 09/19.13:00 | 2.51/SW | | | |
| 27 | 09/18.02:00 | 4.81/SW | 63 | 09/19.14:00 | 2.30/SW | | | |
| 28 | 09/18.03:00 | 4.00/SSW | 64 | 09/19.15:00 | 4.40/SW | | | |
| 29 | 09/18.04:00 | 1.70/WNW | 65 | 09/19.16:00 | 3.60/SW | | | |
| 30 | 09/18.05:00 | .30/NE | 66 | 09/19.17:00 | 2.70/WSW | | | |
| 31 | 09/18.06:00 | 3.09/SW | 67 | 09/19.18:00 | 3.60/WSW | | | |
| 32 | 09/18.07:00 | 1.70/WSW | 68 | 09/19.19:00 | 2.70/SW | | | |
| 33 | 09/18.08:00 | 3.50/SW | 69 | 09/19.20:00 | 3.60/SW | | | |
| 34 | 09/18.09:00 | 3.80/SW | 70 | 09/19.21:00 | 3.30/SW | | | |
| 35 | 09/18.10:00 | 2.60/SSW | 71 | 09/19.22:00 | 3.90/SW | | | |
| 36 | 09/18.11:00 | 2.00/SW | 72 | 09/19.23:00 | 4.40/SW | | | |

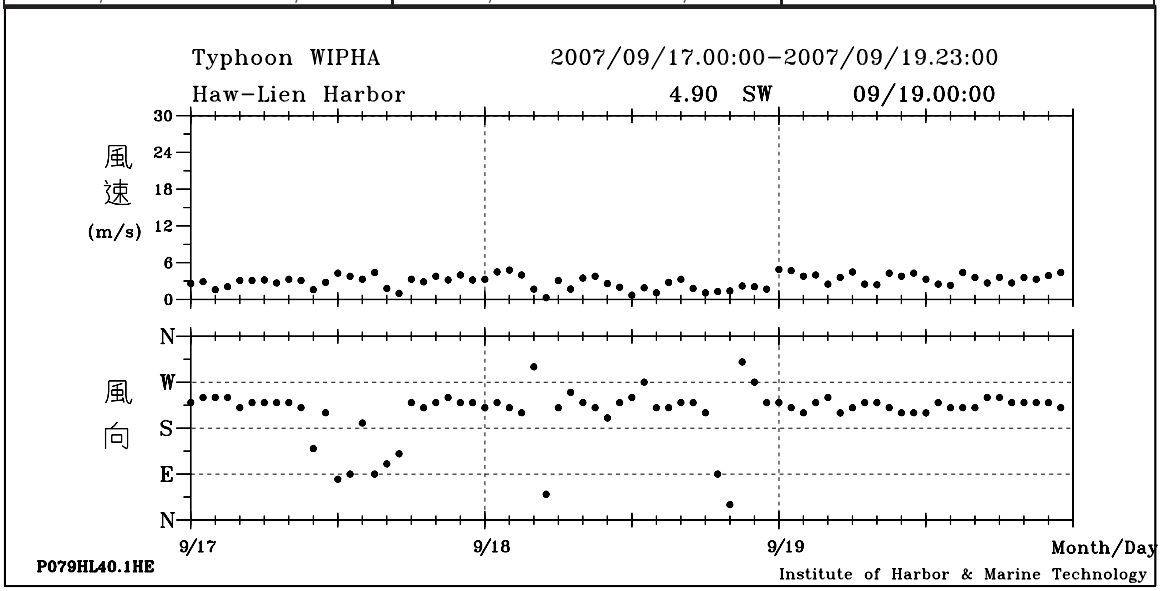


圖11.7.4　2007年韋帕 颱風花蓮港風速及風向歷線圖

# 表11.7.5　2007年柯羅莎颱風花蓮港風速及風向報表

**2007年10月 4日 0時 0分～ 2007年10月 7日23時 0分**

| 序號 | 時 間<br>月/日. 時: 分 | 風速風向<br>(m/s)(來向) | 序號 | 時 間<br>月/日. 時: 分 | 風速風向<br>(m/s)(來向) | 序號 | 時 間<br>月/日. 時: 分 | 風速風向<br>(m/s)(來向) |
|---|---|---|---|---|---|---|---|---|
| 01 | 10/04.00:00 | 2.90/ENE | 37 | 10/05.12:00 | 10.80/E | 73 | 10/07.00:00 | 3.60/SSW |
| 02 | 10/04.01:00 | 3.00/N | 38 | 10/05.13:00 | 10.50/E | 74 | 10/07.01:00 | 4.00/SSW |
| 03 | 10/04.02:00 | .70/SW | 39 | 10/05.14:00 | 11.10/E | 75 | 10/07.02:00 | 3.20/SSW |
| 04 | 10/04.03:00 | 1.90/NW | 40 | 10/05.15:00 | 14.00/E | 76 | 10/07.03:00 | 5.80/SSW |
| 05 | 10/04.04:00 | 1.20/WSW | 41 | 10/05.16:00 | 9.90/ENE | 77 | 10/07.04:00 | 3.20/SSW |
| 06 | 10/04.05:00 | 1.70/WNW | 42 | 10/05.17:00 | 8.00/E | 78 | 10/07.05:00 | 5.50/SW |
| 07 | 10/04.06:00 | 2.20/WSW | 43 | 10/05.18:00 | 10.30/E | 79 | 10/07.06:00 | 6.20/SSW |
| 08 | 10/04.07:00 | .90/SW | 44 | 10/05.19:00 | 5.30/NE | 80 | 10/07.07:00 | 3.80/SSW |
| 09 | 10/04.08:00 | 1.70/SSW | 45 | 10/05.20:00 | 12.70/E | 81 | 10/07.08:00 | 8.10/SSW |
| 10 | 10/04.09:00 | 1.80/ESE | 46 | 10/05.21:00 | 11.20/E | 82 | 10/07.09:00 | 5.30/SSW |
| 11 | 10/04.10:00 | 5.30/E | 47 | 10/05.22:00 | 11.80/ENE | 83 | 10/07.10:00 | 3.61/S |
| 12 | 10/04.11:00 | 5.30/NNE | 48 | 10/05.23:00 | 8.90/ENE | 84 | 10/07.11:00 | 4.80/W |
| 13 | 10/04.12:00 | 7.80/ENE | 49 | 10/06.00:00 | 12.40/E | 85 | 10/07.12:00 | 3.80/S |
| 14 | 10/04.13:00 | 5.40/E | 50 | 10/06.01:00 | 14.50/E | 86 | 10/07.13:00 | 1.50/W |
| 15 | 10/04.14:00 | 6.60/E | 51 | 10/06.02:00 | 10.20/ENE | 87 | 10/07.14:00 | 2.00/WNW |
| 16 | 10/04.15:00 | 6.30/E | 52 | 10/06.03:00 | 10.40/ENE | 88 | 10/07.15:00 | 1.90/WNW |
| 17 | 10/04.16:00 | 9.20/E | 53 | 10/06.04:00 | 9.90/ENE | 89 | 10/07.16:00 | 1.70/SSW |
| 18 | 10/04.17:00 | 7.20/E | 54 | 10/06.05:00 | 10.60/ENE | 90 | 10/07.17:00 | 1.10/NNW |
| 19 | 10/04.18:00 | 7.80/E | 55 | 10/06.06:00 | 4.10/SW | 91 | 10/07.18:00 | 1.60/ESE |
| 20 | 10/04.19:00 | 5.90/E | 56 | 10/06.07:00 | 7.60/SW | 92 | 10/07.19:00 | 2.20/N |
| 21 | 10/04.20:00 | 6.20/E | 57 | 10/06.08:00 | 8.30/SW | 93 | 10/07.20:00 | 1.20/N |
| 22 | 10/04.21:00 | 6.40/E | 58 | 10/06.09:00 | 6.50/SW | 94 | 10/07.21:00 | 3.30/NW |
| 23 | 10/04.22:00 | 6.80/ENE | 59 | 10/06.10:00 | 5.80/SW | 95 | 10/07.22:00 | 2.20/S |
| 24 | 10/04.23:00 | 6.80/E | 60 | 10/06.11:00 | 7.70/SSW | 96 | 10/07.23:00 | 1.60/W |
| 25 | 10/05.00:00 | 8.50/E | 61 | 10/06.12:00 | 5.90/SSW | | | |
| 26 | 10/05.01:00 | 8.60/E | 62 | 10/06.13:00 | 3.50/S | | | |
| 27 | 10/05.02:00 | 8.20/E | 63 | 10/06.14:00 | 10.50/S | | | |
| 28 | 10/05.03:00 | 8.90/E | 64 | 10/06.15:00 | 15.10/WSW | | | |
| 29 | 10/05.04:00 | 4.80/ENE | 65 | 10/06.16:00 | 22.70/W | | | |
| 30 | 10/05.05:00 | 8.20/E | 66 | 10/06.17:00 | 12.20/ENE | | | |
| 31 | 10/05.06:00 | 7.10/ENE | 67 | 10/06.18:00 | 11.50/ENE | | | |
| 32 | 10/05.07:00 | 9.40/E | 68 | 10/06.19:00 | 9.30/E | | | |
| 33 | 10/05.08:00 | 6.40/E | 69 | 10/06.20:00 | 1.90/W | | | |
| 34 | 10/05.09:00 | 10.90/E | 70 | 10/06.21:00 | 4.00/SW | | | |
| 35 | 10/05.10:00 | 9.20/NE | 71 | 10/06.22:00 | 3.80/SW | | | |
| 36 | 10/05.11:00 | 7.80/ENE | 72 | 10/06.23:00 | 4.10/SSW | | | |

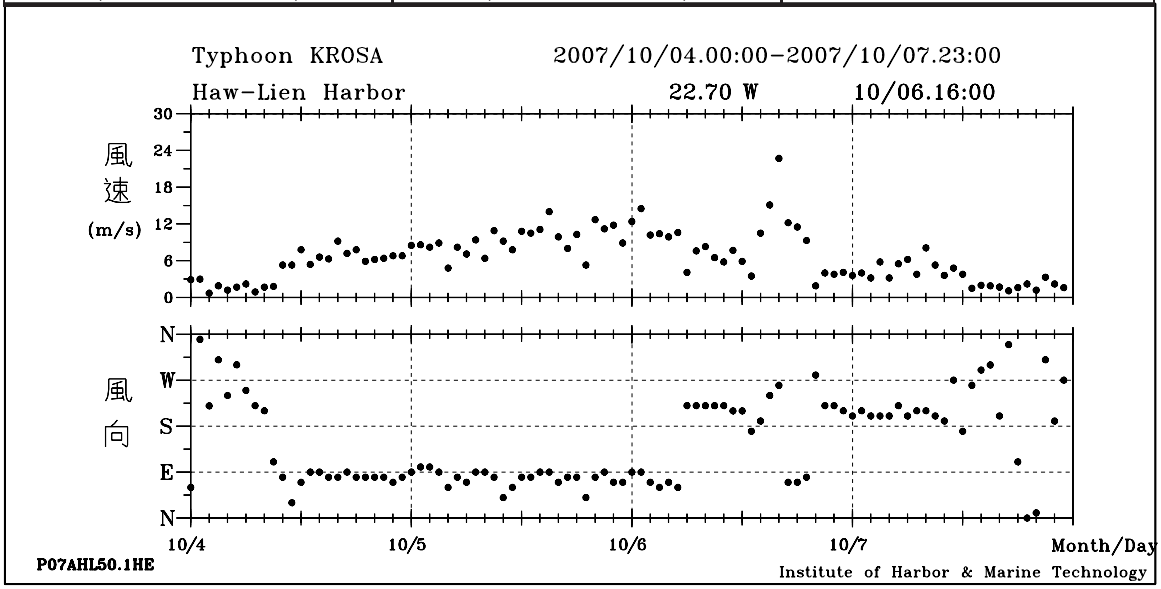


圖11.7.5　2007年柯羅莎颱風花蓮港風速及風向歷線圖

# 表11.7.6　2007年米塔 颱風花蓮港風速及風向報表

**2007年11月25日 0時 0分～ 2007年11月27日23時 0分**

| 序號 | 時 間<br>月/日. 時: 分 | 風速風向<br>(m/s)(來向) | 序號 | 時 間<br>月/日. 時: 分 | 風速風向<br>(m/s)(來向) | 序號 | 時 間<br>月/日. 時: 分 | 風速風向<br>(m/s)(來向) |
|---|---|---|---|---|---|---|---|---|
| 01 | 11/25.00:00 | 2.50/N | 37 | 11/26.12:00 | 5.40/NNE | | | |
| 02 | 11/25.01:00 | 2.90/NNE | 38 | 11/26.13:00 | 5.80/N | | | |
| 03 | 11/25.02:00 | 6.00/N | 39 | 11/26.14:00 | 4.80/N | | | |
| 04 | 11/25.03:00 | 3.80/N | 40 | 11/26.15:00 | 4.50/N | | | |
| 05 | 11/25.04:00 | 5.00/NNW | 41 | 11/26.16:00 | 5.80/N | | | |
| 06 | 11/25.05:00 | 4.30/NNW | 42 | 11/26.17:00 | 6.70/NNE | | | |
| 07 | 11/25.06:00 | 3.00/N | 43 | 11/26.18:00 | 7.10/NNE | | | |
| 08 | 11/25.07:00 | 3.50/N | 44 | 11/26.19:00 | 8.20/NNE | | | |
| 09 | 11/25.08:00 | 3.40/NNE | 45 | 11/26.20:00 | 7.10/NNE | | | |
| 10 | 11/25.09:00 | 4.39/NNE | 46 | 11/26.21:00 | 6.60/NNE | | | |
| 11 | 11/25.10:00 | 3.90/N | 47 | 11/26.22:00 | 8.80/NNE | | | |
| 12 | 11/25.11:00 | 5.10/NNE | 48 | 11/26.23:00 | 9.71/NNE | | | |
| 13 | 11/25.12:00 | 4.30/NNE | 49 | 11/27.00:00 | 9.30/NNE | | | |
| 14 | 11/25.13:00 | 2.30/N | 50 | 11/27.01:00 | 10.70/NNE | | | |
| 15 | 11/25.14:00 | 1.80/NW | 51 | 11/27.02:00 | 10.60/NE | | | |
| 16 | 11/25.15:00 | 2.10/NNW | 52 | 11/27.03:00 | 8.70/NNE | | | |
| 17 | 11/25.16:00 | 2.90/N | 53 | 11/27.04:00 | 6.80/NNE | | | |
| 18 | 11/25.17:00 | 4.60/N | 54 | 11/27.05:00 | 6.90/NNE | | | |
| 19 | 11/25.18:00 | 4.50/N | 55 | 11/27.06:00 | 4.90/N | | | |
| 20 | 11/25.19:00 | 5.70/N | 56 | 11/27.07:00 | 3.50/N | | | |
| 21 | 11/25.20:00 | 4.50/NNW | 57 | 11/27.08:00 | 6.80/NNE | | | |
| 22 | 11/25.21:00 | 3.70/N | 58 | 11/27.09:00 | 9.21/NNE | | | |
| 23 | 11/25.22:00 | 4.80/NNE | 59 | 11/27.10:00 | 8.90/NNE | | | |
| 24 | 11/25.23:00 | 2.80/N | 60 | 11/27.11:00 | 10.20/NNE | | | |
| 25 | 11/26.00:00 | 5.70/NE | 61 | 11/27.12:00 | 10.40/NNE | | | |
| 26 | 11/26.01:00 | 4.10/NE | 62 | 11/27.13:00 | 11.90/NNE | | | |
| 27 | 11/26.02:00 | 5.30/ENE | 63 | 11/27.14:00 | 10.70/NNE | | | |
| 28 | 11/26.03:00 | 5.40/ENE | 64 | 11/27.15:00 | 10.60/NNE | | | |
| 29 | 11/26.04:00 | 5.50/NE | 65 | 11/27.16:00 | 8.40/NNE | | | |
| 30 | 11/26.05:00 | 4.10/N | 66 | 11/27.17:00 | 8.40/NNE | | | |
| 31 | 11/26.06:00 | 4.70/NNW | 67 | 11/27.18:00 | 9.70/NNE | | | |
| 32 | 11/26.07:00 | 5.30/N | 68 | 11/27.19:00 | 10.30/NNE | | | |
| 33 | 11/26.08:00 | 5.10/N | 69 | 11/27.20:00 | 11.10/NNE | | | |
| 34 | 11/26.09:00 | 5.70/N | 70 | 11/27.21:00 | 9.30/NNE | | | |
| 35 | 11/26.10:00 | 4.29/NE | 71 | 11/27.22:00 | 10.40/NNE | | | |
| 36 | 11/26.11:00 | 4.30/N | 72 | 11/27.23:00 | 11.00/NNE | | | |

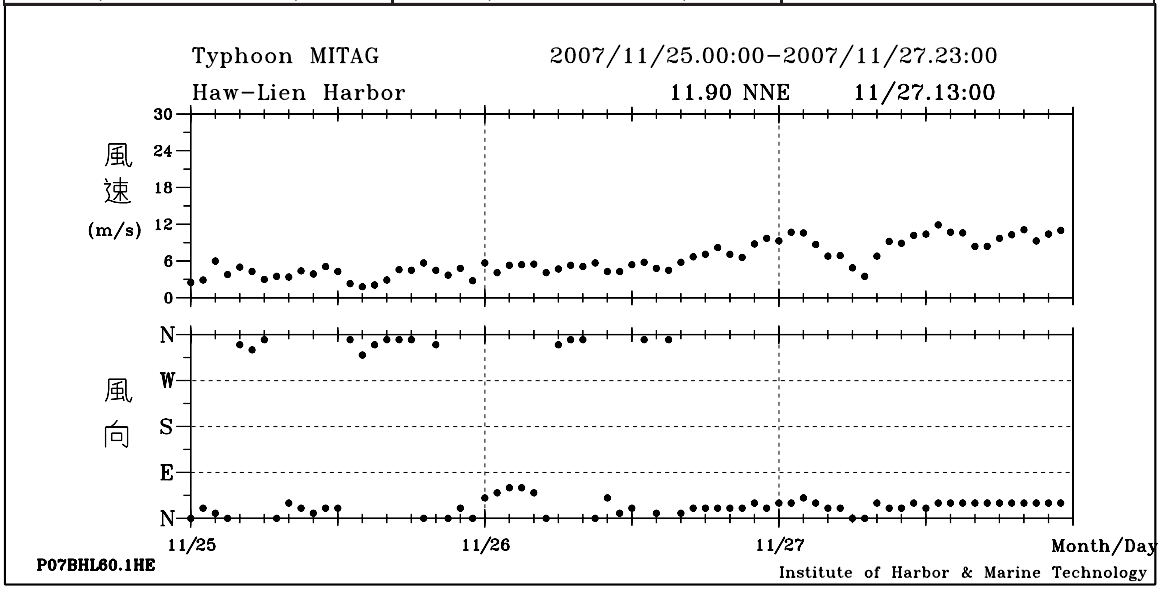


# 圖11.7.6　2007年米塔 颱風花蓮港風速及風向歷線圖

# 11.8　2007年蘇澳港颱風期間風報表、歷線圖

# 表11.8.1　2007年帕布 颱風蘇澳港風速及風向報表

**2007**年 **8**月 **6**日 **0**時 **0**分～ **2007**年 **8**月 **8**日**23**時 **0**分

| 序號 | 時 間<br>月/日. 時: 分 | 風速風向<br>(m/s)(來向) | 序號 | 時 間<br>月/日. 時: 分 | 風速風向<br>(m/s)(來向) | 序號 | 時 間<br>月/日. 時: 分 | 風速風向<br>(m/s)(來向) |
|---|---|---|---|---|---|---|---|---|
| 01 | 08/06.00:00 | 1.70/WSW | 37 | 08/07.12:00 | 1.70/W | | | |
| 02 | 08/06.01:00 | .90/WSW | 38 | 08/07.13:00 | .50/E | | | |
| 03 | 08/06.02:00 | 2.20/WSW | 39 | 08/07.14:00 | 1.60/WNW | | | |
| 04 | 08/06.03:00 | 2.60/W | 40 | 08/07.15:00 | .80/NNW | | | |
| 05 | 08/06.04:00 | 1.80/WSW | 41 | 08/07.16:00 | .60/W | | | |
| 06 | 08/06.05:00 | 2.50/WSW | 42 | 08/07.17:00 | .50/WNW | | | |
| 07 | 08/06.06:00 | 1.70/W | 43 | 08/07.18:00 | 1.31/SW | | | |
| 08 | 08/06.07:00 | 1.20/WSW | 44 | 08/07.19:00 | .60/WNW | | | |
| 09 | 08/06.08:00 | 1.90/ENE | 45 | 08/07.20:00 | .80/SW | | | |
| 10 | 08/06.09:00 | 2.60/E | 46 | 08/07.21:00 | 4.00/ENE | | | |
| 11 | 08/06.10:00 | 3.30/E | 47 | 08/07.22:00 | 7.90/ESE | | | |
| 12 | 08/06.11:00 | 4.10/E | 48 | 08/07.23:00 | 2.30/S | | | |
| 13 | 08/06.12:00 | 4.50/E | 49 | 08/08.00:00 | 3.39/SSE | | | |
| 14 | 08/06.13:00 | 4.80/E | 50 | 08/08.01:00 | 2.40/SSE | | | |
| 15 | 08/06.14:00 | 4.50/E | 51 | 08/08.02:00 | 3.00/SSE | | | |
| 16 | 08/06.15:00 | 3.80/E | 52 | 08/08.03:00 | 9.20/ESE | | | |
| 17 | 08/06.16:00 | 3.70/E | 53 | 08/08.04:00 | 9.30/ESE | | | |
| 18 | 08/06.17:00 | 3.00/ESE | 54 | 08/08.05:00 | 6.40/S | | | |
| 19 | 08/06.18:00 | 2.60/ESE | 55 | 08/08.06:00 | 10.10/ESE | | | |
| 20 | 08/06.19:00 | .90/SE | 56 | 08/08.07:00 | 10.20/ESE | | | |
| 21 | 08/06.20:00 | .80/SSW | 57 | 08/08.08:00 | 5.00/S | | | |
| 22 | 08/06.21:00 | 2.20/WSW | 58 | 08/08.09:00 | 4.70/S | | | |
| 23 | 08/06.22:00 | 1.40/SW | 59 | 08/08.10:00 | 4.10/SSE | | | |
| 24 | 08/06.23:00 | 1.90/WSW | 60 | 08/08.11:00 | 3.20/SE | | | |
| 25 | 08/07.00:00 | 3.00/SW | 61 | 08/08.12:00 | 3.30/SSE | | | |
| 26 | 08/07.01:00 | 1.60/SW | 62 | 08/08.13:00 | 4.60/SE | | | |
| 27 | 08/07.02:00 | 2.80/WSW | 63 | 08/08.14:00 | 5.10/SE | | | |
| 28 | 08/07.03:00 | 2.90/WSW | 64 | 08/08.15:00 | 4.29/SE | | | |
| 29 | 08/07.04:00 | 3.90/W | 65 | 08/08.16:00 | 4.50/S | | | |
| 30 | 08/07.05:00 | 2.30/W | 66 | 08/08.17:00 | 5.10/E | | | |
| 31 | 08/07.06:00 | 3.30/WNW | 67 | 08/08.18:00 | 3.10/ESE | | | |
| 32 | 08/07.07:00 | 3.80/WNW | 68 | 08/08.19:00 | 3.09/SE | | | |
| 33 | 08/07.08:00 | 1.60/NW | 69 | 08/08.20:00 | .20/N | | | |
| 34 | 08/07.09:00 | 2.40/WSW | 70 | 08/08.21:00 | 1.20/SSW | | | |
| 35 | 08/07.10:00 | 2.20/WSW | 71 | 08/08.22:00 | 5.80/E | | | |
| 36 | 08/07.11:00 | 2.20/SSE | 72 | 08/08.23:00 | 3.80/SE | | | |

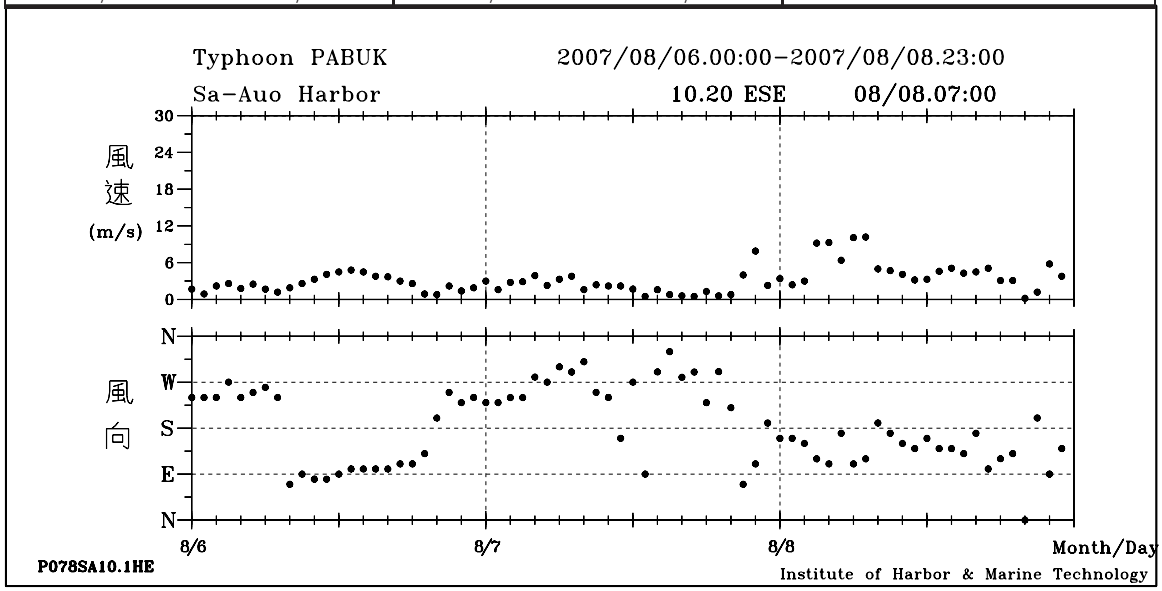


圖11.8.1　2007年帕布 颱風蘇澳港風速及風向歷線圖

# 表11.8.2　2007年梧提 颱風蘇澳港風速及風向報表

**2007**年 **8**月 **8**日 **0**時 **0**分～ **2007**年 **8**月 **9**日**23**時 **0**分

| 序號 | 時 間<br>月/日. 時: 分 | 風速風向<br>(m/s)(來向) | 序號 | 時 間<br>月/日. 時: 分 | 風速風向<br>(m/s)(來向) | 序號 | 時 間<br>月/日. 時: 分 | 風速風向<br>(m/s)(來向) |
|---|---|---|---|---|---|---|---|---|
| 01 | 08/08.00:00 | 3.39/SSE | 37 | 08/09.12:00 | 6.60/SSE | | | |
| 02 | 08/08.01:00 | 2.40/SSE | 38 | 08/09.13:00 | 8.10/SSE | | | |
| 03 | 08/08.02:00 | 3.00/SSE | 39 | 08/09.14:00 | 7.10/SE | | | |
| 04 | 08/08.03:00 | 9.20/ESE | 40 | 08/09.15:00 | 5.80/SE | | | |
| 05 | 08/08.04:00 | 9.30/ESE | 41 | 08/09.16:00 | 6.80/SSE | | | |
| 06 | 08/08.05:00 | 6.40/S | 42 | 08/09.17:00 | 4.20/SSE | | | |
| 07 | 08/08.06:00 | 10.10/ESE | 43 | 08/09.18:00 | 4.90/SSE | | | |
| 08 | 08/08.07:00 | 10.20/ESE | 44 | 08/09.19:00 | 4.00/SE | | | |
| 09 | 08/08.08:00 | 5.00/S | 45 | 08/09.20:00 | 3.80/SE | | | |
| 10 | 08/08.09:00 | 4.70/S | 46 | 08/09.21:00 | 2.80/SSE | | | |
| 11 | 08/08.10:00 | 4.10/SSE | 47 | 08/09.22:00 | 3.80/SSE | | | |
| 12 | 08/08.11:00 | 3.20/SE | 48 | 08/09.23:00 | 3.40/SE | | | |
| 13 | 08/08.12:00 | 3.30/SSE | | | | | | |
| 14 | 08/08.13:00 | 4.60/SE | | | | | | |
| 15 | 08/08.14:00 | 5.10/SE | | | | | | |
| 16 | 08/08.15:00 | 4.29/SE | | | | | | |
| 17 | 08/08.16:00 | 4.50/S | | | | | | |
| 18 | 08/08.17:00 | 5.10/E | | | | | | |
| 19 | 08/08.18:00 | 3.10/ESE | | | | | | |
| 20 | 08/08.19:00 | 3.09/SE | | | | | | |
| 21 | 08/08.20:00 | .20/N | | | | | | |
| 22 | 08/08.21:00 | 1.20/SSW | | | | | | |
| 23 | 08/08.22:00 | 5.80/E | | | | | | |
| 24 | 08/08.23:00 | 3.80/SE | | | | | | |
| 25 | 08/09.00:00 | 3.70/SE | | | | | | |
| 26 | 08/09.01:00 | 5.00/SE | | | | | | |
| 27 | 08/09.02:00 | 4.40/SE | | | | | | |
| 28 | 08/09.03:00 | 5.50/SE | | | | | | |
| 29 | 08/09.04:00 | 5.50/SSE | | | | | | |
| 30 | 08/09.05:00 | 6.40/SSE | | | | | | |
| 31 | 08/09.06:00 | 4.80/SSE | | | | | | |
| 32 | 08/09.07:00 | 3.30/SSE | | | | | | |
| 33 | 08/09.08:00 | 7.30/SE | | | | | | |
| 34 | 08/09.09:00 | 6.40/SSE | | | | | | |
| 35 | 08/09.10:00 | 6.30/SSE | | | | | | |
| 36 | 08/09.11:00 | 4.80/SSE | | | | | | |

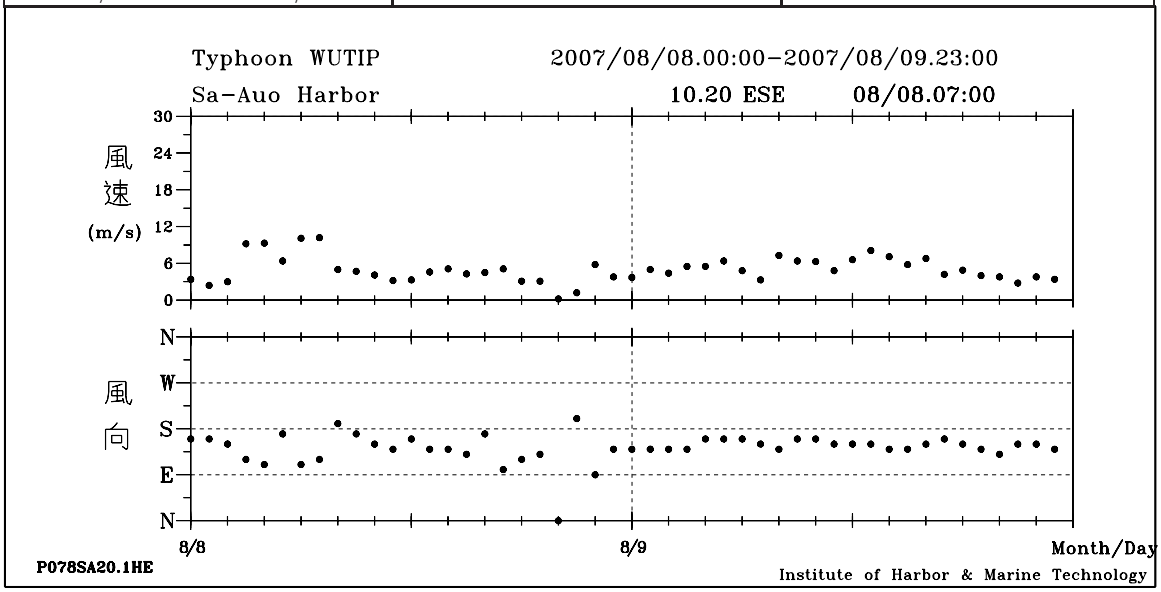


圖11.8.2　2007年梧提 颱風蘇澳港風速及風向歷線圖

# 表11.8.3　2007年聖帕 颱風蘇澳港風速及風向報表

**2007年 8月16日 0時 0分～ 2007年 8月19日 23時 0分**

| 序號 | 時 間<br>月/日. 時: 分 | 風速風向<br>(m/s)(來向) | 序號 | 時 間<br>月/日. 時: 分 | 風速風向<br>(m/s)(來向) | 序號 | 時 間<br>月/日. 時: 分 | 風速風向<br>(m/s)(來向) |
|---|---|---|---|---|---|---|---|---|
| 01 | 08/16.00:00 | 2.80/SE | 37 | 08/17.12:00 | 3.20/SSE | 73 | 08/19.00:00 | 9.00/S |
| 02 | 08/16.01:00 | 2.80/S | 38 | 08/17.13:00 | 1.31/SE | 74 | 08/19.01:00 | 8.90/S |
| 03 | 08/16.02:00 | 3.30/S | 39 | 08/17.14:00 | 6.30/E | 75 | 08/19.02:00 | 9.80/S |
| 04 | 08/16.03:00 | 2.10/SSE | 40 | 08/17.15:00 | 3.80/SE | 76 | 08/19.03:00 | 8.00/S |
| 05 | 08/16.04:00 | 2.30/S | 41 | 08/17.16:00 | .90/W | 77 | 08/19.04:00 | 6.10/SSE |
| 06 | 08/16.05:00 | 1.90/S | 42 | 08/17.17:00 | 1.50/W | 78 | 08/19.05:00 | 5.70/W |
| 07 | 08/16.06:00 | 2.30/ESE | 43 | 08/17.18:00 | 1.30/WSW | 79 | 08/19.07:00 | 10.80/S |
| 08 | 08/16.07:00 | 2.70/E | 44 | 08/17.19:00 | 1.30/N | 80 | 08/19.08:00 | 8.10/S |
| 09 | 08/16.08:00 | 3.00/E | 45 | 08/17.20:00 | 2.60/SW | 81 | 08/19.09:00 | 8.20/S |
| 10 | 08/16.09:00 | 2.90/ESE | 46 | 08/17.21:00 | 1.70/WNW | 82 | 08/19.10:00 | 5.50/W |
| 11 | 08/16.10:00 | 4.90/E | 47 | 08/17.22:00 | .60/WSW | 83 | 08/19.11:00 | 8.10/S |
| 12 | 08/16.11:00 | 3.60/ESE | 48 | 08/17.23:00 | 7.10/E | 84 | 08/19.12:00 | 10.20/S |
| 13 | 08/16.12:00 | 3.60/ESE | 49 | 08/18.00:00 | .90/W | 85 | 08/19.13:00 | 10.20/SSE |
| 14 | 08/16.13:00 | 3.00/E | 50 | 08/18.01:00 | 6.60/E | 86 | 08/19.14:00 | 10.20/W |
| 15 | 08/16.14:00 | 3.50/ESE | 51 | 08/18.02:00 | 9.40/E | 87 | 08/19.15:00 | 7.00/S |
| 16 | 08/16.15:00 | 1.60/E | 52 | 08/18.03:00 | 11.40/E | 88 | 08/19.16:00 | 4.90/S |
| 17 | 08/16.16:00 | 1.80/ENE | 53 | 08/18.04:00 | 13.00/E | 89 | 08/19.17:00 | 5.40/W |
| 18 | 08/16.17:00 | 1.80/NNE | 54 | 08/18.05:00 | 15.40/E | 90 | 08/19.18:00 | 5.40/SSE |
| 19 | 08/16.18:00 | 1.60/W | 55 | 08/18.06:00 | 18.00/E | 91 | 08/19.19:00 | 1.80/SSE |
| 20 | 08/16.19:00 | 2.80/W | 56 | 08/18.07:00 | 17.20/E | 92 | 08/19.20:00 | 4.10/SSE |
| 21 | 08/16.20:00 | 1.40/SW | 57 | 08/18.08:00 | 19.80/E | 93 | 08/19.21:00 | 3.00/SSE |
| 22 | 08/16.21:00 | 2.60/N | 58 | 08/18.09:00 | 20.90/E | 94 | 08/19.22:00 | 3.80/SE |
| 23 | 08/16.22:00 | 3.70/E | 59 | 08/18.10:00 | 15.10/SE | 95 | 08/19.23:00 | 2.10/SSW |
| 24 | 08/16.23:00 | 2.10/SE | 60 | 08/18.11:00 | 16.80/ESE | | | |
| 25 | 08/17.00:00 | .40/W | 61 | 08/18.12:00 | 17.70/ESE | | | |
| 26 | 08/17.01:00 | 1.10/WSW | 62 | 08/18.13:00 | 20.20/ESE | | | |
| 27 | 08/17.02:00 | 1.80/SW | 63 | 08/18.14:00 | 20.00/ESE | | | |
| 28 | 08/17.03:00 | 2.40/WSW | 64 | 08/18.15:00 | 17.40/ESE | | | |
| 29 | 08/17.04:00 | 2.00/SW | 65 | 08/18.16:00 | 17.90/ESE | | | |
| 30 | 08/17.05:00 | 1.80/WSW | 66 | 08/18.17:00 | 10.10/SSE | | | |
| 31 | 08/17.06:00 | .90/SW | 67 | 08/18.18:00 | 14.30/ESE | | | |
| 32 | 08/17.07:00 | .70/WSW | 68 | 08/18.19:00 | 12.90/SE | | | |
| 33 | 08/17.08:00 | 3.30/SE | 69 | 08/18.20:00 | 10.60/SSE | | | |
| 34 | 08/17.09:00 | 1.31/SE | 70 | 08/18.21:00 | 11.00/S | | | |
| 35 | 08/17.10:00 | 2.00/E | 71 | 08/18.22:00 | 11.51/S | | | |
| 36 | 08/17.11:00 | 2.40/E | 72 | 08/18.23:00 | 11.00/S | | | |

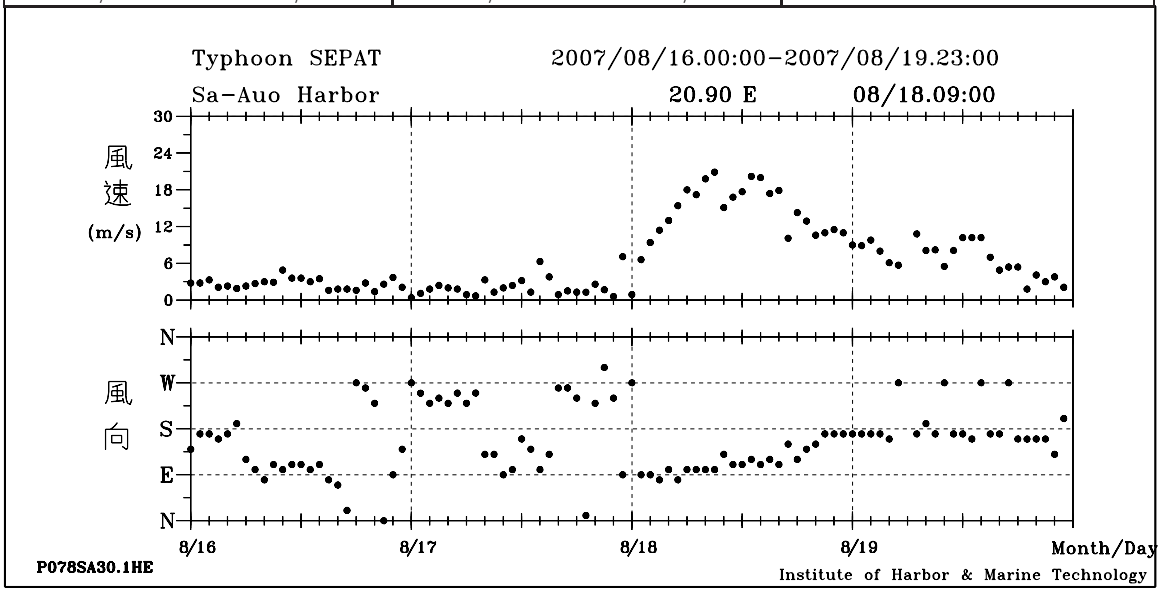


圖11.8.3　2007年聖帕 颱風蘇澳港風速及風向歷線圖

# 表11.8.4　2007年韋帕 颱風蘇澳港風速及風向報表

**2007年 9月17日 0時 0分～ 2007年 9月19日 23時 0分**

| 序號 | 時 間<br>月/日. 時: 分 | 風速風向<br>(m/s)(來向) | 序號 | 時 間<br>月/日. 時: 分 | 風速風向<br>(m/s)(來向) | 序號 | 時 間<br>月/日. 時: 分 | 風速風向<br>(m/s)(來向) |
|---|---|---|---|---|---|---|---|---|
| 01 | 09/17.00:00 | 2.20/WNW | 37 | 09/18.12:00 | 2.70/W | | | |
| 02 | 09/17.01:00 | 2.60/WNW | 38 | 09/18.13:00 | 2.30/SE | | | |
| 03 | 09/17.02:00 | 2.80/W | 39 | 09/18.14:00 | 1.10/NW | | | |
| 04 | 09/17.03:00 | 1.80/NW | 40 | 09/18.15:00 | 2.20/WSW | | | |
| 05 | 09/17.04:00 | 2.00/W | 41 | 09/18.16:00 | 3.00/WSW | | | |
| 06 | 09/17.05:00 | 2.10/WNW | 42 | 09/18.17:00 | 1.70/SSW | | | |
| 07 | 09/17.06:00 | 2.30/WSW | 43 | 09/18.18:00 | 1.70/W | | | |
| 08 | 09/17.07:00 | 1.70/SW | 44 | 09/18.19:00 | 1.70/WSW | | | |
| 09 | 09/17.08:00 | 1.90/WNW | 45 | 09/18.20:00 | 2.10/W | | | |
| 10 | 09/17.09:00 | 2.70/WNW | 46 | 09/18.21:00 | 2.30/W | | | |
| 11 | 09/17.10:00 | 2.30/NE | 47 | 09/18.22:00 | 1.60/WSW | | | |
| 12 | 09/17.11:00 | 3.89/ENE | 48 | 09/18.23:00 | 1.40/WNW | | | |
| 13 | 09/17.12:00 | 3.20/NNE | 49 | 09/19.00:00 | 1.30/W | | | |
| 14 | 09/17.13:00 | 4.00/W | 50 | 09/19.01:00 | .40/WNW | | | |
| 15 | 09/17.14:00 | 2.10/NW | 51 | 09/19.02:00 | .30/SW | | | |
| 16 | 09/17.15:00 | 3.00/WSW | 52 | 09/19.03:00 | 1.30/WNW | | | |
| 17 | 09/17.16:00 | 3.80/WSW | 53 | 09/19.04:00 | 2.30/SSW | | | |
| 18 | 09/17.17:00 | 6.00/W | 54 | 09/19.05:00 | 1.60/SW | | | |
| 19 | 09/17.18:00 | 3.39/WSW | 55 | 09/19.06:00 | 2.50/W | | | |
| 20 | 09/17.19:00 | 4.50/W | 56 | 09/19.07:00 | 2.60/SSW | | | |
| 21 | 09/17.20:00 | 5.00/W | 57 | 09/19.08:00 | 1.90/S | | | |
| 22 | 09/17.21:00 | 3.30/W | 58 | 09/19.09:00 | 2.30/W | | | |
| 23 | 09/17.22:00 | 4.00/NW | 59 | 09/19.10:00 | 3.20/W | | | |
| 24 | 09/17.23:00 | 2.60/W | 60 | 09/19.11:00 | 1.90/SSW | | | |
| 25 | 09/18.00:00 | 3.40/W | 61 | 09/19.12:00 | 2.50/SSW | | | |
| 26 | 09/18.01:00 | 3.61/W | 62 | 09/19.13:00 | 4.40/SW | | | |
| 27 | 09/18.02:00 | 6.00/W | 63 | 09/19.14:00 | 1.60/WSW | | | |
| 28 | 09/18.03:00 | 4.80/W | 64 | 09/19.15:00 | 1.20/W | | | |
| 29 | 09/18.04:00 | 3.90/WSW | 65 | 09/19.16:00 | 4.30/WSW | | | |
| 30 | 09/18.05:00 | 3.80/W | 66 | 09/19.17:00 | 2.80/W | | | |
| 31 | 09/18.06:00 | 3.80/WSW | 67 | 09/19.18:00 | 2.00/S | | | |
| 32 | 09/18.07:00 | 7.00/W | 68 | 09/19.19:00 | 3.90/W | | | |
| 33 | 09/18.08:00 | 2.70/W | 69 | 09/19.20:00 | 4.10/SSE | | | |
| 34 | 09/18.09:00 | 5.59/W | 70 | 09/19.21:00 | 3.70/SSE | | | |
| 35 | 09/18.10:00 | 3.70/W | 71 | 09/19.22:00 | 2.70/SE | | | |
| 36 | 09/18.11:00 | 3.40/W | 72 | 09/19.23:00 | 1.50/W | | | |

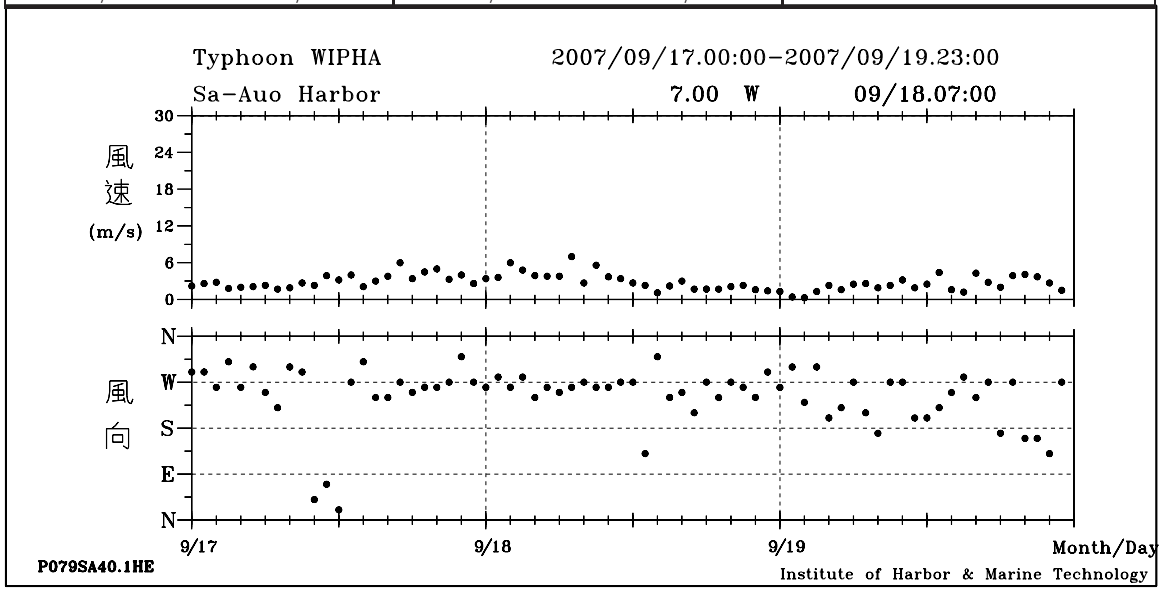


# 圖11.8.4　2007年韋帕 颱風蘇澳港風速及風向歷線圖

# 表11.8.5　2007年柯羅莎颱風蘇澳港風速及風向報表

**2007年10月 4日 0時 0分～ 2007年10月 7日23時 0分**

| 序號 | 時 間<br>月/日. 時: 分 | 風速風向<br>(m/s)(來向) | 序號 | 時 間<br>月/日. 時: 分 | 風速風向<br>(m/s)(來向) | 序號 | 時 間<br>月/日. 時: 分 | 風速風向<br>(m/s)(來向) |
|---|---|---|---|---|---|---|---|---|
| 01 | 10/04.00:00 | 2.60/W | 37 | 10/05.12:00 | 5.70/N | 73 | 10/07.19:00 | 1.30/W |
| 02 | 10/04.01:00 | 2.40/W | 38 | 10/05.13:00 | 5.70/N | 74 | 10/07.20:00 | 1.50/W |
| 03 | 10/04.02:00 | 2.70/W | 39 | 10/05.14:00 | 7.60/N | 75 | 10/07.21:00 | 1.40/WSW |
| 04 | 10/04.03:00 | 3.10/W | 40 | 10/05.15:00 | 5.00/N | 76 | 10/07.22:00 | .99/W |
| 05 | 10/04.04:00 | 2.50/W | 41 | 10/05.16:00 | 6.10/N | 77 | 10/07.23:00 | 2.00/W |
| 06 | 10/04.05:00 | 3.70/WNW | 42 | 10/05.17:00 | 6.30/N | | | |
| 07 | 10/04.06:00 | 2.80/W | 43 | 10/05.18:00 | 9.10/N | | | |
| 08 | 10/04.07:00 | 3.40/W | 44 | 10/05.19:00 | 7.90/N | | | |
| 09 | 10/04.08:00 | 2.60/NW | 45 | 10/05.20:00 | 3.50/W | | | |
| 10 | 10/04.09:00 | .60/W | 46 | 10/05.21:00 | 3.70/NNW | | | |
| 11 | 10/04.10:00 | 1.60/NNE | 47 | 10/05.22:00 | 9.90/NNE | | | |
| 12 | 10/04.11:00 | 2.50/N | 48 | 10/05.23:00 | 8.90/N | | | |
| 13 | 10/04.12:00 | 2.70/W | 49 | 10/06.00:00 | 7.50/N | | | |
| 14 | 10/04.13:00 | 3.10/N | 50 | 10/06.01:00 | 7.20/N | | | |
| 15 | 10/04.14:00 | 3.70/N | 51 | 10/06.02:00 | 6.20/NE | | | |
| 16 | 10/04.15:00 | 4.60/N | 52 | 10/06.03:00 | 8.80/N | | | |
| 17 | 10/04.16:00 | 3.40/N | 53 | 10/06.04:00 | 11.80/N | | | |
| 18 | 10/04.17:00 | 2.60/NNW | 54 | 10/06.05:00 | 9.90/NNE | | | |
| 19 | 10/04.18:00 | 1.90/W | 55 | 10/06.06:00 | 10.40/NNE | | | |
| 20 | 10/04.19:00 | 2.10/WNW | 56 | 10/06.07:00 | 10.40/N | | | |
| 21 | 10/04.20:00 | 1.50/W | 57 | 10/06.08:00 | 12.10/N | | | |
| 22 | 10/04.21:00 | 2.70/N | 58 | 10/06.09:00 | 8.40/N | | | |
| 23 | 10/04.22:00 | 1.70/WNW | 59 | 10/06.10:00 | 10.20/NNE | | | |
| 24 | 10/04.23:00 | 1.20/N | 60 | 10/06.11:00 | 7.80/ENE | | | |
| 25 | 10/05.00:00 | 1.20/W | 61 | 10/06.12:00 | 10.80/NE | | | |
| 26 | 10/05.01:00 | 2.60/NW | 62 | 10/06.13:00 | 15.70/NE | | | |
| 27 | 10/05.02:00 | 1.30/W | 63 | 10/06.14:00 | 13.70/W | | | |
| 28 | 10/05.03:00 | 1.60/W | 64 | 10/06.15:00 | 8.20/NNE | | | |
| 29 | 10/05.04:00 | 1.90/NW | 65 | 10/06.16:00 | .10/N | | | |
| 30 | 10/05.05:00 | 1.90/W | 66 | 10/07.12:00 | 2.51/NW | | | |
| 31 | 10/05.06:00 | 2.80/NE | 67 | 10/07.13:00 | 1.20/NW | | | |
| 32 | 10/05.07:00 | 2.40/N | 68 | 10/07.14:00 | 1.60/NW | | | |
| 33 | 10/05.08:00 | 4.10/N | 69 | 10/07.15:00 | 2.20/WNW | | | |
| 34 | 10/05.09:00 | 7.00/N | 70 | 10/07.16:00 | 1.31/NW | | | |
| 35 | 10/05.10:00 | 4.00/N | 71 | 10/07.17:00 | 1.60/WSW | | | |
| 36 | 10/05.11:00 | 3.90/N | 72 | 10/07.18:00 | 1.10/WSW | | | |

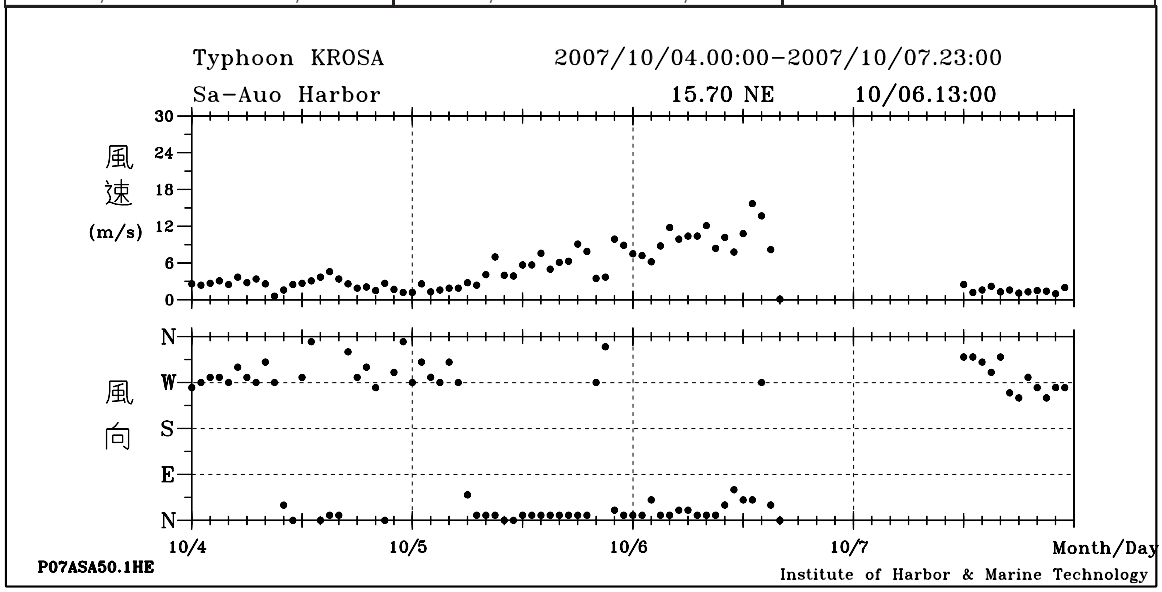


圖11.8.5　2007年柯羅莎颱風蘇澳港風速及風向歷線圖

# 表11.8.6　2007年米塔 颱風蘇澳港風速及風向報表

**2007年11月25日 0時 0分～ 2007年11月27日23時 0分**

| 序號 | 時 間<br>月/日. 時: 分 | 風速風向<br>(m/s)(來向) | 序號 | 時 間<br>月/日. 時: 分 | 風速風向<br>(m/s)(來向) | 序號 | 時 間<br>月/日. 時: 分 | 風速風向<br>(m/s)(來向) |
|---|---|---|---|---|---|---|---|---|
| 01 | 11/25.00:00 | 7.90/E | 37 | 11/26.12:00 | 9.10/E | | | |
| 02 | 11/25.01:00 | 5.40/E | 38 | 11/26.13:00 | 12.40/ENE | | | |
| 03 | 11/25.02:00 | 1.90/WSW | 39 | 11/26.14:00 | 8.71/ENE | | | |
| 04 | 11/25.03:00 | 2.80/W | 40 | 11/26.15:00 | 8.90/ENE | | | |
| 05 | 11/25.04:00 | 3.70/SW | 41 | 11/26.16:00 | 7.80/ENE | | | |
| 06 | 11/25.05:00 | 2.90/W | 42 | 11/26.17:00 | 9.50/ENE | | | |
| 07 | 11/25.06:00 | 3.00/WSW | 43 | 11/26.18:00 | 7.50/NE | | | |
| 08 | 11/25.07:00 | 4.20/ESE | 44 | 11/26.19:00 | 5.60/NE | | | |
| 09 | 11/25.08:00 | 4.10/E | 45 | 11/26.20:00 | 7.60/N | | | |
| 10 | 11/25.09:00 | 1.50/SW | 46 | 11/26.21:00 | 5.20/NNE | | | |
| 11 | 11/25.10:00 | 1.10/WNW | 47 | 11/26.22:00 | 4.00/NNW | | | |
| 12 | 11/25.11:00 | 1.60/E | 48 | 11/26.23:00 | 4.20/N | | | |
| 13 | 11/25.12:00 | 1.70/W | 49 | 11/27.00:00 | 2.80/W | | | |
| 14 | 11/25.13:00 | 1.00/WSW | 50 | 11/27.01:00 | 3.60/NW | | | |
| 15 | 11/25.14:00 | 2.70/ESE | 51 | 11/27.02:00 | 4.39/WSW | | | |
| 16 | 11/25.15:00 | 4.80/E | 52 | 11/27.03:00 | 3.30/N | | | |
| 17 | 11/25.16:00 | 7.20/E | 53 | 11/27.04:00 | 3.39/WNW | | | |
| 18 | 11/25.17:00 | 6.30/E | 54 | 11/27.05:00 | 4.50/WNW | | | |
| 19 | 11/25.18:00 | 8.90/E | 55 | 11/27.06:00 | 4.00/W | | | |
| 20 | 11/25.19:00 | 8.50/E | 56 | 11/27.07:00 | 5.40/W | | | |
| 21 | 11/25.20:00 | 7.20/E | 57 | 11/27.08:00 | 5.20/W | | | |
| 22 | 11/25.21:00 | 8.60/E | 58 | 11/27.09:00 | 5.10/W | | | |
| 23 | 11/25.22:00 | 8.30/E | 59 | 11/27.10:00 | 4.10/W | | | |
| 24 | 11/25.23:00 | 8.00/E | 60 | 11/27.11:00 | 2.80/N | | | |
| 25 | 11/26.00:00 | 9.00/E | 61 | 11/27.12:00 | 5.30/WNW | | | |
| 26 | 11/26.01:00 | 10.60/E | 62 | 11/27.13:00 | 3.10/WNW | | | |
| 27 | 11/26.02:00 | 9.50/E | 63 | 11/27.14:00 | 3.00/W | | | |
| 28 | 11/26.03:00 | 8.40/E | 64 | 11/27.15:00 | 4.30/N | | | |
| 29 | 11/26.04:00 | 7.60/E | 65 | 11/27.16:00 | 2.80/W | | | |
| 30 | 11/26.05:00 | 6.10/E | 66 | 11/27.17:00 | 2.50/N | | | |
| 31 | 11/26.06:00 | 6.30/E | 67 | 11/27.18:00 | 7.20/NNE | | | |
| 32 | 11/26.07:00 | 6.60/E | 68 | 11/27.19:00 | 5.80/N | | | |
| 33 | 11/26.08:00 | 6.80/E | 69 | 11/27.20:00 | 6.50/NNE | | | |
| 34 | 11/26.09:00 | 7.40/E | 70 | 11/27.21:00 | 3.20/W | | | |
| 35 | 11/26.10:00 | 7.50/E | 71 | 11/27.22:00 | 1.60/NW | | | |
| 36 | 11/26.11:00 | 9.20/E | 72 | 11/27.23:00 | 4.70/W | | | |

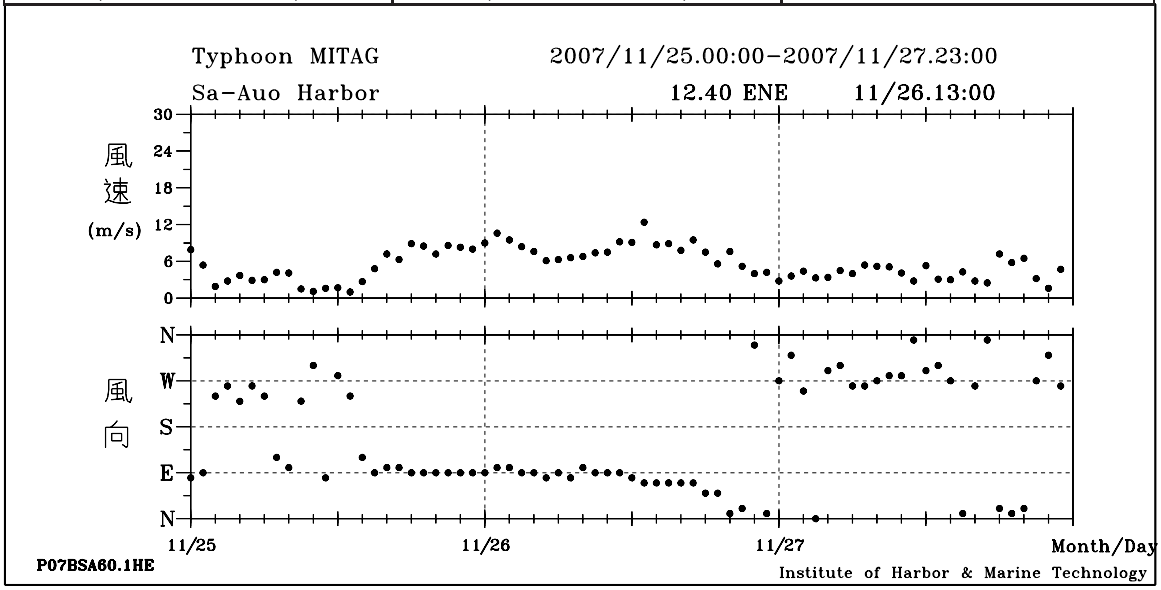


圖11.8.6　2007年米塔 颱風蘇澳港風速及風向歷線圖

## 11.9　2007年布袋港颱風期間風報表、歷線圖

# 表11.9.1　2007年帕布 颱風布袋港風速及風向報表

**2007**年 **8**月 **6**日 **0**時 **0**分～ **2007**年 **8**月 **8**日**23**時 **0**分

| 序號 | 時 間<br>月/日. 時: 分 | 風速風向<br>(m/s)(來向) | 序號 | 時 間<br>月/日. 時: 分 | 風速風向<br>(m/s)(來向) | 序號 | 時 間<br>月/日. 時: 分 | 風速風向<br>(m/s)(來向) |
|---|---|---|---|---|---|---|---|---|
| 01 | 08/06.00:00 | 1.02/SSW | 37 | 08/07.12:00 | 2.87/NW | | | |
| 02 | 08/06.01:00 | .50/SSW | 38 | 08/07.13:00 | 5.57/NW | | | |
| 03 | 08/06.02:00 | .40/SSE | 39 | 08/07.14:00 | 5.20/NW | | | |
| 04 | 08/06.03:00 | .97/SSE | 40 | 08/07.15:00 | 7.61/N | | | |
| 05 | 08/06.04:00 | 1.58/NE | 41 | 08/07.16:00 | 7.51/N | | | |
| 06 | 08/06.05:00 | 3.20/NNE | 42 | 08/07.17:00 | 6.73/N | | | |
| 07 | 08/06.06:00 | 2.79/NE | 43 | 08/07.18:00 | 3.20/N | | | |
| 08 | 08/06.07:00 | 3.14/NNE | 44 | 08/07.19:00 | 2.13/N | | | |
| 09 | 08/06.08:00 | 3.61/NE | 45 | 08/07.20:00 | 2.13/N | | | |
| 10 | 08/06.09:00 | 4.54/N | 46 | 08/07.21:00 | 3.58/NNE | | | |
| 11 | 08/06.10:00 | 4.86/NNE | 47 | 08/07.22:00 | 4.23/NNE | | | |
| 12 | 08/06.11:00 | 6.08/NNW | 48 | 08/07.23:00 | 4.42/NNE | | | |
| 13 | 08/06.12:00 | 7.31/NNW | 49 | 08/08.00:00 | 4.42/ENE | | | |
| 14 | 08/06.13:00 | 6.82/NNW | 50 | 08/08.01:00 | 5.20/NNE | | | |
| 15 | 08/06.14:00 | 7.47/NNW | 51 | 08/08.02:00 | 5.14/NNE | | | |
| 16 | 08/06.15:00 | 6.92/NNW | 52 | 08/08.03:00 | 3.99/NNE | | | |
| 17 | 08/06.16:00 | 6.67/NNW | 53 | 08/08.04:00 | 3.84/NE | | | |
| 18 | 08/06.17:00 | 7.30/N | 54 | 08/08.05:00 | 2.86/S | | | |
| 19 | 08/06.18:00 | 5.84/N | 55 | 08/08.06:00 | 2.89/SW | | | |
| 20 | 08/06.19:00 | 4.82/N | 56 | 08/08.07:00 | 5.62/S | | | |
| 21 | 08/06.20:00 | 2.73/N | 57 | 08/08.08:00 | 3.93/S | | | |
| 22 | 08/06.21:00 | 2.75/NNE | 58 | 08/08.09:00 | 3.20/SSW | | | |
| 23 | 08/06.22:00 | 2.69/N | 59 | 08/08.10:00 | .36/SE | | | |
| 24 | 08/06.23:00 | 2.56/NNE | 60 | 08/08.11:00 | 1.24/S | | | |
| 25 | 08/07.00:00 | 2.84/NNE | 61 | 08/08.12:00 | .50/E | | | |
| 26 | 08/07.01:00 | 2.18/NNE | 62 | 08/08.13:00 | 2.01/N | | | |
| 27 | 08/07.02:00 | 2.53/N | 63 | 08/08.14:00 | 3.90/NNW | | | |
| 28 | 08/07.03:00 | 4.23/N | 64 | 08/08.15:00 | 5.73/NNW | | | |
| 29 | 08/07.04:00 | 1.92/NNE | 65 | 08/08.16:00 | 5.84/N | | | |
| 30 | 08/07.05:00 | 2.50/E | 66 | 08/08.17:00 | 5.71/N | | | |
| 31 | 08/07.06:00 | 4.15/NW | 67 | 08/08.18:00 | 6.22/N | | | |
| 32 | 08/07.07:00 | 4.66/NNW | 68 | 08/08.19:00 | 4.93/S | | | |
| 33 | 08/07.08:00 | 4.44/N | 69 | 08/08.20:00 | 4.11/NNW | | | |
| 34 | 08/07.09:00 | 4.56/NNW | 70 | 08/08.21:00 | 4.31/NNW | | | |
| 35 | 08/07.10:00 | 2.84/NNW | 71 | 08/08.22:00 | 4.39/NW | | | |
| 36 | 08/07.11:00 | 2.74/NW | 72 | 08/08.23:00 | 3.88/WSW | | | |

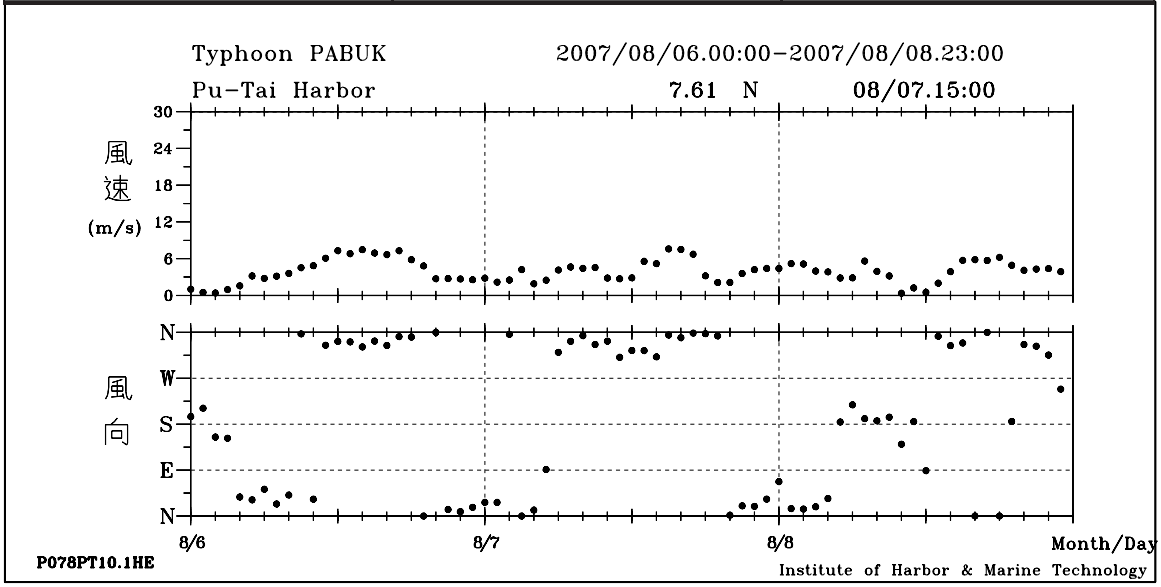


圖11.9.1　2007年帕布 颱風布袋港風速及風向歷線圖

# 表11.9.2　2007年梧提 颱風布袋港風速及風向報表

**2007**年 **8**月 **8**日 **0**時 **0**分～ **2007**年 **8**月 **9**日**23**時 **0**分

| 序號 | 時 間<br>月/日. 時: 分 | 風速風向<br>(m/s)(來向) | 序號 | 時 間<br>月/日. 時: 分 | 風速風向<br>(m/s)(來向) | 序號 | 時 間<br>月/日. 時: 分 | 風速風向<br>(m/s)(來向) |
|---|---|---|---|---|---|---|---|---|
| 01 | 08/08.00:00 | 4.42/ENE | 37 | 08/09.12:00 | 3.72/SSW | | | |
| 02 | 08/08.01:00 | 5.20/NNE | 38 | 08/09.13:00 | 2.86/SSW | | | |
| 03 | 08/08.02:00 | 5.14/NNE | 39 | 08/09.14:00 | 2.27/SSE | | | |
| 04 | 08/08.03:00 | 3.99/NNE | 40 | 08/09.15:00 | 2.14/SSE | | | |
| 05 | 08/08.04:00 | 3.84/NE | 41 | 08/09.16:00 | 1.54/SSE | | | |
| 06 | 08/08.05:00 | 2.86/S | 42 | 08/09.17:00 | .67/SE | | | |
| 07 | 08/08.06:00 | 2.89/SW | 43 | 08/09.18:00 | .25/E | | | |
| 08 | 08/08.07:00 | 5.62/S | 44 | 08/09.19:00 | .63/NNE | | | |
| 09 | 08/08.08:00 | 3.93/S | 45 | 08/09.20:00 | .10/NE | | | |
| 10 | 08/08.09:00 | 3.20/SSW | 46 | 08/09.21:00 | .94/W | | | |
| 11 | 08/08.10:00 | .36/SE | 47 | 08/09.22:00 | 2.08/SW | | | |
| 12 | 08/08.11:00 | 1.24/S | 48 | 08/09.23:00 | 2.99/WNW | | | |
| 13 | 08/08.12:00 | .50/E | | | | | | |
| 14 | 08/08.13:00 | 2.01/N | | | | | | |
| 15 | 08/08.14:00 | 3.90/NNW | | | | | | |
| 16 | 08/08.15:00 | 5.73/NNW | | | | | | |
| 17 | 08/08.16:00 | 5.84/N | | | | | | |
| 18 | 08/08.17:00 | 5.71/N | | | | | | |
| 19 | 08/08.18:00 | 6.22/N | | | | | | |
| 20 | 08/08.19:00 | 4.93/S | | | | | | |
| 21 | 08/08.20:00 | 4.11/NNW | | | | | | |
| 22 | 08/08.21:00 | 4.31/NNW | | | | | | |
| 23 | 08/08.22:00 | 4.39/NW | | | | | | |
| 24 | 08/08.23:00 | 3.88/WSW | | | | | | |
| 25 | 08/09.00:00 | 3.50/W | | | | | | |
| 26 | 08/09.01:00 | 2.86/WNW | | | | | | |
| 27 | 08/09.02:00 | 2.16/WNW | | | | | | |
| 28 | 08/09.03:00 | 1.67/WNW | | | | | | |
| 29 | 08/09.04:00 | 2.88/ESE | | | | | | |
| 30 | 08/09.05:00 | 5.40/SSE | | | | | | |
| 31 | 08/09.06:00 | 3.63/SSW | | | | | | |
| 32 | 08/09.07:00 | 5.22/S | | | | | | |
| 33 | 08/09.08:00 | 7.38/SSE | | | | | | |
| 34 | 08/09.09:00 | 6.98/S | | | | | | |
| 35 | 08/09.10:00 | 6.04/SSE | | | | | | |
| 36 | 08/09.11:00 | 3.62/S | | | | | | |

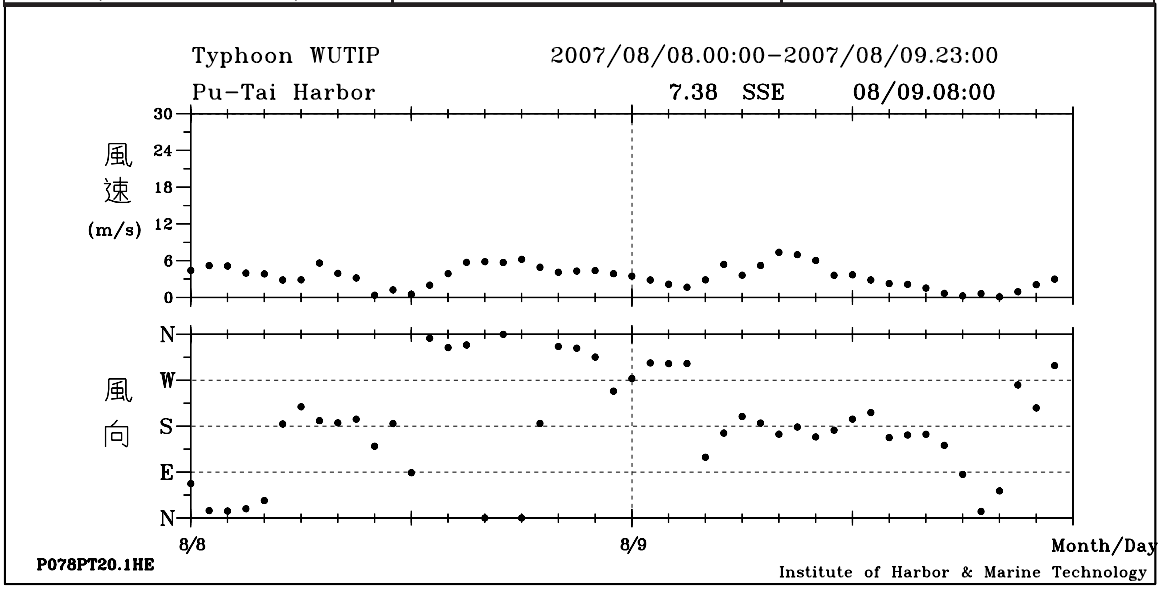


圖11.9.2　2007年梧提 颱風布袋港風速及風向歷線圖

# 表11.9.3　2007年聖帕 颱風布袋港風速及風向報表

**2007年 8月16日 0時 0分～ 2007年 8月19日 23時 0分**

| 序號 | 時 間 月/日. 時: 分 | 風速風向 (m/s)(來向) | 序號 | 時 間 月/日. 時: 分 | 風速風向 (m/s)(來向) | 序號 | 時 間 月/日. 時: 分 | 風速風向 (m/s)(來向) |
|---|---|---|---|---|---|---|---|---|
| 01 | 08/16.00:00 | .42/SSW | 37 | 08/17.12:00 | 3.33/NNW | 73 | 08/19.00:00 | 10.15/SSW |
| 02 | 08/16.01:00 | 1.48/NNE | 38 | 08/17.13:00 | 4.00/NNW | 74 | 08/19.01:00 | 7.24/SSW |
| 03 | 08/16.02:00 | 1.57/NNW | 39 | 08/17.14:00 | 3.11/NNW | 75 | 08/19.02:00 | 9.16/SSW |
| 04 | 08/16.03:00 | 2.62/N | 40 | 08/17.15:00 | 3.69/NNW | 76 | 08/19.03:00 | 8.09/SW |
| 05 | 08/16.04:00 | 3.18/NNE | 41 | 08/17.16:00 | 3.29/NW | 77 | 08/19.04:00 | 10.46/SSW |
| 06 | 08/16.05:00 | 2.43/NE | 42 | 08/17.17:00 | 1.72/NNW | 78 | 08/19.05:00 | 9.75/SSW |
| 07 | 08/16.06:00 | 2.46/E | 43 | 08/17.18:00 | .79/NNW | 79 | 08/19.06:00 | 10.71/SSW |
| 08 | 08/16.07:00 | 2.98/N | 44 | 08/17.19:00 | 2.48/ENE | 80 | 08/19.07:00 | 11.04/SSE |
| 09 | 08/16.08:00 | 2.65/NNE | 45 | 08/17.20:00 | 1.53/NE | 81 | 08/19.08:00 | 9.44/SSW |
| 10 | 08/16.09:00 | 3.42/NNE | 46 | 08/17.21:00 | 1.71/NNW | 82 | 08/19.09:00 | 11.54/SSW |
| 11 | 08/16.10:00 | 4.39/N | 47 | 08/17.22:00 | 1.97/NW | 83 | 08/19.10:00 | 10.42/SSW |
| 12 | 08/16.11:00 | 5.75/N | 48 | 08/17.23:00 | 1.80/NNE | 84 | 08/19.11:00 | 9.99/SSW |
| 13 | 08/16.12:00 | 6.75/N | 49 | 08/18.00:00 | 2.70/E | 85 | 08/19.12:00 | 11.00/SSW |
| 14 | 08/16.13:00 | 7.87/N | 50 | 08/18.01:00 | .78/ENE | 86 | 08/19.13:00 | 6.97/SSW |
| 15 | 08/16.14:00 | 7.16/NNW | 51 | 08/18.02:00 | 1.83/E | 87 | 08/19.14:00 | 7.29/SSW |
| 16 | 08/16.15:00 | 6.65/N | 52 | 08/18.03:00 | 4.02/N | 88 | 08/19.15:00 | 8.53/SW |
| 17 | 08/16.16:00 | 4.48/NNW | 53 | 08/18.04:00 | 5.18/N | 89 | 08/19.16:00 | 6.80/SSW |
| 18 | 08/16.17:00 | 4.84/NNW | 54 | 08/18.05:00 | 8.35/N | 90 | 08/19.17:00 | 7.44/SSW |
| 19 | 08/16.18:00 | 4.36/NW | 55 | 08/18.06:00 | 7.96/N | 91 | 08/19.18:00 | 8.31/SSE |
| 20 | 08/16.19:00 | 3.49/NNW | 56 | 08/18.07:00 | 8.03/NNW | 92 | 08/19.19:00 | 8.72/SSE |
| 21 | 08/16.20:00 | 3.34/NW | 57 | 08/18.08:00 | 3.23/N | 93 | 08/19.20:00 | 9.27/SSE |
| 22 | 08/16.21:00 | 1.68/NNW | 58 | 08/18.09:00 | 5.23/SSW | 94 | 08/19.21:00 | 8.81/S |
| 23 | 08/16.22:00 | 3.11/SSW | 59 | 08/18.10:00 | 5.12/SSW | 95 | 08/19.22:00 | 10.78/S |
| 24 | 08/16.23:00 | 2.93/SW | 60 | 08/18.11:00 | 6.25/S | 96 | 08/19.23:00 | 9.60/SSW |
| 25 | 08/17.00:00 | 3.69/SSW | 61 | 08/18.12:00 | 4.09/SSW | | | |
| 26 | 08/17.01:00 | 1.91/SSE | 62 | 08/18.13:00 | 4.77/S | | | |
| 27 | 08/17.02:00 | 2.95/S | 63 | 08/18.14:00 | 5.77/SSW | | | |
| 28 | 08/17.03:00 | 3.12/SSE | 64 | 08/18.15:00 | 7.43/SW | | | |
| 29 | 08/17.04:00 | 1.59/SSE | 65 | 08/18.16:00 | 13.78/W | | | |
| 30 | 08/17.05:00 | 3.64/S | 66 | 08/18.17:00 | 10.38/WSW | | | |
| 31 | 08/17.06:00 | 3.25/S | 67 | 08/18.18:00 | 11.05/WSW | | | |
| 32 | 08/17.07:00 | 1.81/SSE | 68 | 08/18.19:00 | 10.60/WSW | | | |
| 33 | 08/17.08:00 | 1.65/E | 69 | 08/18.20:00 | 10.78/SSW | | | |
| 34 | 08/17.09:00 | 2.03/SE | 70 | 08/18.21:00 | 12.01/SW | | | |
| 35 | 08/17.10:00 | 2.92/S | 71 | 08/18.22:00 | 9.00/SSW | | | |
| 36 | 08/17.11:00 | 1.23/S | 72 | 08/18.23:00 | 10.91/SSW | | | |

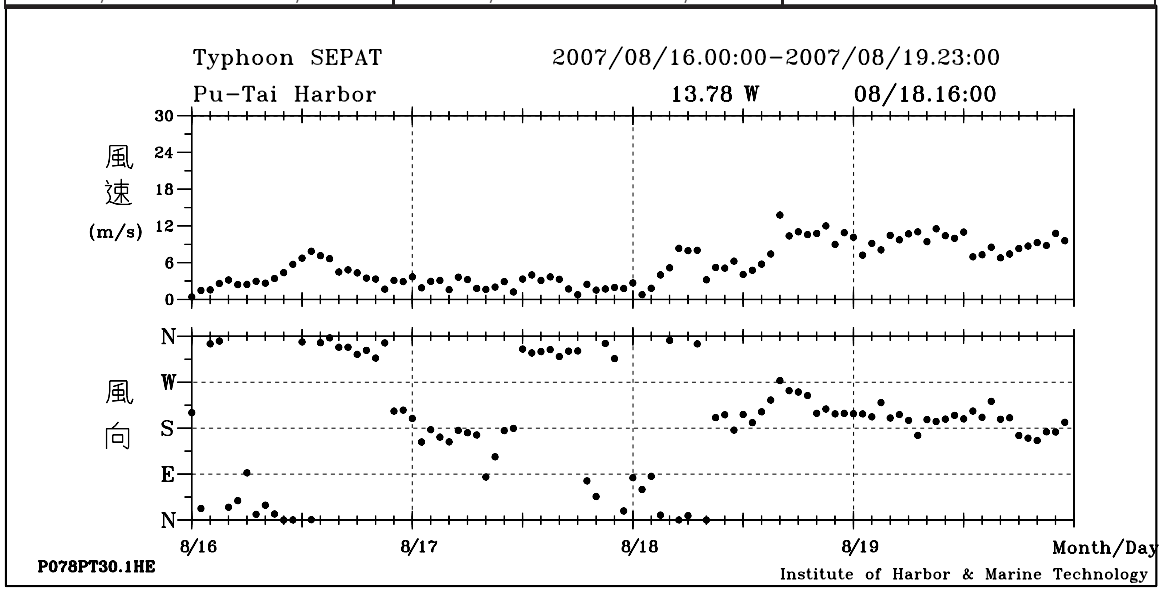


# 圖11.9.3　2007年聖帕 颱風布袋港風速及風向歷線圖

# 表11.9.4　2007年柯羅莎颱風布袋港風速及風向報表

**2007年10月 4日 0時 0分～ 2007年10月 7日23時 0分**

| 序號 | 時 間<br>月/日. 時: 分 | 風速風向<br>(m/s)(來向) | 序號 | 時 間<br>月/日. 時: 分 | 風速風向<br>(m/s)(來向) | 序號 | 時 間<br>月/日. 時: 分 | 風速風向<br>(m/s)(來向) |
|---|---|---|---|---|---|---|---|---|
| 01 | 10/04.00:00 | 4.85/S | 37 | 10/05.12:00 | 10.73/NNE | 73 | 10/07.00:00 | 11.28/SW |
| 02 | 10/04.01:00 | 4.00/S | 38 | 10/05.13:00 | 8.32/NNE | 74 | 10/07.01:00 | 10.96/W |
| 03 | 10/04.02:00 | 3.71/SSE | 39 | 10/05.14:00 | 9.80/N | 75 | 10/07.02:00 | 11.72/WSW |
| 04 | 10/04.03:00 | 2.77/S | 40 | 10/05.15:00 | 10.74/N | 76 | 10/07.03:00 | 11.60/WSW |
| 05 | 10/04.04:00 | 2.63/SSE | 41 | 10/05.16:00 | 10.13/N | 77 | 10/07.04:00 | 13.49/SW |
| 06 | 10/04.05:00 | 2.03/SE | 42 | 10/05.17:00 | 10.45/N | 78 | 10/07.05:00 | 10.39/WSW |
| 07 | 10/04.06:00 | .92/E | 43 | 10/05.18:00 | 11.01/NNE | 79 | 10/07.06:00 | 8.53/W |
| 08 | 10/04.07:00 | 2.29/ENE | 44 | 10/05.19:00 | 10.68/N | 80 | 10/07.07:00 | 4.38/WSW |
| 09 | 10/04.08:00 | 1.56/NE | 45 | 10/05.20:00 | 12.49/N | 81 | 10/07.08:00 | 5.43/SW |
| 10 | 10/04.09:00 | 1.80/NNW | 46 | 10/05.21:00 | 13.66/N | 82 | 10/07.09:00 | 6.63/SSW |
| 11 | 10/04.10:00 | 1.90/NW | 47 | 10/05.22:00 | 12.99/NNE | 83 | 10/07.10:00 | 4.90/WSW |
| 12 | 10/04.11:00 | 2.28/NNW | 48 | 10/05.23:00 | 13.02/N | 84 | 10/07.11:00 | 4.91/SSW |
| 13 | 10/04.12:00 | 2.90/NW | 49 | 10/06.00:00 | 15.18/N | 85 | 10/07.12:00 | 4.98/WSW |
| 14 | 10/04.13:00 | 4.87/NNW | 50 | 10/06.01:00 | 15.34/NNE | 86 | 10/07.13:00 | 3.96/WSW |
| 15 | 10/04.14:00 | 7.30/NNW | 51 | 10/06.02:00 | 17.61/N | 87 | 10/07.14:00 | 3.35/SW |
| 16 | 10/04.15:00 | 9.29/N | 52 | 10/06.03:00 | 17.78/N | 88 | 10/07.15:00 | 3.08/WSW |
| 17 | 10/04.16:00 | 6.14/NNW | 53 | 10/06.04:00 | 18.44/N | 89 | 10/07.16:00 | 3.98/SW |
| 18 | 10/04.17:00 | 3.60/N | 54 | 10/06.05:00 | 18.37/N | 90 | 10/07.17:00 | 2.74/SW |
| 19 | 10/04.18:00 | 5.25/NNE | 55 | 10/06.06:00 | 19.58/N | 91 | 10/07.18:00 | 2.29/SW |
| 20 | 10/04.19:00 | 5.49/N | 56 | 10/06.07:00 | 19.28/N | 92 | 10/07.19:00 | 1.75/SSW |
| 21 | 10/04.20:00 | 6.90/NNE | 57 | 10/06.08:00 | 19.27/NNW | 93 | 10/07.20:00 | 1.78/WSW |
| 22 | 10/04.21:00 | 6.14/N | 58 | 10/06.09:00 | 17.89/NNW | 94 | 10/07.21:00 | 3.72/WSW |
| 23 | 10/04.22:00 | 5.20/N | 59 | 10/06.10:00 | 19.55/NNW | 95 | 10/07.22:00 | 5.32/S |
| 24 | 10/04.23:00 | 5.83/NNE | 60 | 10/06.11:00 | 17.58/NNW | 96 | 10/07.23:00 | 4.79/S |
| 25 | 10/05.00:00 | 5.07/NNE | 61 | 10/06.12:00 | 18.26/NNW | | | |
| 26 | 10/05.01:00 | 4.85/NNE | 62 | 10/06.13:00 | 14.89/NW | | | |
| 27 | 10/05.02:00 | 2.23/N | 63 | 10/06.14:00 | 16.68/NW | | | |
| 28 | 10/05.03:00 | 5.15/N | 64 | 10/06.15:00 | 17.51/NNW | | | |
| 29 | 10/05.04:00 | 4.36/NNE | 65 | 10/06.16:00 | 16.82/NW | | | |
| 30 | 10/05.05:00 | 4.45/NNE | 66 | 10/06.17:00 | 16.60/NNW | | | |
| 31 | 10/05.06:00 | 4.01/NNE | 67 | 10/06.18:00 | 17.16/NW | | | |
| 32 | 10/05.07:00 | 3.82/NNE | 68 | 10/06.19:00 | 14.39/NNW | | | |
| 33 | 10/05.08:00 | 6.02/NNE | 69 | 10/06.20:00 | 14.73/NW | | | |
| 34 | 10/05.09:00 | 7.07/NNE | 70 | 10/06.21:00 | 14.83/WNW | | | |
| 35 | 10/05.10:00 | 7.70/NE | 71 | 10/06.22:00 | 13.84/NW | | | |
| 36 | 10/05.11:00 | 11.00/NNE | 72 | 10/06.23:00 | 10.84/W | | | |

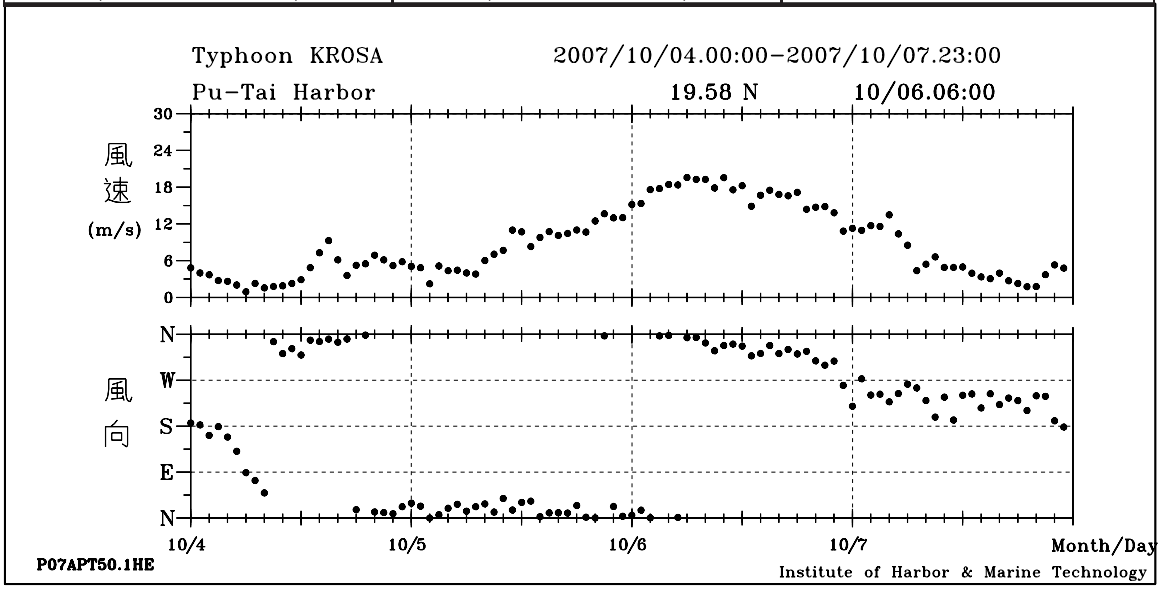


圖11.9.4　2007年柯羅莎颱風布袋港風速及風向歷線圖

# 表11.9.5　2007年米塔 颱風布袋港風速及風向報表

**2007年11月25日 0時 0分～ 2007年11月27日23時 0分**

| 序號 | 時 間<br>月/日. 時: 分 | 風速風向<br>(m/s)(來向) | 序號 | 時 間<br>月/日. 時: 分 | 風速風向<br>(m/s)(來向) | 序號 | 時 間<br>月/日. 時: 分 | 風速風向<br>(m/s)(來向) |
|---|---|---|---|---|---|---|---|---|
| 01 | 11/25.00:00 | 3.81/NNE | 37 | 11/26.12:00 | 6.45/N | | | |
| 02 | 11/25.01:00 | 3.08/N | 38 | 11/26.13:00 | 7.66/NNE | | | |
| 03 | 11/25.02:00 | 3.85/NNE | 39 | 11/26.14:00 | 9.25/NNE | | | |
| 04 | 11/25.03:00 | 2.89/NNE | 40 | 11/26.15:00 | 10.21/N | | | |
| 05 | 11/25.04:00 | 2.59/NNE | 41 | 11/26.16:00 | 10.95/NNE | | | |
| 06 | 11/25.05:00 | 2.09/NNE | 42 | 11/26.17:00 | 12.27/N | | | |
| 07 | 11/25.06:00 | 3.24/N | 43 | 11/26.18:00 | 12.02/N | | | |
| 08 | 11/25.07:00 | 2.59/N | 44 | 11/26.19:00 | 13.50/N | | | |
| 09 | 11/25.08:00 | 2.46/NNE | 45 | 11/26.20:00 | 16.56/NNE | | | |
| 10 | 11/25.09:00 | 1.72/NNE | 46 | 11/26.21:00 | 16.63/NNE | | | |
| 11 | 11/25.10:00 | 2.43/NNE | 47 | 11/26.22:00 | 16.83/N | | | |
| 12 | 11/25.11:00 | 2.01/NNW | 48 | 11/26.23:00 | 17.37/NNE | | | |
| 13 | 11/25.12:00 | 4.92/NNW | 49 | 11/27.00:00 | 16.40/N | | | |
| 14 | 11/25.13:00 | 4.75/NNW | 50 | 11/27.01:00 | 16.66/N | | | |
| 15 | 11/25.14:00 | 6.49/NNW | 51 | 11/27.02:00 | 17.35/NNE | | | |
| 16 | 11/25.15:00 | 6.98/NNW | 52 | 11/27.03:00 | 15.62/NNE | | | |
| 17 | 11/25.16:00 | 6.24/N | 53 | 11/27.04:00 | 15.80/N | | | |
| 18 | 11/25.17:00 | 4.93/NNW | 54 | 11/27.05:00 | 17.50/N | | | |
| 19 | 11/25.18:00 | 4.49/NNW | 55 | 11/27.06:00 | 16.87/N | | | |
| 20 | 11/25.19:00 | 3.28/N | 56 | 11/27.07:00 | 14.44/NNE | | | |
| 21 | 11/25.20:00 | 3.94/N | 57 | 11/27.08:00 | 14.63/NNE | | | |
| 22 | 11/25.21:00 | 4.11/NNE | 58 | 11/27.09:00 | 15.39/NNE | | | |
| 23 | 11/25.22:00 | 3.20/N | 59 | 11/27.10:00 | 13.60/N | | | |
| 24 | 11/25.23:00 | 3.01/N | 60 | 11/27.11:00 | 15.33/NNE | | | |
| 25 | 11/26.00:00 | 1.21/NNE | 61 | 11/27.12:00 | 16.16/NNE | | | |
| 26 | 11/26.01:00 | .66/NNE | 62 | 11/27.13:00 | 17.01/NNE | | | |
| 27 | 11/26.02:00 | 1.08/E | 63 | 11/27.14:00 | 14.26/NNE | | | |
| 28 | 11/26.03:00 | 2.39/NNE | 64 | 11/27.15:00 | 14.97/NNE | | | |
| 29 | 11/26.04:00 | 2.53/NE | 65 | 11/27.16:00 | 13.44/NNE | | | |
| 30 | 11/26.05:00 | 3.02/NNE | 66 | 11/27.17:00 | 13.59/N | | | |
| 31 | 11/26.06:00 | 3.24/N | 67 | 11/27.18:00 | 12.89/NNE | | | |
| 32 | 11/26.07:00 | 4.07/N | 68 | 11/27.19:00 | 11.13/NNE | | | |
| 33 | 11/26.08:00 | 5.29/N | 69 | 11/27.20:00 | 9.22/NNE | | | |
| 34 | 11/26.09:00 | 7.13/N | 70 | 11/27.21:00 | 12.00/NNE | | | |
| 35 | 11/26.10:00 | 6.61/N | 71 | 11/27.22:00 | 10.39/NNE | | | |
| 36 | 11/26.11:00 | 8.86/N | 72 | 11/27.23:00 | 10.64/NNE | | | |

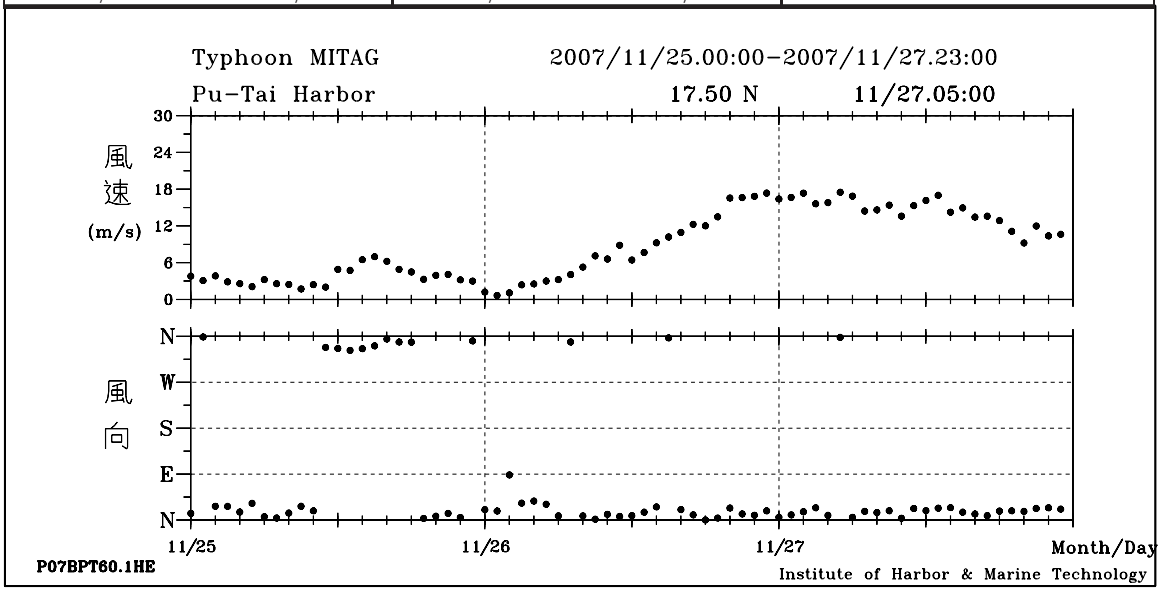


圖11.9.5　2007年米塔 颱風布袋港風速及風向歷線圖

# 11.10　2007年各港 颱風期間最大風速統計表

# 表11.10.1 基隆港2007年颱風期間最大風速 (風向) 統計表

| 序號 | 颱風名稱 | 發生期間<br>年、月、日~月、日 | 最大風速<br>(m/s) | 對應風向<br>(來向) | 資料筆數<br>總數/實際 |
|---|---|---|---|---|---|
| **1** | 帕布 | 2007/08/06-08/08 | 7.6 | ENE | 72/ 72 |
| **2** | 梧提 | 2007/08/08-08/09 | 7.6 | ENE | 48/ 48 |
| **3** | 聖帕 | 2007/08/16-08/19 | 10.5 | ENE | 96/ 96 |
| **4** | 韋帕 | 2007/09/17-09/19 | 10.4 | N | 72/ 72 |
| **5** | 柯羅莎 | 2007/10/04-10/07 | 22.8 | N | 96/ 96 |
| **6** | 米塔 | 2007/11/25-11/27 | 13.9 | N | 72/ 72 |

# 表11.10.2 臺北港2007年颱風期間最大風速 (風向) 統計表

| 序號 | 颱風名稱 | 發生期間<br>年、月、日~月、日 | 最大風速<br>(m/s) | 對應風向<br>(來向) | 資料筆數<br>總數/實際 |
|---|---|---|---|---|---|
| **1** | 帕布 | 2007/08/06-08/08 | 13.5 | ENE | 72/ 72 |
| **2** | 梧提 | 2007/08/08-08/09 | 13.8 | E | 48/ 48 |
| **3** | 聖帕 | 2007/08/16-08/19 | 21.3 | E | 96/ 93 |
| **4** | 韋帕 | 2007/09/17-09/19 | 23.4 | SW | 72/ 72 |
| **5** | 柯羅莎 | 2007/10/04-10/07 | 33.4 | NNE | 96/ 96 |
| **6** | 米塔 | 2007/11/25-11/27 | 15.6 | ENE | 72/ 22 |

# 表11.10.3 臺中港2007年颱風期間最大風速 (風向) 統計表

| 序號 | 颱風名稱 | 發生期間<br>年、月、日~月、日 | 最大風速<br>(m/s) | 對應風向<br>(來向) | 資料筆數<br>總數/實際 |
|---|---|---|---|---|---|
| **1** | 帕布 | 2007/08/06-08/08 | 6.4 | NNE | 72/ 72 |
| **2** | 梧提 | 2007/08/08-08/09 | 6.4 | NNE | 48/ 48 |
| **3** | 聖帕 | 2007/08/16-08/19 | 17.9 | NNE | 96/ 96 |
| **4** | 韋帕 | 2007/09/17-09/19 | 14.7 | N | 72/ 72 |
| **5** | 柯羅莎 | 2007/10/04-10/07 | 20.8 | NNE | 96/ 96 |
| **6** | 米塔 | 2007/11/25-11/27 | 23.2 | NNE | 72/ 72 |

# 表11.10.4 安平港2007年颱風期間最大風速 (風向) 統計表

| 序號 | 颱風名稱 | 發生期間<br>年、月、日~月、日 | 最大風速<br>(m/s) | 對應風向<br>(來向) | 資料筆數<br>總數/實際 |
|---|---|---|---|---|---|
| **1** | 帕布 | 2007/08/06-08/08 | 12.5 | N | 72/ 72 |
| **2** | 梧提 | 2007/08/08-08/09 | 12.5 | N | 48/ 48 |
| **3** | 聖帕 | 2007/08/16-08/19 | 24.4 | WSW | 96/ 93 |
| **4** | 韋帕 | 2007/09/17-09/19 | 16.2 | N | 72/ 71 |
| **5** | 柯羅莎 | 2007/10/04-10/07 | 22.8 | NW | 96/ 94 |
| **6** | 米塔 | 2007/11/25-11/27 | 20.5 | N | 72/ 47 |

# 表11.10.5 高雄港2007年颱風期間最大風速 (風向) 統計表

| 序號 | 颱風名稱 | 發生期間<br>年、月、日~月、日 | 最大風速<br>(m/s) | 對應風向<br>(來向) | 資料筆數<br>總數/實際 |
|---|---|---|---|---|---|
| **1** | 帕布 | 2007/08/06-08/08 | 7.9 | N | 72/ 72 |
| **2** | 梧提 | 2007/08/08-08/09 | 7.9 | N | 48/ 48 |
| **3** | 聖帕 | 2007/08/16-08/19 | 13.9 | WSW | 96/ 96 |
| **4** | 韋帕 | 2007/09/17-09/19 | 7.9 | NW | 72/ 72 |
| **5** | 柯羅莎 | 2007/10/04-10/07 | 12.4 | W | 96/ 96 |
| **6** | 米塔 | 2007/11/25-11/27 | 5.4 | N | 72/ 72 |

# 表11.10.6 花蓮港2007年颱風期間最大風速 (風向) 統計表

| 序號 | 颱風名稱 | 發生期間<br>年、月、日~月、日 | 最大風速<br>(m/s) | 對應風向<br>(來向) | 資料筆數<br>總數/實際 |
|---|---|---|---|---|---|
| 1 | 帕布 | 2007/08/06-08/08 | 7.9 | N | 72/ 72 |
| 2 | 梧提 | 2007/08/08-08/09 | 7.0 | NNE | 48/ 48 |
| 3 | 聖帕 | 2007/08/16-08/19 | 19.6 | S | 96/ 88 |
| 4 | 韋帕 | 2007/09/17-09/19 | 4.9 | SW | 72/ 72 |
| 5 | 柯羅莎 | 2007/10/04-10/07 | 22.7 | W | 96/ 96 |
| 6 | 米塔 | 2007/11/25-11/27 | 11.9 | NNE | 72/ 72 |

# 表11.10.7 蘇澳港2007年颱風期間最大風速 (風向) 統計表

| 序號 | 颱風名稱 | 發生期間<br>年、月、日~月、日 | 最大風速<br>(m/s) | 對應風向<br>(來向) | 資料筆數<br>總數/實際 |
|---|---|---|---|---|---|
| **1** | 帕布 | 2007/08/06-08/08 | 10.2 | ESE | 72/ 72 |
| **2** | 梧提 | 2007/08/08-08/09 | 10.2 | ESE | 48/ 48 |
| **3** | 聖帕 | 2007/08/16-08/19 | 20.9 | E | 96/ 95 |
| **4** | 韋帕 | 2007/09/17-09/19 | 7.0 | W | 72/ 72 |
| **5** | 柯羅莎 | 2007/10/04-10/07 | 15.7 | NE | 96/ 77 |
| **6** | 米塔 | 2007/11/25-11/27 | 12.4 | ENE | 72/ 72 |

# 表11.10.8 布袋港2007年颱風期間最大風速 (風向) 統計表

| 序號 | 颱風名稱 | 發生期間<br>年、月、日~月、日 | 最大風速<br>(m/s) | 對應風向<br>(來向) | 資料筆數<br>總數/實際 |
|---|---|---|---|---|---|
| **1** | 帕布 | 2007/08/06-08/08 | 7.6 | N | 72/ 72 |
| **2** | 梧提 | 2007/08/08-08/09 | 7.4 | SSE | 48/ 48 |
| **3** | 聖帕 | 2007/08/16-08/19 | 13.8 | W | 96/ 96 |
| ***** | 韋帕 | 2007/09/17-09/19 | * | * | 72/ 0 |
| **4** | 柯羅莎 | 2007/10/04-10/07 | 19.6 | N | 96/ 96 |
| **5** | 米塔 | 2007/11/25-11/27 | 17.5 | N | 72/ 72 |

# 參 考 文 獻


1. 何良勝、曾相茂、吳基、林柏青、蘇青和，2008，"台灣地區主要港口附近海域海氣象調查及資料庫建立之研究(3/4)"，交通部運輸研究所港灣技術研究中心，基本研究報告，MOTC-IOT-96-H2DA001。
2. 何良勝、吳基、林柏青、張富東、廖慶堂、徐如捐、邱永芳、蘇青和等， 2008，"臺北港南外廓防波堤海岸漂沙調查及海氣象與地形變遷監測作業-九十六年報告"，交通部運輸研究所港灣技術研究中心，代理研究報告。